

Search for the production of dark gauge bosons in the framework of Einstein-Cartan portal in the simulation of proton-proton collisions at $\sqrt{s} = 13.6$ TeV

S. Elgammal*

Centre for theoretical physics, The British University in Egypt.

(Dated: February 7, 2024)

In the present work, we study the possible production of the heavy neutral dark gauge boson (A') candidates, which originated from a simplified model based on the Einstein-Cartan gravity, in association with dark matter. This study has been performed by studying events with dimuon plus missing transverse energy produced in the simulated proton-proton collisions at the Large Hadron Collider, at 13.6 TeV center of mass energy and integrated luminosity of 52 fb^{-1} corresponding to the LHC RUN III circumstances. We provide upper limits, in case no new physics has been discovered, on the masses for various particles in the model as, spin-1 (A'), as well as the heavy mediator (torsion field).

I. INTRODUCTION

The Standard Model of particle physics SM has been tested for more than 40 years [1], and its predictions agree very well with all experimental observations. However, the SM is nowadays considered as a low-energy manifestation of other theories realized at high energy, generically known as BSM (Beyond the Standard Model) theories [2]. One motivation for BSM physics is to have a unified theory for the electromagnetic, weak, and strong interactions, in a unique Grand Unified Theory (GUT) [3]. The Super-Symmetry (SUSY) attempts to also include gravitation lead to models with extra spatial dimensions. These BSM models typically predict the existence of new dark particles at the TeV scale and higher.

The existence of heavy neutral bosons (Z') is a feature of many extensions of the Standard Model. They arise in extended gauge theories, including grand unified theories (GUT) [4], and other models like left-right symmetric models (LRM) [5]. A specific case is the sequential standard model (SSM), in which the Z' boson has the same coupling as the SM Z' [6]. Model of extra dimensions like Randall and Sundrum model (RS) [7] predicts the existence of heavy Kaluza-Klein gravitons. Searches for these heavy dark neutral gauge bosons have been performed at the CMS and ATLAS experiments, at the Large Hadron Collider (LHC), with no evidence of their existence using the full RUN II period of the LHC data taking [8, 9].

Another alternative for the Randall and Sundrum model could be achieved through the Einstein-Cartan portal [10–16]. At which gravity (represented by torsion field) can couple to the SM particles in addition to dark sector fermions, it provides a mechanism of producing the dark sector particles and allows a chance for probing dark gauge boson (A'), which corresponds to a $U(1)_D$ symmetry, at LHC [17]. In this theory, the torsion mass is in the TeV-scale regime, so that the A' can be produced with the high boost and missing transverse energy

(E_T^{miss}) from dark-sector fermions. The search for the A' could be achieved at the LHC via its decay to dilepton (i.e. $A' \rightarrow l^+l^-$) and large E_T^{miss} .

Many searches for DM have been performed by analyzing the data collected by the CMS experiment during RUN II. These searches rely on the production of a visible object "X", which recoils against the large missing transverse energy from the dark matter particles leaving a signature of ($X + E_T^{miss}$) in the detector [18]. The visible particle could be an SM particle like W, Z bosons or jets [19], photon [20] or SM Higgs boson [21].

In this analysis, we present a search for dark neutral gauge bosons (A'), which originated in a simplified model in the Einstein-Cartan portal, at the LHC simulated proton-proton collisions with 13.6 TeV center of mass energy corresponding to the LHC RUN III circumstances [22]. The topology of the studied simulated events is dimuon, from the decay of A' , plus large missing transverse energy which is attributed to dark matter. A similar search for dark matter in this channel has been performed at the CMS experiment at the LHC with the visible particle being a Z boson decaying to dimuon at $\sqrt{s} = 13$ TeV [23].

In the following section II, the theoretical formalism of the $U(1)_D$ simplified model based on the Einstein-Cartan gravity and its free parameters are presented. Then the simulation techniques used for events generation for the signal and SM background samples are displayed in section III. Afterward, the selection cuts and the strategy of the analysis are explained in section IV. Finally, this analysis's results and summary are discussed in sections V and VI respectively.

II. THE SIMPLIFIED MODEL IN THE FRAMEWORK OF EINSTEIN-CARTAN GRAVITY

The analyzed simplified model is based on the Einstein-Cartan gravity, which has been discussed in [17], assumes the production of dark matters from proton-proton collisions at the LHC in addition to a new heavy neutral dark

* sherif.elgammal@bue.edu.eg

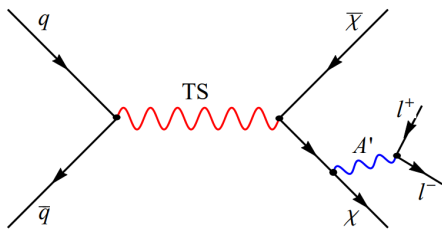


Figure 1 Feynman diagram for the simplified model based on Einstein-Cartan gravity; for the production of dark gauge boson (A') in association to dark matter (χ) pair [17].

gauge boson A' .

The proposed dark gauge boson (A'_μ) can be produced through the process of pair annihilation of two quarks $q\bar{q}$ mediated by the heavy torsion field (S_ρ , which is the axial-vector part of the torsion tensor $T_{\mu\nu}^\lambda$ [17]), which then undergoes two dark matter particles (χ). Dark matter is heavy enough to decay to an A'_μ and another dark matter (χ) as shown in figure 1.

The interaction terms, in the effective Lagrangian, between the torsion field and Dirac fermion (ψ), is given by [17]

$$\bar{\psi}i\gamma^\mu(\partial_\mu + i\mathbf{g}_\eta\gamma^5 S_\mu + \dots)\psi,$$

where \mathbf{g}_η is the coupling of torsion field to Dirac fermions.

While the term in the effective Lagrangian at which the torsion field couples to the dark matter, and between dark gauge boson (A'_μ) and dark matter are given by [17]

$$\bar{\chi}(i\gamma^\mu D_\mu - M_\chi)\chi,$$

where $D_\mu = \partial_\mu + i\mathbf{g}_\eta\gamma^5 S_\mu + i\mathbf{g}_D A'_\mu$, M_χ is the dark matter mass and \mathbf{g}_D is the coupling of dark gauge boson to dark matter.

The neutral dark gauge boson (A') decays to the SM fermion pairs, in our case we choose the muonic decay of A' . The highest significant branching ratio of $A' \rightarrow \mu^+\mu^-$ could be reached if the following mass assumption [17] is satisfied,

$$M_{A'} < 2M_\chi. \quad (1)$$

In this model, there are many free parameters including the torsion field mass (M_{ST}), the dark gauge boson mass ($M_{A'}$), the mass of dark matter (M_χ) and the coupling constants (\mathbf{g}_η and \mathbf{g}_D).

Due to the torsion mass being in the TeV-scale regime, the A' is produced with the high boost and MET from dark-sector fermions is large where the SM backgrounds are low, so that \mathbf{g}_η has to vary around the classical value [0.05 to 0.2] [17]. For this reason we have chosen $\mathbf{g}_\eta = 0.2$. While the value of the coupling constant \mathbf{g}_D is taken from [17], which is $\mathbf{g}_D = 1.2$.

Since we are interested in studying the possible production of heavy neutral dark gauge boson at the LHC, with

$M_{A'} > 100$ GeV, we have fixed the mass of dark matter to be $M_\chi = 500$ GeV to satisfy the mass condition given in equation 1. In addition, a similar analysis [23] has shown that, for axial-vector mediators, DM masses less than 300 GeV are excluded.

The typical signature of this process consists of a pair of opposite sign muons from the decay of A' plus a large missing transverse energy due to the stable dark matter χ . Since the CMS detector has been optimized to this decay channel, which is a clean channel to SM backgrounds. So, our studied events are with the following topology ($\mu^+\mu^- + E_T^{miss}$).

III. SIMULATION OF SIGNAL SAMPLES AND SM BACKGROUNDS

The SM background processes yielding muon pairs in the signal region are Drell-Yan ($DY \rightarrow \mu^+\mu^-$) production, the production of top quark pairs ($t\bar{t} \rightarrow \mu^+\mu^- + 2b + 2\nu$) and production of diboson ($W^+W^- \rightarrow \mu^+\mu^- + 2\nu$, $ZZ \rightarrow \mu^+\mu^- + 2\nu$ and $W^\pm Z \rightarrow \mu^\pm\mu^+\mu^- + \nu$). The second type of background is the jet background, which comes from the misidentification of jets as muons, where a jet or multijet passes the muons selection criteria. This kind of background originates from two processes: W+jet and QCD multijet. The contamination of single and multijet backgrounds in data is usually estimated from data using a so-called data-driven method which is explained in [8], nevertheless, they are irrelevant for our study because our analysis is based on MC simulations only.

The signal samples, for the simplified model (based on Einstein-Cartan gravity), and the corresponding SM processes have been generated using MadGraph5_aMC@NLO [24] interfaced to Pythia 8 for parton shower model and hadronization [25], and DELPHES [26] for a fast detector simulation of CMS experiment. They were generated from proton-proton collisions at the Large Hadron Collider at 13.6 TeV center of mass energy, which corresponds to the circumstances of RUN III, with muon $p_T > 10$ GeV and $|\eta| < 3$ rad.

For the simplified model, with the use of mass assumption given in equation 1, table I indicates the cross-section measurements times branching ratios calculated for different sets of the dark gauge boson (A') and torsion field (ST) masses. The simulated signals, used in this analysis, are private production samples, at which we used the matrix element event generator MadGraph5_aMC@NLO v2.6.7 [24].

All Monte Carlo samples used in this analysis and their corresponding cross sections were calculated in next-to-leading order. Thus, the contributions of the signal samples and the SM background processes have been estimated from the Monte Carlo simulations, at which they are normalized to their corresponding cross-section and integrated luminosity of 52 fb^{-1} [22]. The detector-related systematic uncertainty originated from the evaluation of the integrated luminosity of the 2022 data, that

$M_{ST} \backslash M_{A'}$	1250	1500	1750	1800	1970	2000	3000	4000	5000	6000	7000
200	4.3×10^{-4}	86.5×10^{-4}	158.0×10^{-4}	170.0×10^{-4}	180.0×10^{-4}	181.0×10^{-4}	89.5×10^{-4}	26.0×10^{-4}	6.1×10^{-4}	1.2×10^{-4}	2.3×10^{-5}
300	9.8×10^{-7}	40.0×10^{-4}	110.0×10^{-4}	120.0×10^{-4}	142.0×10^{-4}	145.0×10^{-4}	87.4×10^{-4}	27.0×10^{-4}	6.6×10^{-4}	1.4×10^{-4}	2.6×10^{-5}
400	5.4×10^{-7}	10.0×10^{-4}	65.0×10^{-4}	75.0×10^{-4}	101.0×10^{-4}	105.0×10^{-4}	79.0×10^{-4}	26.0×10^{-4}	6.7×10^{-4}	1.4×10^{-4}	2.8×10^{-5}
500	3.3×10^{-7}	8.1×10^{-7}	32.0×10^{-4}	41.0×10^{-4}	66.0×10^{-4}	69.5×10^{-4}	68.8×10^{-4}	19.0×10^{-4}	6.6×10^{-4}	1.4×10^{-4}	2.8×10^{-5}
600	2.1×10^{-7}	3.5×10^{-7}	11.0×10^{-4}	17.0×10^{-4}	39.0×10^{-4}	42.0×10^{-4}	58.0×10^{-4}	23.0×10^{-4}	6.3×10^{-4}	1.4×10^{-4}	2.8×10^{-5}
700	1.4×10^{-7}	1.9×10^{-7}	1.2×10^{-4}	4.1×10^{-4}	19.0×10^{-4}	22.0×10^{-4}	48.0×10^{-4}	20.0×10^{-4}	5.9×10^{-4}	1.4×10^{-4}	2.8×10^{-5}
800	9.0×10^{-8}	1.2×10^{-7}	1.3×10^{-7}	3.2×10^{-7}	7.1×10^{-7}	9.1×10^{-7}	39.0×10^{-4}	18.0×10^{-4}	5.4×10^{-4}	1.3×10^{-4}	2.7×10^{-5}
900	6.0×10^{-8}	7.8×10^{-8}	1.2×10^{-7}	1.4×10^{-7}	1.1×10^{-4}	2.1×10^{-4}	30.0×10^{-4}	16.0×10^{-4}	5.0×10^{-4}	1.2×10^{-4}	2.6×10^{-5}

Table I The simplified model (based on Einstein Cartan gravity) cross-section measurements times branching ratios (in pb) calculated for different sets of the masses $M_{A'}$ (in GeV), and M_{ST} (in GeV), for the mass assumption given in equation 1, with dark matter mass ($M_\chi = 500$ GeV), the following couplings constants $g_\eta = 0.2$, $g_D = 1.2$ and at $\sqrt{s} = 13.6$ TeV.

are recorded by the CMS during RUN III, which was estimated to be 2.2% [27].

IV. EVENT SELECTION

The selection of event, for the analysis, has been designed to reconstruct a final state with two high transverse momentum (p_T) muons in association with missing transverse energy accounting for the DM candidate. The selection is made using cuts applied on different kinematic parameters. Each of the two muons should pass the following pre-selection:

- p_T^μ (GeV) > 30,
- η^μ (rad) < 3,
- IsolationVarRhoCorr < 0.1,

”IsolationVarRhoCorr” represents the isolation cut in DELPHES software to reject muons produced inside jets. In this cut, it is required that the scalar p_T sum of all muon tracks within a cone of $\Delta R = 0.5$ around the muon candidate, excluding the muon candidate itself, should not exceed 10% of the p_T of the muon. This cut has been corrected for the pileup effect.

Thus, each event has been selected with two opposite charge muons, and the invariant mass of the dimuon is bigger than 60 GeV since we are looking for a resonance in the high mass regime.

Figure 2 shows the distribution of the dimuon invariant mass; the cyan histogram represents the Drell-Yan background, the yellow histogram represents the vector boson pair backgrounds (WW, WZ and ZZ), and the red histogram represents the $t\bar{t}$ background. These histograms are stacked. While the signals of the simplified model in the framework of Einstein-Cartan gravity, which have been generated with different masses of the neutral dark gauge boson A' with fixed values of the torsion field mass ($M_{ST} = 2000$ GeV) and dark matter mass ($M_\chi = 500$ GeV), are represented by different colored lines, and are overlaid. The corresponding distribution of the missing transverse energy is presented in figure 3. It is clearly

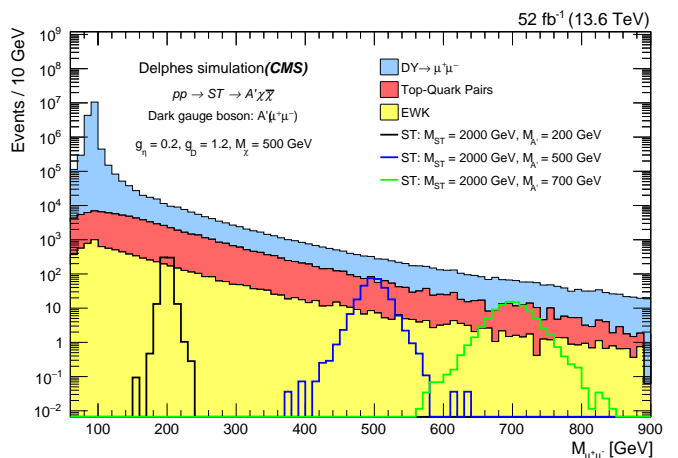


Figure 2 The measured dimuon invariant mass spectrum, after applying preliminary cuts, for the estimated SM backgrounds and different choices of dark gauge boson (A') masses generated based on the simplified model, with mass of torsion field ($M_{ST} = 2000$ GeV) and dark matter mass ($M_\chi = 500$ GeV).

shown from these figures that, the signal samples are overwhelmed by the backgrounds. So, it is necessary to apply a tighter set of cuts to discriminate signals from SM backgrounds as will be explained in the next paragraph.

In addition to the preliminary selection, extra tighter cuts have been applied. These tight cuts are based on three variables: the first variable is related to the invariant mass of the dimuon, at which we restricted the invariant mass of the dimuon to a small range around the mass of the dark gauge boson A' , such that $(0.9 \times M_{A'}) < M_{\mu^+\mu^-} < (M_{A'} + 25)$ as suggested in [17]. The second is the relative difference between the transverse energy of dimuon ($E_T^{\mu^+\mu^-}$) and the missing transverse energy (E_T^{miss}), it has been selected to be less than 0.4. (i.e. $|E_T^{\mu^+\mu^-} - E_T^{\text{miss}}|/E_T^{\mu^+\mu^-} < 0.4$). The third one is

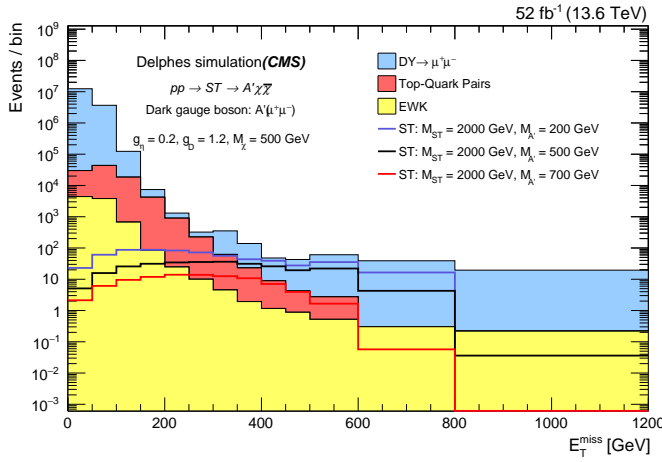


Figure 3 The distribution of the missing transverse energy, after the preliminary selection; for the expected SM backgrounds, and different A' masses produced by the simplified model, with mass of torsion field ($M_{ST} = 2000$ GeV) and dark matter mass ($M_\chi = 500$ GeV).

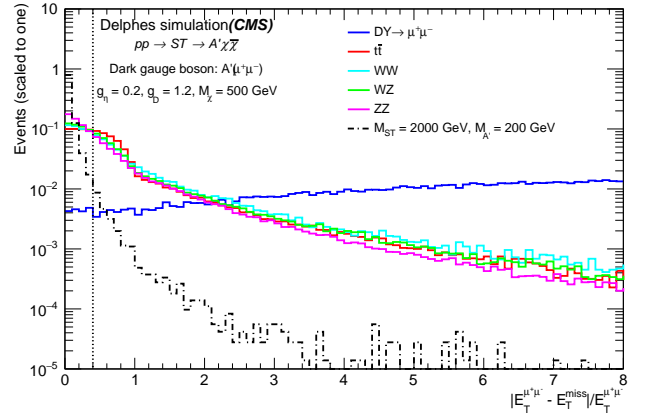
$\Delta\phi_{\mu^+\mu^-}, \bar{E}_T^{\text{miss}}$, which is defined as difference in the azimuthal angle between the dimuon direction and the missing transverse energy direction (i.e. $\Delta\phi_{\mu^+\mu^-}, \bar{E}_T^{\text{miss}} = |\phi^{\mu^+\mu^-} - \phi^{\text{miss}}|$), it has been selected to be greater than 2.6 rad.

For dimuon events, with each muon passes the preliminary cuts, we present in figure 4 the distributions of $|E_T^{\mu^+\mu^-} - E_T^{\text{miss}}|/E_T^{\mu^+\mu^-}$ (a) and $\Delta\phi_{\mu^+\mu^-}, \bar{E}_T^{\text{miss}}$ (b) for the signal presentation of the simplified model corresponding to Einstein-Cartan gravity, which was generated with masses of dark gauge boson $M_{A'} = 200$ GeV, the torsion field mass $M_{ST} = 2000$ GeV and dark matter mass $M_\chi = 500$ GeV and SM backgrounds. These distributions are scaled to one. In these plots, the vertical dashed lines correspond to the chosen cut value per each variable. These tight cuts have been applied to strongly decrease the SM backgrounds.

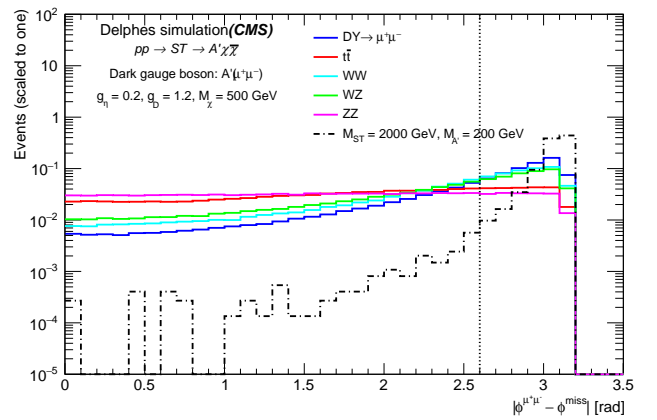
V. RESULTS

The shape-based analysis has been used based on the missing transverse energy distributions (E_T^{miss}), which are good discriminate variables since the signals distributions are characterized by relatively large E_T^{miss} values compared to the SM backgrounds. After applying the final event selection listed in table II, the distribution of the missing transverse energy is illustrated in figure 5.

The corresponding event yields after the analysis pre-selection and final selection, for each of the SM backgrounds and the signal benchmark of the simplified model, which was generated with masses of dark gauge boson $M_{A'} = 200$ GeV, the torsion field mass $M_{ST} =$



(a) $|E_T^{\mu^+\mu^-} - E_T^{\text{miss}}|/E_T^{\mu^+\mu^-}$



(b) $\Delta\phi_{\mu^+\mu^-}, \bar{E}_T^{\text{miss}}$

Figure 4 Distributions of $|E_T^{\mu^+\mu^-} - E_T^{\text{miss}}|/E_T^{\mu^+\mu^-}$ (a) and $\Delta\phi_{\mu^+\mu^-}, \bar{E}_T^{\text{miss}}$ (b) for the signal presentation of the simplified model corresponding to the Einstein-Cartan gravity with $M_{A'} = 200$ GeV and SM backgrounds, for dimuon events with each muon is passing the preliminary cuts. The vertical dashed lines correspond to the chosen cut value per each variable. All histograms are normalized to unity to highlight qualitative features.

2000 GeV and dark matter mass $M_\chi = 500$ GeV; with an integrated luminosity of 52 fb^{-1} are presented in table III. Uncertainties include both statistical and systematic components, summed in quadrature. The SM background is reduced by 4 orders of magnitude with the use of the analysis tight selection, particularly, the mass window cut has fully suppressed the ZZ background ($0.9 \times M_{A'} < M_{\mu^+\mu^-} < (M_{A'} + 25)$). While this selection has a tiny effect on the chosen model signal benchmark.

To make a statistical interpretation for our results, we performed a statistical test based on the profile likeli-

Step	Variable	Requirements
Pre-selection	p_T^μ (GeV)	> 30
	η^μ (rad)	< 3
	$M_{\mu^+\mu^-}$ (GeV)	> 60
	IsolationVarRhoCorr	< 0.1
Tight selection	Mass window (GeV)	$(0.9 \times M_{Z'}) < M_{\mu^+\mu^-} < (M_{Z'} + 25)$
	$ E_T^{\mu^+\mu^-} - E_T^{\text{miss}} /E_T^{\mu^+\mu^-}$	< 0.4
	$\Delta\phi_{\mu^+\mu^-, \vec{E}_T^{\text{miss}}$ (rad)	> 2.6

Table II Summary of cut-based final event selection used in the analysis.

Process	No. of events passing pre-selection	No. of events passing final selection
$DY \rightarrow \mu^+\mu^-$	16132431.2 ± 354936.2	86.8 ± 9.5
tt	88533.9 ± 1970.3	1587.0 ± 53.0
WW	7278.7 ± 181.4	215.7 ± 15.4
WZ	1202.8 ± 43.6	22.1 ± 4.7
ZZ	542.8341 ± 26.2	0.0 ± 0.0
Sum Bkgs	16224182.9 ± 356954.8	1911.6 ± 60.7
Simplified model signal (at $M_{A'} = 200$ GeV)	632.1 ± 28.7	575.8 ± 27.1

Table III The number of event yields, passing the pre-selection and the final event selection, are illustrated for each SM background, and the simplified model in the framework of Einstein-Cartan gravity with coupling constants $g_D = 1.2$, $g_\eta = 0.2$, $M_{A'} = 200$ GeV, $M_\chi = 500$ GeV and $M_{ST} = 2000$ GeV, corresponding to 52 fb^{-1} integrated luminosity at 13.6 TeV center of mass energy. The total uncertainties, including the statistical and systematic components, are indicated.

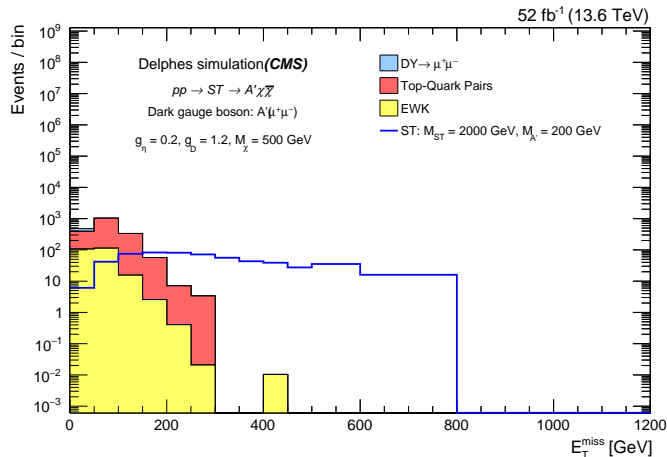


Figure 5 The distribution of the missing transverse energy, after final analysis selection cuts, for the expected SM background and one signal benchmark corresponding to the Einstein-Cartan gravity with $M_{A'} = 200$ GeV is superimposed.

hood method, with the use of the modified frequentist construction CLs [28, 29] used in the asymptotic approximation [30] to derive exclusion limits on the product of signal cross sections and branching fraction $\text{Br}(A' \rightarrow \mu\mu)$ at 95% confidence level.

The 95% upper limit on the cross-section times the branching ratio versus the mass of torsion field M_{ST} , for

the simplified model based on Einstein-Cartan gravity, is presented in figure 6, with the muonic decay of the A' and coupling constant values of $g_\eta = 0.2$ and $g_D = 1.2$ and dark matter mass $M_\chi = 500$ GeV. The black solid curve represents the simplified model for $M_{A'} = 200$ GeV. Based on figure 6, we exclude the torsion field (ST) production in the mass range between 1375 - 6450 GeV as shown from the expected median.

For the simplified model (based on Einstein-Cartan gravity), the cross-section times the branching ratio limit is presented in figure 7 as a function of the mediator's masses M_{ST} and the masses of the dark neutral gauge boson $M_{A'}$. The region between the respective pair of the expected 95% dotted line is excluded. The results from the inclusive signal regions exclude expected values of up to $1375 < M_{ST} < 6645$ GeV.

VI. SUMMARY

We have proposed a methodology to search for the dark neutral gauge bosons (A') at the LHC, which is produced in association with dark matter (χ) in the framework of $U(1)_D$ simplified model based on the Einstein-Cartan gravity. The presented analysis has been performed using the simulated proton-proton collisions corresponding to the LHC RUN III with 13.6 TeV center of mass energy, for an integrated luminosity of 52 fb^{-1} . Results from the muonic decay mode of A' are discussed, with fixing the

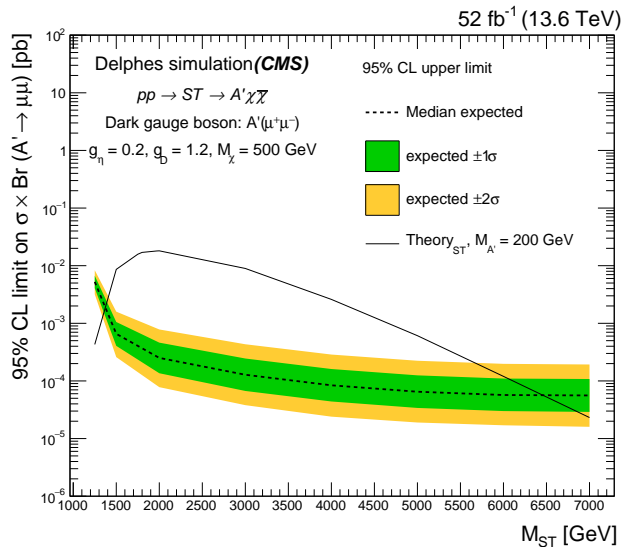


Figure 6 95% CL upper limits on the cross-section times the branching ratio (expected), as a function of the mediator’s mass (M_{ST}) based on Einstein-Cartan model, with the muonic decay of the A' . The black line represents the Einstein-Cartan gravity with $M_{A'} = 200$ GeV.

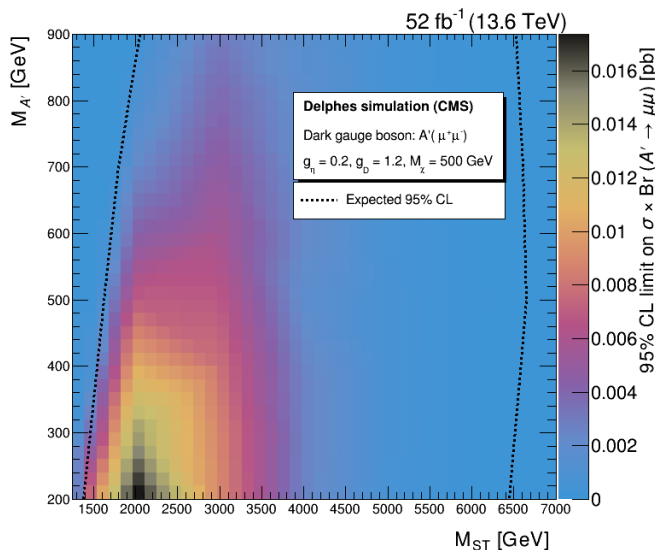


Figure 7 The 95% CL upper limits on the product of the cross-section and branching fraction from the inclusive search, for variations of pairs of the simplified model parameters (M_{ST} and $M_{A'}$). The filled region indicates the upper limit. The dotted black curve indicates the expected exclusions for the nominal A' cross-section.

values of the coupling constants to be $g_D = 1.2$, $g_\eta = 0.2$, and dark matter mass ($M_\chi = 500$ GeV).

The SM background is reduced by 4 orders of magnitude with the use of the analysis tight selection, while this selection has a tiny effect on the chosen model signal benchmark.

We have considered the variations of several parameters of the signal model: the torsion field mass (M_{ST}) and the dark neutral gauge boson mass ($M_{A'}$). In case no new physics has been discovered, the general version of the analysis, which uses only event-level kinematic variables, excludes models with $1375 < M_{ST} < 6645$ GeV at 95% confidence level (CL).

ACKNOWLEDGMENTS

The author of this paper would like to thank Cao H. Nam, the author of [17], for his useful discussions about the theoretical models, and for sharing with us the Universal FeynRules Output (UFO) for the model that was used for the generation of the events.

[1] F. Halzen and A. D. Martin, (1984), “Quarks And Leptons: An Introductory Course In Modern Particle

Physics.” isbn: 0471887412, 9780471887416.

[2] P. Langacker, “The standard model and beyond”, (2010).

- isbn: 9781420079067.
- [3] M. Cvetič and S. Godfrey, “Discovery and identification of extra gauge bosons”, [arXiv:hep-ph/9504216](#).
 - [4] A. Leike, “The Phenomenology of extra neutral gauge bosons”, *Phys. Rep.* 317, 143 (1999) [[arXiv:hep-ph/9805494](#)].
 - [5] M. Cvetič, P. Langacker and B. Kayser, “Determination of g-R / g-L in left-right symmetric models at hadron colliders”, *Phys. Rev. Lett.* 68 (1992) 2871.
 - [6] S. Dimopoulos and H. Georgi, “Softly Broken Supersymmetry And SU(5)”, *Nucl. Phys. B* 193 (1981) 150.
 - [7] L. Randall and R. Sundrum, “A large mass hierarchy from a small extra dimension”, *Phys. Rev. Lett.* 83 (1999) 3370 [[arXiv:hep-ph/9905221](#)].
 - [8] CMS Collaboration, Search for resonant and nonresonant new phenomena in high-mass dilepton final state at $\sqrt{s} = 13$ TeV, *JHEP* 07 (2021) 208 [[arXiv:2103.02708v2](#)] [[hep-ex](#)].
 - [9] ATLAS Collaboration, Search for new non-resonant phenomena in high-mass dilepton final states with the ATLAS detector, *JHEP* 11 (2020) 05.
 - [10] T.W. B. Kibble, Lorentz Invariance and the Gravitational Field. *Journal of Mathematical Physics.* 2 (2): 212–221 (1961).
 - [11] Sciama, D. W., The Physical Structure of General Relativity. *Reviews of Modern Physics.* 36 (1): 463–469 (1964-01-01).
 - [12] Hehl, Friedrich W.; von der Heyde, Paul; Kerlick, G. David; Nester, James M. General relativity with spin and torsion: Foundations and prospects. *Reviews of Modern Physics.* 48 (3): 393–416.
 - [13] D. Tsoubelis, *Phys. Rev. Lett.* 51, 2235 (1983).
 - [14] M. Shaposhnikov, A. Shkerin, I. Timiryasov, and S. Zell,
 - [15] *J. High Energy Phys.* 10 (2020) 177; 08 (2021) 162(E).
 - [16] M. Shaposhnikov, A. Shkerin, I. Timiryasov, and S. Zell, *Phys. Rev. Lett.* 126, 161301 (2021); 127, 169901(E) (2021).
 - [17] Cao H. Nam, Probing dark gauge boson via Einstein-Cartan portal. *Phys. Rev. D* 105, 075015 (2022) [[arXiv:2112.10446](#)] [[hep-ph](#)].
 - [18] Krovi Anirudh, Low Ian and Zhang Yue, Broadening dark matter searches at the LHC: mono-X versus darkonium channels. *JHEP* 10 (2018) 026 [[arXiv:1807.07972](#)] [[hep-ph](#)].
 - [19] CMS Collaboration, Search for new physics in final states with an energetic jet or a hadronically decaying W or Z boson and transverse momentum imbalance at $\sqrt{s} = 13$ TeV, *Phys. Rev. D* 97 (2018) 092005. [[arXiv:1712.02345](#)] [[hep-ex](#)].
 - [20] CMS Collaboration, Search for new physics in the monophoton final state in proton-proton collisions at $\sqrt{s} = 13$ TeV, *JHEP.* 10 (2017) 073, [[arXiv:1706.03794v2](#)] [[hep-ex](#)].
 - [21] CMS Collaboration, Search for dark matter particles produced in association with a Higgs boson in proton-proton collisions at $\sqrt{s} = 13$ TeV, *JHEP* 03 (2020) 025, [[arXiv:1908.01713v2](#)] [[hep-ex](#)].
 - [22] <https://twiki.cern.ch/twiki/bin/view/CMSPublic/LumiPublicResults>.
 - [23] CMS Collaboration, Search for dark matter produced in association with a leptonically decaying Z boson in proton-proton collisions at $\sqrt{s} = 13$ TeV, *Eur. Phys. J. C* 81 (2021) 13 [[arXiv:2008.04735](#)] [[hep-ex](#)].
 - [24] Johan Alwall, Michel Herquet, Fabio Maltoni, Olivier Mattelaer, and Tim Stelzer. *MadGraph 5 : Going Beyond.* *JHEP*, 06:128, 2011.
 - [25] T. Sjöstrand, S. Ask, J.R. Christiansen, R. Corke, N. Desai, P. Ilten, S. Mrenna, S. Prestel, C.O. Rasmussen, P.Z. Skands. An Introduction to PYTHIA 8.2, *Comput. Phys. Commun.* 191 (2015) 159–177, [[arXiv:1410.3012](#)] [[hep-ph](#)].
 - [26] J. de Favereau, C. Delaere, P. Demin, A. Giammanco, V. Lemaitre, A. Mertens, M. Selvaggi, DELPHES 3, A modular framework for fast simulation of a generic collider experiment, *JHEP* 1402 (2014).
 - [27] <https://twiki.cern.ch/twiki/bin/viewauth/CMS/LumiRecommendationsRun3>.
 - [28] A. L. Read, Presentation of search results: the CLs technique, *J. Phys. G: Nucl. Part. Phys.* 28 (2002) 2693, doi:10.1088/0954-3899/28/10/313.
 - [29] T. Junk, Confidence level computation for combining searches with small statistics, *Nuclear Instruments and Methods in Physics Research Section A: Accelerators, Spectrometers, Detectors and Associated Equipment*, Volume 434, Issues 2–3, 1999, Pages 435-443, ISSN 0168-9002, [https://doi.org/10.1016/S0168-9002\(99\)00498-2](https://doi.org/10.1016/S0168-9002(99)00498-2).
 - [30] G. Cowan et al., Asymptotic formulae for likelihood-based tests of new physics, *Eur. Phys. J. C* 71 (2011), p. 1554, doi: 10.1140/epjc/s10052-011-1554-0, [arXiv:1007.1727](#) [[physics.data-an](#)], Erratum: *Eur. Phys. J. C* 73 (2013) 2501.