

EXPLORATION OF TPUS FOR AI APPLICATIONS

Diego Sanmartín Carrión*, Vera Prohaska

IE Robotics & AI Club

IE University, Madrid, Spain

{dsanmartin, vprohaska}.ieu2020@student.ie.edu

Abstract—*Tensor Processing Units (TPUs) are specialized hardware accelerators for deep learning developed by Google. This paper explores the performance of TPU with a focus on AI and its implementation in edge computing. It first provides an overview of TPUs, specifically their design in relation to neural networks, their general architecture, compilation techniques and supporting frameworks. Furthermore, we provide a comparative analysis of Cloud and Edge TPU performance against other counterpart chip architectures. It is then discussed how TPUs can be used to speed up AI workloads. The results show that TPUs can provide significant performance improvements both in cloud and edge computing. Additionally, we address the need for further research for the deployment of more architectures in the Edge TPU, as well as the need for the development of more robust comparisons in edge computing.*

Keywords—TPU, Google, AI Accelerator, Hardware, HPC

I. INTRODUCTION

Google TPUs, or Tensor Processing Units, are specialised hardware accelerators for machine learning (ML) workloads. They were first introduced in 2016 as part of Google's efforts to improve the performance and efficiency of its ML systems [1]. TPUs are designed with a custom architecture that is especially efficient at performing matrix operations and processing large amounts of data. All major Artificial Intelligence (AI) network types strongly rely on matrices for their network computations — whether that be a simple Feed-Forward Network (FFN) or a Deep Neural Network (DNN) [2]. TPUs have proven to accelerate both training and inference of large AI models, which are considered computationally expensive tasks that can become a barrier for low-resource applications. They can also be time-consuming tasks, even on powerful hardware. Recent trends indicate that scale and performance in generative models are highly correlated, pushing models such as Large Language Models (LLMs) to increase in parameter size [3].

TPUs can perform up to 15–30x faster than contemporary GPUs and CPUs, and achieve much higher energy efficiency, with a 30–80 times improvement in Trillion or Tera Operations per Second (TOPS) per Watt measure [4]. In addition to their efficiency, TPUs are also highly scalable. Google introduced Multislice technology, enabling AI supercomputing, by connecting up to tens of thousands of TPU chips on the cloud [5]. In this regard, Google has created large

pods of TPUs that can train extensive ML models in a distributed manner, such as workloads required in Natural Language Processing (NLP) or Computer Vision (CV) [6]. As a reference, Google's Cloud TPU v4 can handle exa floating point operations per second (FLOPS) scale processing [7]. This allows Google to achieve impressive performance gains and has helped the company develop and use some of the world's largest AI models like PaLM [8] 540B or GLaM [9] with 1.2 trillion parameters.

Google has made its TPU hardware and software available to other organisations through its cloud computing platform and external consumers are already taking advantage of the performance gains offered by this hardware accelerator. Midjourney, one of the leading text-to-image AI startups, have been using Cloud TPU v4 with the JAX library to train their state-of-the-art model [10]. Commonly used frameworks for utilizing TPUs include TensorFlow [11], PyTorch [12], and JAX [13].

Additionally, in 2018, Google introduced a series of lighter chips (Edge TPU) available for sale under its subsidiary, the Coral brand. The Micro Edge TPU board, with a size of 64x30mm, is capable of 4 TOPS.

In this paper, we first discuss the TPU architecture, along with how it is optimized for AI applications. We then explore the performance of TPUs in both cloud, and edge-computing in comparison to other chip architectures.

II. TPU ARCHITECTURE AND SYSTEM DESIGN

TPUs were built as an Application-Specific Integrated Circuit (ASIC) for Neural Networks (NNs) due to the fast-growing computational demands of AI applications [14].

A classic NN architecture typically involves three primary operations (Figure 1):

1. Multiplication of inputs by corresponding weights.
2. Summation of these products.
3. Application of an activation function to the resulting sum to shape the output as desired.

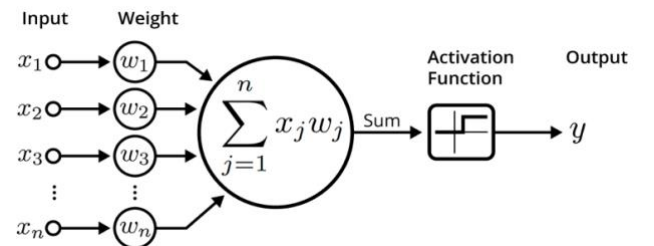


Fig. 1. An illustration of an artificial neuron. [49]

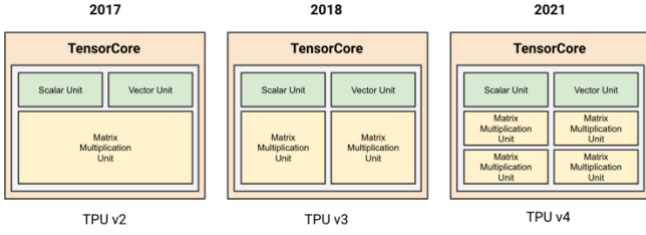


Fig. 2. An illustration of the evolution of the *Tensor Core*. Ranging from 2017 when they introduced the Tensor Core of the TPUv2 with 1 MXU to the TPU v4 *Tensor Core* which has 4 MXUs and was introduced in 2021.

TPUs are designed with a *Tensor Core* composed by specialized hardware components, including Matrix Multiplication Units (MXUs), vector units, and scalar units.

MXUs are optimized for high-speed matrix operations. These matrix operations are fundamental in NNs and often represent the most computationally intensive tasks in many ML algorithms. The MXU consists of 128x128 systolic array of multiply-accumulators, enabling parallelized computations. The MXU delivers the core computational power of the TPU, particularly accelerating the first two primary operations of NNs (matrix multiplication and summation).

Alongside the MXU, the vector unit handles general computations, such as activations and softmax functions, while the scalar unit is responsible for tasks like control flow, memory address calculations, and other maintenance operations [15].

Depending on the specific TPU version, whether it's for Google Cloud or the Edge TPU available for purchase, the specifications and capabilities can vary.

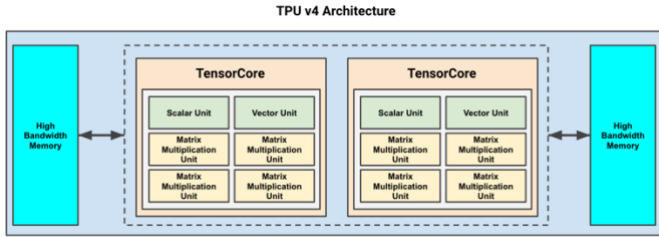


Fig. 3. Diagram illustrating the architecture of a TPU v4 chip. The architecture contains 2 *Tensor Cores* with its corresponding components and a *Virtual Core* that connects these with the High Bandwidth Memory.

A. Datacenter TPUs

TPUs are one of the most powerful and scalable AI hardware accelerators currently available for consumers. The most recent chip, TPUv5e, provides up to 393 int8 (integral number with 8 bytes depth) TOPS. These can be networked over ultra-fast links to create pods that consist of up to 256 TPUv5e chips and can deliver a total of up to 100 int8 PetaOps of compute power [16]. Pods can also be combined using Multislice, a full-stack almost-linear-performant scaling technology, which connects TPU chips within each slice through high-speed Inter-Chip-Interconnect (ICI) [17]. This allows users to scale to tens of thousands of Cloud TPU chips for individual AI workloads.

B. The Edge TPU

It is assumed that it follows the same basic structure of including an adder, mul-add and systolic array component. The activation function is speculated to be stored in the ROM. If we compare Google has so far not revealed the measures in the Edge, but a well-founded estimate is an MXU of 64x64 with a clock of 480 MHz, resulting in 4 TOPS [18]. Moreover, the Edge TPUs are generally very energy efficient, with the Dev Board Micro processing about 3 TOPS per watt. Additionally, it does not have any DDR. The Dev Board Mini and the Dev Board Micro require no cooling, from which we infer that that all the buffering is happening outside the chip.

The Edge TPU series is set of much smaller devices than datacenter TPUs [19]. For this exploration, we chose to focus only on the System on Module (SoM) devices. While specific internal structures of the Edge TPU remain undisclosed, it is reasonable to assume that it retains fundamental components such as the MXU, scalar unit, and a vector unit in the chip.

Moreover, the Edge TPUs are generally very energy efficient, with the Dev Board Micro processing about 3 TOPS per watt, and the Dev Board Mini and the Dev Board processing at 2 TOPS per watt (refer to Figure 4).

Interestingly, both the Dev Board Mini and the Dev Board Micro operate without the necessity for cooling. This operational characteristic suggests that buffering likely transpires external to the chip. Further in our investigation we compare the Dev Board Mini against other chip architectures. It is also worth mentioning the Dev Board Mini integrates a VPU as well as a GPU. [20]

Device	TOPS	TOPS per Watt	Size (mm)	On-chip Processors	SDRAM	DDR
Dev Board	4	2	85 x 56	GPU, VPU, Arm Cortex-A53, Arm Cortex M4	1 or 4 GB LPDDR4 SDRAM	1600 MHz maximum DDR clock
Dev Board Mini	4	2	64 x 48	GPU, VPU, Arm Cortex-A35	2 GB LPDDR3 SDRAM	1600 MHz maximum DDR clock
Dev Board Micro	4	2	65 x 30	ARM Cortex-M7 and M4	64 MB SDRAM	nA

Table 1. High-Level SoM Comparison of the 3 coral dev boards.

III. FRAMEWORKS & COMPILATION FOR TPUS

There are three main frameworks that have been adopted to take advantage of the computational efficiency offered by TPU accelerators: TensorFlow [11], PyTorch [12], and JAX [13]. In the context of this study, our primary emphasis is directed towards the JAX library, due to the fact that it was designed for XLA compilation and its flexibility for the personalization of AI models.

A. The XLA Compiler

Code that runs on TPUs must be compiled by the accelerator linear algebra (XLA) compiler. XLA is a domain-specific just-

in-time (jit) compiler for linear algebra that takes a graph emitted by an ML framework and compiles its operations into executable binaries [21].

Application of XLA results in improvements of both speed and memory usage. For example, BERT was trained on 8 V100 GPUs using XLA, achieving numbers that approximate a 7x performance in throughput (sequence per second) and a 5x efficiency in batch size [22]. The reduction in memory usage by XLA enables additional capacity for the implementation of other advanced optimization methodologies, such as gradient accumulation.

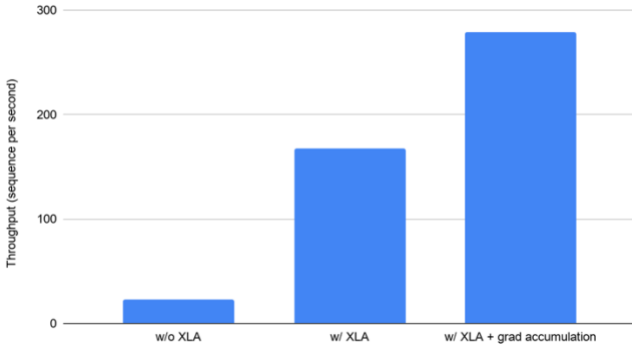


Fig. 4. Comparison of training throughput performance on the BERT model using 8 V100 GPUs without (w/o) XLA, with (w/) XLA, and w/ XLA + grad accumulation. [22]

B. The JAX Library

JAX gives broader flexibility in the development and optimization of AI models since it is a library that was brought together for high-performance ML research [23]. Training a model on GPU/TPU using JAX often provides faster performance and can be cheaper than using PyTorch/XLA on GPU/TPU [24].

It is based on NumPy and takes advantage of XLA to compile and accelerate computations. This is done automatically but can also be defined manually for single Python functions using the `@jit` API decorator. JAX can also automatically differentiate native Python and NumPy functions, which allows for efficient computation of gradients for ML algorithms. It can differentiate between loops, branches, recursion, and closures, as well as advanced derivations of gradients. It supports reverse-mode differentiation (a.k.a. backpropagation) via `@grad` API function as well as forward-mode differentiation, and the two can be composed arbitrarily in any order [23].

JAX also has integrations with popular ML libraries such as TensorFlow and PyTorch. In addition, one of the most popular things about JAX is that it is well documented and supported by a large community of researchers.

IV. EXPLORATION OF TPUS

This section explores a practical experimentation of TPUs to measure its performance in doing inference and training of AI models. Part A summarizes the main differences between the

most common chip architectures (CPU, GPU) and the TPU. This serves as an introduction for the subsequent sections which compare the performance of AI workloads in TPUs against CPUs and GPUs.

In Part B, the study explores datacenter TPUs by examining their performance gains in the training of large-scale models. The experimentation is conducted using Google Colab [50], which allows for selection of custom runtimes from Google Cloud to accelerate model training.

In Part C, attention shifts to the inference capabilities of the Edge TPU, which holds significant value in the context of Internet of Things (IoT). The exploration revolves around how Edge TPUs can be leveraged to apply large AI models in IoT environments. With their high processing power and energy efficiency, Edge TPUs enable the deployment of complex AI algorithms in IoT devices, eliminating the need for cloud-based processing.

A. Comparison OF TPUs, GPUs and CPUs

The most common chip architectures include Central Processing Units (CPUs) and Graphics Processing Units (GPUs). In terms of performance, CPUs and GPUs have different strengths and weaknesses. CPUs are typically better at handling multiple tasks simultaneously. This makes them well-suited to addressing the diverse workloads of a general-purpose computer. On the other hand, GPUs are designed to perform a large number of similar calculations simultaneously, making them ideal for highly parallelizable tasks such as rendering graphics or training model architectures that can be trained in parallel [24]. Unlike CPU, which are general-purpose processors, and GPUs, which were designed to process graphics, TPUs are tailored to the needs of AI algorithms since they leverage matrices as their primary computation instead of only a vector or scalar.

B. Exploration of Datacenter TPU

The model chosen for the exploration is a Transformer-based Language Model pre-trained with the supervision of the smallest version of Generative Pre-trained Transformer 2 (GPT-2) [25]. The model used in the experimentation was developed by Hugging Face to be a faster, lighter version of GPT-2 from OpenAI and has 82 million parameters. [26]

For the training, we tokenize and process a dataset to have 17632 training samples. We then split these samples into batches to end up with a training dataset of 1102 batches with 16 samples of data.

To test the CPU, we utilized an GCP Intel VM instance with 8vCPUs + 52 GB of memory (n1-highmem-8) and 200GB of SSD. This configuration took 37.07 seconds per iteration which results in 11 hours per training epoch. If we were to do 10 epochs of training, the training time would be at 110 hours or 4 days and 12 hours.

To test the GPU, we attach 1 NVIDIA T4 GPU to the previous CPU setup. We could already see improvements with this accelerator reducing training to 1.95 seconds per iteration. This would take it 36 minutes per epoch and a total of 6 hours for 10 epochs. These results show that the GPU is 18x faster than the CPU.

To test the TPU, we ran the model training on a TPUv2-8 which provides 8 TPU cores (4 dual-core TPU chips) that allowed us to split the batches of 16 between the 8 cores. Creating batches of 128 samples reduced the total number of batches to be process by each core by $1/8^{\text{th}}$. The performance gains of this implementation were significant, taking only 0.68 seconds per iteration, 1 minute and 33 seconds per epoch and a total training time of 13 minutes for the 10 epochs. These results indicate that a TPUv2-8 VM yields 27x improvement in training over the GPU, from 4 days and 12 hours when employing on a 8vCPU or 6 hours with a T4 GPU to 13 minutes with a Colab TPUv2-8 VM.

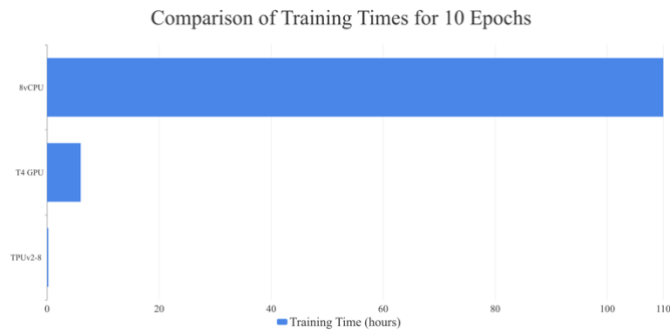


Fig. 5. Comparison of training times for 10 epochs between Intel 8vCPU, Nvidia GPU T4, and the TPUv2-8.

C. Exploration of Edge TPU

In this section we focus on exploring the inference capabilities of smaller SoM devices, specifically the NVIDIA Jetson Nano, RaspberryPi3, and the Dev Board Mini TPU. Running AI models directly on IoT devices, minimizes cloud dependency, and makes AI more accessible in our everyday lives.

Several models have already been successfully deployed on Edge TPUs. We provide an overview of past implementations of Edge TPUs by splitting the workload tasks as according to Hugging Face [27]. Within the general task of computer vision, previous research proves superior performance with the implementation of TPUs in running inference on Multiview CNNs[28] combining edge devices (RaspberryPi3 and Edge TPU) for increased FPS [29], training of Siamese Networks [30]. Most projects thus far have focused on computer vision, such as for example GANS [31], as well as pose estimation [32] and semantic segmentation [33,34].

In terms of natural language processing, authors in [35] have managed to deconstruct the encoder Transformer [36] architecture in order to run BERT [37] on an Edge TPU

Even with a variety of recent findings in regard to optimizing the inference time [38, 39] the computational overhead and memory requirements of DNNs can be prohibitively high for edge devices. Thus, in order to leverage models on the Edge TPU, several requirements must be met. For one, tensor parameters must be quantized into 8-bit fixed-point numbers, specifically into int8 or uint8 formats. Additionally,

both tensor sizes and model parameters, including bias tensors, must remain constant during compile-time [40]. Furthermore, tensors must be 3-dimensional at most. For tensors exceeding three dimensions, only the innermost three can have a size larger than one. It is also crucial that the model exclusively employs operations compatible with the Edge TPU (see Annex).

Thus, the development of AI models for the Edge TPU, follows a systematic workflow. It starts by ensuring the model aligns with all the supported operations and confirming the constancy of tensor sizes. Finally, the quantized 8-bit model is compiled explicitly for the Edge TPU on a Debian OS, or a Google Colab Notebook for developers who have a different OS [41].

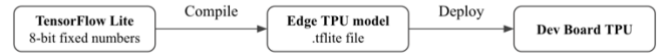


Fig. 6. Workflow to compile existing quantized tflite models into Edge TPU executable.

When comparing the devices for speed of inference, we chose to analyze the classification of a 224x224 image using MobileNetV2 [42] , provided by the pycoral library [43].

Device	Time [s]	Inference FPS
NVIDIA Jetson Nano (128 CUDA)	20.52	12.18
NVIDIA Jetson Nano (tflite)	23.02	10.86
Raspberry Pi 3 B+	59.05	4.23
Dev Board Mini Coral TPU	3.25	76.92

Table 2. Performance of the 3 SoM devices running inference of MobileNetV2 tflite model trained for image sizes of 224x224.

We conducted inference on a single image 250 times using MobileNetV2. In order to account for the initialization of the model, and image loading into cache memory, we execute a single prediction first, let the script wait 1 second, and then implement a loop of 250 inference calls of the same image. By measuring the overall duration, we determined the Inference FPS, calculating it as the ratio of processed images to the total inference time.

To provide a fair comparison, we also include the results of the NVIDIA Jetson Nano running the same model using CUDA which is optimized for the NVIDIA GPU. Best results from the Edge TPU and the Jetson indicate a 6x increase in performance when running inference on the TPU, and 18x improvement against the RaspberryPi3 when running inference on MobileNetV2. These results provide an insight into the importance of utilizing TPUs for AI applications in IoT devices.

V. LIMITATIONS AND FUTURE WORK

During the comparison of datacenter machines, due to the limited resource availability of the free tier for Google Colab's TPUs, the exploration of the TPU may not be leveraging its full potential. Executing this on our own dedicated TPU VM would allow to find more accurate results.

When comparing edge devices, few benchmarks exist for the direct comparison of device performance. Although some proposals have been made [44], there is little guidance on how to ensure reproducible results for running AI models on edge devices. Additionally, the EDLAB benchmark does not include support for devices such as Smartphones and RaspberryPIs [45]. For example, even running the same model on a GPU vs a TPU can vary, since the TPU requires an 8bit-quantized model, whereas a Jetson Nano can handle larger models. This can also lead to worse accuracy yielded by TPUs. This can usually be mitigated by leaving sensitive layers unquantized [46] but not in the case of TPUs.

A further limitation is the limited number of operations being supported by the Edge TPU lead many users to prefer the use of Edge GPUs, due to the large community support in running models in the GPU.

In addition to the CPU, GPU and TPU, there are other system-on-chip (SoC) AI accelerator hardware that are pushing the boundaries of ML acceleration. Thus, further investigations could also include the comparison of TPUs against other ML-specific chip architectures. For example VPU, Neural Engine [47], and IBM's AIU [48] are not considered in this exploration, but would be valid candidates for future comparisons.

VI. CONCLUSION

In summary, results indicate that the utilization of TPUs in both large datacenter workloads and edge devices can significantly reduce the training and inference times of deep learning models. Their specialized hardware design, tailored for the matrix operations common in neural networks, enables TPUs to achieve accelerated computation speeds and improved power efficiency. We leave for future work to investigate further AI architectures and scaling capabilities of TPUs, both in cloud as well as edge computing for the training and inference of AI models.

REFERENCES

1. Google, "An in-depth look at Google's first tensor processing unit (TPU)," <https://cloud.google.com/blog/products/ai-machine-learning/an-in-depth-look-at-googles-first-tensor-processing-unit-tpu>, [Retrieved: September 14, 2023].
2. Sze et al, "Efficient processing of Deep Neural Networks: A tutorial and survey," 2023, <https://arxiv.org/pdf/1703.09039.pdf>, [Retrieved: September 14, 2023].
3. OpenAI, "GPT-4 technical report," 2023, <https://arxiv.org/abs/2303.08774>, [Retrieved: September 14, 2023].
4. N. Jouppi, "Quantifying the performance of the TPU, our first machine learning chip," 2017, <https://cloud.google.com/blog/products/gcp/quantifying-the-performance-of-the-tpu-our-first-machine-learning-chip>, [Retrieved: April 5, 2017].
5. N. M. Johnson & A. Gavrilescu, "Using Cloud TPU Multislice to scale AI workloads," 2023, <https://cloud.google.com/blog/products/compute/using-cloud-tpu-multislice-to-scale-ai-workloads>, [Retrieved: August 31, 2023].
6. OpenMetal IaaS, "TPU vs GPU: Pros and Cons," 2022, <https://openmetal.io/docs/product-guides/private-cloud/tpu-vs-gpu-pros-and-cons>, [Retrieved: March 14, 2022].
7. Google Cloud, "Cloud Tensor Processing Units (TPUs)," <https://cloud.google.com/tpu/docs/tpus>, [Retrieved: September 14, 2023].
8. A. Chowdhery et al., "PaLM: Scaling Language Modeling with Pathways," 2022, <https://arxiv.org/pdf/2204.02311.pdf>, [Retrieved: September 14, 2023].
9. "Glam: Efficient scaling of language models with mixture-of-experts," 2023, <https://arxiv.org/pdf/2112.06905.pdf>, [Retrieved: September 14, 2023].
10. Google Cloud, "Cloud Tensor Processing Units (TPUs)," <https://cloud.google.com/tpu/docs/tpus>, [Retrieved: September 14, 2023].
11. TensorFlow, "TensorFlow," n.d., <https://www.tensorflow.org/>, [Retrieved: September 14, 2023].
12. PyTorch, "PyTorch," n.d.-b, <https://pytorch.org/>, [Retrieved: September 14, 2023].
13. Google Github, "GitHub - google/jax: Composable transformations of Python+NumPy programs: differentiate, vectorize, JIT to GPU/TPU, and more," n.d., <https://github.com/google/jax>, [Retrieved: September 14, 2023].
14. Github, Pytorch/XLA "GitHub - pytorch/xla: Enabling PyTorch on Google TPU," n.d., <https://github.com/pytorch/xla>, [Retrieved: September 14, 2023].
15. T. Wang and A. Selvan, "Google wins MLPerf benchmarks with TPU v4," 2021, July 1, <https://cloud.google.com/blog/products/ai-machine-learning/google-wins-mlperf-benchmarks-with-tpu-v4>, [Retrieved: September 14, 2023].
16. A. Spiridonov and G. Ji, "How Cloud TPU v5e accelerates large-scale AI inference," 2023, August 31, <https://cloud.google.com/blog/products/compute/how-cloud-tpu-v5e-accelerates-large-scale-ai-inference>, [Retrieved: September 14, 2023].
17. Google Cloud, "Cloud TPU Multislice Overview [Public Preview]," n.d., <https://cloud.google.com/tpu/docs/multislice-introduction>, [Retrieved: September 14, 2023].
18. R. Politek, "Google Coral Edge TPU explained in depth," 2022, December 5, <https://qengineering.eu/google-corals-tpu-explained.html>, [Retrieved: September 14, 2023].
19. Coral, "Products | Coral," n.d., <https://coral.ai/products>, [Retrieved: September 14, 2023].
20. Coral, "Dev Board Mini datasheet | Coral," n.d., <https://coral.ai/docs/dev-board-mini/datasheet/>, [Retrieved: September 14, 2023].
21. Google Cloud, "Introduction to Cloud TPU," n.d., <https://cloud.google.com/tpu/docs/intro-to-tpu>, [Retrieved: September 14, 2023].
22. TensorFlow, "TensorFlow 2 MLPerf submissions demonstrate best-in-class performance on Google Cloud," n.d., <https://blog.tensorflow.org/2020/07/tensorflow-2-mlperf-submissions.html>, [Retrieved: September 14, 2023].
23. Github Google/Jax, "GitHub - google/jax: Composable transformations of Python+NumPy programs: differentiate, vectorize, JIT to GPU/TPU, and more," n.d., <https://github.com/google/jax#compilation-with-jit>, [Retrieved: September 14, 2023].

24. N. Jouppi and D. Patterson, "TPU v4 enables performance, energy and CO2e efficiency gains," April 5, 2023, <https://cloud.google.com/blog/topics/systems/tpu-v4-enables-performance-energy-and-co2e-efficiency-gains>, [Retrieved: September 14, 2023].
25. V. Sanh et al., "DistilBERT, a Distilled Version of BERT: Smaller, Faster, Cheaper and Lighter," March 1, 2020, [URL not specified], [Retrieved: September 14, 2023].
26. Hugging Face, "distilgpt2," n.d., <https://huggingface.co/distilgpt2>, [Retrieved: September 14, 2023].
27. Hugging Face, "Models," n.d., <https://huggingface.co/models>, [Retrieved: September 14, 2023].
28. Wisulschew et al., "Artificial Vision on edge IOT devices: A practical case for 3D ...," https://oa.upm.es/64950/1/INVE_MEM_2019_322591.pdf, [Retrieved: September 14, 2023].
29. Jainuddin et al., "Performance analysis of deep neural networks for object classification with Edge TPU," https://www.researchgate.net/publication/346864120_Performance_Analysis_of_Deep_Neural_Networks_for_Object_Classification_with_Edge_TPU, [Retrieved: September 14, 2023].
30. Lungu et al., "Siamese networks for few-shot learning on edge embedded devices," <https://ieeexplore.ieee.org/document/9235455>, [Retrieved: September 14, 2023].
31. V. Abeykoon et al., "Scientific Image Restoration Anywhere," 2023, <https://arxiv.org/abs/1911.05878>, [Retrieved: Sep. 15, 2023].
32. D. Lotti et al., "Deep learning for real time satellite pose estimation on low power Edge TPU," 2023, <https://arxiv.org/abs/2204.03296>, [Retrieved: Sep. 15, 2023].
33. Coral, "Models - Semantic segmentation," n.d., <https://coral.ai/models/semantic-segmentation/>, [Retrieved: Sep. 15, 2023].
34. J. Civit-Masot et al., "A study on the use of Edge TPUs for eye fundus image segmentation," 2023, <https://arxiv.org/abs/2207.12770>, [Retrieved: Sep. 15, 2023].
35. M. Reidy et al., "Work in progress: Real-time transformer inference on Edge Ai Accelerators," 2023 IEEE 29th Real-Time and Embedded Technology and Applications Symposium (RTAS), 2023, <https://doi.org/10.1109/rtas58335.2023.00036>, [Retrieved: Sep. 15, 2023].
36. Vaswani et al., "Attention is all you need," 2023, <https://arxiv.org/abs/1706.03762>, [Retrieved: Sep. 15, 2023].
37. J. Devlin et al., "Bert: Pre-training of deep bidirectional Transformers for language understanding," 2023, <https://arxiv.org/abs/1810.04805>, [Retrieved: Sep. 15, 2023].
38. Kwon et al., "Efficient memory management for large language model," 2023, <https://arxiv.org/pdf/2309.06180>, [Retrieved: Sep. 14, 2023].
39. Cheng et al., "Survey of model compression and acceleration for Deep Neural Networks," 2023, <https://arxiv.org/pdf/1710.09282.pdf>, [Retrieved: Sep. 14, 2023].
40. Coral, "Tensorflow models on the Edge TPU," n.d., https://coral.ai/docs/Edge_TPU/models-intro/#model-requirements, [Retrieved: Sep. 15, 2023].
41. M. Sandler, A. Howard, M. Zhu, A. Zhmoginov, and L.-C. Chen, "MobileNetV2: Inverted residuals and linear bottlenecks," 2019, <https://arxiv.org/abs/1801.04381>, [Retrieved: Sep. 15, 2023].
42. GitHub, Googl-Pycoral/Pycoral "pycoral," https://github.com/googlecoral/pycoral/blob/master/examples/classify_image.py.
43. Kang et al., "Benchmarking modern edge devices for AI applications," n.d., https://www.jstage.jst.go.jp/article/transinf/E104.D/3/E104.D_2020E DP7160/_pdf, [Retrieved: September 14, 2023].
44. Github, HPInc/EDLAB ,” <https://github.com/HPInc/EDLAB>, [Retrieved: September 14, 2023].
45. H. Wu, P. Judd, X. Zhang, M. Isaev, and P. Micikevicius, "Integer quantization for deep learning inference: Principles and empirical evaluation," 2020, <https://arxiv.org/abs/2004.09602>, [Retrieved: September 14, 2023].
46. Apple Machine Learning Research, "Deploying transformers on the Apple Neural Engine," <https://machinelearning.apple.com/research/neural-engine-transformers>, [Retrieved: September 14, 2023].
47. L. Chang, "IBM's new AIU Artificial Intelligence Chip," 2023, <https://research.ibm.com/blog/ibm-artificial-intelligence-unit-aiu>, [Retrieved: September 14, 2023].
48. Saxena, Becoming Human, Artificial Neuron Networks(Basics) | Introduction to Neural Networks, <https://becominghuman.ai/artificial-neuron-networks-basics-introduction-to-neural-networks-3082f1dcca8c> [Retrieved: September 14, 2023].
49. Google, Google Colab, <https://colab.google/>, [Retrieved: September 14, 2023].

ANNEX

List of supported operations by the Edge TPUs:

Add	Mul	Rsqrt
Average Pool2d	Pack	Slice
Concatenation	Pad	Softmax
Conv2d	PReLU	Space To Depth
Depthwise Conv2d	Quantize	Split
Expand Dims	ReduceMax	Squeeze
Fully Connected	ReduceMin	Strided Slice
L2 Normalization	ReLU	Sub
Logistic	ReLU6	Sum
LSTM	ReLU6To1	Squared-difference
Maximum	Reshape	Tanh
MaxPool2d	Resize Bilinear	Transpose
Mean	Resize	Transpose Conv
Minimum	Nearest Neighbor	

For more information visit https://coral.ai/docs/Edge_TPU/models-intro/#supported-operations