

FedDCSR: Federated Cross-domain Sequential Recommendation via Disentangled Representation Learning

Hongyu Zhang* Dongyi Zheng† Xu Yang* Jiyuan Feng* Qing Liao*‡

Abstract

Cross-domain Sequential Recommendation (CSR) which leverages user sequence data from multiple domains has received extensive attention in recent years. However, the existing CSR methods require sharing origin user data across domains, which violates the General Data Protection Regulation (GDPR). Thus, it is necessary to combine federated learning (FL) and CSR to fully utilize knowledge from different domains while preserving data privacy. Nonetheless, the sequence feature heterogeneity across different domains significantly impacts the overall performance of FL. In this paper, we propose **FedDCSR**, a novel federated cross-domain sequential recommendation framework via disentangled representation learning. Specifically, to address the sequence feature heterogeneity across domains, we introduce an approach called inter-intra domain sequence representation disentanglement (SRD) to disentangle the user sequence features into domain-shared and domain-exclusive features. In addition, we design an intra domain contrastive infomax (CIM) strategy to learn richer domain-exclusive features of users by performing data augmentation on user sequences. Extensive experiments on three real-world scenarios demonstrate that FedDCSR achieves significant improvements over existing baselines¹.

Keywords: federated learning; recommendation system; sequential recommendation; cross-domain recommendation; disentangled representation learning.

1 Introduction

In recent years, cross-domain sequential recommendation (CSR) has found wide applications in various scenarios such as e-commerce, social media, and video-sharing platforms. By leveraging user sequence data from multiple domains, CSR can significantly promote the next-item recommendation performance for users.

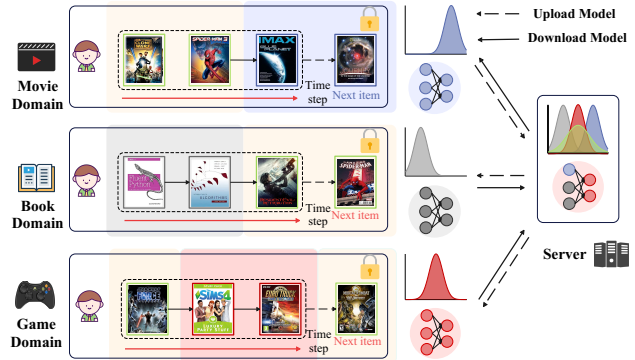


Figure 1: Sequence feature heterogeneity across domains in the federated CSR scenario.

CSR is based on the assumption that users may have similar preferences in different domains, such as watching a certain type of movie or reading a certain type of book. There have been many works around cross-domain sequential recommendation. The pioneer work, π -net [1], generates domain representations by modeling domain sequences and utilizes a gating mechanism to facilitate knowledge transfer between domains. Based on this, MIFN [2] introduces knowledge graphs to establish connections between items from different domains. C²DSR [3] propose a contrastive cross-domain infomax objective to improve the correlation between single-domain and cross-domain user representations.

However, cross-domain sequential recommendation requires sharing origin data between domains, which violates the General Data Protection Regulation (GDPR). Federated cross-domain sequential recommendation (FedCSR) allows different domains to train better-performing CSR models collaboratively without sharing origin user data, which can effectively solve privacy issues in cross-domain sequential recommendation. Nonetheless, in real-world applications, federated cross-domain sequential recommendation encounters the challenge of sequence feature heterogeneity across domains, that is, user sequences in different domains contain domain-exclusive interaction information. This challenge makes it impractical to directly apply classical

*Harbin Institute of Technology (Shenzhen), Shenzhen, China. orion-orion@stu.hit.edu.cn, xuyang97@stu.hit.edu.cn, fengjy@stu.hit.edu.cn, liaoqing@hit.edu.cn.

†Sun Yat-sen University, Guangzhou, China. zhengdy23@mail2.sysu.edu.cn.

‡Corresponding author.

¹Code is available at <https://github.com/orion-orion/FedDCSR>

federated learning methods such as FedAvg [4] in FedCSR scenarios. Figure 1 gives a toy example of the sequence feature heterogeneity across different domains. As shown in Figure 1, a user watches action movies and documentary movies in the Movie domain, reads professional books and action books in the Book domain, and plays action games and simulation games in the Game domain. As mentioned above, documentary movies in the Movie domain, professional books in the Book domain, and simulation games in the Game domain, can all be regarded as domain-exclusive interaction information. Therefore, due to the presence of sequence feature heterogeneity, we can only obtain suboptimal results if all domains share the same model.

To address the challenge above, we propose a novel federated cross-domain sequential recommendation framework via disentangled representation learning (FedDCSR for short). Inspired by the disentangled representation learning [5, 6], FedDCSR splits the local model into a local branch and a global branch, which are responsible for extracting domain-shared and domain-exclusive sequence representations separately, thereby achieving the purpose of disentangling the user sequence features. During the training stage, all clients upload only the model parameters of the global branch to the server, while keeping the model parameters of the local branch locally. We conduct the evaluation on Amazon datasets under FL setting. The experimental results show that our FedDCSR can improve the performance of recommendations in three different CSR scenarios.

To summarize, our contributions are as follows:

- We propose a novel federated cross-domain sequential framework FedDCSR, which allows different domains to collaboratively train better performing CSR models, while effectively preserving data privacy.
- We introduce SRD, an inter-intra domain sequence representation disentanglement method, which disentangles the user sequence features into domain-shared and domain-exclusive features to solve the sequence feature heterogeneity problem across domains.
- We design an intra domain contrastive infomax strategy CIM, to learn richer domain-exclusive sequence features of users by performing data augmentation on user sequences.

2 Related Work.

Sequential Recommendation Early sequential recommendation methods often use recurrent neural networks (RNNs) to predict the next item that a user will

interact with, based on his/her historical interactions [7]. SASRec [8] first uses the self-attention network to model user sequences. VSAN [9] introduces variational inference into self-attention networks for sequential recommendation, which can capture the uncertainty and dynamics of user preferences. ContrastVAE [10] proposes to use contrastive learning to solve the posterior collapse problem in VAE. CL4SRec [11] and DuoRec [12] introduce the contrastive learning framework to extract self-supervised signals from user sequences and utilize them to improve the self-attention model.

Cross-domain Sequential recommendation As a pioneer work, π -net [1] generates domain representations by modeling sequences in each domain, and utilizes a gating mechanism to enhance the domain knowledge transfer. Based on this, MIFN [2] further introduces knowledge graphs to build bridges between different domains. C²DSR [3] proposes a contrastive infomax objective for modeling the relationship between domains.

Federated Cross-domain Recommendation FedCT [13] employs variational autoencoders to generate shared encoding latent vectors across domains. FedCDR [14] sets up the user personalization model on the client side, only uploads the item and transfer model parameters to the server during aggregation, and leaves the user personalization model on the client side. FedCTR [15] is built on local differential privacy technology and aims to train a CTR prediction model across multiple platforms under privacy protection.

Although there are many studies for federated cross-domain recommendations, none of them have considered the sequential data and addressed the sequence feature heterogeneity problem across domains.

3 Methodology.

3.1 Problem Definition. Assume there are K local clients and a central server. The k -th client maintains its own user sequence dataset denoted as $\mathcal{D}_k = \{\mathbf{S}_k^{(u)}\}_{u \in \mathcal{U}_k}$, which forms a distinct domain, where \mathcal{U}_k is the user set in client k and $\mathbf{S}_k^{(u)}$ is the user sequence for a certain user u . The sequence $\mathbf{S}_k^{(u)} = (s_1, s_2, \dots, s_T)$ contains the interactions between user u and items within the past T time steps.

For client k , we disentangle the user sequence feature into domain-shared representation \mathbf{Z}_k^s and domain-exclusive representation \mathbf{Z}_k^e . After the local model update is completed, the central server aggregates $\{\mathbf{Z}_k^s\}_{k=1}^K$ to obtain the global representation \mathbf{Z}^s used in the next training round. The local augmented user representation is denoted as $\widetilde{\mathbf{Z}}_k^e$. Each client’s local model is split into a global branch including a domain-shared encoder (parameterized by ϕ_k^s), and a local branch in-

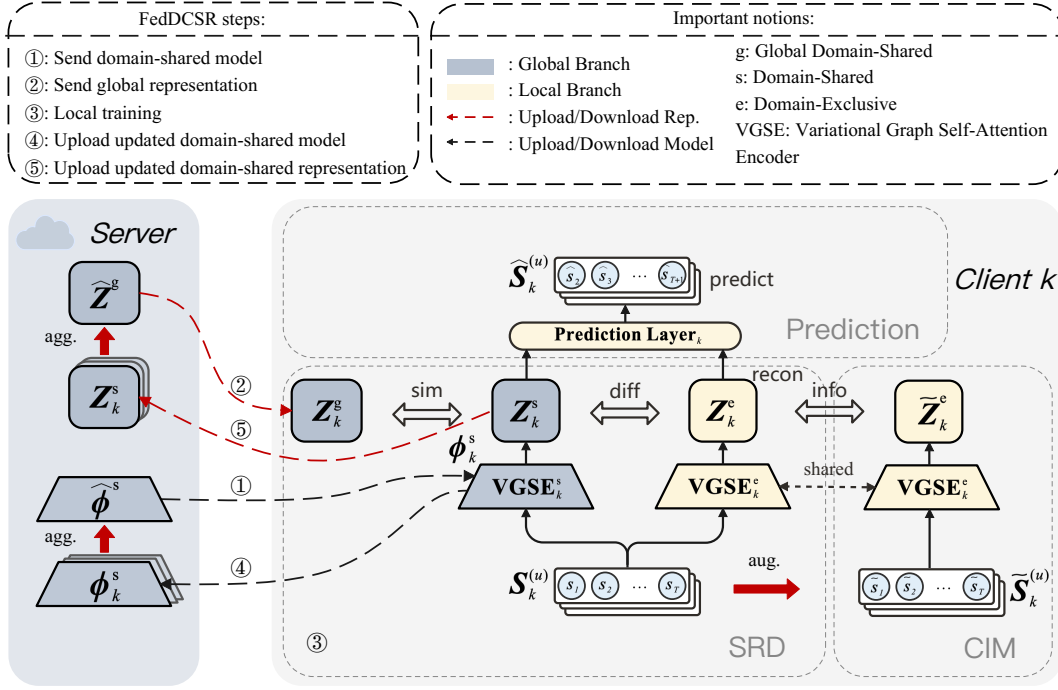


Figure 2: An overview of FedDCSR.

cluding a domain-exclusive encoder (parameterized by ϕ_k^e) and a prediction layer (parameterized by θ_k). After each round of training is completed, the server aggregates $\{\phi_k^s\}_{k=1}^K$ to get ϕ^g which will be shared among clients in the next training round.

3.2 Overview of FedDCSR. As shown in Figure2, our proposed FedDCSR adopts client-server federated learning architecture. The model of each client is split into a local branch (in yellow) and a global branch (in purple). Only domain-shared representations and model parameters are aggregated in each training round. During the test stage, domain-shared and domain-exclusive representations are jointly employed for local prediction.

3.3 Variational Graph Self-Attention Encoder (VGSE). In this section, we introduce our proposed VGSE, which is used to model the representation distribution of local user sequences, taking into account the relationships between items.

Assume that user sequences in the local dataset $\mathcal{D}_k = \{\mathbf{S}_k^{(u)}\}_{u \in \mathcal{U}_k}$ are doriginn from the following distribution:

$$(3.1) \quad p_{\theta_k}(\mathbf{S}_k) = \int p_{\theta_k}(\mathbf{S}_k | \mathbf{Z}_k^s, \mathbf{Z}_k^e) p(\mathbf{Z}_k^s) p(\mathbf{Z}_k^e) d\mathbf{Z}_k^s d\mathbf{Z}_k^e,$$

where we assume the prior distributions $p(\mathbf{Z}_k^s)$, $p(\mathbf{Z}_k^e)$ following normal Gaussian distribution $\mathcal{N}(\mathbf{0}, \mathbf{I})$, and the conditional distribution of \mathbf{S}_k is defined as follows:

$$(3.2) \quad \begin{aligned} p_{\theta_k}(\mathbf{S}_k | \mathbf{Z}_k^s, \mathbf{Z}_k^e) &= \prod_{t=2}^T p_{\theta_k}(s_t | s_1, \dots, s_{t-1}, \mathbf{Z}_k^s, \mathbf{Z}_k^e) \\ &= \prod_{t=2}^T p_{\theta_k}(s_t | \mathbf{z}_k^{s,1}, \dots, \mathbf{z}_k^{s,t-1}, \mathbf{z}_k^{e,1}, \dots, \mathbf{z}_k^{e,t-1}), \end{aligned}$$

where $\mathbf{Z}_k^s, \mathbf{Z}_k^e \in \mathbb{R}^{T \times d}$, and $\mathbf{z}_k^{s,t}, \mathbf{z}_k^{e,t} \in \mathbb{R}^d, t = [1, 2, \dots, T]$ denote the representation of the user sequence at the t -th time step.

Because the integral of the marginal likelihood in (3.1) is intractable and the true posterior $p_{\theta_k}(\mathbf{Z}_k^s, \mathbf{Z}_k^e | \mathbf{S}_k)$ is intractable as well, we use the approximated posterior $q_{\phi_k}(\mathbf{Z}_k^s, \mathbf{Z}_k^e | \mathbf{S}_k)$, which is coefficientized according to the probabilistic graphical model in Figure4 as follows:

$$(3.3) \quad q_{\phi_k}(\mathbf{Z}_k^s, \mathbf{Z}_k^e | \mathbf{S}_k) = q_{\phi_k^s}(\mathbf{Z}_k^s | \mathbf{S}_k) q_{\phi_k^e}(\mathbf{Z}_k^e | \mathbf{S}_k),$$

where $q_{\phi_k^s}(\mathbf{Z}_k^s | \mathbf{S}_k)$ and $q_{\phi_k^e}(\mathbf{Z}_k^e | \mathbf{S}_k)$ are domain-shared and domain-exclusive VGSE respectively.

Next, we will illustrate how VGSE is designed. As shown in Figure 3, we first process the item relationship matrix \mathbf{A}_k through two GNNs to obtain the domain-shared and domain-exclusive embeddings of items. The update formula of the l -th GNN layer (totally L layer)

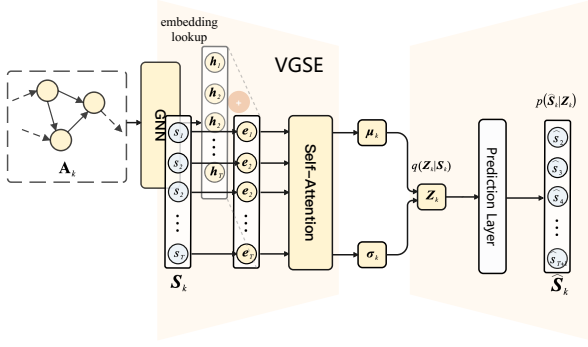


Figure 3: The architecture of the variational graph self-attention encoder.

is defined as follows:

$$(3.4) \quad \mathbf{H}_k^{s,l} = \text{Norm}(\mathbf{A}_k) \mathbf{H}_k^{s,l-1}, \quad \mathbf{H}_k^{e,l} = \text{Norm}(\mathbf{A}_k) \mathbf{H}_k^{e,l-1},$$

where $l = 1, 2, \dots, L$. Let $\mathbf{H}_k^s, \mathbf{H}_k^e$ denote the average embeddings of the items obtained in all layers of GNN. Then for input sequence \mathbf{S}_k , we obtain its corresponding domain-shared and domain-exclusive relationship embeddings $\mathbf{H}_{k,s_k}^s, \mathbf{H}_{k,s_k}^e$ through the EmbeddingLookup operation. Let $\mathbf{E}_k^s, \mathbf{E}_k^e$ denote the sequential embeddings of the sequence, and $\mathbf{P}_k^s, \mathbf{P}_k^e$ denote the positional embeddings of the sequence. Then we add up $\mathbf{H}_{k,s_k}, \mathbf{P}_k, \mathbf{E}_k$ and $\mathbf{H}_{k,s_k}, \mathbf{P}_k, \mathbf{E}_k$ separately, then feed these sums into self-attention networks to get μ_k^s, σ_k^s and μ_k^e, σ_k^e :

$$(3.5) \quad \begin{aligned} \mu_k^s, \sigma_k^s &= \text{Self-Attention}_k^s(\mathbf{E}_k^s + \mathbf{P}_k^s + \mathbf{H}_{k,s_k}^s), \\ \mu_k^e, \sigma_k^e &= \text{Self-Attention}_k^e(\mathbf{E}_k^e + \mathbf{P}_k^e + \mathbf{H}_{k,s_k}^e). \end{aligned}$$

Next, we use the reparameterization trick to sample the domain-shared and the domain-exclusive representation $\mathbf{Z}_k^s, \mathbf{Z}_k^e$ from $q_{\phi_k^s}(\mathbf{Z}_k^s | \mathbf{S}_k)$ and $q_{\phi_k^e}(\mathbf{Z}_k^e | \mathbf{S}_k)$:

$$(3.6) \quad \mathbf{Z}_k^s = \mu_k^s + \sigma_k^s \odot \epsilon, \quad \mathbf{Z}_k^e = \mu_k^e + \sigma_k^e \odot \epsilon,$$

where $\epsilon \sim \mathcal{N}(\mathbf{0}, \mathbf{I})$ is Gaussian noise.

3.4 Intra-Inter Domain Sequence Representation Disentanglement (SRD). In this section, we introduce SRD, which disentangles user sequence representations into domain-shared and domain-exclusive representations. Specifically, SRD includes three components: difference loss, similarity loss, and reconstruction loss.

3.4.1 Difference Loss The difference loss is applied to each domain and encourages the domain-shared and domain-exclusive encoders to encode distinct information of the inputs. The structured probabilistic relationship between $\mathbf{Z}_k^s, \mathbf{Z}_k^e$ and \mathbf{S}_k is shown in Figure 3.

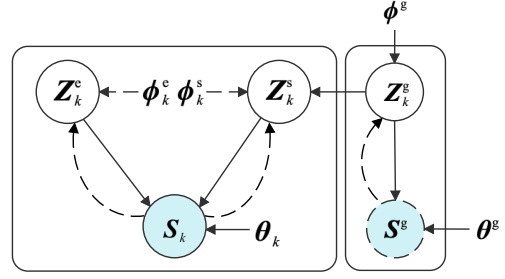


Figure 4: The graphical model illustrating the relationship between $\mathbf{Z}_k^s, \mathbf{Z}_k^e, \mathbf{Z}_k^g, \mathbf{S}_k$ and the dummy variable \mathbf{S}^g , which follows the global sequence distribution.

Then the difference loss $\mathcal{L}_k^{\text{diff}}$ during local training can be formulated as:

$$(3.7) \quad \mathcal{L}_k^{\text{diff}} = I(\mathbf{Z}_k^s; \mathbf{Z}_k^e).$$

Intuitively, The above formula aims to amplify the difference between domain-shared representation and domain-exclusive representation.

To minimize $I(\mathbf{Z}_k^s; \mathbf{Z}_k^e)$, we need to make a further equivalent transformation. Following the definition of interaction information [16], we have:

$$(3.8) \quad I(\mathbf{Z}_k^s; \mathbf{Z}_k^e) = I(\mathbf{Z}_k^s; \mathbf{Z}_k^e, \mathbf{S}_k) + I(\mathbf{Z}_k^s, \mathbf{Z}_k^e | \mathbf{S}_k).$$

According to the structural assumption in Figure 4, we have $q(\mathbf{Z}_k^s | \mathbf{S}_k) = q(\mathbf{Z}_k^s | \mathbf{Z}_k^e, \mathbf{S}_k)$, thus the last term $I(\mathbf{Z}_k^s; \mathbf{Z}_k^e | \mathbf{S}_k) = H(\mathbf{Z}_k^s | \mathbf{S}_k) - H(\mathbf{Z}_k^s | \mathbf{Z}_k^e, \mathbf{S}_k) = 0$, which yields

$$(3.9) \quad \begin{aligned} I(\mathbf{Z}_k^s; \mathbf{Z}_k^e) &= I(\mathbf{Z}_k^s; \mathbf{Z}_k^e, \mathbf{S}_k) \\ &= I(\mathbf{S}_k; \mathbf{Z}_k^s) - I(\mathbf{S}_k; \mathbf{Z}_k^s | \mathbf{Z}_k^e) \\ &= I(\mathbf{S}_k; \mathbf{Z}_k^s) + I(\mathbf{S}_k; \mathbf{Z}_k^e) - I(\mathbf{S}_k; \mathbf{Z}_k^s, \mathbf{Z}_k^e). \end{aligned}$$

However, directly minimizing the above formula is still intractable, so we need to minimize its variational upper bound [6] instead:

$$(3.10) \quad \begin{aligned} I(\mathbf{Z}_k^s; \mathbf{Z}_k^e) &\leq D_{\text{KL}}(q(\mathbf{Z}_k^s | \mathbf{S}_k) \| p(\mathbf{Z}_k^s)) \\ &\quad + D_{\text{KL}}(q(\mathbf{Z}_k^e | \mathbf{S}_k) \| p(\mathbf{Z}_k^e)) \\ &\quad - \mathbb{E}_{q(\mathbf{Z}_k^s | \mathbf{S}_k), q(\mathbf{Z}_k^e | \mathbf{S}_k)} [\log p(\mathbf{S}_k | \mathbf{Z}_k^s, \mathbf{Z}_k^e)]. \end{aligned}$$

Intuitively, the above formula is to align the posterior distribution $q(\mathbf{Z}_k^s | \mathbf{S}_k)$ and $q(\mathbf{Z}_k^e | \mathbf{S}_k)$ with the Gaussian distribution, and enable \mathbf{Z}_k^s and \mathbf{Z}_k^e can jointly reconstruct \mathbf{S}_k .

3.4.2 Similarity Loss The similarity loss of each domain encourages the domain-shared encoders to encode

the information shared between domains. For client k , The structured probabilistic relationship between \mathbf{Z}_k^s and \mathbf{Z}_k^g is shown in Figure 4. Then the similarity loss $\mathcal{L}_k^{\text{sim}}$ during local training can be defined as follows:

$$(3.11) \quad \mathcal{L}_k^{\text{sim}} = -I(\mathbf{Z}_k^s; \mathbf{Z}_k^g).$$

Intuitively, the purpose of the above formula is to make the domain-shared representation and global representation similar to facilitate knowledge transfer.

As mentioned above, directly maximizing $I(\mathbf{Z}_k^s; \mathbf{Z}_k^g)$ is intractable. We adopt the idea of Deep Infomax [17, 18] to use Jensen-Shannon Divergence (JSD) as its variational lower bound:

$$(3.12) \quad \begin{aligned} I(\mathbf{Z}_k^s; \mathbf{Z}_k^g) &\geq \hat{I}^{\text{JSD}}(\mathbf{Z}_k^s; \mathbf{Z}_k^g) \\ &= \mathbb{E}_{q(\mathbf{z}_k^s, \mathbf{z}_k^g | \mathbf{S}_k, \mathbf{S}^g)} [-\text{sp}(-T_k(\mathbf{Z}_k^s, \mathbf{Z}_k^g))] \\ &\quad - \mathbb{E}_{q(\mathbf{z}_k^s | \mathbf{S}_k)q(\mathbf{z}_k^g | \mathbf{S}^g)} [\text{sp}(T_k(\mathbf{Z}_k^{s'}, \mathbf{Z}_k^g))]. \end{aligned}$$

In the above formula, the discriminator T_k which differentiates between a paired sample from the joint (positive pair) and a paired sample from the product of marginals (negative pair), $\text{sp}(z) = \log(1 + e^z)$ is the softplus function, and $\mathbf{Z}_k^{s'}$ denotes negative sample latent vectors, here we set $\mathbf{Z}_k^{s'} = \mathbf{Z}_k^e$ for each user. This bound enables the estimation of mutual information with only a single negative example for each positive example.

3.4.3 Reconstruction Loss Furthermore, it is crucial to empower domain-exclusive representations with the capability to reconstruct sequential data in their respective domains in order to minimize the dilution of domain-exclusive information. The structural probabilistic relationship between \mathbf{Z}_k^e and \mathbf{S}_k is shown in Figure 3. Then the reconstruction loss $\mathcal{L}_k^{\text{recon}}$ during training can be formulated as:

$$(3.13) \quad \mathcal{L}_k^{\text{recon}} = -I(\mathbf{Z}_k^e; \mathbf{S}_k).$$

Intuitively, the above formula correlates the domain-exclusive representation \mathbf{Z}_k^e with the user sequence \mathbf{S}_k to complete the reconstruction of intra domain information.

As before, to maximize $I(\mathbf{Z}_k^e; \mathbf{S}_k)$, we need to maximize its variational lower bound [19]:

$$(3.14) \quad \begin{aligned} I(\mathbf{Z}_k^e; \mathbf{S}_k) &= \mathbb{E}_{p(\mathbf{S}_k), q(\mathbf{Z}_k^e | \mathbf{S}_k)} \left[\log \frac{p(\mathbf{S}_k | \mathbf{Z}_k^e)}{p(\mathbf{S}_k)} \right] \\ &\geq \mathbb{E}_{p(\mathbf{S}_k), q(\mathbf{Z}_k^e | \mathbf{S}_k)} [\log p(\mathbf{S}_k | \mathbf{Z}_k^e)] + H(\mathbf{S}_k). \end{aligned}$$

Afterward, adding up the difference loss, the similarity loss, and the reconstruction loss, the intra-inter

domain representation disentanglement loss can be derived as:

$$(3.15) \quad \begin{aligned} \mathcal{L}_k^{\text{disen}} &= \alpha \mathcal{L}_k^{\text{diff}} + \beta \mathcal{L}_k^{\text{sim}} + \gamma \mathcal{L}_k^{\text{recon}} \\ &= \alpha I(\mathbf{Z}_k^s; \mathbf{Z}_k^e) - \beta I(\mathbf{Z}_k^s; \mathbf{Z}_k^g) - \gamma I(\mathbf{Z}_k^e; \mathbf{S}_k) \\ &\leq \alpha D_{\text{KL}}(q(\mathbf{Z}_k^s | \mathbf{S}_k) \| p(\mathbf{Z}_k^s)) \\ &\quad + \alpha D_{\text{KL}}(q(\mathbf{Z}_k^e | \mathbf{S}_k) \| p(\mathbf{Z}_k^e)) \\ &\quad - \alpha \mathbb{E}_{q(\mathbf{z}_k^s | \mathbf{S}_k), q(\mathbf{z}_k^e | \mathbf{S}_k)} [\log p(\mathbf{S}_k | \mathbf{Z}_k^s, \mathbf{Z}_k^e)] \\ &\quad - \beta \mathbb{E}_{q(\mathbf{z}_k^s, \mathbf{z}_k^g | \mathbf{S}_k, \mathbf{S}^g)} [-\text{sp}(-T_k(\mathbf{Z}_k^s, \mathbf{Z}_k^g))] \\ &\quad + \beta \mathbb{E}_{q(\mathbf{z}_k^s | \mathbf{S}_k)q(\mathbf{z}_k^g | \mathbf{S}^g)} [\text{sp}(T_k(\mathbf{Z}_k^{s'}, \mathbf{Z}_k^g))] \\ &\quad - \gamma \mathbb{E}_{q(\mathbf{z}_k^e | \mathbf{S}_k)} [\log p(\mathbf{S}_k | \mathbf{Z}_k^e)], \end{aligned}$$

where α , β , and γ are hyperparameters that control the degree of intra-inter domain representation disentanglement.

3.5 Intra Domain Contrastive Infomax (CIM)

In this section, we introduce CIM, which uses contrastive information maximization [20, 21] to enhance the user preference information contained in the domain-exclusive representation \mathbf{Z}_k^e .

In client k , let us denote the user sequence after data augmentation as $\tilde{\mathbf{S}}_k$. The data augmentation method employed in this study is randomly shuffling the sequence of user sequences, i.e., $\tilde{\mathbf{S}}_k = (\tilde{s}_1, \tilde{s}_2, \dots, \tilde{s}_T)$. Then let $\tilde{\mathbf{Z}}_k^e$ denote the augmented domain-exclusive representation, and $\mathbf{z}_k^u = (\mathbf{Z}_k^e)_T$ denote the user representation, where T is the last position of the sequence. Assuming that the batch size is N , the augmentation operation yields $2N$ sequences $\{\mathbf{z}_k^{(1)}, \tilde{\mathbf{z}}_k^{(1)}, \dots, \mathbf{z}_k^{(N)}, \tilde{\mathbf{z}}_k^{(N)}\}$. Therefore, for each positive pair in the batch, the negative set \mathcal{Z}_k^- comprises $2(N-1)$ negative pairs. For example, consider the augmented pair of sequence representations $\mathbf{z}_k^{(1)}$ and $\tilde{\mathbf{z}}_k^{(1)}$, the corresponding negative set \mathcal{Z}_k^- consists of $\{\mathbf{z}_k^{(2)}, \tilde{\mathbf{z}}_k^{(2)}, \dots, \mathbf{z}_k^{(N)}, \tilde{\mathbf{z}}_k^{(N)}\}$. Thus, for domain k , the intra domain contrastive infomax loss can be formulated as:

$$(3.16) \quad \begin{aligned} \mathcal{L}_k^{\text{info}} &= -I(\mathbf{z}_k^u, \tilde{\mathbf{z}}_k^u) \\ &\leq -\mathbb{E}_{\mathbf{z}_k^e} \log \frac{e^{(\text{sim}(\mathbf{z}_k^u, \tilde{\mathbf{z}}_k^u)/\tau)}}{e^{(\text{sim}(\mathbf{z}_k^u, \tilde{\mathbf{z}}_k^u)/\tau)} + \sum_{\mathbf{z}_k^-} e^{(\text{sim}(\mathbf{z}_k^u, \mathbf{z}_k^-)/\tau)}} \\ &\quad + \log \frac{e^{(\text{sim}(\tilde{\mathbf{z}}_k^u, \mathbf{z}_k^u)/\tau)}}{e^{(\text{sim}(\tilde{\mathbf{z}}_k^u, \mathbf{z}_k^u)/\tau)} + \sum_{\mathbf{z}_k^-} e^{(\text{sim}(\tilde{\mathbf{z}}_k^u, \mathbf{z}_k^-)/\tau)}}. \end{aligned}$$

The objective of the formula above is to minimize the distance between the positive sample pair $\mathbf{z}_k^u, \tilde{\mathbf{z}}_k^u$, and maximize the distance between the negative sample pair $\mathbf{z}_k^u, \mathbf{z}_k^-$ and $\tilde{\mathbf{z}}_k^u, \mathbf{z}_k^-$, where $\mathbf{z}_k^- \in \mathcal{Z}_k^-$.

3.6 Federated Training and Evaluation The overall federated learning algorithm is shown in Algorithm 1. In each round, the server sends the current global model $\phi^{s,t}$ and global user representation $\mathbf{Z}^{g,t}$ to clients, receives the updated local models $\{\phi_k^{s,t+1}\}_{k=1}^K$ and local domain-shared representations $\{\mathbf{Z}_k^{s,t+1}\}_{k=1}^K$ from clients, and updates the global model using weighted averaging.

In the local training stage, after receiving the global model ϕ^s and the global representation \mathbf{Z}^g , each client updates its local model by the training objectives mentioned above. The overall objective is defined as follows:

$$(3.17) \quad \begin{aligned} \mathcal{L}_k^{\text{total}} &= \mathcal{L}_k^{\text{disen}} + \lambda \mathcal{L}_k^{\text{info}} \\ &= \alpha \mathcal{L}_k^{\text{diff}} + \beta \mathcal{L}_k^{\text{sim}} + \gamma \mathcal{L}_k^{\text{recon}} + \lambda \mathcal{L}_k^{\text{info}}, \end{aligned}$$

In the local test stage, we fuse the representations \mathbf{Z}_k^s and representation \mathbf{Z}_k^e , and then we have $\mathbf{h}_{k,T} = f_{\theta_k}(\mathbf{Z}_k^s + \mathbf{Z}_k^e)_T$, where $f_{\theta_k}(\cdot)$ is the prediction layer. Then the probability of being interacted next for item i can be formulated as follows:

$$(3.18) \quad p_{\theta_k}(s_{k,T+1} = i \mid \mathbf{z}_{k,1}, \dots, \mathbf{z}_{k,T}) = \text{softmax}(\mathbf{h}_{k,T})_i,$$

where $\mathbf{z}_{k,T}$ is the representation corresponding to the T -th time step of the sequence, and $\mathbf{h}_{k,T}$ is the output of the T -th position of the prediction layer $f_{\theta_k}(\cdot)$.

4 Experiments.

4.1 Datasets As used in many cross-domain recommendation methods, we utilize the publicly available datasets from Amazon² (an e-commerce platform) to construct the federated CSR scenarios. We select ten domains to generate three cross-domain scenarios: Food-Kitchen-Cloth-Beauty (FKCB), Movie-Book-Game (MBG), and Sports-Garden-Home (SGH). Following the approach of previous studies [1–3], we remove users and items with fewer than 10 interactions. Additionally, we only preserve sequences that contain a minimum of 4 items, and a maximum of 16 items. For the dataset split, we select the latest 20% of each user’s interactions as the validation/test set, and the remaining 80% interaction sequences as the training set. We summarize the statistics of the federated CSR scenarios in Table 1.

4.2 Experimental Setting

4.2.1 Evaluation Protocol. Following previous sequential recommendation works [8, 11], we utilize the leave-one-out method to evaluate the recommendation performance. To ensure unbiased evaluation, we

Algorithm 1: FedDCSR

Input: Local datasets $\mathcal{D} = \{\mathcal{D}_k\}_{k=1}^K$, local epochs E , learning rate η

Output: The optimal encoder parameters $\{\phi_k\}_{k=1}^K = \{(\phi_k^s, \phi_k^e)\}_{k=1}^K$

```

1 Server executes:
2 initialize  $\phi^{s,0}$ ;
3 for round  $t = 0, 1, \dots, T - 1$  do
4   for each client  $k \in K$  in parallel do
5     send  $\phi^{s,t}$  and  $\mathbf{Z}^{g,t}$  to client  $k$ ;
6      $\phi_k^{s,t+1}, \mathbf{Z}_k^{s,t+1} = \text{ClientUpdate}(k, \phi^{s,t}, \mathbf{Z}^{g,t})$ ;
7   end
8    $\phi^{s,t+1} = \sum_{k=1}^K \frac{|\mathcal{D}_k|}{|\mathcal{D}|} \phi_k^{s,t+1}$ ;
9    $\mathbf{Z}^{g,t+1} = \sum_{k=1}^K \frac{|\mathcal{D}_k|}{|\mathcal{D}|} \mathbf{Z}_k^{s,t+1}$ ;
10 end
11 ClientUpdate ( $k, \phi^s, \mathbf{Z}^g$ ):
12   save  $\phi^s, \mathbf{Z}^g$  as  $\phi_k^s, \mathbf{Z}_k^g$ ;
13   for local epoch  $i = 1, 2, \dots, E$  do
14     for sequence batch  $\mathbf{S}_k^{(b)}$  from  $\mathcal{D}_k$  do
15        $\tilde{\mathbf{S}}_k^{(b)} = \text{aug}(\mathbf{S}_k^{(b)})$ ;
16        $\mathbf{Z}_k^s = \text{VGSE}_k^s(\mathbf{S}_k^{(b)}; \phi_k^s)$ ;
17        $\mathbf{Z}_k^e, \tilde{\mathbf{Z}}_k^e = \text{VGSE}_k^e(\mathbf{S}_k^{(b)}, \tilde{\mathbf{S}}_k^{(b)}; \phi_k^e)$ ;
18        $\phi_k^s \leftarrow \phi_k^s - \eta \nabla_{\phi_k^s} \left( \alpha \mathcal{L}^{\text{diff}}(\mathbf{Z}_k^s, \mathbf{Z}_k^e) \right.$ 
19          $\left. - \beta \mathcal{L}^{\text{sim}}(\mathbf{Z}_k^s, \mathbf{Z}_k^e) \right)$ ;
20        $\phi_k^e \leftarrow \phi_k^e - \eta \nabla_{\phi_k^e} \left( \alpha \mathcal{L}^{\text{diff}}(\mathbf{Z}_k^s, \mathbf{Z}_k^e) \right.$ 
21          $\left. - \gamma \mathcal{L}^{\text{recon}}(\mathbf{Z}_k^e, \mathbf{S}_k^{(b)}) \right.$ 
22          $\left. - \lambda \mathcal{L}^{\text{info}}(\mathbf{Z}_k^e, \tilde{\mathbf{Z}}_k^e) \right)$ ;
23     end
24   end
25   return  $\phi_k^s, \mathbf{Z}_k^s$ ;

```

Table 1: Statistics of Three Federated CSR scenarios.

Domain	#Users	#Items	#Train	#Valid	#Test	Avg.Len
Food	4658	13564	4977	1307	1332	8.79
Kitchen	13382	32918	11100	2172	2254	8.60
Clothing	9240	34909	5720	818	866	9.30
Beauty	5902	17780	4668	836	855	10.29
Movie	34792	44464	57405	10944	11654	7.97
Book	19419	72246	63157	11168	12149	7.20
Game	5588	10336	6631	1374	1444	6.49
Sport	28139	88992	51477	13720	14214	10.65
Garden	6852	21604	10479	3074	3113	9.48
Home	20784	62499	37361	10058	10421	10.41

²<https://jmcauley.ucsd.edu/data/amazon/>

Table 2: Federated experimental results(%) on the FKCB scenario. Avg denotes the average result calculated from all domains. The best results are boldfaced.

Method	Food			Kitchen			Clothing			Beauty			Avg		
	MRR	HR	NDCG	MRR	HR	NDCG	MRR	HR	NDCG	MRR	HR	NDCG	MRR	HR	NDCG
		@10	@10		@10	@10		@10	@10		@10	@10		@10	
FedSASRec	6.84	14.41	8.03	0.92	1.64	0.95	0.32	0.46	0.33	3.66	7.02	4.14	2.94	5.88	3.36
FedVSAN	21.31	35.21	23.92	6.46	12.38	7.06	1.60	2.89	1.49	11.58	20.70	13.01	10.24	17.79	11.37
FedContrastVAE	23.38	39.19	26.53	7.15	12.20	7.63	1.74	3.58	1.71	15.08	25.73	16.88	11.84	20.18	13.19
FedCL4SRec	21.89	34.53	24.32	5.56	9.80	5.93	1.49	2.31	1.29	12.79	21.52	14.27	10.43	17.04	11.45
FedDuoRec	21.60	33.63	23.93	5.45	9.23	5.74	1.61	2.42	1.38	13.15	21.05	14.45	10.45	16.58	11.38
FedDCSR(Ours)	28.87	45.65	32.30	11.37	21.96	13.07	1.99	3.23	1.87	18.73	33.45	21.66	15.24	26.07	17.23

Table 3: Federated experimental results(%) on the MBG scenario. Avg denotes the average result calculated from all domains. The best results are boldfaced.

Method	Movie			Book			Game			Avg		
	MRR	HR	NDCG	MRR	HR	NDCG	MRR	HR	NDCG	MRR	HR	NDCG
		@10	@10		@10	@10		@10	@10		@10	
FedSASRec	10.36	17.79	11.26	6.91	10.91	7.19	5.20	6.44	5.15	7.49	11.71	7.87
FedVSAN	5.93	12.72	6.43	6.54	13.09	7.27	1.83	3.20	1.74	4.77	9.67	5.15
FedContrastVAE	11.25	19.14	12.22	7.63	12.76	8.18	4.95	6.72	4.96	7.94	12.87	8.45
FedCL4SRec	10.39	17.68	11.24	6.86	10.94	7.18	5.21	6.44	5.17	7.49	11.69	7.87
FedDuoRec	10.42	17.83	11.55	6.79	10.80	7.12	5.16	6.42	5.13	7.46	11.68	7.93
FedDCSR(Ours)	16.11	28.32	18.09	10.38	18.68	11.56	7.65	10.60	7.83	11.38	19.20	12.49

Table 4: Federated experimental results(%) on the SGH scenario. Avg denotes the average result calculated from all domains. The best results are boldfaced.

Method	Sport			Garden			Home			Avg		
	MRR	HR	NDCG	MRR	HR	NDCG	MRR	HR	NDCG	MRR	HR	NDCG
		@10	@10		@10	@10		@10	@10		@10	
FedSASRec	3.59	4.34	3.43	4.74	5.36	4.56	3.13	3.77	2.93	3.82	4.49	3.64
FedVSAN	1.16	2.05	1.00	1.18	2.02	1.05	1.27	2.26	1.10	1.21	2.11	1.05
FedContrastVAE	3.93	4.95	3.81	5.07	5.97	4.91	3.54	4.37	3.39	4.18	5.10	4.03
FedCL4SRec	3.60	4.26	3.41	4.74	5.27	4.55	3.11	3.74	2.91	3.82	4.42	3.62
FedDuoRec	3.75	4.43	3.64	4.86	5.47	4.79	3.07	3.60	2.83	3.89	4.50	3.75
FedDCSR(Ours)	5.29	6.70	5.22	6.41	8.35	6.52	4.52	5.84	4.45	5.41	6.96	5.40

adopt the approach described in Rendle’s literature [22]. Specifically, for each validation or test sample, we calculate its score along with 999 negative items. Subsequently, we evaluate the performance of the Top-K recommendation by analyzing the 1,000 ranked list using metrics like MRR (Mean Reciprocal Rank) [23], NDCG@10 (Normalized Discounted Cumulative Gain) [24], and HR@10 (Hit Ratio).

4.2.2 Compared Baselines. We compare our methods with three types of representative sequential recommendation models: (1) attention-based methods, like SASRec [8]. (2) VAE-based methods, such as VSAN [9] and ContrastVAE [10]. (3) CL-based methods, including CL4SRec [11] and DuoRec [12].

4.2.3 Implementation and Hyperparameter Setting. For all methods, the common hyperparameters are listed as follows: the training round is fixed as 40, the local epoch per client is fixed as 3, the early stopping patience is fixed as 5, the initializing

embedding dimension is fixed as 128, the mini-batch size is fixed as 256, the learning rate is fixed as 0.001, the dropout rate is fixed as 0.3, the number of self-attention layers is fixed as 2.

4.3 Performance Comparisons Table 2, 3, 4 show the performance of compared methods on the Food-Kitchen-Clothing-Beauty, Movie-Book-Game and Sports-Garden-Home CSR scenarios.

From the experimental results, we have several insightful observations: (1) For the variational baselines, FedContrastVAE shows better performance than FedSASRec, which validates that modeling the uncertainty of user behaviors could be helpful for better representation in the federated CSR scenario. (2) For the CL baselines, FedCL4SRec and FedDuoRec both show better performance than FedSASRec, which indicates that the contrastive learning has promising advantages in learning representation in the federated CSR scenario. However, we find that CL-based federated CSR sometimes performs equally or worse than FedSASRec, we believe

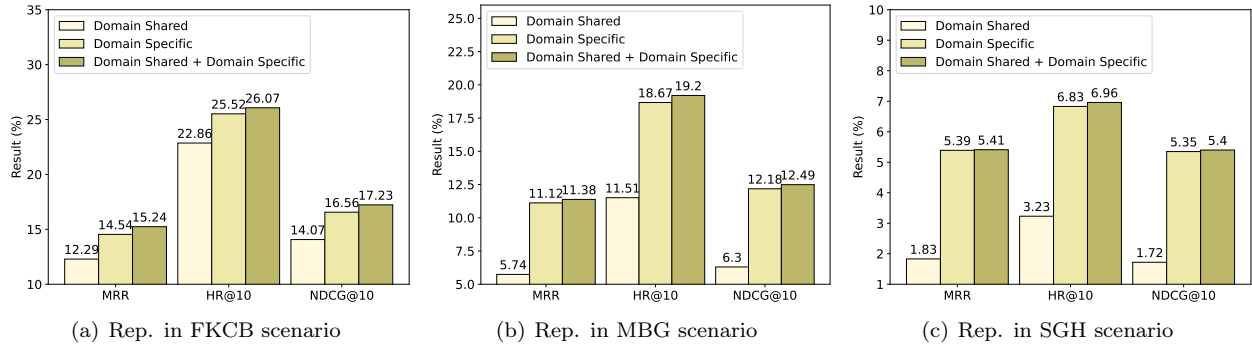


Figure 5: The predictive results of representations in FKCB, MBG, and SGH scenario.

Table 5: Ablation study on FKCB, MBG, and SGH scenarios.

Method	FKCB		MBG		SGH	
	MRR	NDCG @10	MRR	NDCG @10	MRR	NDCG @10
FedVSAN-Local	11.57	13.16	5.63	5.87	2.06	1.96
FedVSAN	10.24	11.37	4.77	5.15	1.21	1.05
FedContrastVAE-Local	12.11	13.38	8.67	9.24	4.10	4.02
FedContrastVAE	11.84	13.19	8.82	9.75	4.18	4.03
FedVGSE-Local	13.49	15.30	10.63	11.63	5.24	5.20
FedVGSE	12.24	14.01	10.31	11.14	5.37	5.32
FedDCSR - w/o CIM	14.17	16.20	10.78	11.67	5.40	5.36
FedDCSR(Ours)	15.24	17.23	11.38	12.49	5.41	5.40

that this is because the CL could intensify the sequence feature heterogeneity and ultimately have a negative impact on the prediction accuracy of the recommendation model. (3) Our FedDCSR significantly outperforms all baselines in many metrics, highlighting the crucial role of disentangled representation learning and contrastive infomax strategy in capturing intra-domain and inter-domain user preferences.

4.4 Ablation Study We perform an ablation study on FedDCSR by showing how the SRD and CIM affect its performance. Table 5 displays the performance of several model variants in three CSR scenarios. FedVGSE-Local is the VGSE model without federated aggregation, FedVGSE is the federated VGSE using vanilla average aggregation, and FedDCSR-w/o CIM is the FedDCSR method without CIM. We observe that FedVGSE sometimes performs worse than FedVGSE-Local, which indicates that the sequence feature heterogeneity is very significant. Additionally, We notice that FedDCSR-w/o CIM performs better than FedVGSE-Local and FedVGSE, demonstrating the effectiveness of SRD in addressing the feature heterogeneity problem across domains. Finally, CIM learn allows the model performance to be further improved.

4.5 Discussion of the user representation In this section, to further validate that our SRD can learn domain-shared and domain-exclusive representations

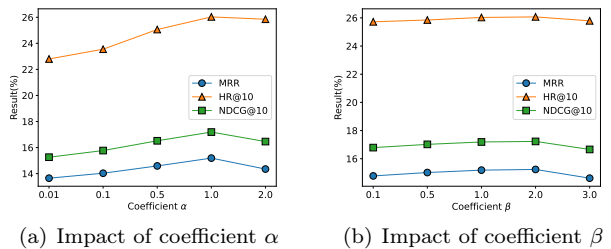


Figure 6: Impact of coefficient α and β .

for users, we conduct a comparative analysis between the predictive performance of three types of representations: domain-shared, domain-exclusive, and domain-shared+domain-exclusive representations. As shown in Figure 5, our analysis reveals several interesting observations: (1) The predictive results of three types of representations are different, indicating the efficiency of SRD. (2) The domain-shared+domain-exclusive representation outperforms both the domain-shared and domain-exclusive representations, which demonstrates that both leveraging the domain-shared and domain-exclusive features can effectively integrate information from multiple domains.

4.6 Influence of hyperparameters Figure 6 shows the MRR, @HR10, @NDCG@10 performance with the increase of coefficient α and β . We can observe that: (1) The overall performance of FedDCSR increases first and then decreases with the increase of α , and reaches its peak at 1.0. It indicates that the α coefficient of 1.0 is optimal for feature disentanglement. (2) The overall performance of FedDCSR increases first and then decreases with the increase of coefficient β , and reaches its peak at 2.0. It indicates that a β coefficient of 2.0 is optimal for sharing intra-domain information, and shows that there is a trade-off between inter domain and intra domain information.

5 Conclusion

In this paper, we propose a novel federated cross-domain sequential recommendation framework FedD-CSR, which allows domains to train better performing CSR models collaboratively under privacy protection. Specifically, we propose a sequence representation disentanglement method SRD, which disentangles the user sequence features into domain-shared and domain-exclusive features to address the feature heterogeneity. Besides, we design a contrastive infomax strategy CIM to learn richer domain-exclusive features of users by performing data augmentation on user sequences.

6 Acknowledgments

This work is supported by Key Technologies and Systems of Attack Detection and Situation Assessment Based on Distributed MDATA Model (PCL2022A03-2).

References

- [1] Ma M, Ren P, Lin Y, et al., *π -net: A parallel information-sharing network for shared-account cross-domain sequential recommendations*, in Proceedings of the 42nd international ACM SIGIR conference on research and development in information retrieval, 2019, pp. 685-694.
- [2] Ma M, Ren P, Chen Z, et al., *Mixed information flow for cross-domain sequential recommendations*, ACM Transactions on Knowledge Discovery from Data (TKDD), 16, 4 (2022), pp. 1-32.
- [3] Cao J, Cong X, Sheng J, et al., *Contrastive Cross-Domain Sequential Recommendation*, in Proceedings of the 31st ACM International Conference on Information & Knowledge Management, 2022, pp. 138-147.
- [4] McMahan B, Moore E, Ramage D, et al., *Communication-efficient learning of deep networks from decentralized data*, in Artificial intelligence and statistics, 2017, pp. 1273-1282.
- [5] Bousmalis K, Trigeorgis G, Silberman N, et al., *Domain separation networks*, in Advances in neural information processing systems, 2016.
- [6] Hwang H J, Kim G H, Hong S, et al., *Variational interaction information maximization for cross-domain disentanglement*, in Advances in Neural Information Processing Systems, 2020, pp. 22479-22491.
- [7] Quadrana M, Karatzoglou A, Hidasi B, et al., *Personalizing session-based recommendations with hierarchical recurrent neural networks*, in Proceedings of the Eleventh ACM Conference on Recommender Systems, 2017, pp. 130-137.
- [8] Kang W C, McAuley J, *Self-attentive sequential recommendation*, in 2018 IEEE international conference on data mining (ICDM), 2018, pp. 197-206.
- [9] Zhao J, Zhao P, Zhao L, et al., *Variational self-attention network for sequential recommendation*, in 2021 IEEE 37th International Conference on Data Engineering (ICDE), 2021, pp. 1559-1570.
- [10] Wang Y, Zhang H, Liu Z, et al., *Contrastvae: Contrastive variational autoencoder for sequential recommendation*, in Proceedings of the 31st ACM International Conference on Information & Knowledge Management, 2022, pp. 2056-2066.
- [11] Xie X, Sun F, Liu Z, et al., *Contrastive learning for sequential recommendation*, in 2022 IEEE 38th international conference on data engineering (ICDE), 2022, pp. 1259-1273.
- [12] Qiu R, Huang Z, Yin H, et al., *Contrastive learning for representation degeneration problem in sequential recommendation*, in Proceedings of the fifteenth ACM international conference on web search and data mining, 2022, pp. 813-823.
- [13] Liu S, Xu S, Yu W, et al., *FedCT: Federated collaborative transfer for recommendation*, in Proceedings of the 44th international ACM SIGIR conference on research and development in information retrieval, 2021, pp. 716-725.
- [14] Meihan W, Li L, Tao C, et al., *FedCDR: federated cross-domain recommendation for privacy-preserving rating prediction*, in Proceedings of the 31st ACM International Conference on Information & Knowledge Management, 2022, pp. 2179-2188.
- [15] Wu C, Wu F, Lyu L, et al., *FedCTR: Federated Native Ad CTR Prediction with Cross Platform User Behavior Data*, TIST, 2022.
- [16] McGill W, *Multivariate information transmission*, Transactions of the IRE Professional Group on Information Theory, 4, 4 (1954), pp. 93-111.
- [17] Belghazi M I, Baratin A, Rajeshwar S, et al., *Mutual information neural estimation*, International conference on machine learning, 2018, pp. 531-540.
- [18] Hjelm R D, Fedorov A, Lavoie-Marchildon S, et al., *Learning deep representations by mutual information estimation and maximization*, arXiv preprint arXiv:1808.06670, 2018.
- [19] Poole B, Ozair S, Van Den Oord A, et al., *On variational bounds of mutual information*, International conference on machine learning, 2019, pp. 5171-5180.
- [20] Chen T, Kornblith S, Norouzi M, et al., *A simple framework for contrastive learning of visual representations*, International conference on machine learning, 2020, pp. 1597-1607.
- [21] Oord A, Li Y, Vinyals O, et al., *Representation learning with contrastive predictive coding*, arXiv preprint arXiv:1807.03748, 2018.
- [22] Krichene W, Rendle S, *On sampled metrics for item recommendation*, Proceedings of the 26th ACM SIGKDD international conference on knowledge discovery & data mining, 2020, pp. 1748-1757.
- [23] Voorhees E M, *The TREC question answering track*, Natural Language Engineering, 7, 4 (2001), pp. 361-378.
- [24] Järvelin K, Kekäläinen J, *Cumulated gain-based evaluation of IR techniques*, ACM Transactions on Information Systems (TOIS), 20, 4 (2002), pp. 422-446.