arXiv:2309.07810v1 [math.ST] 14 Sep 2023

SPECTRUM-AWARE ADJUSTMENT: A NEW DEBIASING FRAMEWORK WITH APPLICATIONS TO PRINCIPAL COMPONENTS REGRESSION

BY YUFAN LI[1,a] AND PRAGYA SUR[1,b]

[1]*Department of Statistics, Harvard University* , [a]*yufan_li@g.harvard.edu*; [b]*pragya@fas.harvard.edu*

We introduce a new debiasing framework for high-dimensional linear regression that bypasses the restrictions on covariate distributions imposed by modern debiasing technology. We study the prevalent setting where the number of features and samples are both large and comparable. In this context, state-of-the-art debiasing technology uses a degrees-of-freedom correction to remove shrinkage bias of regularized estimators and conduct inference. However, this method requires that the observed samples are i.i.d., the covariates follow a mean zero Gaussian distribution, and reliable covariance matrix estimates for observed features are available. This approach struggles when (i) covariates are non-Gaussian with heavy tails or asymmetric distributions, (ii) rows of the design exhibit heterogeneity or dependencies, and (iii) reliable feature covariance estimates are lacking.

To address these, we develop a new strategy where the debiasing correction is a rescaled gradient descent step (suitably initialized) with step size determined by the spectrum of the sample covariance matrix. Unlike prior work, we assume that eigenvectors of this matrix are uniform draws from the orthogonal group. We show this assumption remains valid in diverse situations where traditional debiasing fails, including designs with complex row-column dependencies, heavy tails, asymmetric properties, and latent low-rank structures. We establish asymptotic normality of our proposed estimator (centered and scaled) under various convergence notions. Moreover, we develop a consistent estimator for its asymptotic variance. Lastly, we introduce a debiased Principal Component Regression (PCR) technique using our Spectrum-Aware approach. In varied simulations and real data experiments, we observe that our method outperforms degrees-of-freedom debiasing by a margin.

1. Introduction. Regularized estimators constitute a basic staple of high-dimensional regression. These estimators incur a regularization bias, and characterizing this bias is imperative for accurate uncertainty quantification. This motivated debiased versions of these estimators [94, 51, 84] that remain unbiased asymptotically around the signal of interest. To describe debiasing, consider the setting of a canonical linear model where one observes a sample of size n satisfying

$$\mathbf{y} = \mathbf{X}\boldsymbol{\beta}^\star + \boldsymbol{\varepsilon}.$$

Here $\mathbf{y} \in \mathbb{R}^n$ denotes the vector of outcomes, $\mathbf{X} \in \mathbb{R}^{n\times p}$ the design matrix, $\boldsymbol{\beta}^\star \in \mathbb{R}^p$ the unknown coefficient vector, and $\boldsymbol{\varepsilon}$ the unknown noise vector. Suppose $\hat{\boldsymbol{\beta}}$ denotes the estimator obtained by minimizing $\mathcal{L}(\cdot\,; \mathbf{X}, \mathbf{y}) : \mathbb{R}^p \mapsto \mathbb{R}_+$ given by

$$\mathcal{L}(\boldsymbol{\beta}; \mathbf{X}, \mathbf{y}) := \frac{1}{2}\|\mathbf{y} - \mathbf{X}\boldsymbol{\beta}\|^2 + \sum_{i=1}^{p} h\left(\beta_i\right), \qquad \boldsymbol{\beta} \in \mathbb{R}^p, \tag{1}$$

where $h : \mathbb{R} \mapsto [0, +\infty)$ is some convex penalty function. Commonly used penalties include the ridge $h(b) = \lambda b^2, \lambda > 0$, the Lasso $h(b) = \lambda|b|, \lambda > 0$, the Elastic Net $h(b) = \lambda_1|b| + \lambda_2 b^2, \lambda_1, \lambda_2 > 0$, etc. The debiased version of $\hat{\boldsymbol{\beta}}$ takes the form

$$\hat{\boldsymbol{\beta}}^u = \hat{\boldsymbol{\beta}} + \frac{1}{\widehat{\mathsf{adj}}} \boldsymbol{M}\mathbf{X}^\top(\mathbf{y} - \mathbf{X}\hat{\boldsymbol{\beta}}), \tag{2}$$

for suitable choices of $\boldsymbol{M} \in \mathbb{R}^{p\times p}$ and adjustment coefficient $\widehat{\mathsf{adj}} > 0$[1]. At a high-level, one expects the debiasing term $\frac{1}{\widehat{\mathsf{adj}}}\boldsymbol{M}\mathbf{X}^\top(\mathbf{y} - \mathbf{X}\hat{\boldsymbol{\beta}})$ will compensate for the regularization bias and lead to asymptotic normality in entries of $\hat{\boldsymbol{\beta}}^u - \boldsymbol{\beta}^\star$, whereby one can develop associated inference procedures.

In the classical low-dimensional regime ($n \to \infty, p$ fixed), (2) reduces to the well-known one-step estimator. In this case, one may establish asymptotic normality [85, Theorem 5.45] with $\boldsymbol{M}$ equal to $(\mathbf{X}^\top\mathbf{X})^{-1}$ and $\widehat{\mathsf{adj}} = 1$ (i.e. no adjustment). Early works in high dimensions [84, 94, 51] demonstrated that the Lasso can be debiased on taking $\boldsymbol{M}$ as suitable "high-dimensional" substitutes of $(\mathbf{X}^\top\mathbf{X})^{-1}$. These focused on ultra-high-dimensions ($p \gg n$) and required no adjustment, i.e. $\widehat{\mathsf{adj}} = 1$, as long as $\boldsymbol{\beta}^\star$ is sufficiently sparse. Recently, [20, 19, 55] extended this machinery to adaptive linear estimation, online debiasing, and parameter estimation in sparse high-dimensional time series models. Later works uncovered that an adjustment $\widehat{\mathsf{adj}} < 1$ is necessary for relaxing sparsity assumptions on $\boldsymbol{\beta}^\star$ or debiasing general regularized estimators in high dimensions. For instance, [49, 10] established that for the Lasso, the adjustment equation should be $\widehat{\mathsf{adj}} = 1 - \hat{s}/n$ with $\boldsymbol{M} = \boldsymbol{\Sigma}^{-1}$,where $\hat{s}$ denotes the number of non-zero entries in $\boldsymbol{\beta}^\star$. This correction term was named the degrees-of-freedom (DF) adjustment since it corresponds to the degrees-of-freedom of the regularized estimator $\hat{\boldsymbol{\beta}}$. Later [11, 15] studied this framework further. Recent works [14, 16] extended degrees-of-freedom debiasing to semi-supervised settings and missing data models.

Debiasing with degrees-of-freedom adjustment provided a novel viewpoint and overcame limitations with non-adjusted debiasing procedures. However, their proposal relied on i.i.d. data with covariates $\mathbf{X}_i \sim \mathcal{N}(\mathbf{0}, \boldsymbol{\Sigma})$, where $\boldsymbol{\Sigma}$ is known or a reliable estimate is available. These assumptions place three serious constraints on degrees-of-freedom debiasing: (i) it cannot accommodate non-Gaussian data such as those with heavy-tails or asymmetric distributions; (ii) it fails to cover settings with potential heterogeneity or dependencies across rows of the design; (iii) it is unclear how one should choose $\boldsymbol{M}$ when accurate estimates for $\boldsymbol{\Sigma}$ are unavailable, which might often be the case in high dimensions. These constraints cripple the broader applicability of such debiasing formula.

We exemplify this issue via Figure 1 (and later figures in the manuscript), where we consider the following design distributions: (i) $\mathbf{X}$ drawn from a matrix normal distribution with both row and column correlations, (ii) $\mathbf{X}$ containing latent structure, (iii) $\mathbf{X}$ formed by product of multiple random matrices (see [40, 41] for connections to linear neural networks (LNN)), (iv) rows of $\mathbf{X}$ drawn from a vector time series, (v) rows of $\mathbf{X}$ drawn independently from a multivariate t-distribution. The figures plot histogram of the empirical distribution of $\hat{\boldsymbol{\beta}}^u - \boldsymbol{\beta}^\star$ scaled by an estimate of its standard deviation. On comparing with the overlaid standard Gaussian density, we observe that debiasing with degrees-of-freedom adjustment fails at once. To emphasize the challenge in these settings, we point to the readers that (i)-(iv) involve non-i.i.d. designs whereas (i),(iv),(v) involve heavy-tailed designs.

In this paper, we propose a new debiasing formula that resolves this issue and performs accurate debiasing for *all* of the aforementioned settings. We develop our formula using the insight that a debiasing approach that works for a wide variety of settings should exploit the hidden spectral information in the data. To achieve this, we explore an alternative path for modeling the randomness in the design. Instead of the rows-i.i.d.-Gaussian assumption, we require that the singular value decomposition of $\mathbf{X}$ satisfies certain natural structure that

[1] We adopt a scaling where $\|\mathbf{X}\|_{\mathrm{op}}$ and $\frac{1}{\sqrt{p}}\|\boldsymbol{\beta}^\star\|_2$ remain at a constant order as n and p tend to infinity. Prior literature (e.g. [11]) often adopts a scaling where $\frac{1}{\sqrt{p}}\|\mathbf{X}\|_{\mathrm{op}}$ and $\|\boldsymbol{\beta}^\star\|_2$ maintains constant order as n and p approach infinity. These scalings should be viewed as equivalent up to a change of variable.

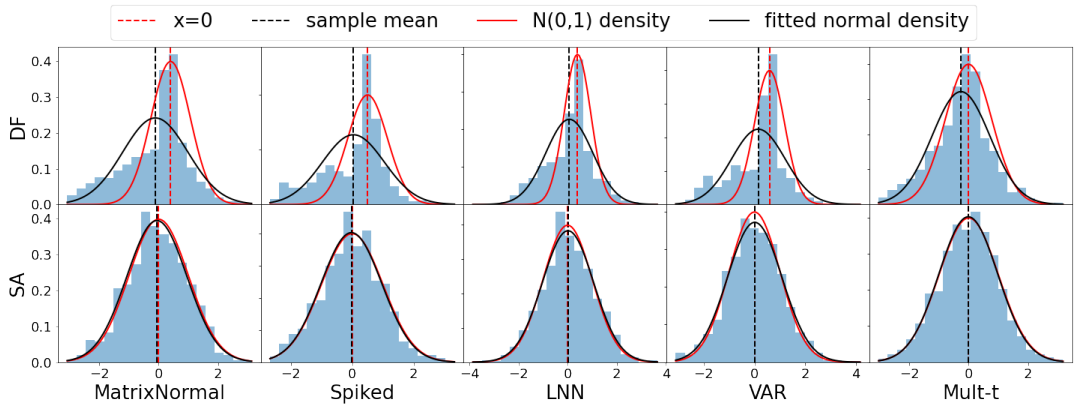

FIG 1. *Histograms of* $(\hat{\tau}_*^{-1/2}(\hat{\beta}_i^u - \beta_i^\star))_{i=1}^p$ *comparing [11] with ours, where* $\hat{\boldsymbol{\beta}}^u$ *is the debiased Elastic-Net estimator with tuning parameters* $\lambda_1 = 1, \lambda_2 = 0.1$*. The first row uses the Gaussian-based formula [11] with their suggested choice of* $\hat{\tau}_*$*. This is also known as degrees-of-freedom correction (DF). The second row uses our Spectrum-Aware formula* (23) *with our proposal for* $\hat{\tau}_*$*. The signal entries are iid draws from* $N(-20,1) + 0.06 \cdot N(10,1) + 0.7 \cdot \delta_0$ *where* δ_0 *is Dirac-delta function at* 0*. Thereafter, the signal is fixed. The columns correspond to five right-rotationally invariant designs of size* $n = 500, p = 1000$*: (i)* MatrixNormal*:* $\mathbf{X} \sim N(0, \boldsymbol{\Sigma}^{(\mathrm{col})} \otimes \boldsymbol{\Sigma}^{(\mathrm{row})})$ *where* $\boldsymbol{\Sigma}_{ij}^{(\mathrm{col})} = 0.5^{|i-j|}, \forall i,j \in [n]$ *and* $\boldsymbol{\Sigma}^{(\mathrm{row})} \sim \mathsf{InverseWishart}(\mathbf{I}_p, 1.1 \cdot p)$ *(see Remark F.1 for notation); (ii)* Spiked*:* $\mathbf{X} = \alpha \cdot \mathbf{V}\mathbf{W}^\top + n^{-1} N(0, \mathbf{I}_\mathrm{n} \otimes \mathbf{I}_\mathrm{p})$ *where* $\alpha = 10$ *and* $\mathbf{V}, \mathbf{W}$ *are drawn randomly from Haar matrices of dimensions* n, p*, and then we retain* $m = 50$ *columns; (iii)* LNN*:* $\mathbf{X} = \mathbf{X}_1 \cdot \mathbf{X}_2 \cdot \mathbf{X}_3 \cdot \mathbf{X}_4$ *where* $\mathbf{X}_i \in \mathbb{R}^{n_i \times p_i}$*'s have iid entries from* $N(0,1)$*. Here,* $n_1 = n$ *and* $p_4 = p$ *whereas* $p_1 = n_2, p_2 = n_3, p_3 = n_4$ *are sampled uniformly from* $n, ..., p$*; (iv)* VAR*:* $\mathbf{X}_{i,\bullet} = \sum_{k=1}^{\tau \vee i} \alpha_k \mathbf{X}_{i-k,\bullet} + \boldsymbol{\varepsilon}_i$ *where* $\mathbf{X}_{i,\bullet}$ *denotes the* i*-th row of* $\mathbf{X}$*,* $\boldsymbol{\varepsilon}_i \sim N(0, \boldsymbol{\Sigma})$ *with* $\boldsymbol{\Sigma} \sim \mathsf{InverseWishart}(\mathbf{I}_p, 1.1 \cdot p)$*. We set* $\tau = 3, \alpha = (0.4, 0.08, 0.04)$*,* $\mathbf{X}_{1,\bullet} = 0$*; (v)* Mult-t*: rows of* $\mathbf{X}$ *are sampled iid from multivariate-t distribution* $\mathsf{Mult\text{-}t}(3, \mathbf{I}_p)$ *(see Remark F.1 for notation). All designs are re-scaled so that average of eigenvalues of* $\mathbf{X}^\top \mathbf{X}$ *is 1. The solid black curve indicates a normal density fitted to the blue histograms whereas the dotted black line indicates the empirical mean corresponding to the histogram. See the corresponding QQ plot in Figure 8.*

allows for dependent samples and potentially heavy-tailed distributions. Specifically, we assume that $\mathbf{X}$ is right rotationally invariant. We present the formal assumption in Definition 2.1 and discuss why it is natural for debiasing in Section 1.2. But we emphasize that this assumption covers a broad class of designs, many of which fall outside the purview of the Gaussian designs considered in prior literature. In particular, it covers designs (i)-(v) discussed in the preceding paragraph. We propose that under this assumption, one should choose $\boldsymbol{M} = \mathbf{I}_p$ and obtain $\widehat{\mathsf{adj}}$ by solving the equation

$$\frac{1}{p}\sum_{i=1}^{p} \frac{1}{\left(d_i^2 - \widehat{\mathsf{adj}}\right)\left(\frac{1}{p}\sum_{j=1}^{p}\left(\widehat{\mathsf{adj}} + h''\left(\hat{\beta}_j\right)\right)^{-1}\right) + 1} = 1, \tag{3}$$

where $\{d_i^2\}_{1 \le i \le p}$ denote the eigenvalues of $\mathbf{X}^\top \mathbf{X}$ (h'' extended by $+\infty$ at non-differentiable points, c.f. Lemma 2.7). We call the solution $\widehat{\mathsf{adj}}$ of (3) Spectrum-Aware adjustment since it depends on the eigenvalues of $\mathbf{X}^\top \mathbf{X}$. We name the corresponding debiasing procedure Spectrum-Aware debiasing (in short, SA debiasing). Figure 1 demonstrates the power of our approach—it provides accurate debiasing across rather varied settings. We comment that unlike degrees-of-freedom debiasing, we do not require an estimate of $\boldsymbol{\Sigma}$, yet we can tackle correlations among features (c.f. Figure 1).

Despite the strengths of SA debiasing we observe that it falls short when $\mathbf{X}$ contains outlier eigenvalues and/or the signal aligns with some eigenvectors of $\mathbf{X}$. Since these issues occur

commonly in practice (c.f. Figure 5), we introduce an enhanced procedure that integrates classical principal component regression (PCR) ideas with SA debiasing. In this approach, we employ PCR to handle the outlier eigenvalues while using a combination of PCR and SA debiasing to estimate the parts of the signal that do not align with an eigenvector. We observe that this hybrid PCR-Spectrum-Aware approach works exceptionally well in challenging settings where both these issues are present.

We next summarize our main contributions below.

(i) We establish that our proposed debiasing formula is well-defined, that is, (3) admits a unique solution (Proposition 3.1). Then we establish that $\hat{\boldsymbol{\beta}}^u - \boldsymbol{\beta}^\star$, with this choice of $\widehat{\mathsf{adj}}$, converges to a mean-zero Gaussian with some variance $\tau_\star$ in a Wasserstein-2 sense (Theorem 3.1; Wasserstein-2 convergence notion introduced in Definition 2.2). Under an exchangeability assumption on $\boldsymbol{\beta}^\star$, we strengthen this result to convergence guarantees on finite-dimensional marginals of $\hat{\boldsymbol{\beta}}^u - \boldsymbol{\beta}^\star$ (Corollary 3.6).

(ii) We develop a consistent estimator for τ_* (Theorem 3.1) by developing new algorithmic insights and new proof techniques that can be of independent interest in the context of vector approximate message passing algorithms [69, 72, 34] (details in Section 5.2).

(iii) To establish the aforementioned points, we imposed two strong assumptions: (a) the signal $\boldsymbol{\beta}^\star$ is independent of $\mathbf{X}$ and cannot strongly align with any subspace spanned by a small number of eigenvectors of $\mathbf{X}^\top\mathbf{X}$; (b) $\mathbf{X}^\top\mathbf{X}$ does not contain an outlier eigenvalue. To mitigate these, we develop a PCR-Spectrum-Aware debiasing approach (Section 4) that applies when these assumptions are violated. We prove asymptotic normality results this approach analogous to points (i)-(ii) above (Theorem 4.1).

(iv) We demonstrate the utility of our debiasing formula in the context of hypothesis testing and confidence interval construction with explicit guarantees on quantities such as the false positive rate, false coverage proportion etc. (Sections 3.4 and 4.4).

(v) As a by-product, our PCR-Spectrum-Aware approach introduces the first methodology for debiasing the classical PCR estimator (Theorem 4.1), which would otherwise exhibit a shrinkage bias due to omission of low-variance principal components. We view this as a contribution in and of itself to the PCR literature, since inference followed by PCR is under-explored despite the widespread usage of PCR.

(vi) As a further by-product, we establish rigorously the risk of regularized estimators under right rotationally invariant designs, a class much larger than Gaussian designs (Theorem 5.1). One should compare this theorem to [7] that developed a risk characterization of the Lasso in high dimensions under Gaussian design matrices.

(vii) Finally, we demonstrate the applicability of our Spectrum-Aware approach across a wide variety of covariate distributions, ranging from settings with heightened levels of correlation or heterogeneity among the rows or a combination thereof (Figure 4), to diverse real data (Figure 5). We observe that PCR-Spectrum-Aware debiasing demonstrates superior performance across the board.

In the remaining Introduction, we walk the readers through some important discussion points, before we delve into our main results. In Section 1.1, we provide some intuition for our Spectrum-Aware construction using the example of the ridge estimator, since it admits a closed-form and is simple to study. In Section 1.2, we discuss right rotationally invariant designs and related recent literature, with the goal of motivating why this assumption is natural for debiasing, and emphasizing its degree of generality compared to prior Gaussian assumptions. In Section 1.3, we discuss the importance of PCR-Spectrum-Aware debiasing in the context of the PCR literature.

1.1. *Intuition via ridge estimator.* To motivate SA debiasing, let us focus on the simple instance of a ridge estimator that admits the closed-form

$$\hat{\boldsymbol{\beta}} = \left(\mathbf{X}^\top \mathbf{X} + \lambda_2 \mathbf{I}_p\right)^{-1} \mathbf{X}^\top \mathbf{y}, \quad \lambda_2 > 0. \tag{4}$$

Recall that we seek a debiased estimator of the form $\hat{\boldsymbol{\beta}}^u = \hat{\boldsymbol{\beta}} + \widehat{\mathsf{adj}}^{-1} \mathbf{X}^\top (\mathbf{y} - \mathbf{X}\hat{\boldsymbol{\beta}})$. Suppose we plug this in (4), leaving $\widehat{\mathsf{adj}}$ unspecified for the moment. If we denote the singular value decomposition of $\mathbf{X}$ to be $\mathbf{Q}^\top \mathbf{D}\mathbf{O}$, we obtain that

$$\mathbb{E}[\hat{\boldsymbol{\beta}}^u \mid \mathbf{X}, \boldsymbol{\beta}^\star] = \underbrace{\left[\left(1 + \frac{\lambda_2}{\widehat{\mathsf{adj}}}\right) \sum_{i=1}^{p} \left(\frac{d_i^2}{d_i^2 + \lambda_2}\right) \mathbf{o}_i \mathbf{o}_i^\top\right]}_{=:\mathbf{V}} \boldsymbol{\beta}^\star, \tag{5}$$

where $\mathbf{o}_i^\top \in \mathbb{R}^p$ denotes the i-th row of $\mathbf{O}$ and recall that d_i^2 denotes the eigenvalues of $\mathbf{X}^\top \mathbf{X}$.

For $\hat{\boldsymbol{\beta}}^u$ to be debiased, it appears necessary to choose $\widehat{\mathsf{adj}}$ such that one centers $\mathbf{V}$ around the identity matrix $\mathbf{I}_p$. We thus choose $\widehat{\mathsf{adj}}$ to be solution to the equation

$$\left(1 + \frac{\lambda_2}{\widehat{\mathsf{adj}}}\right) \frac{1}{p} \sum_{i=1}^{p} \frac{d_i^2}{d_i^2 + \lambda_2} = 1. \tag{6}$$

This choice guarantees that the average of the eigenvalues of $\mathbf{V}$ equals 1. Solving for $\widehat{\mathsf{adj}}$, we obtain

$$\widehat{\mathsf{adj}} = \left(\left(\frac{1}{p} \sum_{i=1}^{p} \frac{\lambda_2 d_i^2}{d_i^2 + \lambda_2}\right)^{-1} - \frac{1}{\lambda_2}\right)^{-1}. \tag{7}$$

This is precisely our Spectrum-Aware adjustment formula for the ridge estimator! However, the above argument was conditional on both $\mathbf{X}$ and $\boldsymbol{\beta}^\star$. Since we operate under random designs, let us investigate the case where one calculates (5) without conditioning on $\mathbf{X}$. To this end, we observe that

$$\mathbb{E}\left[\hat{\boldsymbol{\beta}}^u \mid \boldsymbol{\beta}^\star\right] = \underbrace{\mathbb{E}\left[\left(1 + \frac{\lambda_2}{\widehat{\mathsf{adj}}}\right) \sum_{i=1}^{p} \left(\frac{d_i^2}{d_i^2 + \lambda_2}\right) \mathbf{o}_i \mathbf{o}_i^\top\right]}_{=:\mathbf{V}} \boldsymbol{\beta}^\star \overset{(\star)}{=} \boldsymbol{\beta}^\star, \tag{8}$$

where $(\star)$ holds if we choose $\widehat{\mathsf{adj}}$ using (7) and in addition if

$$\mathbb{E}\left(\mathbf{o}_i \mathbf{o}_i^\top\right) = \frac{1}{p} \cdot \mathbf{I}_p. \tag{9}$$

Now, condition (9) does not hold in general. However, if $\mathbf{O}$ satisfies the following assumption, (9) and therefore $(\star)$ holds.

ASSUMPTION 1. $\mathbf{O}$ is drawn uniformly at random from the set of all orthogonal matrices of dimension p (this is the orthogonal group of dimension p that we denote as $\mathbb{O}(p)$), in other words, $\mathbf{O}$ is drawn from the Haar measure on $\mathbb{O}(p)$.

We operate under this assumption since it ensures $(\star)$ holds, and our Spectrum-Aware adjustment turns out to be the correct debiasing strategy in this setting, as the aforementioned argument explains.

Meanwhile, the degrees-of-freedom adjustment [11] yields the correction factor

$$\breve{\mathsf{adj}} = 1 - n^{-1}\operatorname{Tr}\left(\mathbf{X}\left(\mathbf{X}^\top\mathbf{X} + \lambda_2\mathbf{I}_p\right)^{-1}\mathbf{X}^\top\right) = 1 - \frac{1}{n}\sum_{i=1}^{p}\frac{d_i^2}{d_i^2+\lambda_2}.$$

Notably, $\widehat{\mathsf{adj}}$ and $\breve{\mathsf{adj}}$ may be quite different. Unlike $\widehat{\mathsf{adj}}$, $\breve{\mathsf{adj}}$ may not center the spectrum of $\mathbf{V}$, and does not yield $\mathbb{E}(\hat{\boldsymbol{\beta}}^u \mid \boldsymbol{\beta}^\star) = \boldsymbol{\beta}^\star$ in general. But, they coincide asymptotically and $\breve{\mathsf{adj}}$ would provide accurate debiasing if one assumes that the empirical distribution of $\left(d_i^2\right)_{i=1}^p$ converges weakly to the Marchenko-Pastur law (cf. Appendix A.4), a property that many design matrices do not satisfy. We provide examples of such designs in Figure 1. In contrast, $\widehat{\mathsf{adj}}$ is applicable under much broader settings as it accounts for the *actual spectrum* of $\mathbf{X}^\top\mathbf{X}$. Figure 1 shows the clear strength of our approach over degrees-of-freedom debiasing.

1.2. *Right rotationally invariant designs.* Roughly speaking, Assumption 1 lands $\mathbf{X}$ in the class of right rotationally invariant designs (Definition 2.1). Our arguments in the preceding section indicate that right rotational invariance is a more fundamental assumption for debiasing than prior Gaussian/sub-Gaussian assumptions in the literature. Since it preserves the spectral information of $\mathbf{X}^\top\mathbf{X}$, we expect methods developed under this assumption to exhibit improved robustness when applied to designs that may not satisfy the right rotational invariance property or designs observed in real data. We demonstrate this via Figure 5, where we conduct experiments with our PCR-Spectrum-Aware debiasing on designs arising from six real datasets spanning image data, financial data, socio-economic data, and so forth.

Indeed varied research communities realized the strength of such designs, as demonstrated by the recent surge of literature in this space [79, 83, 80, 24, 69, 97, 72, 6, 66, 67, 59, 68, 81, 58, 86, 31, 57, 71]. In particular, [25] established that properties of high-dimensional systems proven under such designs continue to hold for a broad class of designs (including nearly deterministic designs as observed in compressed sensing [21]) as long as they satisfy certain spectral properties. In fact, the universality class for such designs is far broader than that for Gaussians, suggesting that these may serve as a solid prototype for modeling high-dimensional phenomena arising in non-Gaussian data. Despite such exciting developments, hardly much results exist when it comes to debiasing or inference under such designs (with the exception of [78] that we discuss later). This paper develops this important theory and methodology.

Despite the generality of right rotationally invariant designs, studying these poses quite some challenges. For starters, analogs of the leave-one-out approach [62, 61, 8, 27, 93, 26, 76, 75, 18, 52] and Stein's method [74, 17, 11, 9, 10, 3], both of which form fundamental proof techniques for Gaussian designs, are non-existent or under-developed for this more general class. To mitigate this issue, we resort to an algorithmic proof strategy that the senior authors' earlier work and that of others has used in the context of Gaussian designs. To study $\hat{\boldsymbol{\beta}}^u$, we observe that it depends on the regularized estimator $\hat{\boldsymbol{\beta}}$. However, $\hat{\boldsymbol{\beta}}$ does not admit a closed-form in general, thus studying these turns out difficult. To circumvent this, we introduce a surrogate estimator that approximates $\hat{\boldsymbol{\beta}}$ in a suitable high-dimensional sense. We establish refined properties of these surrogates and use their closeness to our estimator of interest to infer properties about the latter. Prior literature has invoked this algorithmic proof strategy for Gaussian designs under the name of approximate message passing theory [22, 7, 76, 75, 96]. In case of right rotationally invariant designs, we create the surrogate estimators using vector approximate message passing (VAMP) algorithms [69] (see details in Appendix A.6 and B.1). However, unlike the Gaussian case, proving that these surrogates approximate $\hat{\boldsymbol{\beta}}$ well presents deep challenges. We overcome this via developing novel properties of VAMP algorithms that can be of independent interest to the signal processing [79], probability [83], statistical

physics [80], information and coding theory [69, 68, 86] communities that seek to study models with right rotationally invariant designs in the context of myriad other problems.

Among literature related to right rotationally invariant designs, two prior works are the most relevant for us. Of these, [38] initiated a study of the risk of $\hat{\boldsymbol{\beta}}$ under right rotationally invariant designs using the VAMP machinery. However, their characterization is partially heuristic, meaning that they assume certain critical exchange of limits is allowed and that limits of certain fundamental quantities exist. The former assumption may often not hold, and the latter is unverifiable without a proof (see Remark 5.1 for further details). As a by-product of our work on debiasing, we provide a complete rigorous characterization of the risk of regularized estimators under right rotationally invariant designs (Theorem 5.1) without these unverifiable assumptions. The second relevant work is [78] that conjectures a population level version of a debiasing formula for the Lasso using non-rigorous statistical physics tools. To be specific, they conjecture a debiasing formula that involves unknown parameters related to the underlying limiting spectral distribution of the sample covariance matrix. This formula does not provide an estimator that can be calculated from the observed data. In contrast, we develop a complete data-driven pipeline for debiasing and develop a consistent estimator for its asymptotic variance.

1.3. *De-biased Principal Component Regression (PCR).* After describing SA debiasing, we identify two common scenarios that remain challenging: (i) a small subset of eigenvectors of $\mathbf{X}^\top\mathbf{X}$ align strongly with the true signal (referred to as the alignment PCs); (ii) top few eigenvalues are significantly separated from the bulk of the spectrum (referred to as the outlier PCs). The presence of these two types of PCs breaks crucial assumptions of degrees-of-freedom and Spectrum-Aware debiasing, and has important practical implications. For instance, many real-world designs contain a latent structure where a small number of PCs dominate the rest. These dominant PCs can distort normality of the debiased estimator significantly, depending on how they align with the signal vector. Motivated by these issues, we develop the debiased Principal Component Regression, leveraging SA debiasing as a subroutine.

The classical PCR estimator, when transformed back to the original basis, exhibits a shrinkage bias [32, 35, 36, 13, 23, 54]. This bias arises from the loss of the portion of the signal that aligns with the subspace spanned by the discarded PCs. Our approach involves "re-purposing" the discarded PCs to form a new regression problem, where the new signal corresponds to the lost segment. We then form a debiased estimator for this lost segment using SA debiasing. We combine the resulting estimator ("complement PCR estimator") with the classical PCR estimator ("alignment PCR estimator") to form a debiased PCR estimator for the original signal.

This combination of PCR ideas with SA debiasing proves effective in handling scenarios (i) and (ii). As a result, one observes substantial improvement compared to prior debiasing strategies across an array of real-data designs, in addition to challenging designs that we exhibiting extremely strong covariance and heterogeneities.

Beyond addressing the two specific challenges, our work also contributes to an extensive and growing body of work on PCR [53, 45, 5, 28, 2, 43, 1, 42, 95, 46, 73, 77]. Most recent works focus on improving or characterizing the predictive performance of PCR. Although the shrinkage bias of PCR estimators is well-understood, limited prior work explores how one should remove this bias in high dimensions and the potential benefits of such debiasing in statistical inference. As far as our knowledge extends, our work provides the first approach with formal high-dimensional guarantees on debiasing the classical PCR estimator.

We organize the rest of the paper as follows. In Section 2, we introduce our assumptions and preliminaries. In Sections 3 and 4, we introduce our Spectrum-Aware and PCR-Spectrum-Aware methods with formal guarantees. In Section 5, we present our proof outline

and technical novelties. Finally in Section 6, we conclude with potential directions for future work.

2. Assumptions and Preliminaries. In this section, we introduce our assumptions and preliminaries that we require for the sequel.

2.1. *Design matrix, signal and noise.* We first formally define right-rotationally invariant designs.

DEFINITION 2.1 (Right-rotationally invariant designs). Consider the singular value decomposition $\mathbf{X} = \mathbf{Q}^\top \mathbf{D}\mathbf{O}$ where $\mathbf{Q} \in \mathbb{R}^{n\times n}$ and $\mathbf{O} \in \mathbb{R}^{p\times p}$ are orthogonal and $\mathbf{D} \neq 0 \in \mathbb{R}^{n\times p}$ is diagonal. We say a design matrix $\mathbf{X} \in \mathbb{R}^{n\times p}$ is right-rotationally invariant if $\mathbf{Q}, \mathbf{D}$ are deterministic, and $\mathbf{O}$ is uniformly distributed on the orthogonal group.

We work in a high-dimensional regime where p and $n(p)$ both diverge and $n(p)/p \to \delta \in (0, +\infty)$. Thus we consider a sequence of problem instances $\{\mathbf{y}(p), \mathbf{X}(p), \boldsymbol{\beta}^\star(p), \boldsymbol{\varepsilon}(p)\}_{p\geq 1}$ such that $\mathbf{y}(p), \boldsymbol{\varepsilon}(p) \in \mathbb{R}^{n(p)}, \mathbf{X}(p) \in \mathbb{R}^{n(p)\times p}, \boldsymbol{\beta}^\star(p) \in \mathbb{R}^p$ and $\mathbf{y}(p) = \mathbf{X}(p)\boldsymbol{\beta}^\star(p) + \boldsymbol{\varepsilon}(p)$. In the sequel, we drop the dependence on p whenever it is clear from context.

For a vector $\boldsymbol{v} \in \mathbb{R}^p$, we call its empirical distribution to be the probability distribution that puts equal mass $1/p$ to each coordinate of the vector. Some of our convergence results will be in terms of empirical distributions of sequences of random vectors. Specifically, we will use the notion of Wasserstein-2 convergence frequently so we introduce this next.

DEFINITION 2.2 (Convergence of empirical distribution under Wasserstein-2 distance). For a matrix $(\mathbf{v}_1, \ldots, \mathbf{v}_k) = (v_{i,1}, \ldots, v_{i,k})_{i=1}^n \in \mathbb{R}^{n\times k}$ and a random vector $(\mathsf{V}_1, \ldots, \mathsf{V}_k)$, we write

$$(\mathbf{v}_1, \ldots, \mathbf{v}_k) \overset{W_2}{\to} (\mathsf{V}_1, \ldots, \mathsf{V}_k)$$

to mean that the empirical distribution of the columns of $(\mathbf{v}_1, \ldots, \mathbf{v}_k)$ converge to $(\mathsf{V}_1, \ldots, \mathsf{V}_k)$ in Wasserstein-2 distance. This means that for any continuous function $f : \mathbb{R}^k \to \mathbb{R}$ satisfying

$$|f(\mathbf{v}_1, \ldots, \mathbf{v}_k)| \leq C\left(1 + \|(\mathbf{v}_1, \ldots, \mathbf{v}_k)\|^2\right) \tag{10}$$

for some $C > 0$, we have

$$\lim_{n\to\infty} \frac{1}{n}\sum_{i=1}^n f(v_{i,1}, \ldots, v_{i,k}) = \mathbb{E}\left[f(\mathsf{V}_1, \ldots, \mathsf{V}_k)\right],$$

where $\mathbb{E}\left[\|(\mathsf{V}_1, \ldots, \mathsf{V}_k)\|^2\right] < \infty$. See in Appendix A.1 for a review of the properties of the Wasserstein-2 convergence.

ASSUMPTION 2 (Measurement matrix). We assume that $\mathbf{X} \in \mathbb{R}^{n\times p}$ is right rotationally invariant (Definition 2.1) and independent of $\boldsymbol{\varepsilon}$. For the eigenvalues, we assume that as $n, p \to \infty$,

$$\mathbf{d} := \mathbf{D}^\top \mathbf{1}_{n\times 1} \overset{W_2}{\to} \mathsf{D}, \tag{11}$$

where D^2 has non-zero mean with compact support $\mathrm{supp}(\mathsf{D}^2) \subseteq [0, \infty)$. We denote $d_- := \min(x : x \in \mathrm{supp}(\mathsf{D}^2))$. Furthermore, we assume that as $p \to \infty$,

$$d_+ := \lim_{p\to\infty} \max_{i\in[p]} d_i^2 < +\infty. \tag{12}$$

REMARK 2.3. The constraint (12) states that $\mathbf{X}^\top\mathbf{X}$ has bounded operator norm. It has important practical implications. It prevents the occurrence of outlier eigenvalues, where a few prominent eigenvalues of $\mathbf{X}^\top\mathbf{X}$ deviate significantly from the main bulk of the spectrum.

We work with Assumption 2 for part of the sequel, in particular, Section 3. But later in Section 4, we relax restriction (12).

Since our debiasing procedure relies on the spectrum of $\mathbf{X}^\top\mathbf{X}$, analyzing its properties requires a thorough understanding of the properties of D (from (11)), the limit of the empirical spectral distribution of $\mathbf{X}^\top\mathbf{X}$. Often these properties can be expressed using two important quantities—the Cauchy and the R-transform. We define these next. For technical reasons, we will define these transforms corresponding to the law of $-\mathsf{D}^2$.

DEFINITION 2.4 (Cauchy- and R-transform). Under Assumption 2, let $G : (-d_-, \infty) \to (0, \infty)$ and $R : (0, G(-d_-)) \to (-\infty, 0)$ be the Cauchy- and R-transforms of the law of $-\mathsf{D}^2$, defined as

$$G(z) = \mathbb{E}\left[\frac{1}{z + \mathsf{D}^2}\right], \qquad R(z) = G^{-1}(z) - \frac{1}{z}, \tag{13}$$

where $G^{-1}(\cdot)$ is the inverse function of $G(\cdot)$. See properties and well-definedness of these in Lemma A.8. We set $G(-d_-) = \lim_{z \to -d_-} G(z)$.

We next move to discussing our assumptions on the signal.

ASSUMPTION 3 (Signal and noise). We assume throughout that $\boldsymbol{\varepsilon} \sim N(0, \mathbf{I}_p)$. We require that $\boldsymbol{\beta}^\star$ is either deterministic or independent of $\mathbf{O}, \boldsymbol{\varepsilon}$. In the former case, we assume that $\boldsymbol{\beta}^\star \overset{W_2}{\to} \mathsf{B}^\star$ where $\mathsf{B}^\star$ is a random variable with finite variance. In the latter case, we assume the same convergence holds almost surely.

REMARK 2.5. The independence condition between $\boldsymbol{\beta}^\star$ and $\mathbf{O}$, along with the condition that $\mathbf{O}$ is uniformly drawn from the orthogonal group enforces that $\boldsymbol{\beta}^\star$ cannot strongly align with a small number of these eigenvectors. Once again, we require these assumptions in Section 3 but we relax these later in Section 4.

REMARK 2.6. We believe the assumption on the noise can be relaxed in many settings. For instance, if we assume $\mathbf{Q}$ (Definition 2.1) to be uniformly distributed on the orthogonal group independent of $\mathbf{O}$ and $\boldsymbol{\beta}^\star$, one may work with the relaxed assumption that $\boldsymbol{\varepsilon} \overset{W_2}{\to} \mathsf{E}$ for any random variable E with mean 0 and variance 1. This encompasses many noise distributions beyond Gaussians. Even without such an assumption on $\mathbf{Q}$, allowing for sub-Gaussian noise distributions should be feasible invoking universality results. However, in this paper, we prefer to focus on fundamentally breaking the i.i.d. samples, Gaussian assumptions on $\mathbf{X}$ in prior works. In this light, we work with the simpler Gaussian assumption on the noise.

In the next segment, we describe the penalty functions that we work with.

2.2. *Penalty function.* As observed in the vast majority of literature on high-dimensional regularized regression, the proximal map of the penalty function plays a crucial role in understanding properties of $\hat{\boldsymbol{\beta}}$. We introduce this function next.

Let the proximal map associated to h be

$$\forall v > 0, x, y \in \mathbb{R}, \quad \mathrm{Prox}_{vh}(x) \equiv \arg\min_{y \in \mathbb{R}} \left\{ h(y) + \frac{1}{2v}(y - x)^2 \right\}.$$

ASSUMPTION 4 (Penalty function). We assume that $h : \mathbb{R} \mapsto [0, +\infty)$ is proper, closed and satisfies that for some $c_0 \geq 0, \forall x, y \in \mathbb{R}, t \in [0, 1]$,

$$h(t \cdot x + (1-t) \cdot y) \leq t \cdot h(x) + (1-t) \cdot h(y) - \frac{1}{2} c_0 \cdot t(1-t) \cdot (x-y)^2. \tag{14}$$

Here, $c_0 = 0$ is equivalent to assuming h is convex and $c_0 > 0$ to assuming h is c_0-strongly convex. Furthermore, we assume that $h(x)$ is twice continuously differentiable except for a finite set $\mathfrak{D}$ of points, and that $h''(x)$ and $\mathrm{Prox}'_{vh}(x)$ have been extended at their respective undefined points using Lemma 2.7 below.

LEMMA 2.7 (Extension at non-differentiable points). *Fix any $v > 0$. Under Assumption 4, $x \mapsto \mathrm{Prox}_{vh}(x)$ is continuously differentiable at all but a finite set $\mathcal{C}$ of points. Extending functions $x \mapsto h''(x)$ and $x \mapsto \mathrm{Prox}'_{vh}(x)$ on $\mathfrak{D}$ and $\mathcal{C}$ by $+\infty$ and 0 respectively, we have that for all $x \in \mathbb{R}$,*

$$\mathrm{Prox}'_{vh}(x) = \frac{1}{1 + vh''(\mathrm{Prox}_{vh}(x))} \in \left[0, \frac{1}{1 + vc_0}\right], \quad h''(x) \in [c_0, +\infty]. \tag{15}$$

After the extension, for any $w > 0$, $x \mapsto \frac{1}{w + h''(\mathrm{Prox}_{vh}(x))}$ is piecewise continuous with finitely many discontinuity points on which it takes value 0.

We defer the proof to Appendix A.2. We considered performing this extension since our debiasing formula involves the second derivative of $h(\cdot)$. The extension allows us to handle cases where the second derivative may not exist everywhere. As an example, we compute the extension for the elastic net penalty and demonstrate the form our debiasing formula takes on plugging in this extended version of $h(\cdot)$.

EXAMPLE 2.8 (Elastic Net penalty). Consider the elastic-net penalty

$$h(x) = \lambda_1 |x| + \frac{\lambda_2}{2} x^2, \lambda_1 \geq 0, \lambda_2 \geq 0. \tag{16}$$

This is twice continuously differentiable except at $x = 0$ (i.e. $\mathfrak{D} = \{0\}$). Fix any $v > 0$. Its $\mathrm{Prox}_{vh}(x) = \frac{1}{1+\lambda_2 v} \mathrm{ST}_{\lambda_1 v}(x)$ is continuously differentiable except at $x = \pm \lambda_1 v$. Here, $\mathrm{ST}_{\lambda v}(x) := \mathrm{sgn}(x)(|x| - \lambda v)_+$ is the soft-thresholding function. Per Lemma 2.7, the extended h'', Prox'_{vh} are

$$h''(x) = \begin{cases} +\infty, \text{ if } x = 0 \\ \lambda_2, \text{ otherwise} \end{cases}, \quad \mathrm{Prox}'_{vh}(x) = \frac{1}{1 + \lambda_2 v} \mathbb{I}(|x| > \lambda_1 v)$$

respectively, so that (15) holds for all $x \in \mathbb{R}$. Note also that for any $w > 0, x \mapsto \frac{1}{1 + wh''(\mathrm{Prox}_{vh}(x))} = \frac{1}{1+\lambda_2 w} \mathbb{I}(|x| > \lambda_1 v)$ is piecewise continuous and takes value 0 on both of its discontinuity points. It follows that our adjustment (3) can be written as

$$\frac{1}{p} \sum_{i=1}^{p} \frac{1}{\left(d_i^2 \widehat{\mathsf{adj}}^{-1} - 1\right) \left(\frac{\hat{s}}{p}\left(1 + \widehat{\mathsf{adj}}^{-1} \lambda_2\right)^{-1}\right) + 1} = 1, \tag{17}$$

where $\hat{s} = \left|\left\{j : \hat{\beta}_j \neq 0\right\}\right|$.

As a sanity check, if one sets $\lambda_2 = 0$ and solves the population version of the above equation

$$\mathbb{E} \frac{1}{\left(\mathsf{D}^2 \widehat{\mathsf{adj}}^{-1} - 1\right) \cdot \frac{\hat{s}}{p} + 1} = 1 \tag{18}$$

with D^2 drawn from the Marchenko-Pastur law, then one recovers the well-known degrees-of-freedom adjustment for the Lasso: $\widehat{\mathsf{adj}} = 1 - \hat{s}/n$.

The following assumption is analogous to [11, Assumption 3.1] for the Gaussian design: we require either h to be strongly-convex or $\mathbf{X}^\top \mathbf{X}$ to be non-singular with smallest eigenvalues bounded away from 0.

ASSUMPTION 5. Either $c_0 > 0$ or $\lim_{p\to\infty} \min_{i\in p}(d_i^2) \geq c_1$ for some constant $c_1 > 0$.

2.3. *Fixed-point equation.* Recall our discussion from Section 1.2. We study the regularized estimator $\hat{\boldsymbol{\beta}}$ by introducing a more tractable surrogate $\hat{\boldsymbol{\beta}}^t$. Later we will see that we construct this surrogate using an iterative algorithmic scheme known as a vector approximate message passing algorithm (VAMP) [69]. Thus to study the surrogate, one needs to study the VAMP algorithm carefully. It transpires that one can describe the properties of this algorithm using a system of fixed point equations in four variables. We use $\gamma_*, \eta_*, \tau_*, \tau_{**}, \in (0, +\infty)$ to denote these variables, and define the system here:

$$\frac{\gamma_*}{\eta_*} = \mathbb{E}\,\mathrm{Prox}'_{\gamma_*^{-1}h}\left(\mathsf{B}^\star + \sqrt{\tau_*}\mathsf{Z}\right) \tag{19a}$$

$$\tau_{**} = \frac{\eta_*^2}{(\eta_* - \gamma_*)^2}\left[\mathbb{E}\left(\mathrm{Prox}_{\gamma_*^{-1}h}\left(\mathsf{B}^\star + \sqrt{\tau_*}\mathsf{Z}\right) - \mathsf{B}^\star\right)^2 - \left(\frac{\gamma_*}{\eta_*}\right)^2 \tau_*\right] \tag{19b}$$

$$\gamma_* = -R\left(\eta_*^{-1}\right) \tag{19c}$$

$$\tau_* = \left(\frac{\eta_*}{\gamma_*}\right)^2 \left[\mathbb{E}\left[\frac{\mathsf{D}^2 + \tau_{**}\left(\eta_* - \gamma_*\right)^2}{\left(\mathsf{D}^2 + \eta_* - \gamma_*\right)^2}\right] - \left(\frac{\eta_* - \gamma_*}{\eta_*}\right)^2 \tau_{**}\right], \tag{19d}$$

where $\mathsf{Z} \sim N(0,1)$ is independent of $\mathsf{B}^\star$. We remind the reader that $x \mapsto \mathrm{Prox}'_{\gamma_*^{-1}h}(x)$ is well-defined on $\mathbb{R}$ by the extension described in Lemma 2.7.

The following assumption ensures that at least one solution exists.

ASSUMPTION 6 (Existence of fixed points). There exists a solution $\gamma_*, \eta_*, \tau_*, \tau_{**} \in (0, +\infty)$ such that (19) holds.

REMARK 2.9 (Existence implies uniqueness). Under Assumptions 2–5, the existence of a solution implies uniqueness, as we show in Appendix A.5.2.

The following Proposition shows that Assumption 6 holds for any Elastic Net penalties (that are not Lasso). See proof in Appendix A.5.3.

PROPOSITION 2.10 (Assumption 6 holds for Elastic Net). *Suppose that* D^2 *and* $\mathsf{B}^\star$ *are as in Assumption 2 and 3. For the Elastic Net penalty* h *defined in Example 2.8 with* $\lambda_2 > 0$*, Assumption 6 holds.*

REMARK 2.11 (Verifying Assumption 6). Proving Assumption 6 presents complications for general penalties and D^2. One therefore hopes to verify it on a case-by-case basis. For instance, when D^2 follows the Marchenko-Pastur law and h is the Lasso, [7, Proposition 1.3, 1.4] proved that (19) admits a unique solution. However, for general D^2, there no rigorous results in the literature showing that the system admits a solution. In Proposition 2.10, we take the first step and show for the first time that Assumption 6 indeed holds for the Elastic

Net for a general D^2 satisfying our assumptions. This result may be of independent interest: we anticipate that our proof can be adapted to other penalties beyond the Elastic Net; however, since our arguments require explicit expression for the proximal operator, we limit our presentation to the Elastic Net. That said, one expects this to always hold true under Assumptions 2–5 (see e.g. [37, 38]).

3. Debiasing with Spectrum-Aware adjustment. Recall that our debiasing formula involved $\widehat{\mathsf{adj}}$ obtained by solving (3). To ensure our estimator is well-defined, we thus need to establish that this equation has a unique solution. In this section, we address this issue, establish asymptotic normality of our debiased estimator (suitably centered and scaled), and present a consistent estimator for its asymptotic variance.

3.1. *Well-definedness of our debiasing formula.* To show that (3) admits a unique solution, we define the function $g_p : (0, +\infty) \mapsto \mathbb{R}$ as

$$g_p(\gamma) = \frac{1}{p}\sum_{i=1}^{p} \frac{1}{\left(d_i^2 - \gamma\right)\left(\frac{1}{p}\sum_{j=1}^{p}\frac{1}{\gamma + h''(\hat{\beta}_j)}\right) + 1}. \tag{20}$$

Here $h''(\cdot)$ refers to the extended version we defined using Lemma 2.7.

The following Proposition is restated from Proposition B.10.

PROPOSITION 3.1. *Fix $p \geq 1$ and suppose that Assumption 4 holds. Then, the function $\gamma \mapsto g_p(\gamma)$ is well-defined, strictly increasing for any $\gamma > 0$, and*

$$g_p(\gamma) = 1 \tag{21}$$

admits a unique solution in $(0, +\infty)$ if and only if there exists some $i \in [p]$ such that $h''(\hat{\beta}_i) \neq +\infty$ and one of the following holds: (i) $\left\|h''(\hat{\boldsymbol{\beta}})\right\|_0 = p$; (ii) $\mathbf{X}^\top\mathbf{X}$ is non-singular; (iii) $\|d\|_0 + \left\|h''(\hat{\boldsymbol{\beta}})\right\|_0 > p$

EXAMPLE 3.2. As a concrete example, the assumptions of Proposition 3.1 hold for the Elastic Net with $\lambda_2 > 0$.

REMARK 3.3. To find the unique solution of $g_p(\gamma) = 1$, we recommend using Newton's method initialized at $\gamma = \frac{1}{p}\sum_{i=1}^{p} d_i^2$. In rare cases where Newton's method fails to converge, we suggest using a bisection-based method, such as the Brent's method, to solve (3) on the interval $\left[0, \max_{i\in[p]} d_i^2\right]$, where convergence is guaranteed (by Jensen's inequality, the solution must be upper bounded by $\max_{i\in[p]} d_i^2$). For numerical stability, we suggest re-scaling the design matrix $\mathbf{X}$ such that average of its eigenvalues equals 1, i.e. $\mathbf{X}_{\mathsf{rescaled}} \leftarrow \left(\frac{1}{p}\sum_{i=1}^{p} d_i^2\right)^{-1/2} \cdot \mathbf{X}$.

3.2. *The procedure.* In this section, we introduce our Spectrum-Aware debiasing algorithm (Algorithm 1). We also include our methodology for constructing a consistent estimator for the asymptotic variance corresponding to this estimator (centered at the truth) as part of Algorithm 1. But to introduce these, we require some intermediate quantities that depend on the observed data and the choice of the penalty. We define these next. Later in Section 5, we will provide intuition as to why these intermediate quantities are important and how we construct the variance estimator.

Algorithm 1 Spectrum-Aware debiasing procedure

Input: Response and design $(\mathbf{y}, \mathbf{X})$ and a penalty function h
1: **Find** minimizer $\hat{\boldsymbol{\beta}}$ of (1)
2: **Compute** the eigenvalues $(d_i^2)_{i=1}^p$ of $\mathbf{X}^\top \mathbf{X}$
3: **Find** solution $\widehat{\mathsf{adj}}(\mathbf{X}, \mathbf{y}, h)$ of (21)
Output: debiased estimator

$$\hat{\boldsymbol{\beta}}^u(\mathbf{X}, \mathbf{y}, h) = \hat{\boldsymbol{\beta}} + \widehat{\mathsf{adj}}^{-1} \mathbf{X}^\top (\mathbf{y} - \mathbf{X}\hat{\boldsymbol{\beta}}) \tag{23}$$

and the associated variance estimator $\hat{\tau}_{**}(\mathbf{X}, \mathbf{y}, h)$ from (22)

DEFINITION 3.4 (Scalar statistics). Let $\widehat{\mathsf{adj}}(\mathbf{X}, \mathbf{y}, h) \in (0, +\infty)$ be the unique solution to (3). We define the following scalar statistics

$$\begin{aligned}
\hat{\eta}_*(\mathbf{X}, \mathbf{y}, h) &\leftarrow \left(\frac{1}{p} \sum_{j=1}^p \frac{1}{\widehat{\mathsf{adj}} + h''\left(\hat{\beta}_j\right)} \right)^{-1} \\
\hat{\tau}_{**}(\mathbf{X}, \mathbf{y}, h) &\leftarrow \frac{\left\| \left(\mathbf{I}_n + \frac{1}{\hat{\eta}_* - \widehat{\mathsf{adj}}} \mathbf{X}\mathbf{X}^\top \right) \left(\mathbf{y} - \mathbf{X}\hat{\boldsymbol{\beta}} \right) \right\|^2 - n}{\sum_{i=1}^p d_i^2} \\
\hat{\tau}_*(\mathbf{X}, \mathbf{y}, h) &\leftarrow \frac{1}{p} \sum_{i=1}^p \frac{\hat{\eta}_*^2 d_i^2 + \left(d_i^2 - \widehat{\mathsf{adj}} + 2\hat{\eta}_* \right) \left(\widehat{\mathsf{adj}} - d_i^2 \right) \left(\hat{\eta}_* - \widehat{\mathsf{adj}} \right)^2 \hat{\tau}_{**}}{\left(d_i^2 - \widehat{\mathsf{adj}} + \hat{\eta}_* \right)^2 \left(\widehat{\mathsf{adj}} \right)^2}
\end{aligned} \tag{22}$$

Note that the quantities in (22) are well-defined for any p (i.e. no zero-valued denominators) if there exists some $i \in [p]$ such that $h''(\hat{\beta}_i) \neq +\infty$ and there exists some $j \in [p]$ such that $h''(\hat{\beta}_j) \neq 0$. Going forward, we suppress the dependence on $\mathbf{X}, \mathbf{y}, h$ for convenience.

We state the Spectrum-Aware debiasing procedure in Algorithm 1. On a first look, the definitions (22) might appear opaque. However, we construct them from crucial algorithmic insights that we will explain later in Section 5.

3.3. *Asymptotic normality.* Theorem 3.1 below states that the empirical distribution of $(\hat{\tau}_*^{-1/2}(\hat{\beta}_i^u - \beta_i^\star))_{i=1}^p$ converges to a standard Gaussian.

THEOREM 3.1 (Asymptotic normality of $\hat{\boldsymbol{\beta}}^u$). *Suppose that Assumption 2—6 hold. Then, we have that almost surely as $p \to \infty$,*

$$\hat{\tau}_*^{-1/2}(\hat{\boldsymbol{\beta}}^u - \boldsymbol{\beta}^\star) \overset{W_2}{\to} N(0, 1).$$

We illustrate Theorem 3.1 in Figure 1 under five different right rotationally-invariant designs (cf. Remark F.2) with non-trivial correlation structures, and compare with DF debiasing with $\mathbf{M} = I_p$. The corresponding QQ-plot can be found in Figure 8. We observe that our method outperforms DF debiasing by a margin.

We next turn to developing a different result that characterizes asymptotic behavior of finite-dimensional marginals of the regression coefficient vector. Corollary 3.6 below establishes this under an additional exchangeability assumption on the regression vector coordinates. To state the corollary, we recall to readers the standard definition of exchangeability for a sequence of random variables.

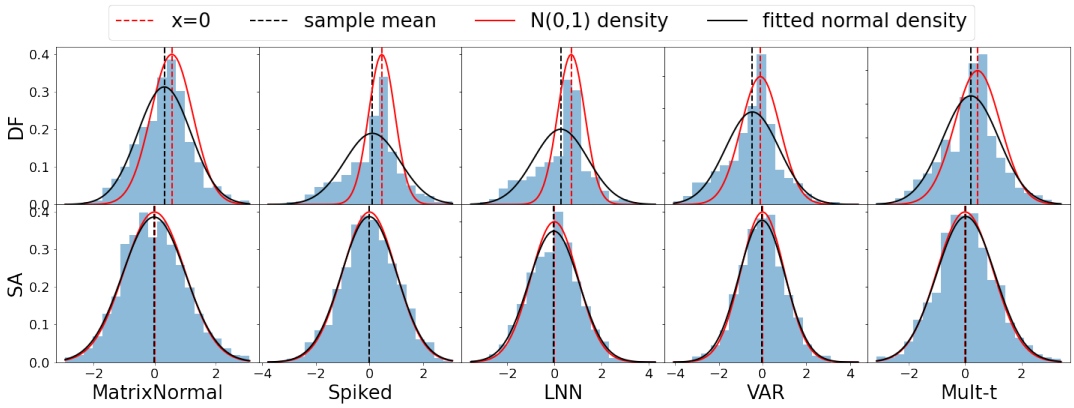

FIG 2. *Histograms of* $\frac{\hat{\beta}_1 - \beta_1^\star}{\sqrt{\hat{\tau}_*}}$ *across from 1000 Monte-Carlo trials using DF and SA debiasing. The setting is identical to Figure 1 except that here we set* $n = 100, p = 200$ *for computational tractability.*

DEFINITION 3.5 (Exchangeability). We call a sequence of random variables $(\mathsf{V}_i)_{i=1}^p$ exchangeable if for any permutation π of the indices $1, ..., p$, the joint distribution of the permuted sequence $\left(\mathsf{V}_{\pi(i)}\right)_{i=1}^p$ is the same as the original sequence.

Corollary 3.6 below is a consequence of Theorem 3.1. We defer its proof to Appendix C.2.

COROLLARY 3.6. *Fix any finite index set* $\mathcal{I} \subset [p]$. *Suppose that Assumption 2—6 hold, and* $(\boldsymbol{\beta}^\star)_{j=1}^p$ *is exchangeable independent of* $\mathbf{X}, \boldsymbol{\varepsilon}$. *Then as* $p \to \infty$, *we have*

$$\frac{\hat{\boldsymbol{\beta}}^u_{\mathcal{I}} - \boldsymbol{\beta}^\star_{\mathcal{I}}}{\sqrt{\hat{\tau}_*}} \Rightarrow N(0, \mathbf{I}_{|\mathcal{I}|}) \tag{24}$$

where $\Rightarrow$ *denotes weak convergence.*

Figure 2 shows an illustration for this result focusing on $\mathcal{I} = \{1\}$. Observe that we once again outperform degrees-of-freedom debiasing. Corollary 3.6 is naturally useful for constructing confidence intervals for finite-dimensional marginals of the regression vector with associated false coverage proportion guarantees. We discuss this in the next section in detail.

3.4. *Inference.* In this section, we discuss applications of our Spectrum-Aware debiasing approach to hypothesis testing and construction of confidence intervals. Consider the null hypotheses $H_{i,0} : \beta_i^\star = 0$ for all $i \in [p]$. We define p-values P_i and decision rule T_i ($T_i = 1$ means rejecting $H_{0,i}$) for the test $H_{0,i}$ based on the definitions

$$P_i\left(\hat{\beta}_i^u, \hat{\tau}_*\right) = 2\left(1 - \Phi\left(\left|\frac{\hat{\beta}_i^u}{\sqrt{\hat{\tau}_*}}\right|\right)\right), \quad T_i(\hat{\beta}_i^u, \hat{\tau}_*) = \begin{cases} 1, & \text{if } P_i\left(\hat{\beta}_i^u, \hat{\tau}_*\right) \le \alpha \\ 0, & \text{if } P_i\left(\hat{\beta}_i^u, \hat{\tau}_*\right) > \alpha \end{cases}, \tag{25}$$

where Φ denotes the standard Gaussian CDF and $\alpha \in [0, 1]$ is the significance level. We define the false positive rate (FPR) and true positive rate (TPR) below

$$\mathsf{FPR}(p) := \frac{\sum_{j=1}^p \mathbb{I}\left(P_j \le \alpha, \beta_j^\star = 0\right)}{\sum_{j=1}^p \mathbb{I}\left(\beta_j^\star = 0\right)}, \quad \mathsf{TPR}(p) := \frac{\sum_{j=1}^p \mathbb{I}\left(P_j \le \alpha, \left|\beta_j^\star\right| > 0\right)}{\sum_{j=1}^p \mathbb{I}\left(\beta_j^\star > 0\right)}$$

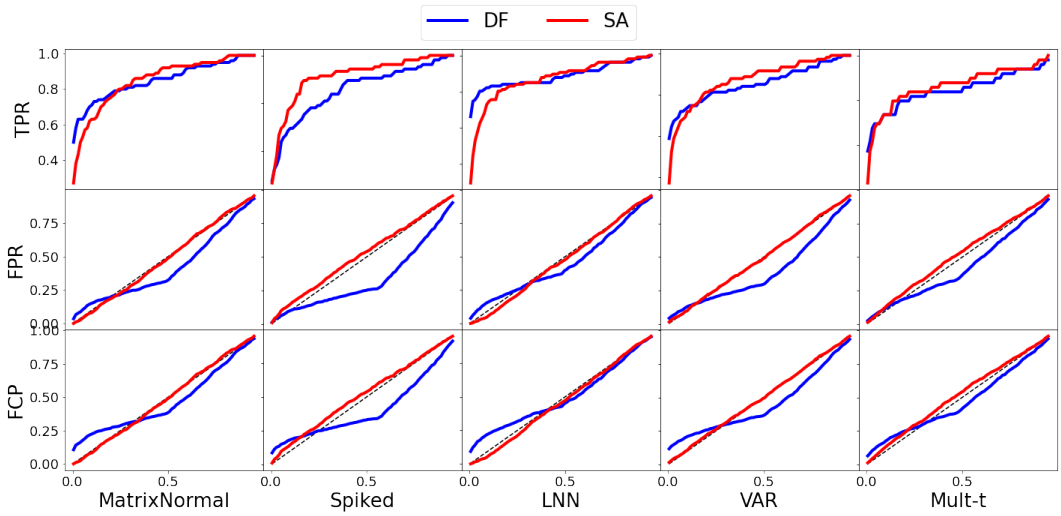

FIG 3. *The above plots the TPR and FPR of the hypothesis testing procedure defined in* (25) *with significance level* α *and FCP of the constructed confidence intervals* (26) *with* $b = \Phi^{-1}(1-\alpha/2), a = \Phi^{-1}(\alpha/2)$ *as* α *on the x-axis varies from* 0 *to* 1*, for both degrees-of-freedom (*DF*, blue) adjustment and Spectrum-Aware (*SA*, red) adjustment. The setting here is the same as in Figure 1.*

when their respective denominators are non-zero. Fix $\alpha \in [0,1]$. We can construct confidence intervals

$$\mathsf{CI}_i(\hat{\beta}_i^u, \hat{\tau}_*) = \left(\hat{\beta}_i^u + a\sqrt{\hat{\tau}_*}, \hat{\beta}_i^u + b\sqrt{\hat{\tau}_*}\right), \qquad \forall i \in [p] \tag{26}$$

for any $a, b \in \mathbb{R}$ such that $\Phi(b) - \Phi(a) = 1 - \alpha$. One can define the associated false coverage proportion (FCP)

$$\mathsf{FCP}(p) := \frac{1}{p}\sum_{i=1}^{p} \mathbb{I}\left(\beta_i^\star \notin \mathsf{CI}_i\right).$$

for any $p \geq 1$. Theorem 3.1 directly yield guarantees on the FPR, TPR and FCP as shown in Corollary 3.7 below. We defer the proof to Appendix C.1.

COROLLARY 3.7. *Suppose that Assumption 2—6 hold. We have the following.*

(a) *Suppose that* $\mathbb{P}(\mathsf{B}^\star = 0) > 0$ *and there exists some* $\mu_0 \in (0, +\infty)$ *such that*

$$\mathbb{P}\left(|\mathsf{B}^\star| \in (\mu_0, +\infty) \cup \{0\}\right) = 1.$$

Then for any fixed i *such that* $\beta_i^\star = 0$*, we have* $\lim_{p\to\infty} \mathbb{P}(T_i = 1) = \alpha$*. and the false positive rate satisfies that almost surely* $\lim_{p\to\infty} \mathsf{FPR}(p) = \alpha$*. Refer also to Remark C.1 for the exact asymptotic limit of TPR.*

(b *The false coverage proportion satisfies that almost surely* $\lim_{p\to\infty} \mathsf{FCP}(p) = \alpha$.

We demonstrate Corollary 3.7 in Figure 3. We note that the FPR and FCP values obtained from DF debiasing diverge from the intended α values, showing a clear misalignment with the 45-degree line. In contrast, the Spectrum-Aware debiasing method aligns rather well with the specified α values, and this occur without much compromise on the TPR level.

4. De-biased PCR using Spectrum-Aware debiasing.

4.1. *Challenges of alignment and outlier eigenvalues.* We revisit our discussion in Section 1.1 on debiasing the ridge regression. Recall that we chose $\widehat{\mathsf{adj}}$ to center the spectrum of $\mathbf{V}$ below at 1:

$$\mathbb{E}[\hat{\boldsymbol{\beta}}^u \mid \mathbf{X}, \boldsymbol{\beta}^\star] = \underbrace{\left[\left(1 + \frac{\lambda_2}{\widehat{\mathsf{adj}}}\right) \sum_{i=1}^{p} \left(\frac{d_i^2}{d_i^2 + \lambda_2}\right) \mathbf{o}_i \mathbf{o}_i^\top\right]}_{=:\mathbf{V}} \boldsymbol{\beta}^\star, \tag{27}$$

where d_i^2 and $\mathbf{o}_i$ denote, respectively, the eigenvalues and eigenvectors of $\mathbf{X}^\top \mathbf{X}$. Our motivation was the fact that with this choice of $\widehat{\mathsf{adj}}$,

$$\mathbf{V} \approx \mathbf{I}_p + \mathsf{unbiased\ component}, \tag{28}$$

and $\hat{\boldsymbol{\beta}}^u$ would be centered around $\boldsymbol{\beta}^\star$. However, a simple calculation reveals a potential issue with this approach: if $\boldsymbol{\beta}^\star$ perfectly aligns with the top eigenvector $\mathbf{o}_1$, we would obtain

$$\mathbb{E}[\hat{\boldsymbol{\beta}}^u \mid \mathbf{X}, \boldsymbol{\beta}^\star] = \left(\frac{1}{p} \sum_{i=1}^{p} \frac{d_i^2}{d_i^2 + \lambda_2}\right)^{-1} \frac{d_1^2}{d_1^2 + \lambda_2} \boldsymbol{\beta}^\star.$$

Now this incurs an inflation bias since $\frac{d_1^2}{d_1^2+\lambda_2} > \frac{1}{p}\sum_{i=1}^{p} \frac{d_i^2}{d_i^2+\lambda_2}$. One can generalize this to alignment of $\boldsymbol{\beta}^\star$ with any small subset $\mathcal{J}_1$ of $[p]$, where the bias could be inflation or shrinkage depending on the set of eigenvectors $\boldsymbol{\beta}^\star$ aligns to. We refer to this as the *alignment issue*. Formally, such alignment violates the independence assumption between $\boldsymbol{\beta}^\star$ and $\mathbf{X}$ that we had required earlier in Assumption 3 (cf. Remark 2.5).

Another common issue arises: often the top few eigenvalues of $\mathbf{X}^\top \mathbf{X}$, indexed by $\mathcal{J}_2 := \{1, ..., J_2\}$, are significantly separated from the bulk of the spectrum. In this case, after centering the spectrum of $\mathbf{V}$, the variance of the $\mathsf{unbiased\ component}$ of V in (28) will be large, thus making the debiasing procedure unstable. We refer to these eigenvalues as *outlier eigenvalues*. Formally, the existence of such eigenvalues violates (12) in Assumption 2 (cf. Remark 2.3).

We formalize both these issues by relaxing Assumptions 2 and 3 to Assumption 7 below. To this end, denote $\mathcal{N} := \left\{i \in [p] : d_i^2 > 0\right\}, N := |\mathcal{N}|$. We let $\mathcal{J}$ be a user-chosen, finite index set

$$\mathcal{J} \subseteq \mathcal{N} \tag{29}$$

that contains $\mathcal{J}_1 \cup \mathcal{J}_2$ as subset (See Remark 4.2). We denote its size as $J := |\mathcal{J}|$.

ASSUMPTION 7. We assume that $\mathcal{J}$ defined in (29) is of finite size[2] and for some real-valued vectors $\boldsymbol{\upsilon}^\star \in \mathbb{R}^J, \boldsymbol{\zeta}^\star \in \mathbb{R}^p$,

$$\boldsymbol{\beta}^\star = \boldsymbol{\beta}^\star_{\mathsf{al}} + \boldsymbol{\zeta}^\star, \qquad \boldsymbol{\beta}^\star_{\mathsf{al}} = \sum_{i=1}^{J} \upsilon_i^\star \cdot \mathbf{o}_{\mathcal{J}(i)}. \tag{30}$$

where we used $\mathcal{J}(i)$ to denote the i-th index in $\mathcal{J}$. Both $\boldsymbol{\upsilon}^\star$ and $\boldsymbol{\zeta}^\star$ are unknown, and they can be either deterministic or random independent of $\mathbf{O}, \boldsymbol{\varepsilon}$. If $\boldsymbol{\zeta}^\star$ is deterministic, we assume that $\boldsymbol{\zeta}^\star \xrightarrow{W_2} \mathsf{C}^\star$ as $n, p \to \infty$, where $\mathsf{C}^\star$ is a random variable with finite variance. If $\boldsymbol{\zeta}^\star$ is random, we assume the same convergence holds almost surely. Furthermore, we assume that Assumption 2 holds except that, instead of (12), we only require

$$\lim_{p \to \infty} \max_{i \in [p] \setminus \mathcal{J}} d_i^2 < +\infty. \tag{31}$$

[2]Finite size means that J_1 does not grow with n, p

Note that when $\mathcal{J} = \emptyset$, Assumption 7 reduces to Assumptions 2 and 3 precisely.

REMARK 4.1. Assumption 7 does not impose any constraints on $\boldsymbol{\upsilon}^\star \in \mathbb{R}^J$. For example, it is permitted that $\boldsymbol{\upsilon}^\star = 0$ or that $p^{-1}\|\boldsymbol{\upsilon}^\star\|^2$ diverges as $p \to \infty$. Note that Assumption 7 also permits $\boldsymbol{\zeta}^\star = 0$ but $p^{-1}\|\boldsymbol{\zeta}^\star\|^2$ cannot diverge.

REMARK 4.2. $\mathcal{J}$ needs to be a finite index set that contains both $\mathcal{J}_1$ (as in (29)) and $\mathcal{J}_2$ (as in (31)) as subsets. The index set $\mathcal{J}_2$ can be determined by observing the spectrum of $\mathbf{X}^\top\mathbf{X}$. $\mathcal{J}_1$ is generally not observed and requires prior information. However, we remark that eigenvectors indexed by $\mathcal{J}_1 \cap \mathcal{J}_2$ tend to distort the debiasing procedure most severely. So often just including $\mathcal{J}_2$ in $\mathcal{J}$ can significantly improve inference.

Under Assumption 7, we develop a debiasing approach that recovers both components of $\boldsymbol{\beta}^\star$ from (30). Since we utilize ideas from principal components regression, we first describe the classical PCR algorithm. As the reader will soon discover, our debiasing approach also produces a debiased version of this classical PCR estimator and thereby we contribute independently to the PCR literature.

4.2. *The PCR algorithms.*

4.2.1. *Classical PCR.* Algorithm 1 below describes the classical principal component regression procedure with respect to principal components indexed by $\mathcal{K}$. It will be used as a sub-routine in the algorithms we present in the sequel.

ALGORITHM 1 (Classical PCR). Given input $(\mathbf{X}, \mathbf{y})$ and a user-chosen size-K index set $\mathcal{K}$ satisfying

$$\mathcal{K} \subset \mathcal{N} := \left\{ i \in [p] : d_i^2 > 0 \right\}, \tag{32}$$

the PCR procedure computes the singular value decomposition $\mathbf{X} = \mathbf{Q}^\top \mathbf{D}\mathbf{O}$[3] and outputs.

$$\hat{\boldsymbol{\theta}}_{\mathsf{pcr}}(\mathcal{K}) = \left(\boldsymbol{W}_{\mathcal{K}}^\top \boldsymbol{W}_{\mathcal{K}} \right)^{-1} \boldsymbol{W}_{\mathcal{K}}^\top \mathbf{y} \in \mathbb{R}^K, \tag{33}$$

where $\boldsymbol{W}_{\mathcal{K}} := \mathbf{X}\mathbf{O}_{\mathcal{K}}^\top \in \mathbb{R}^{n \times K}$ denotes the basis-transformed design matrix with orthogonal columns and $\mathbf{O}_{\mathcal{K}} \in \mathbb{R}^{K \times p}$ denotes the rows of $\mathbf{O}$ indexed by $\mathcal{K}$.

4.2.2. *Alignment PCR.* In this section, we introduce a procedure to recover $\boldsymbol{\beta}_{\mathsf{al}}^\star$, the component of $\boldsymbol{\beta}^\star$ that aligns with the $\mathcal{J}_1$-indexed PCs.

ALGORITHM 2 (Alignment PCR). Given input $(\mathbf{X}, \mathbf{y})$ and $\mathcal{J}$ defined in (29), the alignment PCR procedure runs Algorithm 1 with $\mathcal{K} \leftarrow \mathcal{J}$ and obtains $\hat{\boldsymbol{\theta}}_{\mathsf{pcr}}(\mathcal{J})$. It then outputs the alignment PCR estimator

$$\hat{\boldsymbol{\beta}}_{\mathsf{al}}(\mathcal{J}) := \mathbf{O}_{\mathcal{J}}^\top \hat{\boldsymbol{\theta}}_{\mathsf{pcr}}(\mathcal{J}) \in \mathbb{R}^p, \tag{34}$$

where $\mathbf{O}_{\mathcal{J}}$ consists of rows of $\mathbf{O}$ indexed by $\mathcal{J}$.

It is easy to show that $\hat{\boldsymbol{\beta}}_{\mathsf{al}}(\mathcal{J})$ is a consistent estimator of $\boldsymbol{\beta}_{\mathsf{al}}^\star$ (we formalize this in Theorem 4.1, (a)). Left multiplication of $\mathbf{O}_{\mathcal{J}}^\top$ to $\hat{\boldsymbol{\theta}}_{\mathsf{pcr}}$ in (34) is interpreted as transforming $\hat{\boldsymbol{\theta}}_{\mathsf{pcr}}$ back to the standard basis. However, the resulting estimator $\hat{\boldsymbol{\beta}}_{\mathsf{al}}$ incurs a shrinkage bias since it only recovers $\boldsymbol{\beta}_{\mathsf{al}}^\star$ portion of the signal (see Theorem 4.1, (a)). Our discussions so far is standard in current PCR pipelines. However, to obtain asymptotically unbiased estimators for the entire signal $\boldsymbol{\beta}^\star$, more work is required and in particular, debiasing this classical PCR estimator is critical. We achieve this below.

[3] In practice, one would choose $\mathcal{K}$ after the SVD. Note also that $\mathbf{Q} \in \mathbb{R}^{n \times n}$, $\mathbf{O} \in \mathbb{R}^{p \times p}$ and $\mathbf{D} \in \mathbb{R}^{n \times p}$.

4.2.3. *Complement PCR.* In the last section, we developed $\hat{\boldsymbol{\beta}}_{\mathsf{al}}(\mathcal{J})$ to estimate the alignment component $\boldsymbol{\beta}^\star_{\mathsf{al}}$. We now leverage our Spectrum-Aware debiasing theory to devise a modified PCR procedure that we call the *complement PCR*, to estimate the remaining component $\boldsymbol{\zeta}^\star$. Let us denote

$$\bar{\mathcal{J}} := \mathcal{N} \setminus \mathcal{J} \equiv \{i \in [p] : d_i^2 > 0, i \notin \mathcal{J}\}. \tag{35}$$

Note that $\bar{\mathcal{J}}$ indexes all PCs that are not used in $\hat{\boldsymbol{\beta}}_{\mathsf{al}}(\mathcal{J})$. The complement PCR procedure is described below.

ALGORITHM 3 (Complement PCR). Given $(\mathbf{X}, \mathbf{y})$, a penalty function h and $\bar{\mathcal{J}}$ from (35), the complement PCR runs Algorithm 1 with $\mathcal{K} \leftarrow \bar{\mathcal{J}}$ and obtains $\hat{\boldsymbol{\theta}}_{\mathsf{pcr}}(\bar{\mathcal{J}})$. It then constructs the new data

$$\mathbf{y}_{\mathsf{new}} \leftarrow \left(\mathbf{D}_{\bar{\mathcal{J}}}^\top \mathbf{D}_{\bar{\mathcal{J}}}\right)^{1/2} \hat{\boldsymbol{\theta}}_{\mathsf{pcr}}(\bar{\mathcal{J}}) \in \mathbb{R}^{N-J}, \quad \mathbf{X}_{\mathsf{new}} \leftarrow \left(\mathbf{D}_{\bar{\mathcal{J}}}^\top \mathbf{D}_{\bar{\mathcal{J}}}\right)^{1/2} \mathbf{O}_{\bar{\mathcal{J}}} \in \mathbb{R}^{(N-J)\times p} \tag{36}$$

where $\mathbf{D}_{\bar{\mathcal{J}}} \in \mathbb{R}^{n\times(N-J)}$ consists of columns of $\mathbf{D}$ indexed by $\bar{\mathcal{J}}$ and $\mathbf{O}_{\bar{\mathcal{J}}} \in \mathbb{R}^{(N-J)\times p}$ consists of rows of $\mathbf{O}$ indexed by $\bar{\mathcal{J}}$. It then run Spectrum-Aware debiasing procedure in Algorithm 1 with respect to the new data and outputs the complement PCR estimator

$$\hat{\boldsymbol{\beta}}_{\mathsf{co}}(\bar{\mathcal{J}}) \leftarrow \hat{\boldsymbol{\beta}}^u(\mathbf{X}_{\mathsf{new}}, \mathbf{y}_{\mathsf{new}}, h)$$

and the associated variance estimator $\hat{\tau}_* \leftarrow \hat{\tau}_*(\mathbf{X}_{\mathsf{new}}, \mathbf{y}_{\mathsf{new}}, h)$.

We establish the asymptotic behavior of $\hat{\boldsymbol{\beta}}_{\mathsf{co}}(\bar{\mathcal{J}})$ in Theorem 4.1, (b). In particular, $\hat{\boldsymbol{\beta}}_{\mathsf{co}}(\bar{\mathcal{J}})$ is a debiased estimator of $\boldsymbol{\zeta}^\star$ in a suitable asymptotic sense.

4.2.4. *Debiased PCR.* In the last two sections, we developed the alignment PCR procedure to estimate $\boldsymbol{\beta}^\star_{\mathsf{al}}$ and the complement PCR procedure to estimate $\boldsymbol{\zeta}^\star$. It is then natural to combine them to form a debiased estimator for $\boldsymbol{\beta}^\star$.

ALGORITHM 4 (Debiased PCR). Given input $(\mathbf{X}, \mathbf{y})$, penalty function h, $\mathcal{J}$ in (29), the debiased PCR runs Algorithm 2 to obtain $\hat{\boldsymbol{\theta}}_{\mathsf{pcr}}(\mathcal{J})$ and $\hat{\boldsymbol{\beta}}_{\mathsf{al}}(\mathcal{J})$. It then runs Algorithm 3 to obtain $\hat{\boldsymbol{\beta}}_{\mathsf{co}}(\bar{\mathcal{J}})$ and variance estimator $\hat{\tau}_*$. The procedure then outputs the debiased PCR estimator

$$\hat{\boldsymbol{\beta}}^u_{\mathsf{pcr}} \leftarrow \hat{\boldsymbol{\beta}}_{\mathsf{al}}(\mathcal{J}) + \hat{\boldsymbol{\beta}}_{\mathsf{co}}(\bar{\mathcal{J}}) \tag{37}$$

along with $\hat{\tau}_*$. We summarize the entire procedure in Algorithm 2 for clarity.

4.3. *Asymptotic normality.* We now state the asymptotic properties of the debiased PCR procedure. The proof of the theorem below is deferred to Appendix D.

THEOREM 4.1. *Suppose Assumptions 4—7 hold. Then, we have the following statements.*

(a) **Alignment PCR.** *Let* $\hat{\omega} := p^{-1}\left\|\hat{\boldsymbol{\beta}}_{\mathsf{co}}\right\|^2 - \hat{\tau}_*$. *Almost surely as* $p \to \infty$,

$$\frac{1}{p}\left\|\hat{\boldsymbol{\beta}}_{\mathsf{al}}(\mathcal{J}) - \boldsymbol{\beta}^\star_{\mathsf{al}}\right\|^2 \to 0, \quad \left(\mathbf{D}_{\mathcal{J}}^\top \mathbf{D}_{\mathcal{J}} + \hat{\omega}\cdot \mathbf{I}_J\right)^{-1/2}\left(\hat{\boldsymbol{\theta}}_{\mathsf{pcr}}(\mathcal{J}) - \boldsymbol{\upsilon}^\star\right) \Rightarrow N(\mathbf{0}, \mathbf{I}_J) \tag{39}$$

where $\mathbf{D}_{\mathcal{J}} \in \mathbb{R}^{n\times J}$ *consists of columns of* $\mathbf{D}$ *indexed by* $\mathcal{J}$.

Algorithm 2 PCR-Spectrum-Aware debiasing

Input: Response and design $(\mathbf{y}, \mathbf{X})$, a penalty function h and an index set of PCs $\mathcal{J} \subset \mathcal{N}$ (see (29)).

1: **Conduct** eigen-decomposition: $\mathbf{X}^\top \mathbf{X} = \mathbf{O}^\top \mathbf{D}^\top \mathbf{D} \mathbf{O}$ and let $\mathbf{O}_{\mathcal{J}}, \mathbf{O}_{\bar{\mathcal{J}}}$ be PCs indexed by $\mathcal{J}$ and $\bar{\mathcal{J}} = \mathcal{N} \setminus \mathcal{J}$ respectively.

2: **Compute** alignment PCR estimator

$$\hat{\boldsymbol{\beta}}_{\mathsf{al}} \leftarrow \mathbf{O}_{\mathcal{J}}^\top \left(\boldsymbol{W}_{\mathcal{J}}^\top \boldsymbol{W}_{\mathcal{J}} \right)^{-1} \boldsymbol{W}_{\mathcal{J}}^\top \mathbf{y}$$

where $\boldsymbol{W}_{\mathcal{J}} := \mathbf{X}\mathbf{O}_{\mathcal{J}}^\top$.

3: **Construct** new data

$$\mathbf{y}_{\mathsf{new}} \leftarrow \left(\mathbf{D}_{\bar{\mathcal{J}}}^\top \mathbf{D}_{\bar{\mathcal{J}}} \right)^{1/2} \left(\boldsymbol{W}_{\bar{\mathcal{J}}}^\top \boldsymbol{W}_{\bar{\mathcal{J}}} \right)^{-1} \boldsymbol{W}_{\bar{\mathcal{J}}}^\top \mathbf{y}, \quad \mathbf{X}_{\mathsf{new}} \leftarrow \left(\mathbf{D}_{\bar{\mathcal{J}}}^\top \mathbf{D}_{\bar{\mathcal{J}}} \right)^{1/2} \mathbf{O}_{\bar{\mathcal{J}}}$$

where $\boldsymbol{W}_{\bar{\mathcal{J}}} = \mathbf{X}\mathbf{O}_{\bar{\mathcal{J}}}^\top$ and $\mathbf{D}_{\bar{\mathcal{J}}}$ consists of columns of $\mathbf{D}$ indexed by $\bar{\mathcal{J}}$.

4: **Find** minimizer $\hat{\boldsymbol{\beta}}$ of $\mathcal{L}(\cdot\,; \mathbf{X}_{\mathsf{new}}, \mathbf{y}_{\mathsf{new}})$ for $\mathcal{L}$ defined in (1)

5: **Compute** the eigenvalues $(d_i^2)_{i=1}^p$ of $\mathbf{X}_{\mathsf{new}}^\top \mathbf{X}_{\mathsf{new}}$

6: **Find** solution $\widehat{\mathsf{adj}}(\mathbf{X}_{\mathsf{new}}, \mathbf{y}_{\mathsf{new}}, h)$ of (21) and compute complement PCR estimator

$$\hat{\boldsymbol{\beta}}_{\mathsf{co}} \leftarrow \hat{\boldsymbol{\beta}} + \widehat{\mathsf{adj}}^{-1} \mathbf{X}_{\mathsf{new}}^\top (\mathbf{y}_{\mathsf{new}} - \mathbf{X}_{\mathsf{new}} \hat{\boldsymbol{\beta}}) \tag{38}$$

and $\hat{\tau}_*(\mathbf{X}_{\mathsf{new}}, \mathbf{y}_{\mathsf{new}}, h)$ from (22)

Output: PCR-Spectrum-Awaure estimator

$$\hat{\boldsymbol{\beta}}_{\mathsf{pcr}}^u \leftarrow \hat{\boldsymbol{\beta}}_{\mathsf{al}} + \hat{\boldsymbol{\beta}}_{\mathsf{co}}$$

and the associated variance estimator $\hat{\tau}_* \leftarrow \hat{\tau}_*(\mathbf{X}_{\mathsf{new}}, \mathbf{y}_{\mathsf{new}}, h)$.

(b) **Complement PCR.** *Almost surely as $p \to \infty$,*

$$\hat{\tau}_*^{-1/2} \left(\hat{\boldsymbol{\beta}}_{\mathsf{co}} - \boldsymbol{\zeta}^\star \right) \overset{W_2}{\to} N(0, 1). \tag{40}$$

(c) **Debiased PCR.** *Almost surely as $p \to \infty$,*

$$\hat{\tau}_*^{-1/2} \left(\hat{\boldsymbol{\beta}}_{\mathsf{pcr}}^u - \boldsymbol{\beta}^\star \right) \overset{W_2}{\to} N(0, 1) \tag{41}$$

The proof of Corollary 4.3 below is deferred to Appendix D.

COROLLARY 4.3. *Suppose Assumptions 4—7 hold. If $\left(\zeta_j^\star\right)_{j=1}^p$ are exchangeable as in Definition 3.5, then for any fixed, finite index set $\mathcal{I} \subset [p]$, we have that almost surely as $p \to \infty$,*

$$\begin{aligned} &\hat{\boldsymbol{\beta}}_{\mathsf{al},\mathcal{I}}(\mathcal{J}) \to \boldsymbol{\beta}_{\mathsf{al},\mathcal{I}}^\star, \quad , \hat{\tau}_*^{-1/2} \left(\hat{\boldsymbol{\beta}}_{\mathsf{co},\mathcal{I}}(\bar{\mathcal{J}}) - \boldsymbol{\zeta}_{\mathcal{I}}^\star \right) \Rightarrow N(\mathbf{0}, \mathbf{I}_{|\mathcal{I}|}) \\ &\hat{\tau}_*^{-1/2} \left(\hat{\boldsymbol{\beta}}_{\mathsf{pcr},\mathcal{I}}^u - \boldsymbol{\beta}_{\mathcal{I}}^\star \right) \Rightarrow N\left(\mathbf{0}, \mathbf{I}_{|\mathcal{I}|}\right). \end{aligned} \tag{42}$$

We test our claim (41) under two sets of design matrices. The first set, presented in Figure 4 (see associated QQ plot in Figure 9), represents more challenging variants of the designs showcased in Figure 1. These designs contain heightened levels of correlation, heterogeneity, or a combination of both (see Remark F.3 for a detailed comparison). Furthermore, they contain outlier eigenvalues and we construct these experiments so that $\boldsymbol{\beta}^\star$ aligns with the top eigenvectors. The second set of design matrices, presented in Figure 5 (associated QQ plot in Figure 10), presents debiasing results for designs taken from real-data from five different domains—audio features, genetic data, image data, financial returns, and socio-economic data.

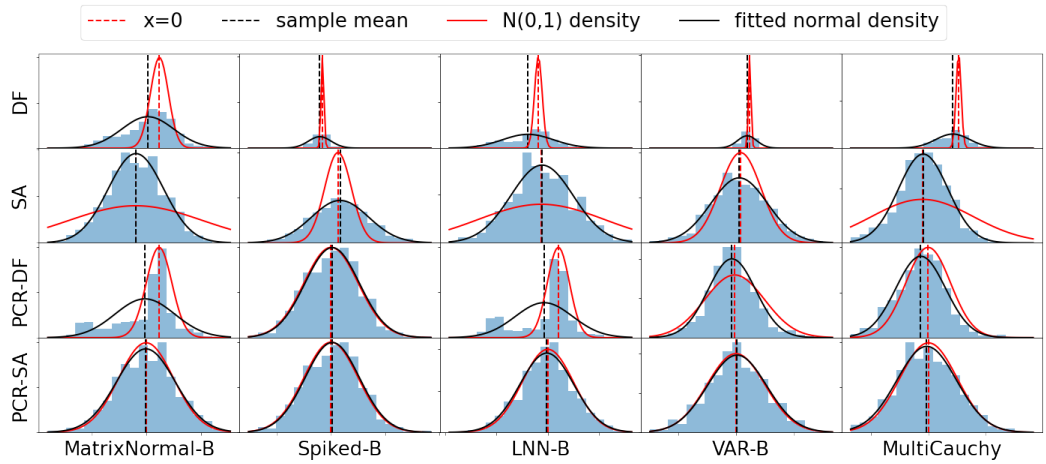

FIG 4. *The setting is similar to Figure 1 except for specific changes to the design distribution parameters that give rise to more challenging scenarios than Figure 1. Row 1—4 corresponds to: (i) DF: DF debiasing, (ii) SA: SA debiasing, (iii): PCR-DF: debiased PCR with DF debiasing in the Complement PCR step in place of SA-debiasing, and (iv) PCR-SA: de-biased PCR defined in Algorithm 2. Column 1—5 corresponds to five different right rotationally invariant designs: (i)* MatrixNormal-B*:* $\mathbf{X} \sim N(0, \mathbf{\Sigma}^{(\mathrm{col})} \otimes \mathbf{\Sigma}^{(\mathrm{row})})$ *where* $\mathbf{\Sigma}^{(\mathrm{col})}_{ij} = 0.9^{|i-j|}, \forall i, j \in [n]$ *and* $\mathbf{\Sigma}^{(\mathrm{row})} \sim \mathsf{InverseWishart}(\mathbf{I}_p, 1.002 \cdot p)$ *(see Remark F.1 for notation); (ii)* Spiked-B*:* $\mathbf{X} = \mathbf{V}\mathbf{R}\mathbf{W}^\top + n^{-1}N(0, \mathbf{I}_\mathrm{n} \otimes \mathbf{I}_\mathrm{p})$ *where* $\mathbf{V}, \mathbf{W}$ *are drawn randomly from Haar matrices of dimensions* n, p *respectively with 3 columns retained, and* $\mathbf{R} = \mathrm{diag}(500, 250, 50)$*; (iii)* LNN-B*:* $\mathbf{X} = \mathbf{X}_1^{20} \cdot \mathbf{X}_2$ *where* $\mathbf{X}_1 \in \mathbb{R}^{n \times n}, \mathbf{X}_2 \in \mathbb{R}^{n \times p}$ *have iid entries from* $N(0,1)$*; (iv)* VAR-B*:* $\mathbf{X}_{i,\bullet} = \sum_{k=1}^{\tau \vee i} \alpha_k \mathbf{X}_{i-k,\bullet} + \boldsymbol{\varepsilon}_i$ *where* $\mathbf{X}_{i,\bullet}$ *denotes the* i*-th row of* $\mathbf{X}$*. Here,* $\boldsymbol{\varepsilon}_i \sim N(0, \mathbf{\Sigma})$ *with* $\mathbf{\Sigma} \sim \mathsf{InverseWishart}(\mathbf{I}_p, 1.1 \cdot p)$*. We set* $\tau = 3, \alpha = (0.7, 0.14, 0.07)$*,* $\mathbf{X}_1 = 0$*; (v)* MultiCauchy*: rows of* $\mathbf{X}$ *are sampled iid from* $\mathsf{Mult\text{-}t}(1, \mathbf{I}_p)$ *(see Remark F.1 for notation). The true signal is* $\boldsymbol{\beta}^\star = \boldsymbol{\beta}^\star_{\mathsf{al}} + \boldsymbol{\zeta}^\star$ *where* $\zeta_i^\star \sim 0.24 \cdot N(-20, 1) + 0.06 \cdot N(10, 1) + 0.7 \cdot \delta_0$ *and* $\boldsymbol{\beta}^\star_{\mathsf{al}} = \sum_{i=1}^J \upsilon_i^\star \cdot \mathbf{o}_{\mathcal{J}(i)}$ *with* $\upsilon_i^\star = 5 \cdot \sqrt{p}, i \in J_1$ *and* $J_1 = \{1, 3, 5, 7, 9\}$*. Penalty* h *used in complement PCR steps is identical to that used in Figure 1. When applying PCR debiasing, we set* $\mathcal{J}$ *to be top 10, 10, 20, 40, 40 for the five design, respectively. See the corresponding QQ plot in Figure 9.*

Observe that across the board, PCR-Spectrum-Aware debiasing outperforms other debiasing methods with histograms of the empirical distribution of pivotal quantities aligning with the standard Gaussian pdf exceptionally well. Also observe that enhancing degrees-of-freedom debiasing with the PCR methodology (this amounts to substituting Spectrum-Aware debiasing in Algorithm 3 with degrees-of-freedom debiasing) yields improvements over the vanilla degrees-of-freedom debiasing. However, the empirical distributions deviate significantly from a standard Gaussian even with this version of degrees-of-freedom debiasing whereas our PCR-Spectrum-Aware approach continues to work well.

4.4. *Inference.* In this section, we discuss inference questions surrounding $\boldsymbol{\upsilon}^\star, \boldsymbol{\zeta}^\star$ and $\boldsymbol{\beta}^\star$. For any $a, b \in \mathbb{R}$ such that $\Phi(b) - \Phi(a) = 1 - \alpha$, define the confidence intervals for $\beta_i^\star$ to be

$$\mathsf{CI}_i\left(\hat{\beta}^u_{\mathsf{pcr},i}, \hat{\tau}_*\right) = \left(\hat{\beta}^u_{\mathsf{pcr},i} + a\sqrt{\hat{\tau}_*}, \hat{\beta}^u_{\mathsf{pcr},i} + b\sqrt{\hat{\tau}_*}\right), \qquad \forall i \in [p]; \tag{43}$$

and those for $\upsilon_i^\star$, $\zeta_i^\star$ respectively to be

$$\mathsf{CI}_i\left(\hat{\boldsymbol{\theta}}_{\mathsf{pcr}}, d^{-2}_{\mathcal{J}(i)} + \hat{\omega}\right), \quad \mathsf{CI}_i\left(\hat{\beta}_{\mathsf{co},i}, \hat{\tau}_*\right), \qquad \forall i \in [p]. \tag{44}$$

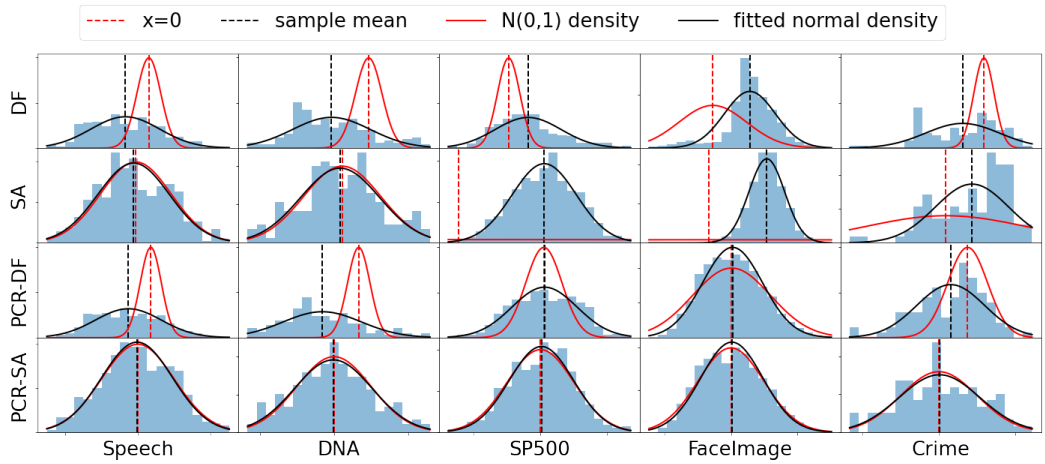

FIG 5. *The setting is the same as in Figure 4 except that the designs are taken from real datasets and the signal is drawn iid from* $\beta_i^\star \sim 0.24 \cdot N(-20,1) + 0.06 \cdot N(10,1) + 0.7 \cdot \delta_0$. *The designs are (i)* Speech*:* 200×400 *with each row being i-vector (see e.g. [47]) of a speech segment; (ii)* DNA*:* 100×180 *entries with each row being one-hot representation of primate splice-junction gene sequences; (iii)* SP500*:* 300×496 *entries where each column representing a time series of daily stock returns of a company listed in the S&P 500 index; (iv)* FaceImage*:* 1348×2914 *entries where each row corresponds to a JPEG image of a single face; (v)* Crime*:* 50×99 *entries where each column corresponds to a socio-economic metric in the UCI communities and crime dataset. See Definition F.4 for details of these datasets. When applying debiased PCR, we set* $\mathcal{J}$ *to be top 10, 10, 20, 50, 20 for the five design, respectively. See the corresponding QQ plot in Figure 10.*

For the null hypotheses, $H_{i,0}^{\boldsymbol{\upsilon}^\star} : \upsilon_i^\star = 0$ and $H_{i,0}^{\boldsymbol{\zeta}^\star} : \zeta_i^\star = 0$ we define the p-values and decision rules respectively as

$$\left(P_i\left(\hat{\boldsymbol{\theta}}_{\mathsf{pcr}}, d_{\mathcal{J}(i)}^{-2} + \hat{\omega}\right), T_i\left(\hat{\boldsymbol{\theta}}_{\mathsf{pcr}}, d_{\mathcal{J}(i)}^{-2} + \hat{\omega}\right)\right)_{i=1}^{J}, \quad \left(P_i\left(\hat{\beta}_{\mathsf{co},i}, \hat{\tau}_*\right), T_i\left(\hat{\beta}_{\mathsf{co},i}, \hat{\tau}_*\right)\right)_{i=1}^{p}, \tag{45}$$

where $P_i(\cdot,\cdot)$ and $T_i(\cdot,\cdot)$ are defined as in (25).

REMARK 4.4 (Testing for alignment). Recall from the definition of $\boldsymbol{\upsilon}^\star$, (30), that if $\boldsymbol{\upsilon}^\star = 0$, it implies that $\boldsymbol{\beta}^\star$ does not align with any eigenvector of the sample covariance matrix. Thus, rejection of the null hypothesis $H_{i,0}^{\boldsymbol{\upsilon}^\star}$ for any i indicates alignment of $\boldsymbol{\beta}^\star$ with the PC indexed by $\mathcal{J}(i)$. Thus the aforementioned hypothesis testing procedure provides an educated guess for the PCs in $\mathcal{J}$ that align with $\boldsymbol{\beta}^\star$. Since the p-values $\left(P_i(\hat{\boldsymbol{\theta}}_{\mathsf{pcr}}, d_{\mathcal{J}_1(i)}^{-2} + \hat{\omega})\right)_{i=1}^{J}$ are asymptotically independent (second result in (39)), the Benjamini-Hochberg procedure [12] may be used to control the False Discovery Rate (FDR), i.e. the ratio of PCs falsely identified to align with $\boldsymbol{\beta}^\star$ out of all PCs identified to align with $\boldsymbol{\beta}^\star$. We will showcase an application of this idea to real data designs later in this section. To the authors' knowledge, this is the first such test of alignment in the context of high-dimensional linear regression.

The following is a straightforward Corollary of Theorem 4.1.

COROLLARY 4.5. *Suppose Assumption 4—7 hold. The asymptotic FCP of* $\mathsf{CI}_i\left(\hat{\beta}_{\mathsf{pcr},i}^u, \hat{\tau}_*\right)$ *and* $\mathsf{CI}_i\left(\hat{\beta}_{\mathsf{co},i}, \hat{\tau}_*\right)$ *converges to* α *almost surely as* $p \to \infty$. *If* $\boldsymbol{\zeta}^\star$ *is exchangeable, we also have that*

$$\mathbb{P}\left(\beta_i^\star \in \mathsf{CI}_i\left(\hat{\beta}_{\mathsf{pcr},i}^u, \hat{\tau}_*\right)\right), \mathbb{P}\left(\zeta_i^\star \in \mathsf{CI}_i\left(\hat{\beta}_{\mathsf{co},i}, \hat{\tau}_*\right)\right) \to \alpha$$

TABLE 1

The table prints Benjamini-Hochberg adjusted p-values for the hypothesis tests $H_i : \upsilon_i^\star = 0, i = 1, ..., 5$ corresponding to the experiments from Figure 5 for the designs specified in Definition F.4. Below we use $**$ to indicate rejection under FDR level 0.01 and $*$ rejection under FDR level 0.05

	Speech	DNA	SP500	FaceImage	Crime
$\upsilon_1^\star$	0.70	0.81	0.00 **	0.00 **	0.00 **
$\upsilon_2^\star$	0.70	0.74	0.40	0.25	0.10
$\upsilon_3^\star$	0.80	0.74	0.95	0.53	0.02 *
$\upsilon_4^\star$	0.80	0.74	0.19	0.00 **	0.02 *
$\upsilon_5^\star$	0.85	0.81	0.29	0.96	0.11

almost surely as $p \to \infty$, whereas $\mathbb{P}\Big(\upsilon_i^\star \in \mathsf{CI}_i\Big(\hat{\boldsymbol{\theta}}_{\mathsf{pcr}}, d_{\mathcal{J}(i)}^{-2} + \hat{\omega}\Big)\Big)$ converges to α without requiring exchangeability of $\boldsymbol{\zeta}^\star$. For any fixed i such that $\upsilon_i^\star = 0$, we have that almost surely

$$\lim_{p\to\infty} \mathbb{P}\Big(T_i\Big(\hat{\boldsymbol{\theta}}_{\mathsf{pcr}}, d_{\mathcal{J}(i)}^{-2} + \hat{\omega}\Big) = 1\Big) = \alpha.$$

Meanwhile, for the hypothesis tests of $(\zeta_i^\star)_{i=1}^p$, Corollary 3.7 (a) holds for $T_i\Big(\hat{\beta}_{\mathsf{co},i}, \hat{\tau}_*\Big)$ with $\mathsf{C}^\star$ in place of $\mathsf{B}^\star$.

We now show numerical experiments demonstrating the results above. Figures 6 and 7 plot the false coverage proportion (FCP) of the confidence intervals for $\beta_i^\star$ under the designs from Figures 4 and 5 respectively. These figures demonstrate that the FCP of the PCR-Spectrum-Aware debiasing method matches the intended α values across all the designs exceptionally well while other methods falls short. We refer the reader to Appendix F.3.2 for inference results on $\boldsymbol{\zeta}^\star$.

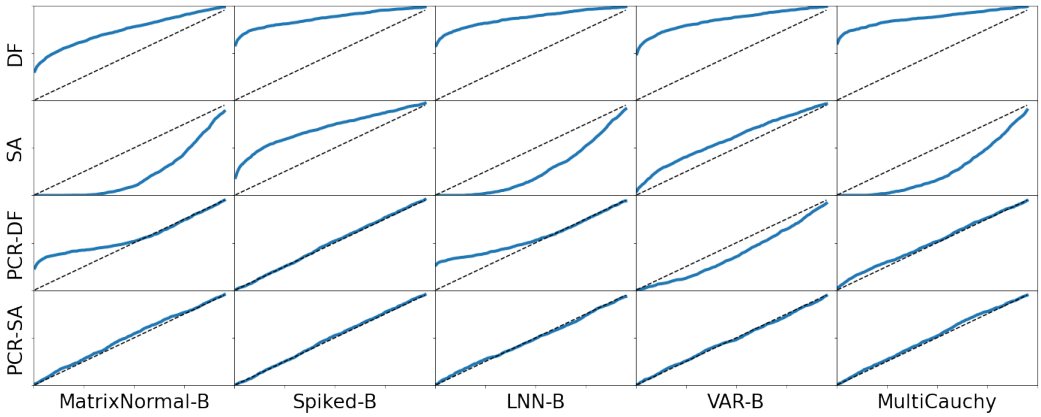

FIG 6. *Under the setting of Figure 4, we plot the false coverage proportion (FCP) of the confidence intervals for $(\beta_i^\star)_{i=1}^p$ defined in (43), as we vary the targeted FCP level α from 0 to 1. The x-axis spans α values from 0 to 1, while the y-axis ranges from 0 to 1. The dotted black line is the 45-degree line.*

Table 1 prints Benjamini-Hochberg adjusted p-values for the hypothesis testing results for $\boldsymbol{\upsilon}^\star$ under the setting of Figure 5 in Table 1 (see also Remark 4.4). Observe that the tests are rejected at both levels 0.01 and 0.05 for the first two columns suggesting the absence of strong alignment between the signal and the top 5 eigenvectors of $\mathbf{X}^\top\mathbf{X}$for the first 2 designs

(Speech and DNA). But this is not the case for the last 3 designs (SP500, FaceImage and Crime). This matches our observation that the vanilla Spectrum-Aware debiasing performs well under the first two designs but fails when applied to the last three designs. We refer the reader to Appendix F.3.1 for the adjusted p-values under setting of Figure 4.

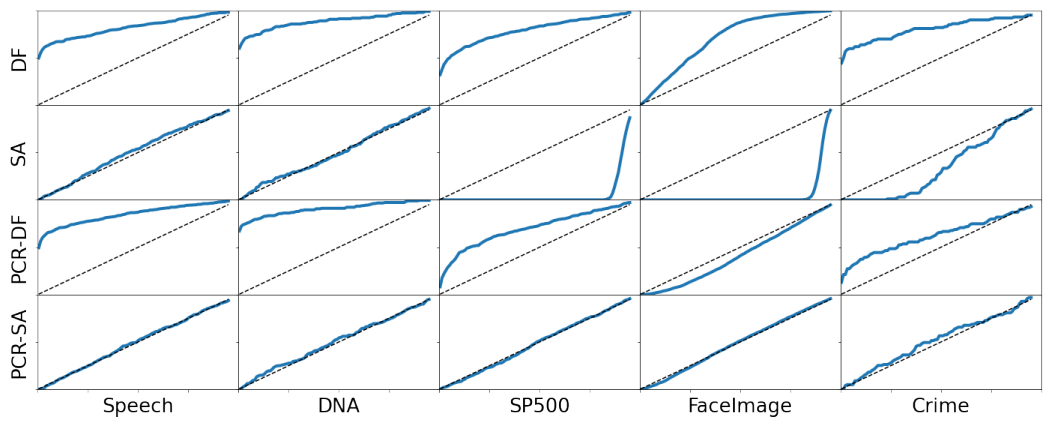

FIG 7. *Under the setting of Figure 5, the above plots the false coverage proportion (FCP) of confidence intervals defined in* (43) *for* $(\beta_i^\star)_{i=1}^p$*, as we vary targeted FCP level* α *from* 0 *to* 1*. The* x*-axis spans* α *values from 0 to 1, while the* y*-axis ranges from 0 and 1. The dotted black line is the 45-degree line for reference.*

5. Proof outline and novelties. Our main result relies on three main steps: (i) a characterization of the empirical distribution of a population version of $\hat{\boldsymbol{\beta}}$, (ii) connecting this population version with our data-driven Spectrum-Aware estimator, (iii) developing a consistent estimator of the asymptotic variance. We next describe our main technical novelties for step (i) in Section 5.1, and that for steps (ii) and (iii) in Section 5.2.

5.1. *Result A: Distributional characterizations.* Theorem 3.1 relies on the characterization of certain properties of $\hat{\boldsymbol{\beta}}$ and the following two quantities:

$$\mathbf{r}_* := \hat{\boldsymbol{\beta}} + \frac{1}{\gamma_*}\mathbf{X}^\top(\mathbf{y} - \mathbf{X}\hat{\boldsymbol{\beta}}), \quad \mathbf{r}_{**} := \hat{\boldsymbol{\beta}} + \frac{1}{\eta_* - \gamma_*}\mathbf{X}^\top(\mathbf{X}\hat{\boldsymbol{\beta}} - \mathbf{y}). \tag{46}$$

Here, $\mathbf{r}_*$ can be interpreted as the population version of the debiased estimator $\hat{\boldsymbol{\beta}}^u$ and $\mathbf{r}_{**}$ as an auxiliary quantity that arises in the intermediate steps in our proof. The following theorem characterizes the empirical distribution of the entries of $\hat{\boldsymbol{\beta}}$ and $\mathbf{r}_*$. We prove it in Appendix B.1.

THEOREM 5.1 (Distributional characterizations). *Under Assumptions 2–6, almost surely as* $n, p \to \infty$*,*

$$\left(\hat{\boldsymbol{\beta}}, \mathbf{r}_*, \boldsymbol{\beta}^\star\right) \overset{W_2}{\to} \left(\mathrm{Prox}_{\gamma_*^{-1}h}\left(\sqrt{\tau_*}\mathsf{Z} + \mathsf{B}^\star\right), \sqrt{\tau_*}\mathsf{Z} + \mathsf{B}^\star, \mathsf{B}^\star\right), \tag{47}$$

where $\mathsf{Z} \sim N(0,1)$ *is independent of* $\mathsf{B}^\star$*. Furthermore, almost surely,*

$$\lim_{p\to\infty} \frac{1}{p}\left\|\mathbf{X}\mathbf{r}_{**} - \mathbf{y}\right\|^2 = \tau_{**}\mathbb{E}\mathsf{D}^2 + \delta. \tag{48}$$

5.2. *Result B: consistent estimation of fixed points.* Note that the population debiased estimator $\mathbf{r}_*$ cannot be used to conduct inference since γ_* is unknown. Furthermore, the previous theorem says roughly that $\mathbf{r}_* - \boldsymbol{\beta}^\star$ behaves as a standard Gaussian with variance τ_*, without providing any estimator for τ_*. We address these two points here. In particular, we will see that addressing these points ties us to establishing consistent estimators for the solution to the fixed point equation (19). The theorem below shows that $(\widehat{\mathsf{adj}}, \hat{\eta}_*, \hat{\tau}_*, \hat{\tau}_{**})$ from (22) serve as consistent estimators of the fixed points $(\gamma_*, \eta_*, \tau_*, \tau_{**})$, and $\hat{\boldsymbol{\beta}}^u, \hat{\mathbf{r}}_{**}$ as consistent estimators of $\mathbf{r}_*$ and $\mathbf{r}_{**}$, where $\hat{\mathbf{r}}_{**}$ is defined as in (49) below. Further, for the purpose of the discussion below, we note that $\hat{\tau}_{**}$ from (22) can be written as follows.

$$\hat{\tau}_{**}(p) := \frac{\frac{1}{p}\left\|\mathbf{X}\hat{\mathbf{r}}_{**} - \mathbf{y}\right\|^2 - \frac{n}{p}}{\frac{1}{p}\sum_{i=1}^p d_i^2}; \quad \hat{\mathbf{r}}_{**} := \hat{\boldsymbol{\beta}} + \frac{1}{\hat{\eta}_* - \widehat{\mathsf{adj}}}\mathbf{X}^\top(\mathbf{X}\hat{\boldsymbol{\beta}} - \mathbf{y}). \tag{49}$$

THEOREM 5.2 (Consistent estimation of fixed points). *Suppose that Assumption 2—6 hold. Then, the estimators in* (22) *and* (49) *are well-defined for any p and we have that almost surely as $p \to \infty$,*

$$\widehat{\mathsf{adj}}\,(p) \to \gamma_*, \quad \hat{\eta}_*\,(p) \to \eta_*, \quad \hat{\tau}_*\,(p) \to \tau_*, \quad \hat{\tau}_{**}\,(p) \to \tau_{**}$$
$$\frac{1}{p}\left\|\hat{\boldsymbol{\beta}}^u(p) - \mathbf{r}_*\right\|^2 \to 0, \quad \frac{1}{p}\|\hat{\mathbf{r}}_{**}(p) - \mathbf{r}_{**}\|^2 \to 0.$$

We prove this theorem in Appendix B.2. It is not hard to see that Theorem 5.1 combined with Theorem 5.2 proves our main result Theorem 3.1.

5.3. *Proof of result A.* In this section, we discuss our proof novelties for Theorem 5.1. Appendix B.1 contains this proof.

We base our proof on the approximate message passing (AMP) machinery (cf. [22, 7, 76, 75, 96, 33, 29, 63, 56] for a non-exhaustive list of references). In this approach, one constructs an AMP algorithm in terms of fixed points ($\eta_*, \gamma_*, \tau_*, \tau_{**}$ in our case) and shows that its iterates $\hat{\mathbf{v}}^t$ converge to our objects of interest $\hat{\mathbf{v}}$ ($\hat{\mathbf{v}}$ can be $\hat{\boldsymbol{\beta}}$ or $\mathbf{r}_*$ in our case) in the following sense: almost surely

$$\lim_{t\to\infty}\lim_{p\to\infty}\frac{\left\|\hat{\mathbf{v}}^t - \hat{\mathbf{v}}\right\|^2}{p} = 0. \tag{50}$$

AMP theory provides a precise characterization of the following limit involving the algorithmic iterates for any fixed t:

$$\lim_{p\to\infty}\|\hat{\mathbf{v}}^t - \mathbf{v}_0\|^2/p, \tag{51}$$

where $\mathbf{v}_0$ is usually a suitable function of $\boldsymbol{\beta}_\star$ around which one expects $\hat{\mathbf{v}}$ should be centered. Thus plugging this in (50) yields properties of the object of interest $\hat{\mathbf{v}}$. Within this theory, the framework that characterizes (51) is known as *state evolution* [7, 48, 69]. Despite the existence of this solid machinery, (50) requires a case-by-case proof, and for many settings, this presents deep challenges.

We use the above algorithmic proof strategy, but in case of our right rotationally invariant designs that, the original AMP algorithms fail to apply. To alleviate this, [69] proposed vector approximate message passing algorithms. We use these algorithms to create our $\hat{\boldsymbol{v}}^t$'s. Subsequently, proving (50) presents the main challenge. To this end, one requires to show the following Cauchy convergence property of the VAMP iterates: almost surely,

$$\lim_{(s,t)\to\infty}\left(\lim_{p\to\infty}\frac{1}{p}\left\|\hat{\mathbf{v}}^t - \hat{\mathbf{v}}^s\right\|^2\right) = 0.$$

We prove this using a Banach contraction argument (91). Such an argument saw prior usage in the context of Bayes optimal learning in [57]. However, they studied a "matched" problem where the signal prior (analogous to $\mathsf{B}^\star$ in our setting) is known to the statistician and she uses this exact prior during the estimation process. Arguments under such matched Bayes optimal problems fail to translate to our case. In fact, the main point of our manuscript is to develop data-driven estimators that do not require any knowledge of properties of the true signal. Thus, proving (91) presents novel difficulties in our setting. To mitigate this, we leverage a fundamental property of the R-transform, specifically that $-zR'(z)/R(z) < 1$ for all z, and discover and utilize a crucial interplay of this property with the non-expansiveness of the proximal map Proposition A.7 (b).

REMARK 5.1 (Comparison with [37, 38]). In their seminal works, [37, 38] initiated the first study of the risk of regularized estimators under right rotationally invariant designs. They stated a version of Theorem 5.1 with a partially non-rigorous argument. In their approach, an auxiliary ℓ_2 penalty of sufficient magnitude is introduced to ensure contraction of AMP iterates. Later, they remove this penalty through an analytical continuation argument. However, this proof suffers two limitations. The first one relates to the non-rigorous applications of the AMP state evolution results. For instance, [38, Lemma 3] shows that for each fixed value of p, $\lim_{t\to\infty} \frac{\|\hat{x}^t - \hat{x}\|^2}{p} = 0$. However, in [38, Proof of Lemma 4], the authors claim that this would imply (50) upon exchanging limits with respect to t and p. Such an exchange of limits is non-rigorous since the correctness of AMP state evolution is established for a finite number of iterations ($t < T, T$ fixed) as $p \to \infty$. Thereafter the limit in T is taken. The other limitation lies in the analytic continuation approach that requires multiple exchanges of limit operations [38, Appendix H] that seem difficult to justify and incur intractable assumptions [38, Assumption 1 (c), (e)] (in particular, it is unclear how to verify the existence claim in Assumption 1 (c) beyond Gaussian designs). Our alternative approach establishes contraction without the need for a sufficiently large ℓ_2-regularization component, as in [37, 38], and thereby avoids the challenges associated with the analytic continuation argument.

5.4. *Proof of result B.* In this section, we discuss the proof of Theorem 5.2. See Appendix B.2 for the proof details.

First, let us present some heuristics for how one might derive the consistent estimators $\left(\widehat{\mathsf{adj}}, \hat{\eta}_*, \hat{\tau}_*, \hat{\tau}_{**}\right)$. We start from (19a). Using Lemma 2.7, it can be written as

$$\frac{\gamma_*}{\eta_*} = \mathbb{E}\frac{1}{1 + \gamma_*^{-1} h''\left(\mathrm{Prox}_{\gamma_*^{-1}h}(\mathsf{B}^\star + \sqrt{\tau_*}\mathsf{Z})\right)}. \tag{52}$$

Recall that we have established Theorem 5.1 that shows $p \to \infty$, almost surely,

$$\hat{\boldsymbol{\beta}} \overset{W_2}{\to} \mathrm{Prox}_{\gamma_*^{-1}h}\left(\sqrt{\tau_*}\mathsf{Z} + \mathsf{B}^\star\right). \tag{53}$$

Combining (52) and (53), we expect that

$$\frac{1}{\eta_*} \approx \frac{1}{p}\sum_{i=1}^{p} \frac{\gamma_*^{-1}}{1 + \gamma_*^{-1} h''(\hat{\beta}_i)}. \tag{54}$$

Using the definition of R-transform, we can rewrite (19c) as $\eta_*^{-1} = \mathbb{E}\frac{1}{\mathsf{D}^2 + \eta_* - \gamma_*}$ which, along with (11), implies that

$$\frac{1}{\eta_*} \approx \frac{1}{p}\sum_{i=1}^{p} \frac{1}{d_i^2 + \eta_* - \gamma_*}. \tag{55}$$

Combining (54), (55) and eliminating η_*, we obtain that

$$\frac{1}{p}\sum_{i=1}^{p}\frac{1}{\left(d_i^2-\gamma_*\right)\left(\frac{1}{p}\sum_{j=1}^{p}\left(\gamma_*+h''\left(\hat{\beta}_j\right)\right)^{-1}\right)+1}\approx 1. \tag{56}$$

Setting $\approx$ above to equality, we obtain our exact equation for the Spectrum-Aware adjustment factor, i.e. (21). One thus expects intuitively that $\widehat{\mathsf{adj}}$ consistently estimate γ_*. To establish the consistency rigorously, we recognize and establish the monotonicity of the LHS of (56) as a function of γ_*, and study its point-wise limit. We direct the reader to Lemma B.11 and Proposition B.13 for more details.

Once we have established the consistency of $\widehat{\mathsf{adj}}$ as an estimator for γ_*, we substitute $\widehat{\mathsf{adj}}$ back into (54) to obtain a consistent estimator $\hat{\eta}_*$ for η_*. It is important to note that the definition of $\mathbf{r}_{**}$, as given in (46), only involves the fixed points η_* and γ_*. As a result, we can utilize $\widehat{\mathsf{adj}}$ and $\hat{\eta}_*$ to produce a consistent estimator $\hat{\mathbf{r}}_{**}$ for $\mathbf{r}_{**}$. From (48), we can deduce that

$$\tau_{**}\approx\frac{\frac{1}{p}\|\mathbf{X}\hat{\mathbf{r}}_{**}-\mathbf{y}\|^2-\delta}{\mathbb{E}\mathsf{D}^2}.$$

Using this, the fact that $n/p\to\delta$ and (11), we obtain the estimator $\hat{\tau}_{**}$ as defined in (22). Now with estimators for γ_*,η_* and τ_{**}, we can construct the estimator $\hat{\tau}_*$ for τ_* using (19d) and (11).

6. Discussion. We conclude our paper with a discussion of two main points. First, we clarify that our setting covers designs with i.i.d. Gaussian entries. But although we can capture different kinds of dependencies through the right rotational invariance assumption, anisotropic Gaussian designs, where each row of $\mathbf{X}$ comes from $\mathcal{N}(0,\mathbf{\Sigma})$ for an arbitrary non-singular $\mathbf{\Sigma}$, fall outside our purview (unless $\mathbf{\Sigma}$ is right rotationally invariant). Moreover, contrasting with [11], our Spectrum-Aware adjustment (3) does not apply directly to non-separable penalties, e.g. SLOPE, group Lasso, etc. Nonetheless, we note that the current framework can be expanded to address both these issues. In Appendix E, we suggest a debiased estimator for "ellipsoidal designs" $\mathbf{X}=\mathbf{Q}^\top\mathbf{D}\mathbf{O}^\top\mathbf{\Sigma}^{1/2}$ and non-separable convex penalties. We also conjecture its asymptotic normality using the non-separable VAMP formalism [34]. We leave a detailed study of this extensive class of estimators to future works.

We discuss another potential direction of extension, that of relaxing the exchangeability assumption in Corollaries 3.6 and 4.3 that establish inference guarantees on finite-dimensional marginals. One may raise a related question, that of constructing confidence intervals for $\mathbf{a}^\top\boldsymbol{\beta}^\star$ for a given choice of $\mathbf{a}$. Under Gaussian design assumptions, such guarantees were obtained using the leave-one-out method as in [15, Section 4.6] or Stein's method as in [11] without requiring the exchangeability assumption (at the cost of other assumptions on $\boldsymbol{\beta}^\star$ and/or $\mathbf{\Sigma}$). Unfortunately, these arguments no longer apply under right-rotational invariant designs owing to the presence of a global dependence structure. Thus, establishing such guarantees without exchangeability can serve as an exciting direction for future research.

Acknowledgments. P.S. was funded partially by NSF DMS-2113426. The authors would like to thank Florent Krzakala and Cedric Gerbelot for clarification on the contributions in [37, 38], and Boris Hanin for references on linear neural networks.

APPENDIX A: PRELIMINARY

A.1. Empirical Wasserstein-2 convergence. We will use below the following fact. See [29, Appendix E] and references within for its justification.

PROPOSITION A.1. *To verify* $(\mathbf{v}_1, \ldots, \mathbf{v}_k) \overset{W_2}{\to} (\mathsf{V}_1, \ldots, \mathsf{V}_k)$*, it suffices to check that*

$$\lim_{n\to\infty} \frac{1}{n} \sum_{i=1}^{n} f\left(v_{i,1}, \ldots, v_{i,k}\right) = \mathbb{E}\left[f\left(\mathsf{V}_1, \ldots, \mathsf{V}_k\right)\right]$$

holds for every function $f : \mathbb{R}^k \to \mathbb{R}$ *satisfying, for some constant* $C > 0$*, the pseudo-Lipschitz condition* $|f(\mathbf{v}) - f(\mathbf{v}')| \le C\left(1 + \|\mathbf{v}\|_2 + \|\mathbf{v}'\|_2\right)\|\mathbf{v} - \mathbf{v}'\|_2$*. Meanwhile, this condition implies* (10)*.*

The following results are from [29, Appendix E].

PROPOSITION A.2. *Suppose* $\mathbf{V} \in \mathbb{R}^{n\times t}$ *has i.i.d. rows equal in law to* $\mathsf{V} \in \mathbb{R}^t$*, which has finite mixed moments of all orders. Then* $\mathbf{V} \overset{W_2}{\to} \mathsf{V}$ *almost surely as* $n \to \infty$*. Furthermore, if* $\mathbf{E} \in \mathbb{R}^{n\times k}$ *is deterministic with* $\mathbf{E} \overset{W_2}{\to} \mathsf{E}$*, then* $(\mathbf{V}, \mathbf{E}) \overset{W_2}{\to} (\mathsf{V}, \mathsf{E})$ *almost surely where* V *is independent of* E*.*

PROPOSITION A.3. *Suppose* $\mathbf{V} \in \mathbb{R}^{n\times k}$ *satisfies* $\mathbf{V} \overset{W_2}{\to} \mathsf{V}$ *as* $n \to \infty$*, and* $g : \mathbb{R}^k \to \mathbb{R}^l$ *is continuous with* $\|g(\mathbf{v})\| \le C(1 + \|\mathbf{v}\|)^{\mathfrak{p}}$ *for some* $C > 0$ *and* $\mathfrak{p} \ge 1$*. Then* $g(\mathbf{V}) \overset{W_2}{\to} g(\mathsf{V})$ *where* $g(\cdot)$ *is applied row-wise to* $\mathbf{V}$*.*

PROPOSITION A.4. *Suppose* $\mathbf{V} \in \mathbb{R}^{n\times k}$*,* $\mathbf{W} \in \mathbb{R}^{n\times l}$*, and* $\mathbf{M}_n, \mathbf{M} \in \mathbb{R}^{k\times l}$ *satisfy* $\mathbf{V} \overset{W_2}{\to} \mathsf{V}$*,* $\mathbf{W} \overset{W_2}{\to} 0$*, and* $\mathbf{M}_n \to \mathbf{M}$ *entrywise as* $n \to \infty$*. Then* $\mathbf{V}\mathbf{M}_n + \mathbf{W} \overset{W_2}{\to} \mathsf{V}^\top \cdot \mathbf{M}$*.*

PROPOSITION A.5. *Fix* $\mathfrak{p} \ge 1$ *and* $k \ge 0$*. Suppose* $\mathbf{V} \in \mathbb{R}^{n\times k}$ *satisfies* $\mathbf{V} \overset{W_2}{\to} \mathsf{V}$*, and* $f : \mathbb{R}^k \to \mathbb{R}$ *is a function satisfying* (10) *that is continuous everywhere except on a set having probability 0 under the law of* V*. Then* $\frac{1}{n}\sum_{i=1}^n f(\mathbf{V})_i \to \mathbb{E}[f(\mathsf{V})]$*.*

PROPOSITION A.6. *Fix* $l \ge 0$*, let* $\mathbf{O} \sim \mathrm{Haar}(\mathbb{O}(n-l))$*, and let* $\mathbf{v} \in \mathbb{R}^{n-l}$ *and* $\mathbf{\Pi} \in \mathbb{R}^{n\times(n-l)}$ *be deterministic, where* $\mathbf{\Pi}$ *has orthonormal columns and* $n^{-1}\|\mathbf{v}\|^2 \to \sigma^2$ *as* $n \to \infty$*. Then* $\mathbf{\Pi}\mathbf{O}\mathbf{v} \overset{W_2}{\to} \mathsf{Z} \sim N(0, \sigma^2)$ *almost surely. Furthermore, if* $\mathbf{E} \in \mathbb{R}^{n\times k}$ *is deterministic with* $\mathbf{E} \overset{W_2}{\to} \mathsf{E}$*, then* $(\mathbf{\Pi}\mathbf{O}\mathbf{v}, \mathbf{E}) \overset{W_2}{\to} (\mathsf{Z}, \mathsf{E})$ *almost surely where* Z *is independent of* E*.*

A.2. Proximal map. We collect a few useful properties of proximal map.

PROPOSITION A.7. *Under Assumption 4, we have that for any* $v > 0$*,*

(a) *for any* $x, y \in \mathbb{R}$*,* $y = \mathrm{Prox}_{vh}(x) \iff x - y \in v\partial h(y)$ *where* ∂h *is the subdifferential of* h*;*
(b) *Proximal map is firmly non-expansive: for any* $x, y \in \mathbb{R}$*,* $|\mathrm{Prox}_{vh}(x) - \mathrm{Prox}_{vh}(y)|^2 \le (x - y)(\mathrm{Prox}_{vh}(x) - \mathrm{Prox}_{vh}(y))$*. This implies that* $x \mapsto \mathrm{Prox}_{vh}(x)$ *is 1-Lipschitz continuous.*

PROOF OF LEMMA 2.7. Under Assumption 4, for any $v > 0$, $x \mapsto \mathrm{Prox}_{vh}(x)$ is continuous, monotone increasing in x, and continuously differentiable at any x such that $\mathrm{Prox}_{vh}(x) \notin \mathfrak{D}$ and

$$\mathrm{Prox}'_{vh}(x) = \frac{1}{1 + vh''\left(\mathrm{Prox}_{vh}(x)\right)}. \tag{57}$$

This follows from the assumption that $h(x)$ is twice continuously differentiable on $\mathfrak{D}^c$ and the implicit differentiation calculation shown in [37, Appendix B1]. For $x \in \{x : \mathrm{Prox}_{vh}(x) \in \mathfrak{D}\}$, $\mathrm{Prox}_{vh}(x)$ is differentiable and has derivative equal to 0 except for a finite set of points. To see this, note that preimage $\mathrm{Prox}_{vh}^{-1}(\mathbf{y})$ for $y \in \mathfrak{D}$ is either a singleton set or a closed interval of the form $[x_1, x_2]$ for $x_1 \in \mathbb{R} \cup \{-\infty\}, x_2 \in \mathbb{R} \cup \{+\infty\}$ and $x_1 < x_2$, using continuity and monotonicity of $x \mapsto \mathrm{Prox}_{vh}(x)$. This implies that $\{x : \mathrm{Prox}_{vh}(x) \in \mathfrak{D}\}$ is a union of finite number of singleton sets and a finite number of closed intervals. Furthermore, $\mathrm{Prox}_{vh}(x)$ is constant on each of the closed intervals. It follows that $\mathrm{Prox}_{vh}(x)$ is differentiable and has derivative equal to 0 on the interiors of the closed intervals, and that $\mathcal{C}$ is union of some of the singleton sets and all of the finite-valued endpoints of the closed intervals.

We extend functions $h''(x)$ and $\mathrm{Prox}'_{vh}(x)$ on $\mathfrak{D}$ and $\mathcal{C}$ respectively in the following way: (i) For $y_0 \in \mathfrak{D}$ such that $\mathrm{Prox}_{vh}^{-1}(y_0)$ is a closed interval with endpoints $x_1 \in \mathbb{R} \cup \{-\infty\}, x_2 \in \mathbb{R} \cup \{+\infty\}$ and $x_1 < x_2$, we set $h''(y_0) \leftarrow +\infty$ and $\mathrm{Prox}'_{vh}(x) \leftarrow 0$ for all $x \in [x_1, x_2]$ (ii) For $y_0 \in \mathfrak{D}$ such that $\mathrm{Prox}_{vh}^{-1}(y_0)$ is a singleton set and its sole element x_0 is contained in $\mathcal{C}$, we set $h''(y_0) \leftarrow +\infty, \mathrm{Prox}'_{vh}(x_0) \leftarrow 0$; (iii) For $y_0 \in \mathfrak{D}$ such that $\mathrm{Prox}_{vh}^{-1}(y_0)$ is a singleton set $\{x_0\}$ and that $x \mapsto \mathrm{Prox}_{vh}(x)$ is differentiable at x_0 with 0 derivative, we set $h(y_0) \leftarrow +\infty$.

We show that it is impossible to have some $y_0 \in \mathfrak{D}$ such that $\mathrm{Prox}_{vh}^{-1}(y_0)$ is a singleton set $\{x_0\}$ and that $x \mapsto \mathrm{Prox}_{vh}(x)$ is differentiable at x_0 with non-zero derivative. This means that all $\mathbf{y} \in \mathfrak{D}$ belongs to cases (i), (ii) and (iii) above. Suppose to the contrary. We know from the above discussion that there exists some $\mathfrak{e} > 0$ such that $\mathrm{Prox}'_{vh}(x)$ is continuous on $(x_0, x_0 + \mathfrak{e})$ and $(x_0 - \mathfrak{e}, x_0)$. We claim that $x \mapsto \mathrm{Prox}'_{vh}(x)$ is continuous at x_0. To see this, note that for any $\Delta > 0$, we can find $\varepsilon \in (0, \mathfrak{e})$ such that

- there exists some $x_+ \in (x_0, x_0 + \epsilon)$ such that for any $x \in (x_0, x_0 + \epsilon)$,

$$\left|\mathrm{Prox}'_{vh}(x) - \mathrm{Prox}'_{vh}(x_+)\right| < \frac{\Delta}{5}, \quad \left|\frac{\mathrm{Prox}_{vh}(x_0) - \mathrm{Prox}_{vh}(x_+)}{x_0 - x_+} - \mathrm{Prox}'_{vh}(x_+)\right| < \frac{\Delta}{5}$$

- there exists some $x_- \in (x_0 - \epsilon, x_0)$ such that for any $x \in (x_0 - \epsilon, x_0)$,

$$\left|\mathrm{Prox}'_{vh}(x) - \mathrm{Prox}'_{vh}(x_-)\right| < \frac{\Delta}{5}, \quad \left|\frac{\mathrm{Prox}_{vh}(x_0) - \mathrm{Prox}_{vh}(x_-)}{x_0 - x_-} - \mathrm{Prox}'_{vh}(x_-)\right| < \frac{\Delta}{5}$$

- for any $x \in (x_0 - \epsilon, x_0) \cup (x_0, x_0 + \epsilon)$,

$$\left|\mathrm{Prox}'_{vh}(x_0) - \frac{\mathrm{Prox}_{vh}(x_0) - \mathrm{Prox}_{vh}(x)}{x_0 - x}\right| < \frac{\Delta}{5}.$$

Then for any $x \in (x_0 - \epsilon, x_0 + \epsilon)$, we have $|\mathrm{Prox}'_{vh}(x_0) - \mathrm{Prox}'_{vh}(x)| < \Delta$ by triangle inequality. This proves the claim. Now, since $x \mapsto \mathrm{Prox}_{vh}(x)$ is continuously differentiable on $(x_0 - \mathfrak{e}, x_0 + \mathfrak{e})$ and $\mathrm{Prox}'_{vh}(x_0) \neq 0$, inverse function theorem implies that $y \mapsto \mathrm{Prox}_{vh}^{-1}(y)$ is a well defined, real-valued function and it is continuous differentiable on some open interval U containing y_0. This implies that h is differentiable at any $y \in U$ and that $y \mapsto \mathrm{Prox}_{vh}^{-1}(y) = y + vh'(y)$ is continuously differentiable. But this would imply that h is twice continuously differentiable on U which contradicts the assumption that $y_0 \in \mathfrak{D}$.

Note that we have assigned $+\infty$ to h'' on $\mathfrak{D}$ and 0 to Prox'_{vh} on $\mathcal{C}$. Piecewise continuity of $x \mapsto \frac{1}{w + h''(\mathrm{Prox}_{vh}(x))}$ for any $w > 0$ follows from the discussion above. $\square$

A.3. Properties of R- and Cauchy transform. The following shows that the Cauchy- and R-transforms of $-\mathsf{D}^2$ are well-defined by (13), and reviews their properties.

LEMMA A.8. *Let $G(\cdot)$ and $R(\cdot)$ be the Cauchy- and R-transforms of $-\mathsf{D}^2$ under Assumption 2.*

(a) *The function $G:(-d_-,\infty)\to\mathbb{R}$ is positive and strictly decreasing. Setting $G(-d_-):=\lim_{z\to -d_-}G(z)\in(0,\infty]$, G admits a functional inverse $G^{-1}:(0,G(-d_-))\to(-d_-,\infty)$.*
(b) *The function $R:(0,G(-d_-))\to\mathbb{R}$ is negative and strictly increasing.*
(c) *For any $z\in(0,G(-d_-))$, $R'(z)=-\left(\mathbb{E}\frac{1}{\left(\mathsf{D}^2+R(z)+\frac{1}{z}\right)^2}\right)^{-1}+\frac{1}{z^2}$.*
(d) *For any $z\in(0,G(-d_-))$, $-\frac{zR'(z)}{R(z)}\in(0,1)$.*
(e) *For any $z\in(0,G(-d_-))$, $z^2R'(z)\in(0,1)$.*
(f) *For all sufficiently small $z\in(0,G(-d_-))$, R-transform admits convergent series expansion given by*

$$R(z)=\sum_{k\geq 1}\kappa_k z^{k-1} \tag{58}$$

where $\{\kappa_k\}_{k\geq 1}$ are the free cumulants of the law of $-\mathsf{D}^2$ and $\kappa_1=-\mathbb{E}\mathsf{D}^2$ and $\kappa_2=\mathbb{V}(\mathsf{D}^2)$.

PROOF. See [57, Lemma G.6] for (a) and (b), To see (c), for any $z\in(0,G(-d_-))$, differentiating $R(z)=G^{-1}(z)-z^{-1}$ yields

$$-zR'(z)=z\left(\mathbb{E}\frac{1}{(\mathsf{D}^2+G^{-1}(z))^2}\right)^{-1}-\frac{1}{z}$$

To see (d),

$$\begin{aligned}
-\frac{zR'(z)}{R(z)}&=\frac{z\left(\mathbb{E}\frac{1}{(\mathsf{D}^2+G^{-1}(z))^2}\right)^{-1}-\frac{1}{z}}{G^{-1}(z)-\frac{1}{z}}<1\\
&\Leftrightarrow z\left(\mathbb{E}\frac{1}{(\mathsf{D}^2+G^{-1}(z))^2}\right)>G^{-1}(z)\\
&\Leftrightarrow \mathbb{E}\frac{G^{-1}(z)}{(\mathsf{D}^2+G^{-1}(z))^2}<z=\mathbb{E}\frac{1}{\mathsf{D}^2+G^{-1}(z)}\\
&\Leftrightarrow \mathbb{E}\frac{-\mathsf{D}^2}{(\mathsf{D}^2+G^{-1}(z))^2}<0
\end{aligned}$$

where we used in the second line that $R(z)=G^{-1}(z)-1/z<0$ from (b). Note that the last line is true since $\mathsf{D}^2\neq 0$ with positive probability. (e) trivially follows from (c). (f) follows from [64, Notation 12.6, Proposition 13.15]. □

A.4. DF adjustment coincide with SA adjustment under Marchenko-Pastur law.

LEMMA A.9. *If the empirical distribution of the eigenvalues of $\mathbf{X}^\top\mathbf{X}$ weakly converges Marchenko-Pastur law, then $\left|\widehat{\mathsf{adj}}-\breve{\mathsf{adj}}\right|\to 0$.*

PROOF OF LEMMA A.9. By weak convergence,

$$\frac{1}{p}\sum_{i=1}^{p}\frac{-1}{d_i^2+\lambda_2}\to G(-\lambda_2)$$

where $z \mapsto G(z)$ is the Cauchy transform of Marchenko-Pastur law[4]. Then we have that

$$\widehat{\mathsf{adj}} \to \lambda_2 \left(\frac{1}{1+\lambda_2 G(-\lambda_2)} - 1 \right)^{-1}, \quad \breve{\mathsf{adj}} \to 1 - \delta^{-1} \left(1 + \lambda_2 G(-\lambda_2)\right) \tag{59}$$

Observe that the limiting values of $\widehat{\mathsf{adj}}$ and $\breve{\mathsf{adj}}$ above are equal if and only if the following holds

$$1 + \left(\lambda_2 + 1 - \delta^{-1}\right) G(-\lambda_2) - \delta^{-1}\lambda_2 (G(-\lambda_2))^2 = 0. \tag{60}$$

Here, (60) indeed holds true since $G(-\lambda_2)$ is one of the root of the quadratic equation (60). This is by referencing the explicit expression of the Cauchy transform of the Marchenko-Pastur law (cf. [4, Lemma 3.11]). □

A.5. Fixed point equation.

A.5.1. *An auxiliary lemma.*

LEMMA A.10. *Under Assumption 4 and 6,*

$$\mathbb{P}(\mathrm{Prox}'_{\gamma_*^{-1}h}(\sqrt{\tau_*}\mathsf{Z} + \mathsf{B}^\star) \neq 0) > 0, \quad \mathbb{P}(\mathrm{Prox}'_{\gamma_*^{-1}h}(\sqrt{\tau_*}\mathsf{Z} + \mathsf{B}^\star) \neq 1) > 0$$
$$\mathbb{P}(h''\left(\mathrm{Prox}_{\gamma_*^{-1}h}(\sqrt{\tau_*}\mathsf{Z} + \mathsf{B}^\star)\right) \neq +\infty) > 0, \quad \mathbb{P}(h''\left(\mathrm{Prox}_{\gamma_*^{-1}h}(\sqrt{\tau_*}\mathsf{Z} + \mathsf{B}^\star)\right) \neq 0) > 0 \tag{61}$$

where $\mathsf{Z} \sim N(0,1)$ *is independent of* $\mathsf{B}^\star$.

PROOF OF LEMMA A.10. Note that $\mathrm{Prox}'_{\gamma_*^{-1}h}\left(\sqrt{\tau_*}\mathsf{Z} + \mathsf{B}^\star\right) \neq 0$ with positive probability or else $\frac{\gamma_*}{\eta_*} = \mathbb{E}\,\mathrm{Prox}'_{\gamma_*^{-1}h}\left(\sqrt{\tau_*}\mathsf{Z} + \mathsf{B}^\star\right) = 0$ which violates Assumption 6. Meanwhile, $\mathrm{Prox}'_{\gamma_*^{-1}h}\left(\sqrt{\tau_*}\mathsf{Z} + \mathsf{B}^\star\right) \neq 1$ with positive probability or else $\frac{\gamma_*}{\eta_*} = \mathbb{E}\,\mathrm{Prox}'_{\gamma_*^{-1}h}\left(\sqrt{\tau_*}\mathsf{Z} + \mathsf{B}^\star\right) = 1$ which also violates Assumption 6. The inequalities in the second line follows immediately from (15) and that $\gamma_* > 0$. □

A.5.2. *Uniqueness of fixed points given existence.* Suppose that Assumption 2—6 hold. Our proof of Theorem 5.1 and Theorem 5.2 does not require $(\gamma_*, \eta_*, \tau_*, \tau_{**})$ to be a unique solution of (19), only that it is one of the solutions. However, if there are two different solutions of (19), it would lead to a contradiction in Theorem 5.2. More concretely, suppose that there exists two different solutions of (19): $x^{(1)} := \left(\gamma_*^{(1)}, \eta_*^{(1)}, \tau_*^{(1)}, \tau_{**}^{(1)}\right)$ and $x^{(2)} := \left(\gamma_*^{(2)}, \eta_*^{(2)}, \tau_*^{(2)}, \tau_{**}^{(2)}\right)$. By Theorem 5.2, we would have $\left(\widehat{\mathsf{adj}}, \hat{\eta}_*, \hat{\tau}_*, \hat{\tau}_{**}\right)$ converges almost surely to both $x^{(1)}$ and $x^{(2)}$, hence the contradiction.

A.5.3. *Existence of fixed points for Elastic Net.* Given that h is the Elastic Net penalty as in (16) with $\lambda_2 > 0$, we now prove show that Assumption 6 holds under Assumption 2 and 3. First, eliminate the variable τ_{**} from (19) via (19b) and introduce change of variable $\tau_* = \gamma_*^{-2}\alpha_*^{-2}$ for some new variable $\alpha_* > 0$. We then obtain a new system of fixed equation

$$\gamma_*^{-1} = \frac{1}{-R\left(\eta_*^{-1}\right)} \tag{62a}$$

[4]Here, $G(z) := \int \frac{1}{z-x}\mu(dx)$ where $\mu(\cdot)$ is measure associated to Marchenko-Pasteur law.

(62b) $\eta_*^{-1} = \gamma_*^{-1}\mathbb{E}\,\mathrm{Prox}'_{\gamma_*^{-1}h}\left(\mathsf{B}^\star + \frac{\gamma_*^{-1}}{\alpha_*}\mathsf{Z}\right)$

(62c) $1 = \alpha_*^2 R'\left(\eta_*^{-1}\right)\mathbb{E}\left(\mathrm{Prox}_{\gamma_*^{-1}h}\left(\mathsf{B}^\star + \frac{\gamma_*^{-1}}{\alpha_*}\mathsf{Z}\right) - \mathsf{B}^\star\right)^2 + \frac{\alpha_*^2}{\gamma_*^{-1}}\left[1 + \frac{\eta_*^{-1}R'\left(\eta_*^{-1}\right)}{R\left(\eta_*^{-1}\right)}\right]$

Note that Assumption 6 holds if and only if we can find a solution $\gamma_*^{-1}, \eta_*^{-1}, \alpha_* > 0$ for the above.

Denote $\gamma_+^{-1} = \lim_{z\to G(-d_-)} \frac{1}{-R(z)} = \frac{1}{\frac{1}{G(-d_-)}+d_-}$. Note that $\gamma_+^{-1} \in \left(\frac{1}{\mathbb{E}\mathsf{D}^2}, G\left(-d_-\right)\right]$since $x \mapsto \frac{1}{-R(z)}$ is strictly increasing on its domain $(0, G\left(-d_-\right))$ using Lemma A.8, (b) and $\lim_{z\to 0}\frac{1}{-R(z)} = \frac{1}{\mathbb{E}\mathsf{D}^2}$ using Lemma A.8, (f). Let us define the functions $f_1 : \left[\frac{1}{\mathbb{E}\mathsf{D}^2}, \gamma_+^{-1}\right) \mapsto [0, G\left(-d_-\right))$ as the inverse function of $x \mapsto \frac{1}{-R(z)}$. Note that f_1 is well-defined and strictly increasing on its domain. It also satisfies

$$f_1\left(\frac{1}{\mathbb{E}\mathsf{D}^2}\right) = 0, \qquad \lim_{\gamma^{-1}\to\gamma_+^{-1}} f_1\left(\gamma^{-1}\right) = G\left(-d_-\right).$$

Let us define function $f_2 : (0,+\infty)\times(0,+\infty) \mapsto (0,+\infty)$ such that

$$f_2\left(\gamma^{-1}, \alpha\right) = \gamma^{-1}\mathbb{E}\,\mathrm{Prox}'_{\gamma^{-1}h}\left(\mathsf{B}^\star + \frac{\gamma^{-1}}{\alpha}\mathsf{Z}\right) = \frac{\gamma^{-1}}{1+\lambda_2\gamma^{-1}}\mathbb{P}\left(\left|\frac{1}{\gamma^{-1}}\mathsf{B}^\star + \frac{1}{\alpha}\mathsf{Z}\right| > \lambda_1\right).$$

Now we study the equation (in terms of γ^{-1})

$$f_1\left(\gamma^{-1}\right) = f_2\left(\gamma^{-1}, \alpha\right).$$

Observe that this equation amounts to eliminating η_*^{-1} and solving for γ_*^{-1} in terms α_* from (62a) and (62b). We claim that for any fixed $\alpha > 0$, there is at least one solution $\gamma^{-1}(\alpha) \in \left[\frac{1}{\mathbb{E}\mathsf{D}^2}, \gamma_+^{-1}\right)$. To see the claim, note that since

$$f_2\left(\frac{1}{\mathbb{E}\mathsf{D}^2}, \alpha\right) = \frac{\frac{1}{\mathbb{E}\mathsf{D}^2}}{1+\lambda_2\frac{1}{\mathbb{E}\mathsf{D}^2}}\mathbb{P}\left(\left|\mathsf{B}^\star\mathbb{E}\mathsf{D}^2 + \frac{1}{\alpha}\mathsf{Z}\right| > \lambda_1\right) > 0 = f_1\left(\frac{1}{\mathbb{E}\mathsf{D}^2}\right),$$

a sufficient condition for $f_1\left(\gamma^{-1}\right) = f_2\left(\gamma^{-1}, \alpha\right)$ to have a solution on $\left[\frac{1}{\mathbb{E}\mathsf{D}^2}, \gamma_+^{-1}\right)$ is $f_2\left(\gamma_+^{-1}, \alpha\right) < f_1\left(\gamma_+^{-1}\right)$. When $\gamma_+^{-1} < +\infty$, it suffices that

$$\frac{\gamma_+^{-1}}{1+\lambda_2\gamma_+^{-1}}\mathbb{P}\left(\left|\frac{1}{\gamma_+^{-1}}\mathsf{B}^\star + \frac{1}{\alpha}\mathsf{Z}\right| > \lambda_1\right) < G\left(-d_-\right)$$

which holds since

$$\frac{\gamma_+^{-1}}{1+\lambda_2\gamma_+^{-1}}\mathbb{P}\left(\left|\frac{1}{\gamma_+^{-1}}\mathsf{B}^\star + \frac{1}{\alpha}\mathsf{Z}\right| > \lambda_1\right) < \gamma_+^{-1} = \frac{1}{\frac{1}{G(-d_-)}+d_-} \le G\left(-d_-\right)$$

and when $\gamma_+^{-1} = +\infty$, it suffices that

$$\frac{1}{\lambda_2}\mathbb{P}\left(\left|\frac{1}{\alpha}\mathsf{Z}\right| > \lambda_1\right) < G\left(-d_-\right)$$

which holds because $\gamma_+^{-1} = +\infty$ if and only if $d_- = 0$ and $G\left(-d_-\right) = +\infty$. This means that for any $\alpha > 0$, we can find $\gamma^{-1}(\alpha)$ and $\eta^{-1}(\alpha) = f_1(\gamma^{-1}(\alpha)) = f_2(\gamma^{-1}(\alpha), \alpha)$ that solves

(62a) and (62b). The plan is to plug $\gamma^{-1}(\alpha)$ and $\eta^{-1}(\alpha)$ into the RHS of (62c) to obtain the function $v:(0,+\infty)\mapsto(0,+\infty)$

$$v(\alpha)=\alpha^2 R'\left(\eta^{-1}(\alpha)\right)\left[\mathbb{E}\left(\mathrm{Prox}_{\gamma^{-1}(\alpha)h}\left(\mathsf{B}^\star+\frac{\gamma^{-1}(\alpha)}{\alpha}\mathsf{Z}\right)-\mathsf{B}^\star\right)^2\right]$$
$$+\alpha^2\frac{1}{\gamma^{-1}(\alpha)}\left[1+\frac{\eta^{-1}(\alpha)R'\left(\eta^{-1}(\alpha)\right)}{R\left(\eta^{-1}(\alpha)\right)}\right]$$

and show that the RHS of (62c), i.e. $v(\alpha)$, diverges to $+\infty$ as $\alpha\to+\infty$ and goes to some value less than 1 as $\alpha\to 0$.

First consider any positive increasing sequence $(\alpha_m)_{m=1}^{+\infty}$ such that $\alpha_m\to+\infty$ as $m\to\infty$. We claim that one can pick solution $\gamma^{-1}(\alpha_m)\in\left[\frac{1}{\mathbb{E}\mathsf{D}^2},\gamma_+^{-1}\right)$ for each m such that $C_1:=\limsup_{m\to\infty}\gamma^{-1}(\alpha_m)<\gamma_+^{-1}$. For the case where $\gamma_+^{-1}<+\infty$, suppose the claim is false by which we would have a subsequence $(\alpha_{m_i})_{i=1}^{+\infty}$ of $(\alpha_m)_{m=1}^{+\infty}$ such that as $i\to\infty$,

$$f_2\left(\gamma_{m_i}^{-1},\alpha_{m_i}\right)=\frac{\gamma^{-1}(\alpha_{m_i})}{1+\lambda_2\gamma^{-1}(\alpha_{m_i})}\mathbb{P}\left(\left|\frac{1}{\gamma^{-1}(\alpha_{m_i})}\mathsf{B}^\star+\frac{1}{\alpha_{m_i}}\mathsf{Z}\right|>\lambda_1\right)=f_1\left(\gamma^{-1}(\alpha_{m_i})\right)$$
$$\to G(-d_-)$$

which is impossible since we also have that as $i\to\infty$,

$$\frac{\gamma^{-1}(\alpha_{m_i})}{1+\lambda_2\gamma^{-1}(\alpha_{m_i})}\mathbb{P}\left(\left|\frac{1}{\gamma^{-1}(\alpha_{m_i})}\mathsf{B}^\star+\frac{1}{\alpha_{m_i}}\mathsf{Z}\right|>\lambda_1\right)\to\frac{\gamma_+^{-1}}{1+\lambda_2\gamma_+^{-1}}\mathbb{P}\left(\left|\frac{1}{\gamma_+^{-1}}\mathsf{B}^\star\right|>\lambda_1\right)$$
$$<\gamma_+^{-1}\le G(-d_-)$$

For the case $\gamma_+^{-1}=+\infty$, suppose the claim is false by which we would have a subsequence $(\alpha_{m_i})_{i=1}^{+\infty}$ of $(\alpha_m)_{m=1}^{+\infty}$ such that as $i\to\infty$,

$$f_2\left(\gamma_{m_i}^{-1},\alpha_{m_i}\right)=\frac{\gamma^{-1}(\alpha_{m_i})}{1+\lambda_2\gamma^{-1}(\alpha_{m_i})}\mathbb{P}\left(\left|\frac{1}{\gamma^{-1}(\alpha_{m_i})}\mathsf{B}^\star+\frac{1}{\alpha_{m_i}}\mathsf{Z}\right|>\lambda_1\right)$$
$$=f_1\left(\gamma^{-1}(\alpha_{m_i})\right)\to+\infty$$

because $\lim_{\gamma^{-1}\to\gamma_+^{-1}}f_1\left(\gamma^{-1}\right)=G(-d_-)=+\infty$ when $\gamma_+^{-1}=+\infty$. But this is impossible since the LHS is strictly less than λ_2^{-1}.

Recall that $\eta^{-1}(\alpha_m)=f_1\left(\gamma^{-1}(\alpha_m)\right)$. It follows from the above discussion that

$$\limsup_{m\to\infty}\eta^{-1}(\alpha_m)<G(-d_-)$$

from which we conclude that

$$C_2:=\liminf_{m\to\infty}1+\frac{\eta^{-1}(\alpha_m)R'\left(\eta^{-1}(\alpha_m)\right)}{R\left(\eta^{-1}(\alpha_m)\right)}>0$$

This follows from the fact that $\lim_{x\to0}1+\frac{xR'(x)}{R(x)}=1$ using Lemma A.8, (f) and continuity of the function $x\mapsto 1+\frac{xR'(x)}{R(x)}$ on $(0,G(-d_-))$. Note that by the above discussion, we have $\liminf_{\alpha\to+\infty}\frac{v(\alpha)}{\alpha^2}\ge\frac{c_2}{c_1}$ which then implies that

$$\liminf_{\alpha\to+\infty}v(\alpha)\to+\infty. \tag{63}$$

Now consider any positive decreasing sequence $(\alpha_m)_{m=1}^{+\infty}$ such that $\alpha_m\to0$ as $m\to\infty$. We again claim that one can pick the solution $\gamma^{-1}(\alpha_m)\in\left[\frac{1}{\mathbb{E}\mathsf{D}^2},\gamma_+^{-1}\right)$ for each m such that

$C_3 := \limsup_{m\to\infty} \gamma^{-1}(\alpha_m) \in \left[\frac{1}{\mathbb{E}\mathsf{D}^2}, +\infty\right)$ and $\limsup_{m\to\infty} \eta^{-1}(\alpha_m) < G(-d_-)$. The proofs are analogous to the previous case. We then have that

$$C_4 := \limsup_{m\to\infty} 1 + \frac{\eta^{-1}(\alpha_m) R'\left(\eta^{-1}(\alpha_m)\right)}{R\left(\eta^{-1}(\alpha_m)\right)} < +\infty$$

This follows from the fact that $\lim_{x\to 0} 1 + \frac{xR'(x)}{R(x)} = 1$ by Lemma A.8, (f), $\limsup_{m\to\infty} \eta^{-1}(\alpha_m) < G(-d_-)$ as just shown, and continuity of the function $x \mapsto 1 + \frac{xR'(x)}{R(x)}$ on $(0, G(-d_-))$. We can then conclude that

$$\limsup_{m\to+\infty} \frac{1}{\gamma^{-1}(\alpha_m)} \left[1 + \frac{\eta^{-1}(\alpha_m) R'\left(\eta^{-1}(\alpha_m)\right)}{R\left(\eta^{-1}(\alpha_m)\right)}\right] \leq C_4 \mathbb{E}\mathsf{D}^2$$

which then implies that

$$\limsup_{m\to+\infty} \frac{\alpha_m^2}{\gamma^{-1}(\alpha_m)} \left[1 + \frac{\eta^{-1}(\alpha_m) R'\left(\eta^{-1}(\alpha_m)\right)}{R\left(\eta^{-1}(\alpha_m)\right)}\right] = 0. \tag{64}$$

Note also that

$$\limsup_{m\to+\infty} \left|R'\left(\eta^{-1}(\alpha_m)\right)\right| < +\infty \tag{65}$$

since $\limsup\limits_{m\to\infty} \eta^{-1}(\alpha_m) < G(-d_-)$. For each m, we have

$$\begin{aligned}\eta^{-1}(\alpha_m) =& f_2\left(\gamma^{-1}(\alpha_m), \alpha_m\right)\\ =& \frac{\gamma^{-1}(\alpha_m)}{1+\lambda_2\gamma^{-1}(\alpha_m)} \mathbb{P}\left(\left|\alpha_m \mathsf{B}^\star + \gamma^{-1}(\alpha_m)\mathsf{Z}\right| > \alpha_m \gamma^{-1}(\alpha_m)\lambda_1\right)\end{aligned}$$

It follows that

$$\limsup_{m\to+\infty} \left|\left(\frac{\gamma^{-1}(\alpha_m)}{1+\lambda_2\gamma^{-1}(\alpha_m)}\right)^2 - \eta^{-2}(\alpha_m)\right| = 0 \tag{66}$$

Also note that

$$\begin{aligned}&\alpha_m^2 \mathbb{E}\left(\mathrm{Prox}_{\gamma^{-1}(\alpha_m)h}\left(\mathsf{B}^\star + \frac{\gamma^{-1}(\alpha_m)}{\alpha_m}\mathsf{Z}\right) - \mathsf{B}^\star\right)^2\\ =& \mathbb{E}\left(\frac{\mathrm{sgn}(\alpha_m \mathsf{B}^\star + \gamma_*^{-1}\mathsf{Z})}{1+\lambda_2\gamma^{-1}(\alpha_m)}\left(\left|\alpha_m \mathsf{B}^\star + \gamma^{-1}(\alpha_m)\mathsf{Z}\right| - \alpha_m\gamma^{-1}(\alpha_m)\lambda_1\right)_+ - \alpha_m \mathsf{B}^\star\right)^2\end{aligned}$$

Since $\gamma^{-1}(\alpha_m)$ is bounded between $\frac{1}{\mathbb{E}\mathsf{D}^2}$ and C_3 for all sufficiently large m, it follows from the dominated convergence theorem that

$$\limsup_{m\to+\infty} \left|\left(\frac{\gamma^{-1}(\alpha_m)}{1+\lambda_2\gamma^{-1}(\alpha_m)}\right)^2 - \alpha_m^2 \mathbb{E}\left(\mathrm{Prox}_{\gamma^{-1}(\alpha_m)h}\left(\mathsf{B}^\star + \frac{\gamma^{-1}(\alpha_m)}{\alpha_m}\mathsf{Z}\right) - \mathsf{B}^\star\right)^2\right| = 0 \tag{67}$$

Combining (65), (66) and (67), we obtain that

$$\begin{aligned}\limsup_{m\to+\infty} \Big|&\eta^{-2}(\alpha_m) R'\left(\eta^{-1}(\alpha_m)\right)\\ &- \alpha_m^2 R'\left(\eta^{-1}(\alpha_m)\right)\mathbb{E}\left(\mathrm{Prox}_{\gamma^{-1}(\alpha_m)h}\left(\mathsf{B}^\star + \frac{\gamma^{-1}(\alpha_m)}{\alpha_m}\mathsf{Z}\right) - \mathsf{B}^\star\right)^2\Big| = 0.\end{aligned} \tag{68}$$

Now note that

$$\limsup_{m\to+\infty} \eta^{-2}(\alpha_m) R'\left(\eta^{-1}(\alpha_m)\right) < 1$$

using Lemma A.8, (e), $\limsup_{m\to\infty} \eta^{-1}(\alpha_m)^{m\to+\infty} < G(-d_-)$ from the above and the continuity of $x \mapsto x^2 R'(x)$ on $(0, G(-d_-))$. Using this and (68), we may then conclude that

$$\limsup_{m\to+\infty} \alpha_m^2 R'\left(\eta^{-1}(\alpha_m)\right) \mathbb{E}\left(\mathrm{Prox}_{\gamma^{-1}(\alpha_m)h}\left(\mathsf{B}^\star + \frac{\gamma^{-1}(\alpha_m)}{\alpha_m}\mathsf{Z}\right) - \mathsf{B}^\star\right)^2 < 1$$

which along with (64) implies that

$$\limsup_{\alpha\to 0} v(\alpha) < 1. \tag{69}$$

Combine (63) and (69). By continuity of $\alpha \mapsto v(\alpha)$ on $(0, +\infty)$, we know that there exists a solution $\alpha_* \in (0, +\infty)$ to the equation $v(\alpha_*) = 1$. Therefore, a solution of (62) is $(\gamma, \eta, \alpha) = \left(\gamma^{-1}(\alpha_*), \eta^{-1}(\alpha_*), \alpha_*\right)$ by construction. This concludes the proof.

A.6. VAMP algorithm. The VAMP algorithm consists of iteration as follows: for $t \geq 1$,

$$\begin{aligned}
&\hat{\mathbf{x}}_{1t} = \mathrm{Prox}_{\gamma_{1,t-1}^{-1}}(\mathbf{r}_{1,t-1}), \quad \eta_{1t}^{-1} = \gamma_{1,t-1}^{-1} \nabla \cdot \mathrm{Prox}_{\gamma_{1,t-1}^{-1}h}(\mathbf{r}_{1,t-1}) \\
&\gamma_{2t} = \eta_{1t} - \gamma_{1,t-1}, \quad \mathbf{r}_{2t} = \left(\eta_{1t}\hat{\mathbf{x}}_{1t} - \gamma_{1,t-1}\mathbf{r}_{1,t-1}\right)/\gamma_{2t} \\
&\hat{\mathbf{x}}_{2t} = \left(\mathbf{X}^\top\mathbf{X} + \gamma_{2t}\mathbf{I}_p\right)^{-1}\left(\mathbf{X}^\top\mathbf{y} + \gamma_{2t}\mathbf{r}_{2t}\right), \quad \eta_{2t}^{-1} = \frac{1}{p}\mathrm{Tr}\left[\left(\mathbf{X}^\top\mathbf{X} + \gamma_{2t}\mathbf{I}_p\right)^{-1}\right] \\
&\gamma_{1t} = \eta_{2t} - \gamma_{2t}, \quad \mathbf{r}_{1t} = \left(\eta_{2t}\hat{\mathbf{x}}_{2t} - \gamma_{2t}\mathbf{r}_{2t}\right)/\gamma_{1t}
\end{aligned}$$

The algorithm can be initialized at $r_{10} \in \mathbb{R}^p, \gamma_{10}, \tau_{10} > 0$ such that $(r_{10}, \boldsymbol{\beta}^\star) \overset{W_2}{\to} (\mathsf{R}_{10}, \mathsf{B}^\star)$ and $\mathsf{R}_{10} - \mathsf{B}^\star \sim N(0, \tau_{10})$. This algorithm is first introduced in [69] and the iterates $\hat{\mathbf{x}}_{1t}, \hat{\mathbf{x}}_{2t}$ are supposed to track $\hat{\boldsymbol{\beta}}$. The performance of this algorithm is characterized by state evolution iterations: for $t \geq 1$,

$$\begin{aligned}
&\bar{\alpha}_{1t} = \mathbb{E}\,\mathrm{Prox}'_{\gamma'_{1,1-1}}\left(\mathsf{B}^\star + N(0, \tau_{1,t-1})\right), \quad \bar{\eta}_{1t}^{-1} = \bar{\gamma}_{1,t-1}^{-1}\bar{\alpha}_{1t} \\
&\bar{\gamma}_{2t} = \bar{\eta}_{1t} - \bar{\gamma}_{1,t-1}, \quad \tau_{2t} = \frac{1}{(1-\bar{\alpha}_{1t})^2}\left[\mathcal{E}_1(\bar{\gamma}_{1,t-1}, \tau_{1,t-1}) - \bar{\alpha}_{1t}^2\tau_{1,t-1}\right] \\
&\bar{\alpha}_{2t} = \bar{\gamma}_{2t}\mathbb{E}\frac{1}{\mathsf{D}^2 + \bar{\gamma}_{2t}}, \quad \bar{\eta}_{2t}^{-1} = \bar{\gamma}_{2t}^{-1}\bar{\alpha}_{2t} \\
&\bar{\gamma}_{1,t} = \bar{\eta}_{2t} - \bar{\gamma}_{2t}, \quad \tau_t = \frac{1}{(1-\bar{\alpha}_{2t})^2}\left[\mathcal{E}_2(\bar{\gamma}_{2t}, \tau_{2t}) - \bar{\alpha}_{2t}^2\tau_{2t}\right]
\end{aligned} \tag{70}$$

where

$$\mathcal{E}_1(\gamma_1, \tau) := \mathbb{E}\left(\mathrm{Prox}_{\gamma_1^{-1}h}\left(\mathsf{B}^\star + N(0,\tau)\right) - \mathsf{B}^\star\right)^2, \quad \mathcal{E}_2(\gamma_2, \tau_2) := \mathbb{E}\left[\frac{\mathsf{D}^2 + \tau_2\gamma_2^2}{(\mathsf{D}^2 + \gamma_2)^2}\right].$$

APPENDIX B: PROOF OF ASYMPTOTIC NORMALITY

B.1. Proof result A: distribution characterization. In this section, we prove Theorem 5.1 using VAMP algorithm as proof device. We define the version of VAMP algorithm we will use in Appendix B.1.1, prove Cauchy convergence of its iterates in Appendix B.1.2, and prove Theorem 5.1 in Appendix B.1.3. To streamline the presentation, proofs of intermediate claims are collected in Appendix B.3.

B.1.1. *The oracle VAMP Algorithm.* We review the oracle VAMP algorithm defined in [37] and present an extended state evolution result for the algorithm. This algorithm is obtained by initializing the VAMP algorithm introduced in [69] at stationarity $\mathbf{r}_{10} = \boldsymbol{\beta}^\star + N(0, \tau_* \mathbf{I}_{\mathrm{p}}), \gamma_{10}^{-1} = \gamma_*^{-1}$. See Appendix A.6 for a review. Then for $t \geq 1$, we have iterates

$$\hat{\mathbf{x}}_{1t} = \mathrm{Prox}_{\gamma_*^{-1} h}\left(\mathbf{r}_{1,t-1}\right) \tag{71a}$$

$$\mathbf{r}_{2t} = \frac{1}{\eta_* - \gamma_*}\left(\eta_* \hat{\mathbf{x}}_{1t} - \gamma_* \mathbf{r}_{1,t-1}\right) \tag{71b}$$

$$\hat{\mathbf{x}}_{2t} = \left(\mathbf{X}^\top \mathbf{X} + \left(\eta_* - \gamma_*\right) \mathbf{I}_p\right)^{-1} \left(\mathbf{X}^\top \mathbf{y} + \left(\eta_* - \gamma_*\right) \mathbf{r}_{2t}\right) \tag{71c}$$

$$\mathbf{r}_{1t} = \frac{1}{\gamma_*}\left(\eta_* \hat{\mathbf{x}}_{2t} - \left(\eta_* - \gamma_*\right) \mathbf{r}_{2t}\right) \tag{71d}$$

Let us define functions $F : \mathbb{R} \times \mathbb{R} \to \mathbb{R}$ and $F' : \mathbb{R} \times \mathbb{R} \to \mathbb{R}$

$$\begin{aligned} F(q, x) &:= \frac{\eta_*}{\eta_* - \gamma_*} \mathrm{Prox}_{\gamma_*^{-1} h}(q + x) - \frac{\gamma_*}{\eta_* - \gamma_*} q - \frac{\eta_*}{\eta_* - \gamma_*} x \\ F'(q, x) &:= \frac{\eta_*}{\eta_* - \gamma_*} \mathrm{Prox}'_{\gamma_*^{-1} h}(q + x) - \frac{\gamma_*}{\eta_* - \gamma_*} \end{aligned} \tag{72}$$

Note that for any fixed x, $F'(q, x)$ equals to the derivative of $q \mapsto F(q, x)$ whenever the derivative exists, and at the finitely many points where $q \mapsto F(q, x)$ is not differentiable $F'(q, x)$ equals to 0 (cf. Lemma 2.7). We also define some quantities

$$\begin{aligned} \boldsymbol{\Lambda} &:= \frac{\eta_*\left(\eta_* - \gamma_*\right)}{\gamma_*} \left(\mathbf{D}^\top \mathbf{D} + \left(\eta_* - \gamma_*\right) \mathbf{I}_p\right)^{-1} - \left(\frac{\eta_* - \gamma_*}{\gamma_*}\right) \cdot \mathbf{I}_p \\ \boldsymbol{\xi} &:= \mathbf{Q} \boldsymbol{\varepsilon}, \quad \mathbf{e}_b := \frac{\eta_*}{\gamma_*} \left(\mathbf{D}^\top \mathbf{D} + \left(\eta_* - \gamma_*\right) \mathbf{I}_p\right)^{-1} \mathbf{D}^\top \boldsymbol{\xi}, \quad \mathbf{e} := \mathbf{O}^\top \mathbf{e}_b \end{aligned} \tag{73}$$

We note some important properties of these quantities, which are essentially consequence of Assumption 2 and (19). We defer the proof of Proposition B.1 to Appendix B.3.1.

PROPOSITION B.1. *Under Assumption 2—4, almost surely,*

(74a)

$$\lim_{p \to \infty} \frac{1}{p} \operatorname{Tr}(\boldsymbol{\Lambda}) = 0, \quad \kappa_* := \lim_{p \to \infty} \frac{1}{p} \operatorname{Tr}\left(\boldsymbol{\Lambda}^2\right) = \mathbb{E}\left(\frac{\eta_*\left(\eta_* - \gamma_*\right)}{\gamma_*\left(\mathsf{D}^2 + \left(\eta_* - \gamma_*\right)\right)} - \frac{\eta_* - \gamma_*}{\gamma_*}\right)^2$$

(74b)

$$b_* := \lim_{p \to \infty} \frac{1}{p} \|\mathbf{e}_b\|^2 = \frac{1}{\gamma_*} - \frac{\kappa_*}{\eta_* - \gamma_*} = \left(\frac{\eta_*}{\gamma_*}\right)^2 \mathbb{E} \frac{\mathsf{D}^2}{\left(\mathsf{D}^2 + \eta_* - \gamma_*\right)^2}, \quad \tau_* = b_* + \kappa_* \tau_{**}$$

(74c)

$$\mathbb{E} F'\left(\sqrt{\tau_*} \mathsf{Z}, \mathsf{B}^\star\right) = 0, \quad \mathbb{E} F\left(\sqrt{\tau_*} \mathsf{Z}, \mathsf{B}^\star\right)^2 = \tau_{**}$$

where $\mathsf{Z} \sim N(0, 1)$ *is independent of* $\mathsf{B}^\star$. *Moreover, the function* $(q, x) \mapsto F(q, x)$ *is Lipschitz continuous on* $\mathbb{R} \times \mathbb{R}$.

Then, one can show that by eliminating $\hat{\mathbf{x}}_{1t}, \hat{\mathbf{x}}_{2t}$ and introducing a change of variables

$$\mathbf{x}^t = \mathbf{r}_{2t} - \boldsymbol{\beta}^\star, \quad \mathbf{y}^t = \mathbf{r}_{1t} - \boldsymbol{\beta}^\star - \mathbf{e}, \quad \mathbf{s}^t = \mathbf{O} \mathbf{x}^t \tag{75}$$

(71) is equivalent to the following iterations: with initialization $\mathbf{q}^0 \sim N(0, \tau_* \cdot \mathbf{I}_{\mathrm{p}}), \mathbf{x}^1 = \mathrm{F}(\mathrm{q}_0, \boldsymbol{\beta}^\star)$, for $t = 1, 2, 3, \ldots,$

$$\mathbf{s}^t = \mathbf{O}\mathbf{x}^t, \qquad \mathbf{y}^t = \mathbf{O}^\top \boldsymbol{\Lambda} \mathbf{s}^t, \qquad \mathbf{x}^{t+1} = F(\mathbf{y}^t + \mathbf{e}, \boldsymbol{\beta}^\star). \tag{76}$$

The following Proposition will be needed later. Its proof is deferred to Appendix B.3.1.

PROPOSITION B.2. *Suppose Assumptions 2–3 hold. Define random variables*

$$\Xi \sim N(0,1), \qquad \mathsf{P}_0 \sim N(0, \tau_*), \qquad \mathsf{E} \sim N(0, b_*)$$

independent of each other and of D*, and set*

$$\mathsf{L} = \frac{\eta_* - \gamma_*}{\gamma_*}\left(\frac{\eta_*}{\mathsf{D}^2 + \eta_* - \gamma_*} - 1\right), \ \mathsf{E}_b = \frac{\eta_*}{\gamma_*}\frac{\mathsf{D}\Xi}{\mathsf{D}^2 + \eta_* - \gamma_*}, \ \mathsf{H} = (\mathsf{B}^\star, \mathsf{D}, \mathsf{D}\Xi, \mathsf{L}, \mathsf{E}_b, \mathsf{E}, \mathsf{P}_0).$$

Then $\kappa_* = \mathbb{E}\mathsf{L}^2$ *and* $b_* = \mathbb{E}\mathsf{E}_b^2$*. Furthermore, almost surely as* $n, p \to \infty$*,*

$$\mathbf{H} := \left(\boldsymbol{\beta}^\star, \mathbf{D}^\top \mathbf{1}_{n\times 1}, \mathbf{D}^\top \boldsymbol{\xi}, \mathrm{diag}(\boldsymbol{\Lambda}), \mathbf{e}_b, \mathbf{e}, \mathbf{q}^0\right) \overset{W_2}{\to} \mathsf{H}.$$

Now we state the state evolution for the VAMP algorithm. Its proof is deferred to Appendix B.3.1.

PROPOSITION B.3. *Suppose Assumptions 2–6 hold. Further assume that the function* $x \mapsto \mathrm{Prox}'_{\gamma_*^{-1}h}(x)$ *defined in Lemma 2.7 is non-constant. Let* $\mathsf{H} = (\mathsf{B}^\star, \mathsf{D}, \mathsf{D}\Xi, \mathsf{L}, \mathsf{E}_b, \mathsf{E}, \mathsf{P}_0)$ *be as defined in Proposition B.2. Set* $\mathsf{X}_1 = F(\mathsf{P}_0, \mathsf{B}^\star)$*, set* $\Delta_1 = \mathbb{E}[\mathsf{X}_1^2] \in \mathbb{R}^{1\times 1}$*, and define iteratively* $\mathsf{S}_t, \mathsf{Y}_t, \mathsf{X}_{t+1}, \Delta_{t+1}$ *for* $t = 1, 2, 3, \ldots$ *such that*

$$(\mathsf{S}_1, \ldots, \mathsf{S}_t) \sim N(0, \Delta_{\mathrm{t}}), \qquad (\mathsf{Y}_1, \ldots, \mathsf{Y}_{\mathrm{t}}) \sim \mathrm{N}(0, \kappa_* \Delta_{\mathrm{t}})$$

are Gaussian vectors independent of each other and of H*, and*

$$\mathsf{X}_{t+1} = F(\mathsf{Y}_t + \mathsf{E}, \mathsf{B}^\star), \qquad \Delta_{t+1} = \mathbb{E}\left[(\mathsf{X}_1, \ldots, \mathsf{X}_{t+1})(\mathsf{X}_1, \ldots, \mathsf{X}_{t+1})^\top\right] \in \mathbb{R}^{(t+1)\times(t+1)}.$$

Then for each $t \geq 1$*,* $\Delta_t \succ 0$ *strictly,* $\tau_{**} = \mathbb{E}\mathsf{X}_t^2$*, and* $\kappa_* \tau_{**} = \mathbb{E}\mathsf{Y}_t^2$*.*

Furthermore, let $\mathbf{X}_t = \left(\mathbf{x}^1, \ldots, \mathbf{x}^t\right) \in \mathbb{R}^{p\times t}$*,* $\mathbf{S}_t = \left(\mathbf{s}^1, \ldots, \mathbf{s}^t\right) \in \mathbb{R}^{p\times t}$*, and* $\mathbf{Y}_t = \left(\mathbf{y}^1, \ldots, \mathbf{y}^t\right) \in \mathbb{R}^{p\times t}$ *collect the iterates of* (76)*, starting from the initialization* $\mathbf{x}^1 = F(\mathbf{q}^0, \boldsymbol{\beta}^\star)$*. Then for any fixed* $t \geq 1$*, almost surely as* $p, n \to \infty$*,*

$$(\mathbf{H}, \mathbf{X}_t, \mathbf{S}_t, \mathbf{Y}_t) \overset{W_2}{\to} (\mathsf{H}, \mathsf{X}_1, \ldots, \mathsf{X}_t, \mathsf{S}_1, \ldots, \mathsf{S}_t, \mathsf{Y}_1, \ldots, \mathsf{Y}_t).$$

Noting that each matrix Δ_t is the upper-left submatrix of Δ_{t+1}, let us denote the entries of these matrices as $\Delta_t = (\delta_{rs})_{r,s=1}^t$. We also denote $\delta_* := \tau_{**}$ and $\sigma_*^2 := \kappa_* \tau_{**}$.

REMARK B.4. In case where $\mathrm{Prox}'_{\gamma_*^{-1}h}(x)$ is constant in x (e.g. ridge penalty), the iterates converges in one iteration and the above result holds for $t \leq 1$.

Proof of the following Corollary is deferred to Appendix B.3.1.

COROLLARY B.5. *Under Assumptions 2–6, almost surely as* $p, n \to \infty$

$$(\hat{\mathbf{x}}_{1t}, \mathbf{r}_{1t}, \boldsymbol{\beta}^\star) \overset{W_2}{\to} \left(\mathrm{Prox}_{\gamma_*^{-1}h}\left(\sqrt{\tau_*}\mathsf{Z} + \mathsf{B}^\star\right), \sqrt{\tau_*}\mathsf{Z} + \mathsf{B}^\star, \mathsf{B}^\star\right). \tag{77}$$

Furthermore, almost surely as $p, n \to \infty$*,*

$$\frac{1}{p}\left\|\mathbf{X}\mathbf{r}_{2t} - \mathbf{y}\right\|^2 \to \tau_{**}\mathbb{E}\mathsf{D}^2 + \delta \tag{78}$$

B.1.2. *Cauchy convergence of VAMP iterates.* The following Proposition is analogous to [31, Proposition 2.3] and [57, Lemma B.2.] in the context of rotationally invariant spin glass and Bayesian linear regression. However, it requires observing a simple but crucial property of the R-transform (i.e. $-zR'(z)/R(z) < 1$ for all z on the domain) and its interplay with the non-expansiveness of the proximal map. We defer the proof to Appendix B.3.1.

PROPOSITION B.6. *Under Assumptions 2–6,*

$$\lim_{\min(s,t)\to\infty} \delta_{st} = \delta_*$$

where $\delta_{st} = \mathbb{E}\mathsf{X}_s\mathsf{X}_t$.

We can then obtain the convergence of vector iterates for the oracle VAMP algorithm. We defer the proof to Appendix B.3.1.

COROLLARY B.7. *Under Assumptions 2–6, for* $j = 1, 2$,

(79)
$$\lim_{(s,t)\to\infty}\left(\lim_{p\to\infty}\frac{1}{p}\left\|\mathbf{x}^t - \mathbf{x}^s\right\|^2\right) = \lim_{(s,t)\to\infty}\left(\lim_{p\to\infty}\frac{1}{p}\left\|\mathbf{y}^t - \mathbf{y}^s\right\|^2\right)$$
$$= \lim_{(s,t)\to\infty}\left(\lim_{p\to\infty}\frac{1}{p}\left\|\mathbf{r}_{jt} - \mathbf{r}_{js}\right\|^2\right) = \lim_{(s,t)\to\infty}\left(\lim_{p\to\infty}\frac{1}{p}\left\|\hat{\mathbf{x}}_{jt} - \hat{\mathbf{x}}_{js}\right\|^2\right) = 0$$

where the inner limits exist almost surely for each fixed t *and* s.

B.1.3. *Characterize limits of empirical distribution.* Recall definition of $\mathbf{r}_*, \mathbf{r}_{**}$ from (46). The following is a direct consequence of the Cauchy convergence of the VAMP iterates and the strong convexity in the penalized loss function. We defer the proof to Appendix B.3.2.

PROPOSITION B.8. *Under Assumptions 2–6 with* $c_0 > 0$, *for* $j = 1, 2$,

$$\lim_{t\to\infty}\lim_{p\to\infty}\frac{1}{p}\left\|\hat{\boldsymbol{\beta}} - \hat{\mathbf{x}}_{jt}\right\|_2^2 = \lim_{t\to\infty}\lim_{p\to\infty}\frac{1}{p}\left\|\mathbf{r}_{jt} - \mathbf{r}_{j*}\right\|_2^2 = 0.$$

where the inner limits exist almost surely for each fixed t.

Combining Proposition B.8 and Corollary B.5 yields the proof of Theorem 5.1.

PROOF OF THEOREM 5.1. We prove (47) first. Fix function $\psi : \mathbb{R}^3 \mapsto \mathbb{R}$ satisfying, for some constant $C > 0$, the pseudo-Lipschitz condition

$$\left|\psi(\mathbf{v}) - \psi\left(\mathbf{v}'\right)\right| \le C\left(1 + \|\mathbf{v}\|_2 + \left\|\mathbf{v}'\right\|_2\right)\left\|\mathbf{v} - \mathbf{v}'\right\|_2.$$

For any fixed t, we have

$$\begin{aligned}
&\left|\frac{1}{p}\sum_{i=1}^{p}\psi\left(\hat{x}_{1t,i}, r_{1t,i}, \beta_i^\star\right) - \frac{1}{p}\sum_{i=1}^{p}\psi\left(\hat{\beta}_i, r_{*,i}, \beta_i^\star\right)\right| \\
&\leq \frac{C}{p}\sum_{i=1}^{p}\left(\left|\hat{x}_{1t,i} - \hat{\beta}_i\right|^2 + \left|r_{1t,i} - r_{*,i}\right|^2\right)^{\frac{1}{2}} \\
&\qquad\qquad \times\left(1 + \sqrt{\hat{x}_{1t,i}^2 + r_{1t,i}^2 + \beta_i^{\star 2}} + \sqrt{\hat{\beta}_i^2 + r_{*,i}^2 + \beta_i^{\star 2}}\right) \\
&\overset{(\star)}{\leq} C\left(\frac{1}{p}\sum_{i=1}^{p}\left|\hat{x}_{1t,i} - \hat{\beta}_i\right|^2 + \left|r_{1t,i} - r_{*,i}\right|^2\right)^{\frac{1}{2}} \\
&\qquad\qquad \times\left(\frac{1}{p}\sum_{i=1}^{p}\left(1 + \sqrt{\hat{x}_{1t,i}^2 + r_{1t,i}^2 + \beta_i^{\star 2}} + \sqrt{\hat{\beta}_i^2 + r_{*,i}^2 + \beta_i^{\star 2}}\right)^2\right)^{\frac{1}{2}} \\
&\leq C\left(\frac{1}{p}\left\|\hat{\mathbf{x}}_{1t} - \hat{\boldsymbol{\beta}}\right\|_2^2 + \frac{1}{p}\left\|\hat{\mathbf{x}}_{1t} - \hat{\boldsymbol{\beta}}\right\|_2^2\right)^{\frac{1}{2}} \\
&\qquad\qquad \times\left(3 + \frac{3}{p}\left(\left\|\hat{\mathbf{x}}_{1t}\right\|_2^2 + 3\left\|\mathbf{r}_{1t}\right\|_2^2 + 2\left\|\boldsymbol{\beta}^\star\right\|_2^2 + 2\left\|\mathbf{r}_{1t} - \mathbf{r}_*\right\|_2^2\right)\right)^{\frac{1}{2}}
\end{aligned}$$

where $(\star)$ is by Cauchy-Schwarz inequality. This, along with Proposition B.8, Assumption 3, Corollary B.5 implies that

$$\lim_{t\to\infty}\lim_{p\to\infty}\left|\frac{1}{p}\sum_{i=1}^{p}\psi\left(\hat{x}_{1t,i}, r_{1t,i}, \beta_i^\star\right) - \frac{1}{p}\sum_{i=1}^{p}\psi\left(\hat{\beta}_i, r_{*,i}, \beta_i^\star\right)\right| = 0 \tag{80}$$

Using Corollary B.5 and Proposition A.1, we have that

$$\lim_{p\to\infty}\left|\frac{1}{p}\sum_{i=1}^{p}\psi\left(\hat{x}_{1t,i}, r_{1t,i}, \beta_i^\star\right) - \mathbb{E}\psi\left(\mathrm{Prox}_{\gamma_*^{-1}h}\left(\sqrt{\tau_*}\mathsf{Z} + \mathsf{B}^\star\right), \sqrt{\tau_*}\mathsf{Z} + \mathsf{B}^\star, \mathsf{B}^\star\right)\right| = 0 \tag{81}$$

By triangle inequality, we also have

$$\begin{aligned}
&\left|\mathbb{E}\psi\left(\mathrm{Prox}_{\gamma_*^{-1}h}\left(\sqrt{\tau_*}\mathsf{Z} + \mathsf{B}^\star\right), \sqrt{\tau_*}\mathsf{Z} + \mathsf{B}^\star, \mathsf{B}^\star\right) - \frac{1}{p}\sum_{i=1}^{p}\psi\left(\hat{\beta}_i, r_{*,i}, \beta_i^\star\right)\right| \\
&\leq \left|\frac{1}{p}\sum_{i=1}^{p}\psi\left(\hat{x}_{1t,i}, r_{1t,i}, \beta_i^\star\right) - \mathbb{E}\psi\left(\mathrm{Prox}_{\gamma_*^{-1}h}\left(\sqrt{\tau_*}\mathsf{Z} + \mathsf{B}^\star\right), \sqrt{\tau_*}\mathsf{Z} + \mathsf{B}^\star, \mathsf{B}^\star\right)\right|. \\
&\qquad + \left|\frac{1}{p}\sum_{i=1}^{p}\psi\left(\hat{x}_{1t,i}, r_{1t,i}, \beta_i^\star\right) - \frac{1}{p}\sum_{i=1}^{p}\psi\left(\hat{\beta}_i, r_{*,i}, \beta_i^\star\right)\right|
\end{aligned}$$

Taking p and then t to infinity on both sides of the above, by (80) and (81),

$$\lim_{p\to\infty}\left|\frac{1}{p}\sum_{i=1}^{p}\psi\left(\hat{\beta}_i, r_{*,i}, \beta_i^\star\right) - \mathbb{E}\psi\left(\mathrm{Prox}_{\gamma_*^{-1}h}\left(\sqrt{\tau_*}\mathsf{Z} + \mathsf{B}^\star\right), \sqrt{\tau_*}\mathsf{Z} + \mathsf{B}^\star, \mathsf{B}^\star\right)\right| = 0$$

where we used the fact that lhs does not depend on t. An application of Proposition A.1 with $\mathfrak{p} = 2, k = 3$ completes the proof for (47).

To see (48), note that

$$\begin{aligned}\left|\frac{1}{p}\left\|\mathbf{X}\mathbf{r}_{**}-\mathbf{y}\right\|^2-\frac{1}{p}\left\|\mathbf{X}\mathbf{r}_{2t}-\mathbf{y}\right\|^2\right| &= \left|\frac{1}{p}\left\langle\mathbf{X}\mathbf{r}_{**}-2\mathbf{y}+\mathbf{X}\mathbf{r}_{2t},\mathbf{X}\mathbf{r}_{**}-\mathbf{X}\mathbf{r}_{2t}\right\rangle\right| \\ &\le \frac{1}{p}\left\|\mathbf{X}\mathbf{r}_{**}-2\mathbf{y}+\mathbf{X}\mathbf{r}_{2t}\right\|_2\left\|\mathbf{X}\mathbf{r}_{**}-\mathbf{X}\mathbf{r}_{2t}\right\|_2 \\ &\le \frac{1}{p}\left(\|\mathbf{X}\|_{\mathrm{op}}\left(\|\mathbf{r}_{**}-\boldsymbol{\beta}^\star\|_2+\|\mathbf{r}_{2t}-\boldsymbol{\beta}^\star\|\right)+2\|\boldsymbol{\varepsilon}\|_2\right)\|\mathbf{X}\|_{\mathrm{op}}\|\mathbf{r}_{**}-\mathbf{r}_{2t}\|_2 .\end{aligned}$$

Using this inequality and $\|\mathbf{X}\|_{\mathrm{op}}=\max_{i\in[p]}|d_i|\to\sqrt{d_+}$ (cf. Assumption 2), we obtain that almost surely

$$\lim_{t\to\infty}\limsup_{p\to\infty}\left|\frac{1}{p}\left\|\mathbf{X}\mathbf{r}_{**}-\mathbf{y}\right\|^2-\frac{1}{p}\left\|\mathbf{X}\mathbf{r}_{2t}-\mathbf{y}\right\|^2\right|=0. \tag{82}$$

From triangle inequality, we have

$$\begin{aligned}&\left|\frac{1}{p}\left\|\mathbf{X}\mathbf{r}_{**}-\mathbf{y}\right\|^2-\left(\tau_{**}\mathbb{E}\mathsf{D}^2+\delta\right)\right| \\ &\qquad\le\left|\frac{1}{p}\left\|\mathbf{X}\mathbf{r}_{2t}-\mathbf{y}\right\|^2-\left(\tau_{**}\mathbb{E}\mathsf{D}^2+\delta\right)\right|+\left|\frac{1}{p}\left\|\mathbf{X}\mathbf{r}_{**}-\mathbf{y}\right\|^2-\frac{1}{p}\left\|\mathbf{X}\mathbf{r}_{2t}-\mathbf{y}\right\|^2\right|.\end{aligned}$$

Apply limit operation $\lim_{t\to\infty}\limsup_{p\to\infty}$ on both sides. Using (82), (78) and the fact that the lhs does not depend on t, we have that almost surely

$$\limsup_{p\to\infty}\left|\frac{1}{p}\left\|\mathbf{X}\mathbf{r}_{**}-\mathbf{y}\right\|^2-\left(\tau_{**}\mathbb{E}\mathsf{D}^2+\delta\right)\right|=0.$$

This completes the proof of (48). □

B.2. Prove result B: consistent estimation. We prove existence and uniqueness of the solution to the adjustment equation (21) in Appendix B.2.1, show that the adjustment equation converges to a population limit in Appendix B.2.2, and prove Theorem 3.1 in Appendix B.2.3. To streamline the presentation, proofs of intermediate claims are collected in Appendix B.4.

B.2.1. *Properties of the adjustment equation.* Recall definition of function $g_p:(0,+\infty)\mapsto\mathbb{R}$ from (20). We outline in Lemma B.9 the conditions under which it is well-defined, strictly increasing and the equation

$$g_p(\gamma)=1 \tag{83}$$

admits a unique solution on $(0,+\infty)$. The proof is deferred to Appendix B.4.1.

LEMMA B.9. *Fix $p\ge 1$. Assume that $h''(\hat{\beta}_j)\ge 0$ for all $j\in[p]$. We then have the following statements:*

(a) *If $d_i\neq 0$ for all i, the function $\gamma\mapsto g_p(\gamma)$ is well-defined. If for some $i\in[p], d_i=0$, the function $\gamma\mapsto g_p(\gamma)$ is well-defined if and only if $\left\|h''(\hat{\boldsymbol{\beta}})\right\|_0>0$.*

(b) *Given that g_p is well-defined, it is strictly increasing if there exists some $j\in[p]$ such that $h''\left(\hat{\beta}_j\right)\neq+\infty$, or else $g_p(\gamma)=1,\forall\gamma\in(0,+\infty)$.*

(c) *Given that $\left\|h''(\hat{\boldsymbol{\beta}})\right\|_0=p$ or for all $i, d_i\neq 0$, by which g_p is well-defined from (a),* (83) *has a unique solution if and only if there exists some $j\in[p]$ such that $h''\left(\hat{\beta}_j\right)\neq+\infty$.*

(d) *Given that* $\left\|h''(\hat{\boldsymbol{\beta}})\right\|_0 < p$ *and for some* i, $d_i = 0$, g_p *is well-defined and* (83) *has a unique solution on* $(0, +\infty)$ *if and only if* $\|d\|_0 + \left\|h''(\hat{\boldsymbol{\beta}})\right\|_0 > p$.

The following assumption is made to simplify the conditions outlined in Lemma B.9.

ASSUMPTION 8. Fix $p \geq 1$ and suppose that Assumption 4 holds. If $\left\|h''(\hat{\boldsymbol{\beta}})\right\|_0 = p$ or that $\mathbf{X}^\top \mathbf{X}$ is non-singular, we require only that there exists some $i \in [p]$ such that $h''(\hat{\beta}_i) \neq +\infty$. Otherwise, we require in addition that $\|d\|_0 + \left\|h''(\hat{\boldsymbol{\beta}})\right\|_0 > p$.

The following is a direct consequence of Lemma B.9 which in turn has Proposition 3.1 as a special case.

PROPOSITION B.10. *Fix* $p \geq 1$ *and suppose that Assumption 4 holds. Then, Assumption 8 holds if and only if the function* $\gamma \mapsto g_p(\gamma)$ *is well-defined for any* $\gamma > 0$, *strictly increasing, and the equation* (83) *admits a unique solution contained in* $(0, +\infty)$.

B.2.2. *Population limit of the adjustment equation.* From now on, we use notation for the following random variable

$$\mathsf{U} := h''\left(\mathrm{Prox}_{\gamma_*^{-1} h}\left(\sqrt{\tau_*}\mathsf{Z} + \mathsf{B}^\star\right)\right).$$

Define $g_\infty : (0, +\infty) \mapsto \mathbb{R}$ by

$$g_\infty(\gamma) = \mathbb{E}\frac{1}{(\mathsf{D}^2 - \gamma)\,\mathbb{E}\frac{1}{\gamma + \mathsf{U}} + 1}.$$

which is well-defined under Assumption 4, 6 as shown in Lemma B.11 below. We defer its proof to Appendix B.4.2.

LEMMA B.11. *Under Assumption 4, 6,* g_∞ *is well-defined on and strictly increasing on* $(0, +\infty)$. *The equation* $g_\infty(\gamma) = 1$ *admits a unique solution* γ_* *on* $(0, +\infty)$.

REMARK B.12. We emphasize that the proof of Lemma B.11 does not require (19) admits a unique solution, only that a solution exists.

We can show that the LHS of the sample adjustment equation converges to the LHS of the population adjustment equation. We defer its proof to Appendix B.4.2.

PROPOSITION B.13. *Under Assumption 2—6, almost surely for all sufficiently large* p, g_p *is well-defined on* $(0, +\infty)$ *and for any* $\gamma > 0$, *almost surely*

$$\lim_{p \to \infty} g_p(\gamma) = g_\infty(\gamma). \tag{84}$$

B.2.3. *Consistent estimation of fixed points.* Recall definition of $\widehat{\mathsf{adj}}$ from Proposition 3.1 and definitions of $\hat{\eta}_*, \hat{\tau}_*, \hat{\tau}_{**}, \hat{\mathbf{r}}_{**}$ from Equation (22). We also define consistent estimator of b_* and κ_* as follows

$$\begin{aligned} \hat{b}_*(p) &:= \left(\frac{\hat{\eta}_*}{\widehat{\mathsf{adj}}}\right)^2 \frac{1}{p}\sum_{i=1}^{p} \frac{d_i^2}{\left(d_i^2 + \hat{\eta}_* - \widehat{\mathsf{adj}}\right)^2} \\ \hat{\kappa}_*(p) &:= \left(\frac{\hat{\eta}_* - \widehat{\mathsf{adj}}}{\widehat{\mathsf{adj}}}\right)^2 \left(\frac{1}{p}\sum_{i=1}^{p}\left(\frac{\hat{\eta}_*}{d_i^2 + \hat{\eta}_* - \widehat{\mathsf{adj}}}\right)^2 - 1\right) \end{aligned} \tag{85}$$

whereupon we have $\hat{\tau}_*(p) = \hat{b}_* + \hat{\kappa}_* \hat{\tau}_{**}$. All of the above are well-defined under Assumption 4, 5 which ensures that $\widehat{\mathsf{adj}}, \hat{\eta}_* - \widehat{\mathsf{adj}} > 0$ (cf. Proposition 3.1 or Proposition B.10). On the other hand, if Assumption 4, 5 do not both hold, we say that the above estimators are not well-defined.

We are now ready to prove Theorem 5.2 which shows that the quantities defined in (22) and (85) indeed converges to their population counterparts.

PROOF OF THEOREM 5.2. We first show that $\lim_{p\to\infty} \widehat{\mathsf{adj}}\,(p) \to \gamma_*$ almost surely. Fix any $0 < \epsilon < \gamma_*$. Note that almost surely

$$\lim_{p\to\infty} g_p\left(\gamma_* - \epsilon\right) = g_\infty\left(\gamma_* - \epsilon\right) < g_\infty\left(\gamma_*\right) = 1,$$

$$\lim_{p\to\infty} g_p\left(\gamma_* + \epsilon\right) = g_\infty\left(\gamma_* + \epsilon\right) > g_\infty\left(\gamma_*\right) = 1$$

as a direct consequence of Proposition B.13 and that g_∞ is strictly increasing (cf. Lemma B.11). It follows that almost surely for all m sufficiently large

$$g_p\left(\gamma_* - \epsilon\right) < 1, \quad g_p\left(\gamma_* + \epsilon\right) > 1. \tag{86}$$

By the assumptions and Lemma B.11, g_p is continuous, strictly increasing and (83) admits a unique solution $\widehat{\mathsf{adj}}\,(p)$ for all p. (86) thus implies that almost surely for all p sufficiently large $\left|\widehat{\mathsf{adj}}\,(p) - \gamma_*\right| < \epsilon$. This completes the proof for $\lim_{p\to\infty} \widehat{\mathsf{adj}}\,(p) \to \gamma_*$. Recalling (19a), (19c), (15) and definitions of b_*, κ_* (cf. (74)), the same reasoning applied to demonstrate Equation (107) can be utilized to establish the consistency statements for $\hat{\eta}_*, \hat{b}_*$ and $\hat{\kappa}_*$. To show $\hat{\boldsymbol{\beta}}^u(p) \overset{W_2}{\to} \mathsf{B}^\star + \sqrt{\tau_*}\mathsf{Z}$ almost surely as $p \to \infty$, note that $\hat{\boldsymbol{\beta}}^u(p) - \mathbf{r}_* \overset{W_2}{\to} 0$ by consistency of $\widehat{\mathsf{adj}}$ and $\limsup_{p\to\infty} p^{-1} \left\|\mathbf{X}^\top(\mathbf{y} - \mathbf{X}\hat{\boldsymbol{\beta}})\right\|_2^2 < +\infty$, and the claims follow from (47) and an application of Proposition A.4. A similar argument shows that $\frac{1}{p}\|\hat{\mathbf{r}}_{**} - \mathbf{r}_{**}\|^2 \to 0$ almost surely as $p \to \infty$. The consistency statements for $\hat{\tau}_*, \hat{\tau}_{**}$ follow from results above, (48) and the identity $\tau_* = b_* + \kappa_* \tau_{**}$ (cf. (74)). □

B.3. Supporting proofs for result A.

B.3.1. *Oracle VAMP proofs.*

PROOF OF PROPOSITION B.1. By Assumption 2, and Assumption 6, (19c),

$$\lim_{p\to\infty} \frac{1}{p} \operatorname{Tr}(\boldsymbol{\Lambda}) = \mathbb{E}\left(\eta_* - \gamma_*\right)\left(\frac{\eta_*}{\gamma_*\left(\mathsf{D}^2 + (\eta_* - \gamma_*)\right)} - \frac{1}{\gamma_*}\right) = 0.$$

The limiting values of $\kappa_* := \lim_{p\to\infty} \frac{1}{p} \operatorname{Tr}\left(\boldsymbol{\Lambda}^2\right)$ and $b_* := \lim_{p\to\infty} \frac{1}{p} \|\mathbf{e}_b\|^2$ is found analogously under Assumption 2. The identity $\tau_* = b_* + \kappa_* \tau_{**}$ is obtained by rewriting (19d) using definitions of b_*, κ_*. Using (19a), we have that

$$\mathbb{E} F'\left(\sqrt{\tau_*}\mathsf{Z}, \mathsf{B}^\star\right) = \frac{\eta_*}{\eta_* - \gamma_*}\left(\mathbb{E}\operatorname{Prox}'_{\gamma_*^{-1}h}\left(\mathsf{B}^\star + \sqrt{\tau_*}\mathsf{Z}\right) - \frac{\gamma_*}{\eta_*}\right) = 0.$$

The Lipschitz continuity of $(q,x)\mapsto F(q,x)$ on $\mathbb{R}$ follows from Proposition A.7, (b). To show $\mathbb{E}F\left(\sqrt{\tau_*}\mathsf{Z},\mathsf{B}^\star\right)^2=\tau_{**}$, note that

$$\begin{aligned}
&\mathbb{E}F\left(\sqrt{\tau_*}\mathsf{Z},\mathsf{B}^\star\right)^2=\mathbb{E}\left(\frac{\eta_*}{\eta_*-\gamma_*}\left(\mathrm{Prox}_{\gamma_*^{-1}h}\left(\sqrt{\tau_*}\mathsf{Z}+\mathsf{B}^\star\right)-\mathsf{B}^\star\right)-\frac{\gamma_*}{\eta_*-\gamma_*}\sqrt{\tau_*}\mathsf{Z}\right)^2\\
&=\left(\frac{\eta_*}{\eta_*-\gamma_*}\right)^2\mathbb{E}\left(\mathrm{Prox}_{\gamma_*^{-1}h}\left(\sqrt{\tau_*}\mathsf{Z}+\mathsf{B}^\star\right)-\mathsf{B}^\star\right)^2+\left(\frac{\gamma_*}{\eta_*-\gamma_*}\right)^2\tau_*\\
&\quad-2\frac{\gamma_*}{\eta_*-\gamma_*}\frac{\eta_*}{\eta_*-\gamma_*}\mathbb{E}\left(\sqrt{\tau_*}\mathsf{Z}\left(\mathrm{Prox}_{\gamma_*^{-1}h}\left(\sqrt{\tau_*}\mathsf{Z}+\mathsf{B}^\star\right)-\mathsf{B}^\star\right)\right)\\
&\overset{(a)}{=}\left(\frac{\eta_*}{\eta_*-\gamma_*}\right)^2\mathbb{E}\left(\mathrm{Prox}_{\gamma_*^{-1}h}\left(\sqrt{\tau_*}\mathsf{Z}+\mathsf{B}^\star\right)-\mathsf{B}^\star\right)^2\\
&\qquad\qquad+\left(\frac{\gamma_*}{\eta_*-\gamma_*}\right)^2\tau_*-2\frac{\gamma_*}{\eta_*-\gamma_*}\frac{\eta_*}{\eta_*-\gamma_*}\frac{\gamma_*}{\eta_*}\tau_*\\
&=\left(\frac{\eta_*}{\eta_*-\gamma_*}\right)^2\mathbb{E}\left(\mathrm{Prox}_{\gamma_*^{-1}h}\left(\sqrt{\tau_*}\mathsf{Z}+\mathsf{B}^\star\right)-\mathsf{B}^\star\right)^2-\left(\frac{\gamma_*}{\eta_*-\gamma_*}\right)^2\tau_*\\
&\overset{(b)}{=}\tau_{**}
\end{aligned}$$

where in (a) we used Stein's lemma and (19a) for the following

$$\mathbb{E}\left(\mathsf{Z}\left(\mathrm{Prox}_{\gamma_*^{-1}h}\left(\sqrt{\tau_*}\mathsf{Z}+\mathsf{B}^\star\right)-\mathsf{B}^\star\right)\right)=\mathbb{E}\left(\mathrm{Prox}'_{\gamma^{-1}h}\left(\sqrt{\tau_*}\mathsf{Z}+\mathsf{B}^\star\right)\right)=\frac{\gamma_*}{\eta_*}$$

and in (b) we used (19c). We remark that although the function $x\mapsto\mathrm{Prox}_{\gamma_*^{-1}h}(x)$ may not be differentiable on a finite set of points, Stein's lemma can still be applied (cf. [74, Lemma 1]). □

PROOF OF PROPOSITION B.2. Note that $\boldsymbol{\xi}=\mathbf{Q}\boldsymbol{\varepsilon}\sim N(0,\mathbf{I}_{\mathrm{n}})$. Then $\mathbf{D}^\top\boldsymbol{\xi}\in\mathbb{R}^n$ may be written as the entrywise product of $\mathbf{D}^\top\mathbf{1}_{n\times1}\in\mathbb{R}^p$ and a vector $\bar{\boldsymbol{\xi}}\sim N(0,\mathbf{I}_{\mathrm{p}})$, both when $p\geq n$ and when $n\leq p$. The almost-sure convergence $H\overset{W_2}{\to}\mathsf{H}$ is then a straightforward consequence of Propositions A.2, A.3, and A.6, where all random variables of H have finite moments of all orders under Assumptions 2 and 3. The identities $\kappa_*=\mathbb{E}\mathsf{L}^2$ and $b_*=\mathbb{E}\mathsf{E}_b^2$ follows from definitions of κ_*,b_* in Proposition B.1. □

PROOF OF PROPOSITION B.3. We have $\delta_{11}=\mathbb{E}\mathsf{X}_1^2=\delta_*$ by the last identity of (74c). Supposing that $\delta_{tt}=\mathbb{E}\mathsf{X}_t^2=\delta_*$, we have by definition $\mathbb{E}\mathsf{Y}_t^2=\kappa_*\delta_{tt}=\sigma_*^2=\delta_*\kappa_*$. Since Y_t is independent of E, we have $\mathsf{Y}_t+\mathsf{E}\sim N(0,\sigma_*^2+b_*)$ where this variance is $\sigma_*^2+b_*=\tau_*$ by last identity of (74b). Then $\mathbb{E}\mathsf{X}_{t+1}^2=\delta_*$ by the last identity of (74c), so $\mathbb{E}\mathsf{X}_t^2=\delta_*$ and $\mathbb{E}\mathsf{Y}_t^2=\sigma_*^2$ for all $t\geq1$.

Noting that Δ_t is the upper-left submatrix of Δ_{t+1}, let us denote

$$\Delta_{t+1}=\begin{pmatrix}\Delta_t & \delta_t\\ \delta_t^\top & \delta_*\end{pmatrix}$$

We now show by induction on t the following three statements:

1. $\Delta_t\succ0$ strictly.
2. We have

$$\mathsf{Y}_t=\sum_{k=1}^{t-1}\mathsf{Y}_k\left(\Delta_{t-1}^{-1}\delta_{t-1}\right)_k+\mathsf{U}_t,\quad \mathsf{S}_t=\sum_{k=1}^{t-1}\mathsf{S}_k\left(\Delta_{t-1}^{-1}\delta_{t-1}\right)_k+\mathsf{U}'_t \tag{87}$$

where $\mathsf{U}_t, \mathsf{U}'_t$ are Gaussian variables with strictly positive variance, independent of H, $(\mathsf{Y}_1, \dots, \mathsf{Y}_{t-1})$, and $(\mathsf{S}_1, \dots, \mathsf{S}_{t-1})$.

3. $(\mathbf{H}, \mathbf{X}_{t+1}, \mathbf{S}_t, \mathbf{Y}_t) \overset{W_2}{\to} (\mathsf{H}, \mathsf{X}_1, \dots, \mathsf{X}_{t+1}, \mathsf{S}_1, \dots, \mathsf{S}_t, \mathsf{Y}_1, \dots, \mathsf{Y}_t)$.

We take as base case $t = 0$, where the first two statements are vacuous, and the third statement requires $(\mathbf{H}, \mathbf{x}^1) \overset{W_2}{\to} (\mathsf{H}, \mathsf{X}_1)$ almost surely as $p \to \infty$. Recall that $\mathbf{x}^1 = F(p^0, \boldsymbol{\beta}^\star)$, and that $F(p, \beta)$ is Lipschitz by Proposition Proposition B.1. Then this third statement follows from Propositions B.2 and A.3.

Supposing that these statements hold for some $t \geq 0$, we now show that they hold for $t+1$. To show the first statement $\Delta_{t+1} \succ 0$, note that for $t = 0$ this follows from $\Delta_1 = \delta_* > 0$ by Assumption 6. For $t \geq 1$, given that $\Delta_t \succ 0$, Δ_{t+1} is singular if and only if there exist constants $\alpha_1, \dots, \alpha_t \in \mathbb{R}$ such that

$$\mathsf{X}_{t+1} = F\left(\mathsf{Y}_t + \mathsf{E}, \mathsf{B}^\star\right) = \sum_{r=1}^{t} \alpha_r \mathsf{X}_r$$

with probability 1. From the induction hypothesis, $\mathsf{Y}_t = \sum_{k=1}^{t-1} \mathsf{Y}_k \left(\Delta_r^{-1} \delta_r\right)_k + \mathsf{U}_t$ where U_t is independent of $\mathsf{H}, \mathsf{Y}_1, \dots, \mathsf{Y}_{t-1}$ and hence also of $\mathsf{E}, \mathsf{B}^\star, \mathsf{X}_1, ..., \mathsf{X}_t$. We now show that for any realized values (e_0, x_0, w_0) of

$$\left(\mathsf{E} + \sum_{k=1}^{t-1} \mathsf{Y}_k \left(\Delta_r^{-1} \delta_r\right)_k, \quad \mathsf{B}^\star, \quad \sum_{r=1}^{t} \alpha_r \mathsf{X}_r\right),$$

we have that $\mathbb{P}\left(F\left(\mathsf{U}_t + e_0, x_0\right) \neq w_0\right) > 0$. This would imply that $\Delta_{t+1} \succ 0$. Suppose to the contrary, we then have that

$$\mathbb{P}\left(\frac{\eta_*}{\eta_* - \gamma_*} \operatorname{Prox}_{\gamma_{\gamma_*}^{-1}}\left(\mathsf{U}_t + e_0 + x_0\right) - \frac{\gamma_*}{\eta_* - \gamma_*} \mathsf{U}_t = w_0 + \frac{\eta_*}{\eta_* - \gamma_*} x_0 + \frac{\gamma_*}{\eta_* - \gamma_*} e_0\right) = 1.$$

Since U_t is Gaussian with strictly positive variance, the above implies that the function

$$u \mapsto \frac{\eta_*}{\eta_* - \gamma_*} \operatorname{Prox}_{\gamma_*^{-1} h}\left(u + e_0 + x_0\right) - \frac{\gamma_*}{\eta_* - \gamma_*} u$$

is constant almost everywhere. This in turn is equivalent to that $\operatorname{Prox}_{\gamma_*^{-1} h}(u) = C + \frac{\gamma_*}{\eta_*} u$ almost everywhere for some constant $C \in \mathbb{R}$ by a change of variable. Noting that $u \mapsto \operatorname{Prox}_{\gamma_*^{-1} h}(u)$ is continuous, we thus have that $\operatorname{Prox}_{\gamma_*^{-1} h}(u) = C + \frac{\gamma_*}{\eta_*} u$ for all $u \in \mathbb{R}$. This implies that $\operatorname{Prox}_{\gamma_*^{-1} h}(u)$ is continuously differentiable and has constant derivative $\frac{\gamma_*}{\eta_*}$, which contradicts to the assumption that $x \mapsto \operatorname{Prox}'_{\gamma_*^{-1} h}(x)$ is non-constant. We thus have proved the first inductive statement that $\Delta_{t+1} \succ 0$.

To study the empirical limit of s_{t+1}, let $\mathbf{U} = (\mathbf{e}_b, \mathbf{S}_t, \boldsymbol{\Lambda} \mathbf{S}_t)$ and $\mathbf{V} = (\mathbf{e}, \mathbf{X}_t, \mathbf{Y}_t)$. (For $t = 0$, this is simply $\mathbf{U} = \mathbf{e}_b$ and $\mathbf{V} = \mathbf{e}$.) By the induction hypothesis, the independence of $(\mathsf{S}_1, \dots, \mathsf{S}_t)$ with $(\mathsf{E}_b, \mathsf{L})$, and the identities $\mathbb{E}\mathsf{E}_b^2 = b_*$ and $\mathbb{E}\mathsf{L} = 0$ and $\mathbb{E}\mathsf{L}^2 = \kappa_*$, almost surely as $p \to \infty$,

$$\frac{1}{p}\left(\mathbf{e}_b, \mathbf{S}_t, \boldsymbol{\Lambda} \mathbf{S}_t\right)^\top \left(\mathbf{e}_b, \mathbf{S}_t, \boldsymbol{\Lambda} \mathbf{S}_t\right) \to \begin{pmatrix} b_* & 0 & 0 \\ 0 & \Delta_t & 0 \\ 0 & 0 & \kappa_* \Delta_t \end{pmatrix} \succ 0$$

So almost surely for sufficiently large p, conditional on $(\mathbf{H}, \mathbf{X}_{t+1}, \mathbf{S}_t, \mathbf{Y}_t)$, the law of $\mathbf{s}^{t+1}$ is given by its law conditioned on $\mathbf{U} = \mathbf{O}V$, which is (see [30, Lemma B.2])

$$\mathbf{s}^{t+1}\big|_{\mathbf{U} = \mathbf{O}V} = \mathbf{O}\mathbf{x}^{t+1}\big|_{\mathbf{U} = \mathbf{O}V} \overset{L}{=} \mathbf{U}\left(\mathbf{U}^\top \mathbf{U}\right)^{-1} \mathbf{V}^\top \mathbf{x}^{t+1} + \boldsymbol{\Pi}_{U^\perp} \tilde{\mathbf{O}} \boldsymbol{\Pi}_{V^\perp}^\top \mathbf{x}^{t+1} \tag{88}$$

where $\tilde{\mathbf{O}} \sim \mathrm{Haar}(\mathbb{O}(p-(2t+1)))$ and $\mathbf{\Pi}_{U^\perp}, \mathbf{\Pi}_{V^\perp} \in \mathbb{R}^{p\times(p-(2t+1))}$ are matrices with orthonormal columns spanning the orthogonal complements of the column spans of U, V respectively. We may replace $\mathbf{s}^{t+1}$ by the right side of (88) without affecting the joint law of $\left(\mathbf{H}, \mathbf{X}_{t+1}, \mathbf{S}_t, \mathbf{Y}_t, \mathbf{s}^{t+1}\right)$.

For $t=0$, we have $\mathbb{E}\mathsf{X}_1\mathsf{E}=0$ since X_1 is independent of E. For $t\geq 1$, by the definition of X_{t+1}, the condition $\mathbb{E}F'(\mathsf{P},\mathsf{B}^\star)=0$ from (74c), and Stein's lemma, we have $\mathbb{E}\mathsf{X}_{t+1}\mathsf{E}=0$ and $\mathbb{E}\mathsf{X}_{t+1}\mathsf{Y}_r=0$ for each $r=1,\ldots,t$. Then by the induction hypothesis, almost surely as $p\to\infty$,

$$\left(p^{-1}\mathbf{U}^\top\mathbf{U}\right)^{-1} \to \begin{pmatrix} b_* & 0 & 0 \\ 0 & \Delta_t & 0 \\ 0 & 0 & \kappa_*\Delta_t \end{pmatrix}^{-1}, \quad p^{-1}\mathbf{V}^\top\mathbf{x}^{t+1} \to \begin{pmatrix} 0 \\ \delta_t \\ 0 \end{pmatrix}.$$

Then by (88) and Propositions A.4 and A.6, it follows that

$$\left(\mathbf{H}, \mathbf{X}_{t+1}, \mathbf{S}_t, \mathbf{Y}_t, \mathbf{s}^{t+1}\right) \overset{W_2}{\to} \left(\mathsf{H}, \mathsf{X}_1, \ldots, \mathsf{X}_{t+1}, \mathsf{S}_1, \ldots, \mathsf{S}_t, \mathsf{Y}_1, \ldots \mathsf{Y}_t, \sum_{r=1}^t \mathsf{S}_r \left(\Delta_t^{-1}\delta_t\right)_r + \mathsf{U}'_{t+1}\right)$$

where U'_{t+1} is the Gaussian limit of the second term on the right side of (88) and is independent of $\mathsf{H}, \mathsf{X}_1, \ldots, \mathsf{X}_{t+1}, \mathsf{S}_1, \ldots, \mathsf{S}_t, \mathsf{Y}_1, \ldots \mathsf{Y}_t$. We can thus set $\mathsf{S}_{t+1} := \sum_{r=1}^t \mathsf{S}_r \left(\Delta_t^{-1}\delta_t\right)_r + \mathsf{U}'_{t+1}$. Then $(\mathsf{S}_1, \ldots, \mathsf{S}_{t+1})$ is multivariate Gaussian and remains independent of H and $(\mathsf{Y}_1, \ldots, \mathsf{Y}_t)$. Since $p^{-1}\|\mathbf{s}^{t+1}\|^2 = p^{-1}\|\mathbf{x}^{t+1}\|^2 \to \delta_*$ almost surely as $p\to\infty$ by the induction hypothesis, we have $\mathbb{E}\mathsf{S}_{t+1}^2 = \delta_*$. From the form of S_{t+1}, we may check also $\mathbb{E}\mathsf{S}_{t+1}(\mathsf{S}_1, \ldots, \mathsf{S}_t) = \delta_t$, so $(\mathsf{S}_1, \ldots, \mathsf{S}_{t+1})$ has covariance Δ_{t+1} as desired. Furthermore $\sum_{r=1}^t \mathsf{S}_r \left(\Delta_t^{-1}\delta_t\right)_r \sim N\left(0, \delta_t^\top\Delta_t^{-1}\delta_t\right)$. From $\Delta_{t+1}\succ 0$ and the Schur complement formula, $\delta_* - \delta_t^\top\Delta_t^{-1}\delta_t > 0$ strictly. Then U'_{t+1} has strictly positive variance, since the variance of $\sum_{r=1}^t \mathsf{S}_r \left(\Delta_t^{-1}\delta_t\right)_r$ is less than the variance of S_{t+1}. This proves the second equation in (87) for $t+1$.

Now, we study the empirical limit of $\mathbf{y}^{t+1}$. Let $\mathbf{U} = (\mathbf{e}, \mathbf{X}_{t+1}, \mathbf{Y}_t)$, $\mathbf{V} = (\mathbf{e}_b, \mathbf{S}_{t+1}, \mathbf{\Lambda}\mathbf{S}_t)$. Similarly by the induction hypothesis and the empirical convergence of $(\mathbf{H}, \mathbf{S}_{t+1})$ already shown, almost surely as $p\to\infty$,

$$\frac{1}{p}\left(\mathbf{e}_b, \mathbf{S}_{t+1}, \mathbf{\Lambda}\mathbf{S}_t\right)^\top \left(\mathbf{e}_b, \mathbf{S}_{t+1}, \mathbf{\Lambda}\mathbf{S}_t\right) \to \begin{pmatrix} b_* & 0 & 0 \\ 0 & \Delta_{t+1} & 0 \\ 0 & 0 & \kappa_*\Delta_t \end{pmatrix} \succ 0.$$

Then the law of $\mathbf{y}^{t+1}$ conditional on $(\mathbf{H}, \mathbf{X}_{t+1}, \mathbf{S}_{t+1}, \mathbf{Y}_t)$ is given by its law conditioned on $\mathbf{U} = \mathbf{O}^\top\mathbf{V}$, which is

$$\mathbf{y}^{t+1}\big|_{\mathbf{U}=\mathbf{O}^\top\mathbf{V}} = \mathbf{O}^\top\mathbf{\Lambda}\mathbf{s}^{t+1}\big|_{\mathbf{U}=\mathbf{O}^\top V} \overset{L}{=} \mathbf{U}\left(\mathbf{V}^\top\mathbf{V}\right)^{-1}\mathbf{V}^\top\mathbf{\Lambda}\mathbf{s}^{t+1} + \mathbf{\Pi}_{U^\perp}\tilde{\mathbf{O}}\mathbf{\Pi}_{V^\perp}^\top\mathbf{\Lambda}\mathbf{s}^{t+1} \tag{89}$$

where $\tilde{\mathbf{O}} \sim \mathrm{Haar}(\mathbb{O}(p-(2t+2)))$. From the convergence of $(\mathbf{H}, \mathbf{S}_{t+1})$ already shown, almost surely as $p\to\infty$,

$$\left(n^{-1}\mathbf{V}^\top\mathbf{V}\right)^{-1} \to \begin{pmatrix} b_* & 0 & 0 \\ 0 & \Delta_{t+1} & 0 \\ 0 & 0 & \kappa_*\Delta_t \end{pmatrix}^{-1}, \quad n^{-1}\mathbf{V}^\top\mathbf{\Lambda}\mathbf{s}^{t+1} \to \begin{pmatrix} 0 \\ 0 \\ \kappa_*\delta_t \end{pmatrix}.$$

Then by (89) and Propositions A.4 and A.6,

$$\left(\mathbf{H}, \mathbf{X}_{t+1}, \mathbf{S}_{t+1}, \mathbf{Y}_t, \mathbf{y}^{t+1}\right) \overset{W_2}{\to} \left(\mathsf{H}, \mathsf{X}_1, \ldots, \mathsf{X}_{t+1},\ \mathsf{S}_1, \ldots, \mathsf{S}_{t+1}, \mathsf{Y}_1, \ldots \mathsf{Y}_t, \sum_{r=1}^t \mathsf{Y}_r \left(\Delta_t^{-1}\delta_t\right)_r + \mathsf{U}_{t+1}\right)$$

where U_{t+1} is the limit of the second term on the right side of (89), which is Gaussian and independent of $\mathsf{H}, \mathsf{S}_1, \ldots, \mathsf{S}_{t+1}, \mathsf{Y}_1, \ldots \mathsf{Y}_t$. Setting $\mathsf{Y}_{t+1} := \sum_{r=1}^{t} \mathsf{Y}_r \left(\Delta_t^{-1}\delta_t\right)_r + \mathsf{U}_{t+1}$, it follows that $(\mathsf{Y}_1, \ldots, \mathsf{Y}_{t+1})$ remains independent of H and $(\mathsf{S}_1, \ldots, \mathsf{S}_{t+1})$. We may check that $\mathbb{E}\mathsf{Y}_{t+1}(\mathsf{Y}_1, \ldots, \mathsf{Y}_t) = \kappa_* \delta_t$, and we have also $n^{-1}\|\mathbf{y}^{t+1}\|^2 = n^{-1}\|\mathbf{\Lambda}\mathbf{s}^{t+1}\|^2 \to \kappa_*\delta_*$ so $\mathbb{E}\mathsf{Y}_{t+1}^2 = \kappa_*\delta_*$. From $\Delta_{t+1} \succ 0$ and the Schur complement formula, note that $\sum_{r=1}^{t} \mathsf{Y}_r \left(\Delta_t^{-1}\delta_t\right)_r$ has variance $\kappa_* \delta_t^\top \Delta_t^{-1} \delta_t$ which is strictly smaller than $\kappa_*\delta_*$, so U_{t+1} has strictly positive variance. This proves the first equation in (87) for $t+1$, and completes the proof of this second inductive statement.

Finally, recall $x^{t+2} = F\left(\mathbf{y}^{t+1} + \mathbf{e}, \boldsymbol{\beta}^\star\right)$ where F is Lipschitz. Then by Proposition A.3, almost surely

$$(\mathbf{H}, \mathbf{X}_{t+2}, \mathbf{S}_{t+1}, \mathbf{Y}_{t+1}) \overset{W_2}{\to} (\mathsf{H}, \mathsf{X}_1, \ldots, \mathsf{X}_{t+2},\ \mathsf{S}_1, \ldots, \mathsf{S}_{t+1}, \mathsf{Y}_1, \ldots, \mathsf{Y}_{t+1})$$

where $\mathsf{X}_{t+2} = F\left(\mathsf{Y}_{t+1} + \mathsf{E}, \mathsf{B}^\star\right)$, showing the third inductive statement and completing the induction. □

PROOF OF COROLLARY B.5. (77) is a direct consequence of Proposition B.3, (75), Proposition A.3, Proposition A.4, (71a) and the fact that proximal map is 1-Lipschitz. To see (78), note that

$$\mathbf{X}\mathbf{r}_{2t} - \mathbf{y} = \mathbf{Q}^\top \mathbf{D}\mathbf{O}\left(\mathbf{r}_{2t} - \boldsymbol{\beta}^\star\right) - \boldsymbol{\varepsilon} = \mathbf{Q}^\top \mathbf{D}\mathbf{s}^t - \boldsymbol{\varepsilon}$$

and thus almost surely

$$\lim_{p\to\infty} \frac{1}{p}\left\|\mathbf{X}\mathbf{r}_{2t} - \mathbf{y}\right\|^2 = \lim_{p\to\infty} \frac{1}{p}(\mathbf{s}^t)^\top \mathbf{D}^\top \mathbf{D}\mathbf{s}^t + \frac{1}{p}\|\boldsymbol{\varepsilon}\|_2^2 - \frac{2}{p}(\mathbf{s}^t)^\top \mathbf{D}^\top \mathbf{Q}\boldsymbol{\varepsilon} = \tau_{**}\mathbb{E}\mathsf{D}^2 + \delta.$$

□

PROOF OF PROPOSITION B.6. Recall that $\delta_{tt} = \delta_*$ for all $t \geq 1$ from Theorem B.3. Then $\delta_{st} = \mathbb{E}\left[\mathsf{X}_s \mathsf{X}_t\right] \leq \sqrt{\mathbb{E}\left[\mathsf{X}_s^2\right]\mathbb{E}\left[\mathsf{X}_t^2\right]} = \delta_*$ for all $s, t \geq 1$. For $s = 1$ and any $t \geq 2$, observe also that

(90)
$$\begin{aligned}\delta_{1t} = \mathbb{E}\mathsf{X}_1\mathsf{X}_t = \mathbb{E}\left[F\left(\mathsf{P}_0, \mathsf{B}^\star\right) F\left(\mathsf{Y}_{t-1} + \mathsf{E}, \mathsf{B}^\star\right)\right] &= \mathbb{E}\left[\mathbb{E}\left[F\left(\mathsf{P}_0, \mathsf{B}^\star\right) F\left(\mathsf{Y}_{t-1} + \mathsf{E}, \mathsf{B}^\star\right) \mid \mathsf{B}^\star\right]\right] \\ &= \mathbb{E}[\mathbb{E}\left[F\left(\mathsf{P}_0, \mathsf{B}^\star\right) \mid \mathsf{B}^\star\right]^2] \geq 0\end{aligned}$$

where the last equality holds because P_0, $\mathsf{Y}_{t-1} + \mathsf{E}$, and $\mathsf{B}^\star$ are independent, with P_0 and $\mathsf{Y}_{t-1} + \mathsf{E}$ equal in law (by the identity $\sigma_*^2 + b_* = \tau_*$). Consider now the map $\delta_{st} \mapsto \delta_{s+1,t+1}$. Recalling that $\mathbb{E}\mathsf{Y}_t^2 = \sigma_*^2$ and $\mathbb{E}\mathsf{Y}_s\mathsf{Y}_t = \kappa_*\delta_{st}$, we may represent

$$(\mathsf{Y}_s + \mathsf{E}, \mathsf{Y}_t + \mathsf{E}) \overset{L}{=} \left(\sqrt{\kappa_*\delta_{st} + b_*}\mathsf{G} + \sqrt{\sigma_*^2 - \kappa_*\delta_{st}}\mathsf{G}', \sqrt{\kappa_*\delta_{st} + b_*}\mathsf{G} + \sqrt{\sigma_*^2 - \kappa_*\delta_{st}}\mathsf{G}''\right)$$

where $\mathsf{G}, \mathsf{G}', \mathsf{G}''$ are jointly independent standard Gaussian variables. Denote

$$\mathsf{P}'_\delta := \sqrt{\kappa_*\delta + b_*} \cdot \mathsf{G} + \sqrt{\sigma_*^2 - \kappa_*\delta} \cdot \mathsf{G}', \quad \mathsf{P}''_\delta := \sqrt{\kappa_*\delta + b_*} \cdot \mathsf{G} + \sqrt{\sigma_*^2 - \kappa_*\delta} \cdot \mathsf{G}''$$

and define $g : [0, \delta_*] \to \mathbb{R}$ by $g(\delta) := \mathbb{E}\left[F\left(P'_\delta, \mathsf{B}^\star\right) F\left(P''_\delta, \mathsf{B}^\star\right)\right]$. Then $\delta_{s+1,t+1} = g(\delta_{st})$.

We claim that for any $\delta \in [0, \delta_*]$, we have $g(\delta) \geq 0$, $g'(\delta) \geq 0$, and $g''(\delta) \geq 0$. The first bound $g(\delta) \geq 0$ follows from

$$g(\delta) = \mathbb{E}\Big[\mathbb{E}[F\left(\mathsf{P}'_\delta, \mathsf{B}^\star\right) F\left(\mathsf{P}''_\delta, \mathsf{B}^\star\right) \mid \mathsf{B}^\star, \mathsf{G}]\Big] = \mathbb{E}\left[\mathbb{E}\left[F\left(\mathsf{P}'_\delta, \mathsf{B}^\star\right) \mid \mathsf{B}^\star, \mathsf{G}\right]^2\right] \geq 0,$$

because $\mathsf{P}'_\delta, \mathsf{P}''_\delta$ are independent and equal in law conditional on $\mathsf{G}, \mathsf{B}^\star$. Differentiating in δ and applying Gaussian integration by parts,

$$g'(\delta) = 2\mathbb{E}\left[F'\left(\mathsf{P}'_\delta, \mathsf{B}^\star\right) F\left(\mathsf{P}''_\delta, \mathsf{B}^\star\right)\left(\frac{\kappa_*}{2\sqrt{\kappa_*\delta + b_*}} \cdot \mathsf{G} - \frac{\kappa_*}{2\sqrt{\sigma_*^2 - \kappa_*\delta}} \cdot \mathsf{G}'\right)\right]$$
$$= \frac{\kappa_*}{\sqrt{\kappa_*\delta + b_*}}\mathbb{E}\left[F'\left(\mathsf{P}'_\delta, \mathsf{B}^\star\right) F\left(\mathsf{P}''_\delta, \mathsf{B}^\star\right)\mathsf{G}\right] - \frac{\kappa_*}{\sqrt{\sigma_*^2 - \kappa_*\delta}}\mathbb{E}\left[F'\left(\mathsf{P}'_\delta, \mathsf{B}^\star\right) F\left(\mathsf{P}''_\delta, \mathsf{B}^\star\right)\mathsf{G}'\right]$$
$$= \kappa_*\mathbb{E}\left[F''\left(\mathsf{P}'_\delta, \mathsf{B}^\star\right) F\left(\mathsf{P}''_\delta, \mathsf{B}^\star\right) + F'\left(\mathsf{P}'_\delta, \mathsf{B}^\star\right) F'\left(\mathsf{P}''_\delta, \mathsf{B}^\star\right)\right] - \kappa_*\mathbb{E}\left[F''\left(\mathsf{P}'_\delta, \mathsf{B}^\star\right) F\left(\mathsf{P}''_\delta, \mathsf{B}^\star\right)\right]$$
$$= \kappa_*\mathbb{E}\left[F'\left(\mathsf{P}'_\delta, \mathsf{B}^\star\right) F'\left(\mathsf{P}''_\delta, \mathsf{B}^\star\right)\right].$$

Then $g'(\delta) = \kappa_*\mathbb{E}\left[\mathbb{E}[F'(\mathsf{P}'_\delta, \mathsf{B}^\star) \mid \mathsf{G}, \mathsf{B}^\star]^2\right] \geq 0$, and a similar argument shows $g''(\delta) \geq 0$. Observe that at $\delta = \delta_*$, we have $\mathsf{P}'_{\delta_*} = \mathsf{P}''_{\delta_*} = \sqrt{\sigma_*^2 + b_*} \cdot \mathsf{G} = \sqrt{\tau_*}\mathsf{G}$ which is equal in law to $\mathsf{P} \sim N(0, \tau_*)$. Then $g(\delta_*) = \mathbb{E}[F(\mathsf{P}, \mathsf{B}^\star)^2] = \delta_*$ by Proposition B.1. So $g : [0, \delta_*] \to [0, \delta_*]$ is a non-negative, increasing, convex function with a fixed point at δ_*. We claim that

$$g'(\delta_*) < 1 \tag{91}$$

This then implies that δ_* is the unique fixed point of $g(\cdot)$ over $[0, \delta_*]$, and $\lim_{t\to\infty} g^{(t)}(\delta) = \delta_*$ for any $\delta \in [0, \delta_*]$. Observe from (90) that $\delta_{1t} = \delta_{12}$ for all $t \geq 2$, so $\delta_{t,t+s} = g^{(t-1)}(\delta_{1,1+s}) = g^{(t-1)}(\delta_{12})$ for any $s \geq 1$. Then $\lim_{\min(s,t)\to\infty} \delta_{st} = \delta_*$ follows.

It remains to show (91). Using Proposition B.1,

$$g'(\delta_*) = \kappa_*\mathbb{E}[\, F'\left(\mathsf{P}'_{\delta_*}, \mathsf{B}^\star\right)^2] = \kappa_*\mathbb{E}\left[\left(\frac{\eta_*}{\eta_* - \gamma_*}\operatorname{Prox}'_{\gamma_*^{-1}h}\left(\mathsf{P}'_{\delta_*} + \mathsf{B}^\star\right) - \frac{\gamma_*}{\eta_* - \gamma_*}\right)^2\right]$$
$$= \left(\frac{\eta_*}{\eta_* - \gamma_*}\right)^2 \kappa_*\mathbb{E}\left[\left(\operatorname{Prox}'_{\gamma_*^{-1}h}\left(\mathsf{P}'_{\delta_*} + \mathsf{B}^\star\right) - \frac{\gamma_*}{\eta_*}\right)^2\right]$$
$$= \left(\frac{\eta_*}{\gamma_*}\right)^2\left(\mathbb{E}\frac{\eta_*^2}{\left(\mathsf{D}^2 + \eta_* - \gamma_*\right)^2} - 1\right)\mathbb{E}\left[\left(\operatorname{Prox}'_{\gamma_*^{-1}h}\left(\mathsf{P}'_{\delta_*} + \mathsf{B}^\star\right)\right)^2 - \left(\frac{\gamma_*}{\eta_*}\right)^2\right]. \tag{92}$$

Using Lemma A.8 (c), we obtain that

$$R'\left(\eta_*^{-1}\right) = -\left(\mathbb{E}\frac{1}{\left(\mathsf{D}^2 + \eta_* - \gamma_*\right)^2}\right)^{-1} + \eta_*^2 \implies \frac{\eta_*^2}{\eta_*^2 - R'\left(\eta_*^{-1}\right)} = \mathbb{E}\frac{\eta_*^2}{\left(\mathsf{D}^2 + \eta_* - \gamma_*\right)^2}. \tag{93}$$

Note also that by Jensen's inequality and (19c) that

$$\mathbb{E}\frac{\eta_*^2}{\left(\mathsf{D}^2 + \eta_* - \gamma_*\right)^2} - 1 \geq 0 \tag{94}$$

By Lemma A.10 and (15), we have

$$\mathbb{E}\left[\left(\operatorname{Prox}'_{\gamma_*^{-1}h}\left(\mathsf{P}'_{\delta_*} + \mathsf{B}^\star\right)\right)^2\right] < \mathbb{E}\operatorname{Prox}'_{\gamma_*^{-1}h}\left(\mathsf{P}'_{\delta_*} + \mathsf{B}^\star\right) = \frac{\gamma_*}{\eta_*}.$$

This implies that

$$0 \leq \mathbb{E}\left[\left(\operatorname{Prox}'_{\gamma_*^{-1}h}\left(\mathsf{P}'_{\delta_*} + \mathsf{B}^\star\right)\right)^2 - \left(\frac{\gamma_*}{\eta_*}\right)^2\right] < \frac{\gamma_*}{\eta_*} - \left(\frac{\gamma_*}{\eta_*}\right)^2. \tag{95}$$

Combining (92),(93),(94) and (95) above, we obtain that

$$g'(\delta_*) < \left(\frac{R'\left(\eta_*^{-1}\right)}{\eta_*^2 - R'\left(\eta_*^{-1}\right)}\right)\left(\frac{\eta_*}{\gamma_*} - 1\right).$$

To show the rhs is less than 1, we observe that

$$\begin{aligned}&\left(\frac{R'\left(\eta_*^{-1}\right)}{\eta_*^2 - R'\left(\eta_*^{-1}\right)}\right)\left(\frac{\eta_*}{\gamma_*} - 1\right) < 1 \Leftrightarrow \frac{R'\left(\eta_*^{-1}\right)}{\eta_*^2 - R'\left(\eta_*^{-1}\right)} < \frac{\eta_*\gamma_*}{\eta_*^2 - \eta_*\gamma_*} \overset{(i)}{\Leftrightarrow} R'\left(\eta_*^{-1}\right)\\ &< \eta_*\gamma_* \overset{(ii)}{\Leftrightarrow} -\frac{\eta_*^{-1}R'\left(\eta_*^{-1}\right)}{R\left(\eta_*^{-1}\right)} < 1\end{aligned} \tag{96}$$

where in (i) we used that $x \mapsto \frac{x}{\eta_*^2 - x}$ is strictly increasing and in (ii) we used (19c). Finally, we conclude the proof by noting that the rhs of (96) holds true by Lemma A.8, (d). □

PROOF OF COROLLARY B.7. Note that

$$\lim_{(s,t)\to\infty}\left(\lim_{p\to\infty}\frac{1}{p}\left\|\mathbf{x}^t - \mathbf{x}^s\right\|^2\right) = \lim_{(s,t)\to\infty}\left(\delta_{ss} + \delta_{tt} - 2\delta_{st}\right) = 0$$

$$\lim_{(s,t)\to\infty}\left(\lim_{p\to\infty}\frac{1}{p}\left\|\mathbf{y}^t - \mathbf{y}^s\right\|^2\right) = \lim_{(s,t)\to\infty}\kappa_*\left(\delta_{ss} + \delta_{tt} - 2\delta_{st}\right) = 0$$

using Proposition B.6. The convergence of iterates $\mathbf{r}_{1t}, \mathbf{r}_{2t}$ follows from $\mathbf{r}_{2t} = \mathbf{x}^t + \boldsymbol{\beta}^\star, \mathbf{r}_{1t} = \mathbf{y}^t + \boldsymbol{\beta}^\star + \mathbf{e}$. The convergence of $\hat{\mathbf{x}}_{1t}, \hat{\mathbf{x}}_{2t}$ follows from the fact they can be expressed as Lipschitz function applied to iterates $\mathbf{r}_{1,t-1}$ and $\mathbf{r}_{2t}$, i.e. (71a) and (71c). □

B.3.2. *Track regularized estimator using VAMP iterates.*

PROOF OF PROPOSITION B.8. We assume that $c_0 > 0$. Proof for the case where $d_- > 0$ is completely analogous. From strong convexity of the penalty function, almost surely, for all sufficiently large p,

$$\mathcal{L}\left(\hat{\mathbf{x}}_{1t}\right) \geq \mathcal{L}(\hat{\boldsymbol{\beta}}) \geq \mathcal{L}\left(\hat{\mathbf{x}}_{1t}\right) + \left\langle \mathcal{L}'\left(\hat{\mathbf{x}}_{1t}\right), \hat{\boldsymbol{\beta}} - \hat{\mathbf{x}}_{1t}\right\rangle + \frac{1}{2}c_0\left\|\hat{\boldsymbol{\beta}} - \hat{\mathbf{x}}_{1t}\right\|_2^2 \tag{97}$$

holds for any $\mathcal{L}'\left(\hat{\mathbf{x}}_{1t}\right) \in \mathbf{X}^\top\left(\mathbf{X}\hat{\mathbf{x}}_{1t} - \mathbf{y}\right) + \partial h\left(\hat{\mathbf{x}}_{1t}\right)$ where ∂h denotes sub-gradients of h. So we can take $\mathcal{L}'\left(\hat{\mathbf{x}}_{1t}\right) = \mathbf{X}^\top\left(\mathbf{X}\hat{\mathbf{x}}_{1t} - \mathbf{y}\right) + \gamma_*\left(\mathbf{r}_{1,t-1} - \hat{\mathbf{x}}_{1t}\right)$ because $\hat{\mathbf{x}}_{1t} = \mathrm{Prox}_{\gamma_*^{-1}h}\left(\mathbf{r}_{1,t-1}\right) \Leftrightarrow \mathbf{r}_{1,t-1} - \hat{\mathbf{x}}_{1t} \in \gamma_*^{-1}\partial h\left(\hat{\mathbf{x}}_{1t}\right)$. By Cauchy-Schwartz inequality, we have that

$$\left\|\hat{\boldsymbol{\beta}} - \hat{\mathbf{x}}_{1t}\right\|_2 \leq \frac{2}{c_0}\left\|\mathcal{L}'\left(\hat{\mathbf{x}}_{1t}\right)\right\|_2 \tag{98}$$

Now note that

$$\begin{aligned}\mathcal{L}'\left(\hat{\mathbf{x}}_{1t}\right) &= \left(\mathbf{X}^\top\mathbf{X} - \gamma_* I\right)\hat{\mathbf{x}}_{1t} - \mathbf{X}^\top\mathbf{y} + \gamma_*\mathbf{r}_{1,t-1}\\ &\overset{(a)}{=} \left(1 - \frac{\gamma_*}{\eta_*}\right)\left(\mathbf{X}^\top\mathbf{X} + \gamma_*\mathbf{I}_p\right)\left(\mathbf{r}_{2t} - \mathbf{r}_{2,t-1}\right) + \left(\mathbf{X}^\top\mathbf{X} + \left(\eta_* - \gamma_*\right)\mathbf{I}_p\right)\hat{\mathbf{x}}_{2,t-1}\\ &\qquad - \mathbf{X}^\top\mathbf{y} - \left(\eta_* - \gamma_*\right)\mathbf{r}_{2,t-1}\\ &\overset{(b)}{=} \left(1 - \frac{\gamma_*}{\eta_*}\right)\left(\mathbf{X}^\top\mathbf{X} + \gamma_*\mathbf{I}_p\right)\left(\mathbf{r}_{2t} - \mathbf{r}_{2,t-1}\right)\end{aligned}$$

where we used in (a)

$$\hat{\mathbf{x}}_{1t} = \left(1 - \frac{\gamma_*}{\eta_*}\right)(\mathbf{r}_{2t} - \mathbf{r}_{2,t-1}) + \hat{\mathbf{x}}_{2,t-1} \tag{99}$$

which follows from (71d),(71b) and in (b),

$$\left(\mathbf{X}^\top \mathbf{X} + (\eta_* - \gamma_*)\mathbf{I}_p\right)\hat{\mathbf{x}}_{2,t-1} = \mathbf{X}^\top \mathbf{y} + (\eta_* - \gamma_*)\mathbf{r}_{2,t-1}$$

which follows from (71c). We thus have that almost surely

$$\lim_{t\to\infty}\lim_{p\to\infty}\frac{1}{p}\left\|\mathcal{L}'(\hat{\mathbf{x}}_{1t})\right\|_2^2 \le \lim_{t\to\infty}\lim_{p\to\infty}\left(1 - \frac{\gamma_*}{\eta_*}\right)\left\|\mathbf{X}^\top\mathbf{X} + \gamma_*\mathbf{I}_p\right\|_{\text{op}}^2 \cdot \frac{1}{p}\left\|\mathbf{r}_{2t} - \mathbf{r}_{2,t-1}\right\|_2^2 = 0$$

which along with (98) implies that

$$\lim_{t\to\infty}\lim_{p\to\infty}\frac{1}{p}\left\|\hat{\boldsymbol{\beta}} - \hat{\mathbf{x}}_{1t}\right\|_2^2 = 0 \tag{100}$$

By (99), we also have that

$$\lim_{t\to\infty}\lim_{p\to\infty}\frac{1}{p}\left\|\hat{\boldsymbol{\beta}} - \hat{\mathbf{x}}_{2t}\right\|_2^2 = 0. \tag{101}$$

Rearranging (71a)—(71d), we have

$$\mathbf{r}_{2t} = \hat{\mathbf{x}}_{2t} + \frac{1}{(\eta_* - \gamma_*)}\mathbf{X}^\top(\mathbf{X}\hat{\mathbf{x}}_{2t} - \mathbf{y}), \quad \mathbf{r}_{1t} = \hat{\mathbf{x}}_{2t} + \frac{1}{\gamma_*}\mathbf{X}^\top(\mathbf{y} - \mathbf{X}\hat{\mathbf{x}}_{2t})$$

which along with (100), (101) implies that

$$\lim_{t\to\infty}\lim_{p\to\infty}\frac{1}{p}\left\|\mathbf{r}_{1t} - \mathbf{r}_*\right\|_2^2 = \lim_{t\to\infty}\lim_{p\to\infty}\frac{1}{p}\left\|\mathbf{r}_{2t} - \mathbf{r}_*\right\|_2^2 = 0.$$

□

B.4. Supporting proofs for result B.

B.4.1. *Properties of sample adjustment equation.*

PROOF OF LEMMA B.9. We can write $g_p(\gamma)$ as

$$\begin{aligned} g_p(\gamma) =& \frac{1}{p}\sum_{i:d_i\neq 0}\frac{1}{\frac{1}{p}\left(\sum_{j:h''(\hat{\beta}_j)\neq+\infty,0}\frac{d_i^2-\gamma}{\gamma+h''(\hat{\beta}_j)} + \sum_{j:h''(\hat{\beta}_j)=0}\frac{d_i^2-\gamma}{\gamma}\right)+1} \\ &+ \frac{1}{p}\sum_{i:d_i=0}\frac{1}{\frac{1}{p}\left(\sum_{j:h''(\hat{\beta}_j)\neq 0,+\infty}\frac{-\gamma}{\gamma+h''(\hat{\beta}_j)} - \sum_{j:h''(\hat{\beta}_j)=0}1\right)+1}. \end{aligned} \tag{102}$$

Let us first consider the case where $d_i \neq 0$ for all i. In this case, only the first sum remain and the denominators of the summands are

$$\begin{aligned} &\frac{d_i^2}{p}\left(\sum_{j:h''(\hat{\beta}_j)\neq+\infty,0}\frac{1}{\gamma + h''\left(\hat{\beta}_j\right)} + \sum_{j:h''(\hat{\beta}_j)=0}\frac{1}{\gamma}\right) \\ &\quad + 1 - \frac{1}{p}\left(\sum_{j:h''(\hat{\beta}_j)\neq+\infty,0}\frac{\gamma}{\gamma + h''\left(\hat{\beta}_j\right)} + \sum_{j:h''(\hat{\beta}_j)=0}1\right) \end{aligned}$$

Observe that

$$1-\frac{1}{p}\left(\sum_{j:h''\left(\hat{\beta}_j\right)_{\neq+\infty,0}}\frac{\gamma}{\gamma+h''\left(\hat{\beta}_j\right)}+\sum_{j:h''\left(\hat{\beta}_j\right)=0}1\right)\geq 0$$

and

$$\sum_{j:h''\left(\hat{\beta}_j\right)\neq+\infty,0}\frac{1}{\gamma+h''\left(\hat{\beta}_j\right)}+\sum_{j:h''\left(\hat{\beta}_j\right)=0}\frac{1}{\gamma}=0$$
$$\Leftrightarrow \sum_{j:h''\left(\hat{\beta}_j\right)\neq+\infty,0}\frac{\gamma}{\gamma+h''\left(\hat{\beta}_j\right)}+\sum_{j:h''\left(\hat{\beta}_j\right)=0}1=0.$$

These two observations and the assumption that $d_i\neq 0$ for all i implies that for all $i\in[p]$, g_p is well-defined on $(0,+\infty)$. For the case where $d_i=0$ for some i, all the denominators in (102) are non-zero (and thus g_p is well defined on $(0,+\infty)$) if

$$1-\frac{1}{p}\sum_{j:h''\left(\hat{\beta}_j\right)\neq 0,+\infty}\frac{\gamma}{\gamma+h''\left(\hat{\beta}_j\right)}-\frac{1}{p}\sum_{j:h''\left(\hat{\beta}_j\right)=0}1>0 \tag{103}$$

which is equivalent to $\frac{1}{p}\sum_{j:h''\left(\hat{\beta}_j\right)\neq 0}1>\frac{1}{p}\sum_{j:h''\left(\hat{\beta}_j\right)\neq 0,+\infty}\frac{\gamma}{\gamma+h''\left(\hat{\beta}_j\right)}$. The condition (103) is also necessary when $\exists i\in[p], d_i>0$. Meanwhile, we have that

$$\frac{1}{p}\sum_{j:h''\left(\hat{\beta}_j\right)\neq 0}1\overset{(a)}{\geq}\frac{1}{p}\sum_{j:h''\left(\hat{\beta}_j\right)\neq 0,+\infty}1\overset{(b)}{\geq}\frac{1}{p}\sum_{j:h''\left(\hat{\beta}_j\right)\neq 0,+\infty}\frac{\gamma}{\gamma+h''\left(\hat{\beta}_j\right)}.$$

Therefore, (103) holds if and only if at least one of $(a),(b)$ is strict. Note that (a) is strict if and only if $\frac{1}{p}\sum_{j:h''\left(\hat{\beta}_j\right)=+\infty}1>0$ and (b) is strict if and only if

$$\frac{1}{p}\sum_{j:h''\left(\hat{\beta}_j\right)\neq 0,+\infty}\left(1-\frac{\gamma}{\gamma+h''\left(\hat{\beta}_j\right)}\right)>0\Leftrightarrow\frac{1}{p}\sum_{j:h''\left(\hat{\beta}_j\right)\neq 0,+\infty}1>0.$$

Note that $\frac{1}{p}\sum_{j:h''\left(\hat{\beta}_j\right)\neq 0}1>0$ if and only if $\frac{1}{p}\sum_{j:h''\left(\hat{\beta}_j\right)\neq 0,+\infty}1>0$ or $\frac{1}{p}\sum_{j:h''\left(\hat{\beta}_j\right)=+\infty}1>0$. This shows that (103) holds if and only if there exists some $i\in[p]$ such that $h''\left(\hat{\beta}_i\right)\neq 0$. The latter statement holds if $\|d\|_0+\left\|h''(\hat{\boldsymbol{\beta}})\right\|_0>p$.

From now on, suppose that g_p is well-defined. It follows from (103) that it is differentiable. Taking derivative of (103) yields

$$\begin{aligned}g_p'(\gamma)=&\frac{1}{p}\sum_{i:d_i\neq 0}\frac{\frac{1}{p}\left(\sum_{j:h''\left(\hat{\beta}_j\right)\neq+\infty,0}\frac{h''\left(\hat{\beta}_j\right)+d_i^2}{\left(\gamma+h''\left(\hat{\beta}_j\right)\right)^2}+\sum_{j:h''\left(\hat{\beta}_j\right)=0}\frac{d_i^2}{\gamma^2}\right)}{\left(\frac{1}{p}\left(\sum_{j:h''\left(\hat{\beta}_j\right)\neq+\infty,0}\frac{d_i^2-\gamma}{\gamma+h''\left(\hat{\beta}_j\right)}+\sum_{j:h''\left(\hat{\beta}_j\right)=0}\frac{d_i^2-\gamma}{\gamma}\right)+1\right)^2}\\&+\frac{1}{p}\sum_{i:d_i=0}\frac{\frac{1}{p}\left(\sum_{j:h''\left(\hat{\beta}_j\right)\neq 0,+\infty}\frac{h''\left(\hat{\beta}_j\right)}{\left(\gamma+h''\left(\hat{\beta}_j\right)\right)^2}\right)}{\left(\frac{1}{p}\left(\sum_{j:h''\left(\hat{\beta}_j\right)\neq 0,+\infty}\frac{-\gamma}{\gamma+h''\left(\hat{\beta}_j\right)}-\sum_{j:h''\left(\hat{\beta}_j\right)=0}1\right)+1\right)^2}>0\end{aligned} \tag{104}$$

We claim that given $\gamma \mapsto g(\gamma)$ is well-defined, $g_p'(\gamma) > 0, \forall \gamma \in (0, +\infty)$ if and only if for some j, $\frac{1}{p}\sum_{j:h''(\hat{\beta}_j)\neq+\infty} 1 > 0$. Note that if $\frac{1}{p}\sum_{j:h''(\hat{\beta}_j)\neq 0,+\infty} 1 > 0$, then

$$\frac{1}{p}\sum_{j:h''(\hat{\beta}_j)\neq 0,+\infty} \frac{h''\left(\hat{\beta}_j\right)}{\left(\gamma + h''\left(\hat{\beta}_j\right)\right)^2} > 0$$

and the above will be positive. Also note that if $\frac{1}{p}\sum_{j:h''(\hat{\beta}_j)=0} 1 > 0$, then the assumption $D \neq 0$ implies that there exists some $i \in [p]$ such that $\frac{1}{p}\sum_{j:h''(\hat{\beta}_j)=0} \frac{d_i^2}{\gamma^2} > 0$ and the above will be positive. Note that $\frac{1}{p}\sum_{j:h''(\hat{\beta}_j)\neq+\infty} 1 > 0$ if and only if $\frac{1}{p}\sum_{j:h''(\hat{\beta}_j)\neq 0,+\infty} 1 > 0$ or $\frac{1}{p}\sum_{j:h''(\hat{\beta}_j)=0} 1 > 0$. Therefore, the positivity of the above follows from the assumption that there exists some $j \in [p]$ such that $h''\left(\hat{\beta}_j\right) \neq +\infty$. Conversely, if $h''\left(\hat{\beta}_j\right) = +\infty, \forall j, g_p(\gamma) = 1, \forall \gamma \in (0, +\infty)$.

Note that if $\left\|h''(\hat{\boldsymbol{\beta}})\right\|_0 < p$ and for all $i, d_i \neq 0$, $\lim_{\gamma\to 0} g_p(\gamma) = 0$; if $\left\|h''(\hat{\boldsymbol{\beta}})\right\|_0 = 0$ and for some $i, d_i = 0$, g_p is not well-defined per discussion above; if $0 < \left\|h''(\hat{\boldsymbol{\beta}})\right\|_0 < p$ and for some $i, d_i = 0$,

$$\lim_{\gamma\to 0} g_p(\gamma) = \frac{p - \|d\|_0}{\left\|h''(\hat{\boldsymbol{\beta}})\right\|_0} < 1$$

given that $\|d\|_0 + \left\|h''(\hat{\boldsymbol{\beta}})\right\|_0 > p$; if $\left\|h''(\hat{\boldsymbol{\beta}})\right\|_0 = p$,

$$\lim_{\gamma\to 0} g_p(\gamma) = \frac{1}{p}\left(\sum_{i:d_i\neq 0} \frac{1}{\frac{1}{p}\left(\sum_{j:h''(\hat{\beta}_j)\neq+\infty,0} h''\left(\hat{\beta}_j\right)\right) + 1} + \sum_{i:d_i=0} 1\right) < 1$$

since $\mathbf{D} \neq 0$. We also have that

$$\lim_{\gamma\to+\infty} g_p(\gamma) = \frac{1}{1 - \left(\frac{1}{p}\sum_{j:h''(\hat{\beta}_j)\neq+\infty} 1\right)} \in (1, +\infty]$$

if for some i, $h''\left(\hat{\beta}_i\right) \neq +\infty$. The proof is complete after combining these facts. □

B.4.2. *Population limit of the adjustment equation.*

PROOF OF LEMMA B.11. We can write $g_\infty(\gamma)$ as

$$g_\infty(\gamma) = \mathbb{E}\frac{\mathbb{I}\left(\mathsf{D}^2 > 0\right)}{\left(\mathsf{D}^2 - \gamma\right)\mathbb{E}\frac{\mathbb{I}(\mathsf{U}\neq+\infty,0)}{\gamma+\mathsf{U}} + \left(\mathsf{D}^2 - \gamma\right)\frac{1}{\gamma}\mathbb{P}(\mathsf{U}=0) + 1} + \frac{\mathbb{P}\left(\mathsf{D}^2 = 0\right)}{\mathbb{E}\frac{-\gamma\mathbb{I}(\mathsf{U}\neq+\infty,0)}{\gamma+\mathsf{U}} - \mathbb{P}(\mathsf{U}=0) + 1} \tag{105}$$

Note that the denominators of both terms in (105) are non-zero (and thus g_∞ is well-defined) if

$$1 - \mathbb{E}\frac{\gamma\mathbb{I}(\mathsf{U}\neq+\infty,0)}{\gamma+\mathsf{U}} - \mathbb{P}(\mathsf{U}=0) > 0 \tag{106}$$

which is equivalent to $\mathbb{P}(\mathsf{U} \neq 0) > \mathbb{E}\frac{\gamma \mathbb{I}(\mathsf{U} \neq +\infty, 0)}{\gamma + \mathsf{U}}$. Meanwhile we have that

$$\mathbb{P}(\mathsf{U} \neq 0) \overset{(a)}{\geq} \mathbb{P}(\mathsf{U} \neq 0, +\infty) \overset{(b)}{\geq} \mathbb{E}\frac{\gamma \mathbb{I}(\mathsf{U} \neq +\infty, 0)}{\gamma + \mathsf{U}}$$

Therefore, (106) holds if at least one of $(a), (b)$ is strict. Note that (a) is strict if and only if $\mathbb{P}(\mathsf{U} = +\infty) > 0$ and (b) is strict if and only if

$$\mathbb{E}\mathbb{I}(\mathsf{U} \neq +\infty, 0)\left(1 - \frac{\gamma}{\gamma + \mathsf{U}}\right) > 0 \Leftrightarrow \mathbb{P}(\mathsf{U} \neq 0, +\infty) > 0.$$

Note that $\mathbb{P}(\mathsf{U} \neq 0) > 0$ if and only if $\mathbb{P}(\mathsf{U} \neq 0, +\infty) > 0$ or $\mathbb{P}(\mathsf{U} = +\infty) > 0$. This shows that (106) holds and thus g_∞ is well-defined since $\mathbb{P}(\mathsf{U} \neq 0) > 0$ by Lemma A.10.

It follows from (19a), (19c) and (15) that γ_* is a solution of the equation $g_\infty(\gamma) = 1$. We prove that γ_* is a unique solution by showing g_∞ is strictly increasing. Applying [82, Proposition A.2.1], we obtain that g_∞ is differentiable and can be differentiated inside the expectation as follows

$$\begin{aligned} g'_\infty(\gamma) =& \mathbb{E}\frac{\mathbb{I}\left(\mathsf{D}^2 > 0\right)\left(\mathbb{E}\frac{\mathsf{U}\mathbb{I}(\mathsf{U} \neq +\infty, 0)}{(\gamma + \mathsf{U})^2} + \mathsf{D}^2 \mathbb{E}\frac{\mathbb{I}(\mathsf{U} \neq +\infty, 0)}{(\gamma + \mathsf{U})^2} + \left(\mathsf{D}^2 \frac{1}{\gamma^2}\right)\mathbb{P}(\mathsf{U} = 0)\right)}{\left((\mathsf{D}^2 - \gamma)\,\mathbb{E}\frac{\mathbb{I}(\mathsf{U} \neq +\infty, 0)}{\gamma + \mathsf{U}} + (\mathsf{D}^2 - \gamma)\,\frac{1}{\gamma}\mathbb{P}(\mathsf{U} = 0) + 1\right)^2} \\ &+ \mathbb{E}\frac{\mathbb{I}\left(\mathsf{D}^2 = 0\right)\left(\mathbb{E}\frac{\mathsf{U}\mathbb{I}(\mathsf{U} \neq +\infty, 0)}{(\gamma + \mathsf{U})^2}\right)}{\left(\mathbb{E}\frac{-\gamma \mathbb{I}(\mathsf{U} \neq +\infty, 0)}{\gamma + \mathsf{U}} - \mathbb{P}(\mathsf{U} = 0) + 1\right)^2} \end{aligned}$$

To prove $g'_\infty(\gamma) > 0, \forall \gamma \in (0, +\infty)$, note that if $\mathbb{P}(\mathsf{U} \neq +\infty, 0) > 0$, then $\mathbb{E}\frac{\mathsf{U}\mathbb{I}(\mathsf{U} \neq +\infty, 0)}{(\gamma + \mathsf{U})^2} > 0$ and the above will be positive. Also note that if $\mathbb{P}(\mathsf{U} = 0) > 0$, then $\mathbb{I}\left(\mathsf{D}^2 > 0\right)\left(\mathsf{D}^2 \frac{1}{\gamma^2}\right)\mathbb{P}(\mathsf{U} = 0) > 0$ with positive probability and the above will be positive. Note that $\mathbb{P}(\mathsf{U} \neq +\infty) > 0$ if and only if $\mathbb{P}(\mathsf{U} \neq 0 \text{ and } \mathsf{U} \neq +\infty) > 0$ or $\mathbb{P}(\mathsf{U} = 0) > 0$. Therefore, the positivity of $g'_\infty(\gamma)$ follows from $\mathbb{P}(\mathsf{U} \neq +\infty) > 0$ which holds by Lemma A.10. The proof is now complete. □

PROOF OF PROPOSITION B.13. We first note that

$$\hat{\boldsymbol{\beta}} = \mathrm{Prox}_{\gamma_*^{-1} h}(\mathbf{r}_*). \tag{107}$$

This follows from $\mathbf{r}_* \in \hat{\boldsymbol{\beta}} + \frac{1}{\gamma_*}\partial h(\hat{\boldsymbol{\beta}})$ and the equivalence relation $\mathbf{r}_* \in \hat{\boldsymbol{\beta}} + \frac{1}{\gamma_*}\partial h(\hat{\boldsymbol{\beta}}) \Leftrightarrow \hat{\boldsymbol{\beta}} = \mathrm{Prox}_{\gamma_*^{-1} h}(\mathbf{r}_*)$. The former is a consequence of the KKT condition $\mathbf{X}^\top(\mathbf{y} - \mathbf{X}\hat{\boldsymbol{\beta}}) \in \partial h(\hat{\boldsymbol{\beta}})$ and the latter follows from Proposition A.7, (a). Also note that for any $\gamma > 0$,

$$\mathbb{P}\left(\sqrt{\tau_*}\mathsf{Z} + \mathsf{B}^\star \in \left\{x \in \mathbb{R} : \frac{1}{\gamma + h''\left(\mathrm{Prox}_{\gamma_*^{-1} h}(x)\right)} \text{ is continuous at } x\right\}\right) = 1 \tag{108}$$

which follows from that $x \mapsto \frac{1}{\gamma + h''\left(\mathrm{Prox}_{\gamma_*^{-1} h}(x)\right)}$ has only finitely many discontinuities (cf. Lemma 2.7) and that $\tau_* > 0$. Then, almost surely,

$$\begin{aligned} \lim_{p \to \infty} \frac{1}{p}\sum_{i=1}^{p} \frac{1}{\gamma + h''\left(\hat{\beta}_i\right)} &\overset{(a)}{=} \lim_{p \to \infty} \frac{1}{p}\sum_{j=1}^{p} \frac{1}{\gamma + h''\left(\mathrm{Prox}_{\gamma_*^{-1} h}(r_{*,j})\right)} \\ &\overset{(b)}{=} \mathbb{E}\frac{1}{\gamma + h''\left(\mathrm{Prox}_{\gamma_*^{-1} h}\left(\sqrt{\tau_*}\mathsf{Z} + \mathsf{B}^\star\right)\right)} \end{aligned}$$

where (a) follows from (107) and (b) follows from Theorem 5.1, Proposition A.5 and (108). This, along with Assumption 2 and Proposition A.4, implies that almost surely

$$\left(\operatorname{diag}\left(\mathbf{D}^\top\mathbf{D}\right)-\gamma\right)\left(\frac{1}{p}\sum_{j=1}^{p}\frac{1}{\gamma+h''\left(\hat{\beta}_j\right)}\right)\overset{W_2}{\to}\left(\mathsf{D}^2-\gamma\right)\mathbb{E}\frac{1}{\gamma+\mathsf{U}}. \tag{109}$$

Almost sure convergence (84) follows from (109), Proposition A.5 and the fact from Lemma B.11 that $1+\left(\mathsf{D}^2-\gamma\right)\mathbb{E}\frac{1}{\gamma+\mathsf{U}}>0$ almost surely. □

APPENDIX C: PROOFS FOR INFERENCE PROCEDURES

C.1. Hypothesis testing and confidence intervals.

PROOF OF COROLLARY 3.7. To see (a), We have that almost surely

$$\lim_{p\to\infty}\frac{\frac{1}{p}\sum_{j=1}^{p}\mathbb{I}\left(P_j\le\alpha,\beta_j^\star=0\right)}{\frac{1}{p}\sum_{j=1}^{p}\mathbb{I}\left(\beta_j^\star=0\right)}=\lim_{p\to\infty}\frac{\frac{1}{p}\sum_{j=1}^{p}\mathbb{I}\left(\left|\frac{\hat{r}_{*,j}-\beta_j^\star}{\sqrt{\hat{\tau}_*}}\right|\ge\Phi^{-1}\left(1-\frac{\alpha}{2}\right),\left|\beta_j^\star\right|\le\frac{\mu_0}{2}\right)}{\frac{1}{p}\sum_{j=1}^{p}\mathbb{I}\left(\left|\beta_j^\star\right|\le\frac{\mu_0}{2}\right)}$$

$$=\frac{\mathbb{P}\left(|\mathsf{Z}|\ge\Phi^{-1}\left(1-\frac{\alpha}{2}\right),|\mathsf{B}^\star|\le\frac{\mu_0}{2}\right)}{\mathbb{P}\left(|\mathsf{B}^\star|\le\frac{\mu_0}{2}\right)}=\mathbb{P}\left(|\mathsf{Z}|\ge\Phi^{-1}\left(1-\frac{\alpha}{2}\right)\right)=\alpha$$

by Theorem 5.2 and Proposition A.5. Using exchangeability of columns of $\mathbf{X}$

$$\mathbb{E}\frac{\frac{1}{p}\sum_{j=1}^{p}\mathbb{I}\left(P_j\le\alpha,\beta_j^\star=0\right)}{\frac{1}{p}\sum_{j=1}^{p}\mathbb{I}\left(\beta_j^\star=0\right)}=\frac{\mathbb{P}\left(T_i=1\right)\frac{1}{p}\sum_{j=1}^{p}\mathbb{I}\left(\beta_j^\star=0\right)}{\frac{1}{p}\sum_{j=1}^{p}\mathbb{I}\left(\beta_j^\star=0\right)}=\mathbb{P}\left(T_i=1\right)$$

The the coordinate-wise result follows from an application of the dominated convergence theorem.

To see (b), note that by Theorem 5.2 and Proposition A.5, almost surely

$$\lim_{p\to\infty}\frac{1}{p}\sum_{i=1}^{p}\mathbb{I}\left(\beta_i^\star\in\mathsf{CI}_i\right)=\lim_{p\to\infty}\frac{1}{p}\sum_{i=1}^{p}\mathbb{I}\left(a<\frac{\beta_i^\star-\hat{\beta}_i^u}{\sqrt{\hat{\tau}_*}}<b\right)=\mathbb{P}(a<\mathsf{Z}<b)=1-\alpha.$$

□

REMARK C.1 (Asymptotic limit of TPR). Note that we can further calculate the exact asymptotic limit of the TPR as follows. Under the assumption of Corollary 3.7 (a), we have that almost surely

$$\lim_{p\to\infty}\mathsf{TPR}(p)=\lim_{p\to\infty}\frac{\sum_{j=1}^{p}\mathbb{I}\left(P_j\le\alpha,\left|\beta_j^\star\right|\ge\mu_0\right)}{\sum_{j=1}^{p}\mathbb{I}\left(\left|\beta_j^\star\right|\ge\mu_0\right)}$$

$$=\lim_{p\to\infty}\frac{\frac{1}{p}\sum_{j=1}^{p}\mathbb{I}\left(\left|\frac{r_{*,j}}{\sqrt{\hat{\tau}_*}}\right|\ge\Phi^{-1}\left(1-\frac{\alpha}{2}\right),\left|\beta_j^\star\right|\ge\mu_0\right)}{\frac{1}{p}\sum_{j=1}^{p}\mathbb{I}\left(\left|\beta_j^\star\right|\ge\mu_0\right)}$$

$$=\frac{\mathbb{P}\left(\left|\frac{1}{\sqrt{\tau_*}}\mathsf{B}^\star+\mathsf{Z}\right|\ge\Phi^{-1}\left(1-\frac{\alpha}{2}\right),|\mathsf{B}^\star|\ge\mu_0\right)}{\mathbb{P}\left(|\mathsf{B}^\star|\ge\mu_0\right)}$$

where we used in the second line Theorem 5.2 and Proposition A.5.

C.2. Single coordinate inference under exchangeability.

PROOF OF COROLLARY 3.6. We only show that $\frac{r_{*,i}-\beta_i^\star}{\sqrt{\tau_*}} \Rightarrow N(0,1)$ for $\mathbf{r}_*$ defined in (46). (24) then follows from consistency of $\hat{\tau}_*$ and $\widehat{\mathsf{adj}}$ (cf. Theorem 5.2) and the Slutsky's theorem. Let $\mathbf{U} \in \mathbb{R}^{p\times p}$ denote a permutation operator drawn uniformly at random independent of $\boldsymbol{\beta}^\star, \mathbf{X}, \boldsymbol{\varepsilon}$. We have that

$$\left(\mathbf{X}\mathbf{U}^\top, \mathbf{U}\boldsymbol{\beta}^\star, \boldsymbol{\varepsilon}\right) \overset{L}{=} (\mathbf{X}, \boldsymbol{\beta}^\star, \boldsymbol{\varepsilon})$$

where we use $\overset{L}{=}$ to denote equality in law. Note that

$$\begin{aligned}\hat{\boldsymbol{\beta}} &= \underset{\boldsymbol{\beta}}{\operatorname{argmin}} \frac{1}{2}\left\|\mathbf{X}\mathbf{U}^\top\mathbf{U}\left(\boldsymbol{\beta}^\star-\boldsymbol{\beta}\right)+\boldsymbol{\varepsilon}\right\|^2 + h\left(\mathbf{U}^\top\mathbf{U}\boldsymbol{\beta}\right)\\ &= \mathbf{U}^\top \underset{\mathbf{U}\beta}{\operatorname{argmin}} \frac{1}{2}\left\|\mathbf{X}\mathbf{U}^\top\left(\mathbf{U}\boldsymbol{\beta}^\star-\mathbf{U}\boldsymbol{\beta}\right)+\boldsymbol{\varepsilon}\right\|^2 + h(\mathbf{U}\boldsymbol{\beta})\end{aligned}$$

where h applies entry-wise to its argument. The above then implies

$$\begin{aligned}&\left(\mathbf{U}\hat{\boldsymbol{\beta}}, \mathbf{X}\mathbf{U}^\top, \mathbf{U}\boldsymbol{\beta}^\star, \boldsymbol{\varepsilon}\right)\\ &= \left(\underset{\boldsymbol{\beta}}{\operatorname{argmin}} \frac{1}{2}\left\|\mathbf{X}\mathbf{U}^\top\left(\mathbf{U}\boldsymbol{\beta}^\star-\boldsymbol{\beta}\right)+\boldsymbol{\varepsilon}\right\|^2 + h(\boldsymbol{\beta}), \mathbf{X}\mathbf{U}^\top, \mathbf{U}\boldsymbol{\beta}^\star, \boldsymbol{\varepsilon}\right)\\ &\overset{L}{=} \left(\underset{\beta}{\operatorname{argmin}} \frac{1}{2}\left\|\mathbf{X}\left(\boldsymbol{\beta}^\star-\boldsymbol{\beta}\right)+\boldsymbol{\varepsilon}\right\|^2 + h(\boldsymbol{\beta}), \mathbf{X}, \boldsymbol{\beta}^\star, \boldsymbol{\varepsilon}\right)\\ &= \left(\hat{\boldsymbol{\beta}}, \mathbf{X}, \boldsymbol{\beta}^\star, \boldsymbol{\varepsilon}\right)\end{aligned} \tag{110}$$

Below we prove the Corollary for $\mathcal{L} = \{i,k\}, i \neq k$. The general case is analogous. For standard basis $\mathbf{e}_i, \mathbf{e}_k$, and any constant $c_1, c_2 \in \mathbb{R}$,

$$\begin{aligned}&\mathbb{P}\left(\frac{\mathbf{e}_i^\top\mathbf{r}_* - \mathbf{e}_i^\top\boldsymbol{\beta}^\star}{\sqrt{\tau_*}} < c_1, \frac{\mathbf{e}_k^\top\mathbf{r}_* - \mathbf{e}_k^\top\boldsymbol{\beta}^\star}{\sqrt{\tau_*}} < c_2\right)\\ &\overset{(a)}{=} \mathbb{P}\left(\frac{\mathbf{e}_i^\top\mathbf{U}\mathbf{r}_* - \mathbf{e}_i^\top\mathbf{U}\boldsymbol{\beta}^\star}{\sqrt{\tau_*}} < c_1, \frac{\mathbf{e}_k^\top\mathbf{U}\mathbf{r}_* - \mathbf{e}_k^\top\mathbf{U}\boldsymbol{\beta}^\star}{\sqrt{\tau_*}} < c_2\right)\\ &\overset{(b)}{=} \mathbb{E}\left(\mathbb{P}\left(\frac{\mathbf{e}_i^\top\mathbf{U}\mathbf{r}_* - \mathbf{e}_i^\top\mathbf{U}\boldsymbol{\beta}^\star}{\sqrt{\tau_*}} < c_1, \frac{\mathbf{e}_k^\top\mathbf{U}\mathbf{r}_* - \mathbf{e}_k^\top\mathbf{U}\boldsymbol{\beta}^\star}{\sqrt{\tau_*}} < c_2 \mid \mathcal{F}\left(\boldsymbol{\beta}^\star, \boldsymbol{\varepsilon}, \mathbf{X}\right)\right)\right)\\ &\overset{(c)}{=} \mathbb{E}\frac{1}{p(p-1)}\sum_{j_1\neq j_2\in[p]} \mathbb{I}\left(\frac{1}{\sqrt{\tau_*}}\left(r_{*,j_1}-\beta_{j_1}^\star\right) < c_1\right)\mathbb{I}\left(\frac{1}{\sqrt{\tau_*}}\left(r_{*,j_2}-\beta_{j_2}^\star\right) < c_2\right)\end{aligned}$$

where in (a) we used (110) above, in (b) we used $\mathcal{F}\left(\boldsymbol{\beta}^\star, \boldsymbol{\varepsilon}, \mathbf{X}\right)$ to denote sigma-field generated by $\boldsymbol{\beta}^\star, \boldsymbol{\varepsilon}, \mathbf{X}$ and in (c) we used that $\mathbf{U}$ is a permutation operator drawn uniformly at random.

Note that almost surely as $p \to \infty$,

$$\begin{aligned}&\Bigg|\frac{1}{p(p-1)}\sum_{j_1\neq j_2\in[p]} \mathbb{I}\left(\frac{1}{\sqrt{\tau_*}}\left(r_{*,j_1}-\beta_{j_1}^\star\right) < c_1\right)\mathbb{I}\left(\frac{1}{\sqrt{\tau_*}}\left(r_{*,j_2}-\beta_{j_2}^\star\right) < c_2\right) -\\ &\qquad \frac{1}{p^2}\sum_{j=1}^p \mathbb{I}\left(\frac{1}{\sqrt{\tau_*}}\left(r_{*,j}-\beta_j^\star\right) < c_1\right)\sum_{j=1}^p \mathbb{I}\left(\frac{1}{\sqrt{\tau_*}}\left(r_{*,j}-\beta_j^\star\right) < c_2\right)\Bigg| \to 0.\end{aligned}$$

Note also that for $\iota = 1, 2$ almost surely

$$\lim_{p\to\infty} \frac{1}{p} \sum_{j=1}^{p} \mathbb{I}\left(\frac{1}{\sqrt{\tau_*}} \left(r_{*,j} - \beta_j^\star \right) < c_\iota \right) = \mathbb{P}(\mathsf{Z} < c_\iota)$$

where $\mathsf{Z} \sim N(0,1)$. Here, we used Theorem 5.2 and Proposition A.5. Using dominated convergence theorem, we conclude that

$$\mathbb{P}\left(\frac{\mathbf{e}_i^\top \mathbf{r}_* - \mathbf{e}_i^\top \boldsymbol{\beta}^\star}{\sqrt{\tau_*}} < c_1, \frac{\mathbf{e}_k^\top \mathbf{r}_* - \mathbf{e}_k^\top \boldsymbol{\beta}^\star}{\sqrt{\tau_*}} < c_2 \right) \to \mathbb{P}(\mathsf{Z} < c_1)\mathbb{P}(\mathsf{Z} < c_2)$$

as required. □

APPENDIX D: PROOF AND CONCURRENT RESULTS FOR DEBIASED PCR

PROOF OF THEOREM 4.1. (a) **Alignment PCR.** We first prove the first result of (39). Let $\mathbf{D}_{\mathcal{J}} \in \mathbb{R}^{n\times J}$ consist of columns of $\mathbf{D}$ indexed by $\mathcal{J}$, $\mathbf{O}_{\mathcal{J}} \in \mathbb{R}^{J\times p}$ consist of rows of $\mathbf{O}$ indexed by $\mathcal{J}$, and $\mathbf{P}_{\mathcal{J}} = \mathbf{O}_{\mathcal{J}}^\top \mathbf{O}_{\mathcal{J}}$. Note that

$$\begin{aligned}
\hat{\boldsymbol{\beta}}_{\mathsf{al}}(\mathcal{J}) &= \mathbf{O}_{\mathcal{J}}^\top \hat{\boldsymbol{\theta}}_{\mathsf{pcr}}(\mathcal{J}) \\
&= \mathbf{O}_{\mathcal{J}}^\top \left(\mathbf{W}_{\mathcal{J}}^\top \mathbf{W}_{\mathcal{J}} \right)^{-1} \mathbf{W}_{\mathcal{J}}^\top \mathbf{y} \\
&= \mathbf{O}_{\mathcal{J}}^\top \left(\mathbf{D}_{\mathcal{J}}^\top \mathbf{D}_{\mathcal{J}} \right)^{-1} \mathbf{D}_{\mathcal{J}}^\top \left(\mathbf{D}\mathbf{O}\boldsymbol{\beta}^\star + \mathbf{Q}\boldsymbol{\varepsilon} \right) \\
&= \mathbf{O}_{\mathcal{J}}^\top \mathbf{O}_{\mathcal{J}} \boldsymbol{\beta}^\star + \mathbf{O}_{\mathcal{J}}^\top \left(\mathbf{D}_{\mathcal{J}}^\top \mathbf{D}_{\mathcal{J}} \right)^{-1} \mathbf{D}_{\mathcal{J}}^\top \mathbf{Q}\boldsymbol{\varepsilon} \\
&= \boldsymbol{\beta}_{\mathsf{al}}^\star + \mathbf{O}_{\mathcal{J}}^\top \mathbf{O}_{\mathcal{J}} \boldsymbol{\zeta}^\star + \mathbf{O}_{\mathcal{J}}^\top \left(\mathbf{D}_{\mathcal{J}}^\top \mathbf{D}_{\mathcal{J}} \right)^{-1} \mathbf{D}_{\mathcal{J}}^\top \mathbf{Q}\boldsymbol{\varepsilon}
\end{aligned} \tag{111}$$

where we used that

$$\mathbf{W}_{\mathcal{J}} = \mathbf{Q}^\top \mathbf{D}\mathbf{O}\mathbf{O}_{\mathcal{J}}^\top = \mathbf{Q}^\top \mathbf{D}_{\mathcal{J}}, \quad \mathbf{y} = \mathbf{X}\boldsymbol{\beta}^\star + \boldsymbol{\varepsilon} = \mathbf{Q}^\top \mathbf{D}\mathbf{O}\boldsymbol{\beta}^\star + \boldsymbol{\varepsilon}$$

in the penultimate equality and (30), (29) in the last equality.

Using rotational invariance of $\mathbf{O}$, we have

$$\begin{aligned}
\mathbb{E}\left[\left(\frac{1}{p} \|\mathbf{P}_{\mathcal{J}} \boldsymbol{\zeta}^\star\|_2^2 \right)^2 \mid \boldsymbol{\zeta}^\star \right] &= \frac{1}{p^2} \mathbb{E}\left[\|\mathbf{O}_{\mathcal{J}} \boldsymbol{\zeta}^\star\|_2^4 \mid \boldsymbol{\zeta}^\star \right] \\
&= \left(\frac{\|\boldsymbol{\zeta}^\star\|_2^2}{p} \right)^2 \mathbb{E}\left[\sum_{i=1}^{J} O_{1i}^2 \right]^2 = O\left(\frac{1}{p^2} \right)
\end{aligned} \tag{112}$$

where we used that J is finite not growing with p and basic moment property of entries of $\mathbf{O}$ (see e.g. [60, Proposition 2.5]). It follows from a straightforward application of Markov inequality and Borel-Cantelli lemma that almost surely

$$\lim_{p\to\infty} \frac{1}{p} \|\mathbf{P}_{\mathcal{J}} \boldsymbol{\zeta}^\star\|_2^2 = 0. \tag{113}$$

Meanwhile, using $\mathbf{Q}\boldsymbol{\varepsilon} \overset{L}{=} \boldsymbol{\varepsilon}$, we have

$$\frac{1}{p} \left\| \mathbf{O}_{\mathcal{J}}^\top \left(\mathbf{D}_{\mathcal{J}}^\top \mathbf{D}_{\mathcal{J}} \right)^{-1} \mathbf{D}_{\mathcal{J}}^\top \mathbf{Q}\boldsymbol{\varepsilon} \right\|_2^2 \overset{L}{=} \frac{1}{p} \boldsymbol{\varepsilon}^\top \mathbf{D}_{\mathcal{J}} \left(\mathbf{D}_{\mathcal{J}}^\top \mathbf{D}_{\mathcal{J}} \right)^{-2} \mathbf{D}_{\mathcal{J}}^\top \boldsymbol{\varepsilon} = \frac{1}{p} \sum_{i\in\mathcal{J}} \frac{\varepsilon_i^2}{d_i^2}. \tag{114}$$

Using J is finite, we obtain that almost surely,

$$\lim_{p\to\infty} \frac{1}{p} \left\| \mathbf{O}_{\mathcal{J}}^\top \left(\mathbf{D}_{\mathcal{J}}^\top \mathbf{D}_{\mathcal{J}} \right)^{-1} \mathbf{D}_{\mathcal{J}}^\top \mathbf{Q}\boldsymbol{\varepsilon} \right\|_2^2 = 0. \tag{115}$$

The first result in (39) follows from (113), (120), (115) and (121).

Now we prove the second result in (39). Similarly to (111), we have that

$$\hat{\boldsymbol{\theta}}_{\mathsf{pcr}}(\mathcal{J}) - \boldsymbol{\upsilon}^\star = \mathbf{O}_{\mathcal{J}}\boldsymbol{\zeta}^\star + \left(\mathbf{D}_{\mathcal{J}}^\top \mathbf{D}_{\mathcal{J}} \right)^{-1} \mathbf{D}_{\mathcal{J}}^\top \mathbf{Q}\boldsymbol{\varepsilon} \tag{116}$$

Now note that by basic properties of Haar measure on orthogonal groups [60], as $p \to \infty$,

$$\mathbf{O}_{\mathcal{J}}\boldsymbol{\zeta}^\star \Rightarrow N\left(\mathbf{0}, \mathbb{E}\left(\mathsf{C}^\star\right)^2 \cdot \mathbf{I}_J \right)$$

where we used the assumption that $\boldsymbol{\zeta}^\star \overset{W_2}{\to} \mathsf{C}^\star$, and that

$$\left(\mathbf{D}_{\mathcal{J}}^\top \mathbf{D}_{\mathcal{J}} \right)^{-1} \mathbf{D}_{\mathcal{J}}^\top \mathbf{Q}\boldsymbol{\varepsilon} \sim N\left(\mathbf{0}, \left(\mathbf{D}_{\mathcal{J}}^\top \mathbf{D}_{\mathcal{J}} \right)^{-1} \right).$$

By independence of $\mathbf{O}$ and $\boldsymbol{\varepsilon}$, we have that

$$\mathbf{O}_{\mathcal{J}}\boldsymbol{\zeta}^\star + \left(\mathbf{D}_{\mathcal{J}}^\top \mathbf{D}_{\mathcal{J}} \right)^{-1} \mathbf{D}_{\mathcal{J}}^\top \mathbf{Q}\boldsymbol{\varepsilon} \Rightarrow N\left(\mathbf{0}, \mathbb{E}\left(\mathsf{C}^\star\right)^2 \cdot \mathbf{I}_J + \left(\mathbf{D}_{\mathcal{J}}^\top \mathbf{D}_{\mathcal{J}} \right)^{-1} \right)$$

Statement of the second result of (39) follows from the fact that $\hat{\omega}$ consistently estimates $\mathbb{E}\left(\mathsf{C}^\star\right)^2$: almost surely

$$\hat{\omega} = p^{-1} \left\| \hat{\boldsymbol{\beta}}_{\mathsf{co}} \right\|^2 - \hat{\tau}_* \to \mathbb{E}(\mathsf{C}^\star)^2$$

as $p \to \infty$. This follows from the fact that almost surely $\hat{\boldsymbol{\beta}}_{\mathsf{co}} \overset{W_2}{\to} \mathsf{C}^\star + \sqrt{\tau_*}\mathsf{Z}$ for Z independent of $\mathsf{C}^\star$, which we prove below.

(b) **Complement PCR.** Similarly to (111) and (116), we have that

$$\hat{\boldsymbol{\theta}}_{\mathsf{pcr}}(\bar{\mathcal{J}}) - \boldsymbol{\upsilon}^\star = \mathbf{O}_{\bar{\mathcal{J}}}\boldsymbol{\zeta}^\star + \left(\mathbf{D}_{\bar{\mathcal{J}}}^\top \mathbf{D}_{\bar{\mathcal{J}}} \right)^{-1} \mathbf{D}_{\bar{\mathcal{J}}}^\top \mathbf{Q}\boldsymbol{\varepsilon}. \tag{117}$$

It follows that

$$\mathbf{y}_{\mathsf{new}} = \left(\mathbf{D}_{\bar{\mathcal{J}}}^\top \mathbf{D}_{\bar{\mathcal{J}}} \right)^{\frac{1}{2}} \hat{\boldsymbol{\theta}}_{\mathsf{pcr}}(\bar{\mathcal{J}}) \in \mathbb{R}^{N-J}, \qquad \mathbf{X}_{\mathsf{new}} = \left(\mathbf{D}_{\bar{\mathcal{J}}}^\top \mathbf{D}_{\bar{\mathcal{J}}} \right)^{\frac{1}{2}} \mathbf{O}_{\bar{\mathcal{J}}} \in \mathbb{R}^{(N-J)\times p}$$

defined in (36) satisfy the following relation:

$$\mathbf{y}_{\mathsf{new}} = \mathbf{X}_{\mathsf{new}}\boldsymbol{\beta}^\star + \epsilon_{\mathsf{new}} \tag{118}$$

for

$$\epsilon_{\mathsf{new}} = \left(\mathbf{D}_{\bar{\mathcal{J}}}^\top \mathbf{D}_{\bar{\mathcal{J}}} \right)^{-\frac{1}{2}} \mathbf{D}_{\bar{\mathcal{J}}}^\top \mathbf{Q}\boldsymbol{\varepsilon} \sim N\left(\mathbf{0}, \mathbf{I}_{N-J} \right).$$

Note that the new design matrix $\mathbf{X}_{\mathsf{new}}$ admits singular value decomposition

$$\mathbf{X}_{\mathsf{new}} = \mathbf{Q}_{\mathsf{new}}^\top \mathbf{D}_{\mathsf{new}} \mathbf{O}$$

where

$$\mathbf{Q}_{\mathsf{new}} = \mathbf{I}_{N-J}, \qquad \mathbf{D}_{\mathsf{new}} = \left[\left(\mathbf{D}_{\bar{\mathcal{J}}}^\top \mathbf{D}_{\bar{\mathcal{J}}} \right)^{\frac{1}{2}}, \mathbf{0}_{(N-J)\times(p+J-N)} \right] \in \mathbb{R}^{(N-J)\times p}.$$

Note that since J is finite not growing with n, p,

$$\mathbf{D}_{\mathsf{new}}^\top \mathbf{1}_{(N-J)\times 1} \overset{W_2}{\to} \mathsf{D}.$$

The above, along with the assumption we made in Theorem 4.1, reduces the new regression problem defined by (118) to the same one considered in Section 3. Since $\hat{\boldsymbol{\beta}}_{\mathsf{co}}$ is Spectrum-Aware debiased estimator with respect to the new regression problem, (40) follows from Theorem 3.1.

(c) **De-biased PCR.** By (37), we have that

$$\hat{\tau}_*^{-1/2}\left(\hat{\boldsymbol{\beta}}^u_{\mathsf{pcr}} - \boldsymbol{\beta}^\star\right) = \hat{\tau}_*^{-1/2}\left(\hat{\boldsymbol{\beta}}_{\mathsf{al}} - \boldsymbol{\beta}^\star_{\mathsf{al}}\right) + \hat{\tau}_*^{-1/2}\left(\hat{\boldsymbol{\beta}}_{\mathsf{co}} - \boldsymbol{\zeta}^\star\right).$$

The statement of (41) then follows from the first result in (39), (40), and Proposition A.4. □

PROOF OF COROLLARY 4.3. To see the first result in (42), recall from (111), we have that

$$\hat{\boldsymbol{\beta}}_{\mathsf{al}}(\mathcal{J}) = \boldsymbol{\beta}^\star_{\mathsf{al}} + \mathbf{O}_{\mathcal{J}}^\top \mathbf{O}_{\mathcal{J}} \boldsymbol{\zeta}^\star + \mathbf{O}_{\mathcal{J}}^\top \left(\mathbf{D}_{\mathcal{J}}^\top \mathbf{D}_{\mathcal{J}}\right)^{-1} \mathbf{D}_{\mathcal{J}}^\top \mathbf{Q}\boldsymbol{\varepsilon} \tag{119}$$

Note that when $\boldsymbol{\zeta}^\star$ is exchangeable, we have that for any fixed $i \in [p]$

$$\begin{aligned} \mathbb{E}\left[\left(\left(\mathbf{O}_{\mathcal{J}}^\top \mathbf{O}_{\mathcal{J}} \boldsymbol{\zeta}^\star\right)_i\right)^2\right] &= \mathbb{E}\left[\left(\mathbf{e}_i^\top \mathbf{U}\mathbf{O}_{\mathcal{J}}^\top \mathbf{O}_{\mathcal{J}} \mathbf{U}^\top \mathbf{U}\boldsymbol{\zeta}^\star\right)^2\right] \\ &= \mathbb{E}\left[\left(\frac{1}{p}\left\|\mathbf{P}_{\mathcal{J}}\boldsymbol{\zeta}^\star\right\|_2^2\right)^2\right] = O\left(\frac{1}{p^2}\right) \end{aligned} \tag{120}$$

where we used that for a permutation matrix $\mathbf{U} \in \mathbb{R}^{p\times p}$ drawn uniformly, $(\mathbf{O}_{\mathcal{J}}\mathbf{U}^\top, \mathbf{U}\boldsymbol{\zeta}^\star) \overset{L}{=} (\mathbf{O}_{\mathcal{J}}, \boldsymbol{\zeta}^\star)$ and (112). And by rotational invariance of $\mathbf{O}$,

$$\mathbb{E}\left(\mathbf{O}_{\mathcal{J}}^\top \left(\mathbf{D}_{\mathcal{J}}^\top \mathbf{D}_{\mathcal{J}}\right)^{-1} \mathbf{D}_{\mathcal{J}}^\top \mathbf{Q}\boldsymbol{\varepsilon}\right)_i^2 = \mathbb{E}\frac{1}{p}\left\|\mathbf{O}_{\mathcal{J}}^\top \left(\mathbf{D}_{\mathcal{J}}^\top \mathbf{D}_{\mathcal{J}}\right)^{-1} \mathbf{D}_{\mathcal{J}}^\top \mathbf{Q}\boldsymbol{\varepsilon}\right\|_2^2 = O\left(\frac{1}{p^2}\right) \tag{121}$$

where we used (114) at the last equality. The first result in (42) then follows from Markov inequality and Borel-Cantelli lemma. The second result in (42) can be proved similarly to Corollary 3.6. The third result in (42) follows from the first two results and an application of the Slutsky's theorem. □

APPENDIX E: CONJECTURES FOR ELLIPSOIDAL MODELS

We conjecture that debiasing is possible in a more general settings than considered in this paper. Namely, one would like to consider the design matrix $\mathbf{X} = \mathbf{Q}^\top \mathbf{D}\mathbf{O}\boldsymbol{\Sigma}^{1/2}$ where $\boldsymbol{\Sigma} \in \mathbb{R}^{p\times p}$ is non-singular, $\mathbf{Q} \in \mathbb{R}^{n\times n}, \mathbf{O} \in \mathbb{R}^{p\times p}$ are orthogonal matrices and $\mathbf{D} \in \mathbb{R}^{n\times p}$ is diagonal matrix. We assume that $\boldsymbol{\Sigma} \in \mathbb{R}^{p\times p}$ is observed and $\mathbf{O}$ is drawn uniformly from the orthogonal group $\mathbb{O}(p)$ independent of $\boldsymbol{\varepsilon}, \mathbf{D}, \mathbf{Q}$. We refer to this class of random design matrices as ellipsoidal invariant designs. The special case where $\mathbf{Q}^\top \mathbf{D}\mathbf{O}$ is an isotropic Gaussian matrix is studied extensively in prior literature [11, 15, 50, 49, 10]. Furthermore, one would like to consider the case where the convex penalty function $\vec{h} : \mathbb{R}^p \mapsto \mathbb{R}$ is non-separable (e.g. SLOPE, group-Lasso) and $\hat{\boldsymbol{\beta}} \in \underset{\mathbf{b}\in\mathbb{R}^p}{\arg\min} \frac{1}{2}\|\mathbf{y} - \mathbf{X}\mathbf{b}\|^2 + \vec{h}(\mathbf{b})$. where $\vec{h}$ is assumed to be proper and closed.

In this setting, we have

$$\hat{\boldsymbol{\beta}}^u = \hat{\boldsymbol{\beta}} + \frac{1}{\widehat{\mathsf{adj}}}\boldsymbol{\Sigma}^{-1}\mathbf{X}^\top(\mathbf{y} - \mathbf{X}\hat{\boldsymbol{\beta}}) \tag{122}$$

where $\widehat{\mathsf{adj}}$ is solution of the following equation

$$\frac{1}{p}\sum_{i=1}^{p}\frac{1}{\frac{d_i^2-\widehat{\mathsf{adj}}}{p}\operatorname{Tr}\left(\left(\widehat{\mathsf{adj}}\cdot\mathbf{I}_p+\mathbf{\Sigma}^{-1}\left(\nabla^2\vec{h}(\hat{\boldsymbol{\beta}})\right)\right)^{-1}\right)+1}=1. \tag{123}$$

Here, we assumed that $\vec{h}$ is twice-differentiable or that it admits a twice-differentiable extension as in Lemma 2.7. Notice that the equation (123) becomes (21) if one let $\mathbf{\Sigma}=\mathbf{I}_p$ and $(\vec{h}(x))_i=h(x_i),\forall i\in p$ for some $h:\mathbb{R}\mapsto\mathbb{R}$. Analogous to (22), we define

$$\begin{aligned}
&\hat{\eta}_*(p):=\left(\frac{1}{p}\operatorname{Tr}\left(\widehat{\mathsf{adj}}\cdot\mathbf{I}_p+\mathbf{\Sigma}^{-1}\nabla^2\vec{h}(\hat{\boldsymbol{\beta}})\right)\right)^{-1}\\
&\hat{\mathbf{r}}_{**}(p):=\hat{\boldsymbol{\beta}}+\frac{1}{\hat{\eta}_*-\widehat{\mathsf{adj}}}\mathbf{\Sigma}^{-1}\mathbf{X}^\top(\mathbf{X}\hat{\boldsymbol{\beta}}-\mathbf{y}),\quad \hat{\tau}_{**}(p):=\frac{\frac{1}{p}\left\|\mathbf{X}\hat{\mathbf{r}}_{**}-\mathbf{y}\right\|^2-\frac{n}{p}}{\frac{1}{p}\sum_{i=1}^{p}d_i^2}\\
&\hat{\tau}_*(p):=\left(\frac{\hat{\eta}_*}{\widehat{\mathsf{adj}}}\right)^2\frac{1}{p}\sum_{i=1}^{p}\frac{d_i^2}{\left(d_i^2+\hat{\eta}_*-\widehat{\mathsf{adj}}\right)^2}\\
&\qquad+\left(\frac{\hat{\eta}_*-\widehat{\mathsf{adj}}}{\widehat{\mathsf{adj}}}\right)^2\left(\frac{1}{p}\sum_{i=1}^{p}\left(\frac{\hat{\eta}_*}{d_i^2+\hat{\eta}_*-\widehat{\mathsf{adj}}}\right)^2-1\right)\hat{\tau}_{**}
\end{aligned} \tag{124}$$

One can then make the following conjecture on the distribution of $\hat{\boldsymbol{\beta}}^u$.

CONJECTURE E.1. Under suitable conditions, there is a unique solution $\widehat{\mathsf{adj}}$ of (123) and

$$\hat{\tau}_*^{-1/2}(\hat{\boldsymbol{\beta}}^u-\boldsymbol{\beta}^\star)=\mathbf{\Sigma}^{1/2}\mathbf{z}+O\left(p^{-1/2}\right)$$

where $\mathbf{z}\sim N(\mathbf{0},\mathbf{I}_p)$ and $O\left(p^{-1/2}\right)$ denotes a vector $\mathbf{v}\in\mathbb{R}^p$ satisfying $\frac{1}{p}\|\mathbf{v}\|^2\to 0$ almost surely as $p\to\infty$.

The derivation of the above is by considering a change of variable $\tilde{\boldsymbol{\beta}}=\mathbf{\Sigma}^{1/2}\hat{\boldsymbol{\beta}}$ whereby $\tilde{\boldsymbol{\beta}}\in\arg\min_{\mathbf{b}\in\mathbb{R}^p}\frac{1}{2}\|\mathbf{y}-\mathbf{Q}^\top\mathbf{D}\mathbf{O}\mathbf{b}\|^2+h\left(\mathbf{\Sigma}^{-\frac{1}{2}}\mathbf{b}\right)$ and using the iterates of the VAMP algorithm (for non-separable penalties [34, Algorithm 1]) to track $\tilde{\boldsymbol{\beta}}$. One can then obtain (124) and Conjecture E.1 from the state evolution of the VAMP algorithm [34, Eq. (19), Theorem 1]. If Conjecture E.1 holds, it will be straightforward to develop inference procedure for $\boldsymbol{\beta}^\star$. A main gap to prove Conjecture E.1 in our opinion is to establish an analogue of Proposition B.8, i.e. the non-separable VAMP iterates indeed tracks $\hat{\boldsymbol{\beta}}$. We leave the proof of Conjecture E.1 as an open problem.

APPENDIX F: NUMERICAL EXPERIMENTS

F.1. Details of the design matrices used in numerical experiments. Throughout the paper, we have illustrated our findings using different design matrices. We provide additional details in this section.

REMARK F.1 (Notations used in caption). we use $\mathsf{InverseWishart}(\mathbf{\Psi},\nu)$ to denote inverse-Wishart distribution [87] with scale matrix $\mathbf{\Psi}$ and degrees-of-freedom ν, $\mathsf{Mult\text{-}t}(\nu,\mathbf{\Psi})$ to denote multivariate-t distribution [88] with location $\mathbf{0}$, scale matrix $\mathbf{\Psi}$, and degrees-of-freedom ν.

REMARK F.2 (Right rotationally invariant). All design matrices in Figure 1, 4 satisfies that $\mathbf{X} \overset{L}{=} \mathbf{XO}$ for $\mathbf{O} \sim \mathrm{Haar}(\mathbb{O}(p))$ independent of $\mathbf{X}$. It is easy to verify that this is equivalent to right-rotational invariance as defined in Definition 2.1.

REMARK F.3 (Comparison between designs in Figure 1 and Figure 4). The designs featured in Figure 4 can be seen as more challenging variants of the designs in Figure 1, characterized by heightened levels of correlation, heterogeneity, or both.

Specifically, $\mathbf{\Sigma}^{(\mathrm{col})}$ under MatrixNormal-B has a higher correlation coefficient (0.9) compared to the correlation coefficient (0.5) in MatrixNormal. This results in a stronger dependence among the rows of the matrix $\mathbf{X}$. Concurrently, the $\mathbf{\Sigma}^{(\mathrm{row})}$ in MatrixNormal-B is sampled from an inverse-Wishart distribution with fewer degrees of freedom, leading to a more significant deviation from the identity matrix compared to the MatrixNormal design presented in Figure 1.

In Spiked-B, there are three significantly larger spikes when compared to Spiked in Figure 1, which contains 50 spikes of smaller magnitudes. Consequently, issues related to alignment and outlier eigenvalues are much more pronounced in the case of Spiked-B.

Design under LLN-B is product of four independent isotropic Gaussian matrices whereas LLN-B contains 20th power of the same $\mathbf{X}_1$. The latter scenario presents greater challenge for DF or SA debiasing, primarily because the exponentiation step leads to the emergence of eigenvalue outliers.

Larger auto-regressive coefficients are used in VAR-B, leading to stronger dependence across rows.

When designs are sampled from MultiCauchy, it is equivalent to scaling each row of an isotropic Gaussian matrix by a Cauchy-distributed scalar. This results in substantial heterogeneity across rows, with some rows exhibiting significantly larger magnitudes compared to others.

DEFINITION F.4 (Designs from the real dataset). Without loss of generality, all designs below are re-scaled so that average of the eigenvalues of $\mathbf{X}^\top\mathbf{X}$ is 1.

(i) Speech: 200×400 with each row being i-vector (see e.g. [47]) of the speech segment of a English speaker. We imported this dataset from the OpenML repository [89] (ID: 40910) and retained only the last 200 rows of the original design matrix. The original dataset is published in [39].
(ii) DNA: 100×180 entries with each row being one-hot representation of primate splice-junction gene sequences (DNA). We imported this dataset from the OpenML repository [90] (ID: 40670) and retained only the last 100 rows of the original design matrix. The original dataset is published in [65].
(iii) SP500: 300×496 entries where each column representing a time series of daily stock returns (percentage change) for a company listed in the S&P 500 index. These time series span 300 trading days, ending on January 1, 2023.. We imported this dataset from Yahoo finance API [91];
(iv) FaceImage: 1348×2914 entries where each row corresponds to a JPEG image of a single face. We imported this dataset from the scikit-learn package, using the handle sklearn.datasets.fetch_lf2_people [92]. The original dataset is published in [44]
(v) Crime: 50×99 entries where each column corresponds to a socio-economic metric in the UCI communities and crime dataset [70]. Only the last 50 rows of the dataset is retained.

F.2. QQ plots. Figure 8, 9 and 10 are QQ-plots of Figure 1, 4 and 5 respectively.

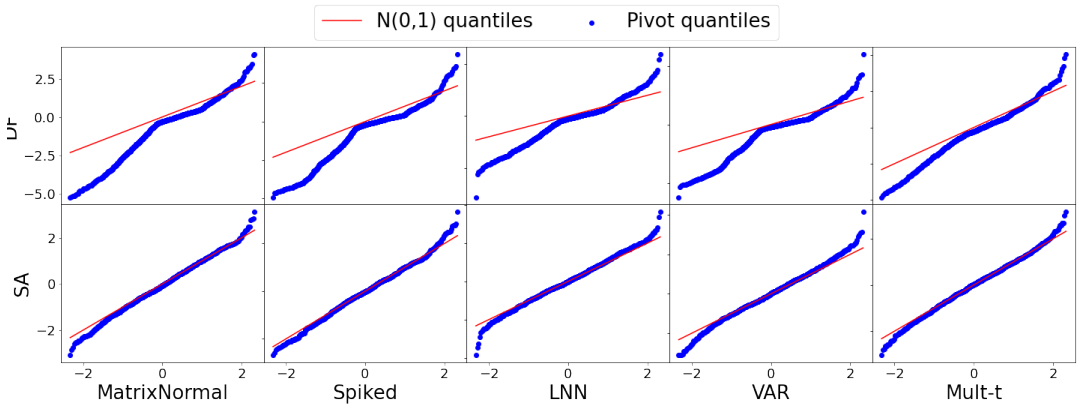

FIG 8. *QQ plots corresponding to Figure 1.*

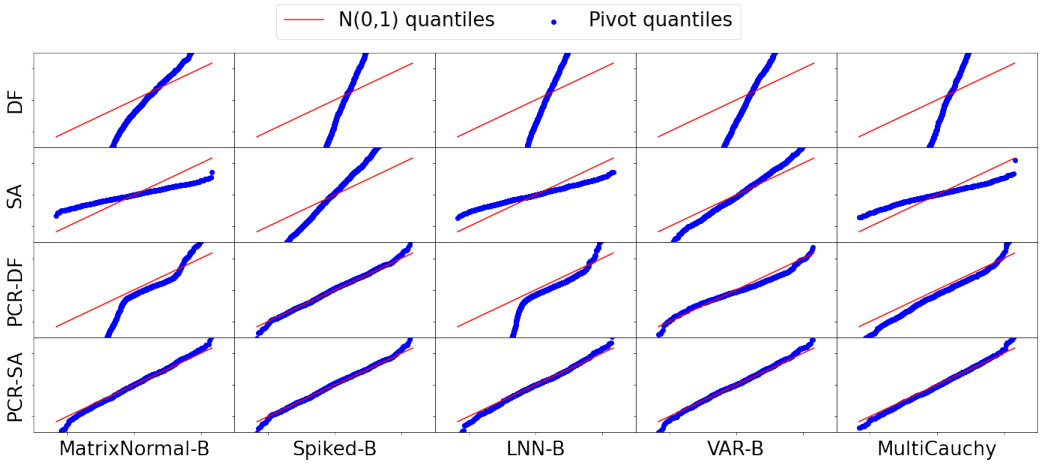

FIG 9. *QQ plots corresponding to Figure 4.*

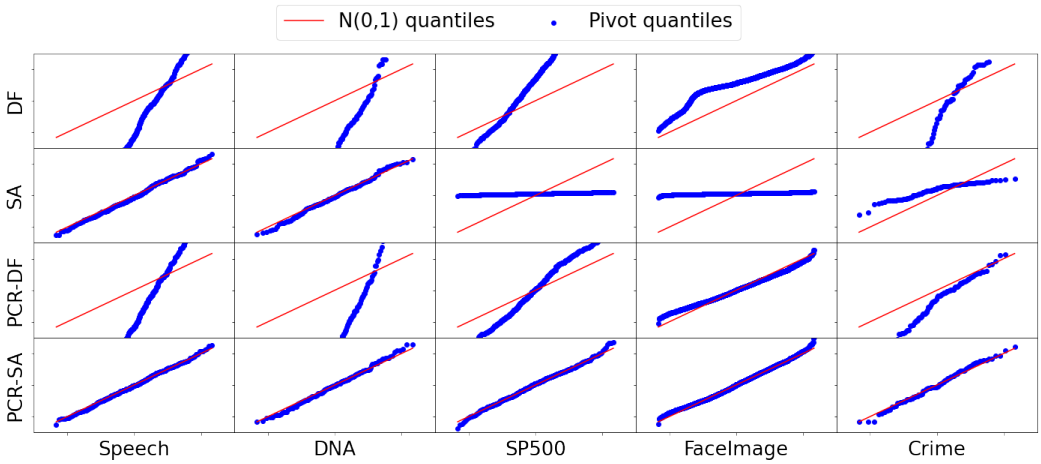

FIG 10. *QQ plots corresponding to Figure 5.*

F.3. Inference for debiased PCR. We include here plots and tables for the inference procedures described in Section 4.4.

F.3.1. *Inference for* $v_i^\star$. Table 2 and Table 3 prints results of hypothesis tests for the alignment coefficients $v_i^\star, i = 1, ..., 10$ for experiments in Figure 4 and Figure 5.

TABLE 2

The table prints Benjamini-Hochberg adjusted p-values for the hypothesis tests $H_i : v_i^\star = 0, i = 1, ..., 10$ *of the experiments from Figure 4 for the designs specified in Figure 1. Recall that we set* $v_i^\star = 5 \cdot \sqrt{p}, i \in J_1$ *and* $J_1 = \{1, 3, 5, 7, 9\}$. *Below we use* $**$ *to indicate rejection under FDR level 0.01 and* $*$ *rejection under FDR level 0.05.*

	MatrixNormal-B	Spiked-B	LNN-B	VAR-B	MultiCauchy
$v_1^\star$	0.00 **	0.00 **	0.00 **	0.00 **	0.00 **
$v_2^\star$	0.84	0.44	0.94	0.96	0.98
$v_3^\star$	0.00 **	0.00 **	0.00 **	0.00 **	0.00 **
$v_4^\star$	0.41	0.68	0.50	0.96	0.95
$v_5^\star$	0.00 **	0.00 **	0.00 **	0.00 **	0.00 **
$v_6^\star$	0.84	0.51	0.78	0.96	0.49
$v_7^\star$	0.00 **	0.00 **	0.00 **	0.00 **	0.00 **
$v_8^\star$	0.61	0.44	0.98	0.96	0.49
$v_9^\star$	0.00 **	0.00 **	0.00 **	0.00 **	0.00 **
$v_{10}^\star$	0.27	0.68	0.94	0.96	0.34

TABLE 3

The table prints Benjamini-Hochberg adjusted p-values for the hypothesis tests $H_i : \upsilon_i^\star = 0, i = 1, ..., 10$ of the experiments from Figure 5 for the designs specified in Definition F.4. Below we use $**$ to indicate rejection under FDR level 0.01 *and $*$ rejection under FDR level* 0.05

	Speech	DNA	SP500	FaceImage	Crime
$\upsilon_1^\star$	0.70	0.81	0.00 **	0.00 **	0.00 **
$\upsilon_2^\star$	0.70	0.74	0.40	0.25	0.10
$\upsilon_3^\star$	0.80	0.74	0.95	0.53	0.02 *
$\upsilon_4^\star$	0.80	0.74	0.19	0.00 **	0.02 *
$\upsilon_5^\star$	0.85	0.81	0.29	0.96	0.11
$\upsilon_6^\star$	0.80	0.93	0.19	0.06	0.85
$\upsilon_7^\star$	0.80	0.74	0.00 **	0.69	0.57
$\upsilon_8^\star$	0.70	0.56	0.00 **	0.92	0.02 *
$\upsilon_9^\star$	0.35	0.81	0.56	0.34	0.09
$\upsilon_{10}^\star$	0.80	0.56	0.95	0.53	0.02 *

F.3.2. *Inference for $\zeta_i^\star$.* Figure 11 depict the True Positive Rate (TPR), False Positive Rate (FPR) of the hypothesis tests as outlined in (45), and the False Coverage Proportion (FCP) of confidence intervals as defined in (44) for $\zeta_i^\star$. These plots illustrate the changes in TPR, FPR, and FCP as we systematically vary the targeted FPR/FCP level α from 0 to 1.

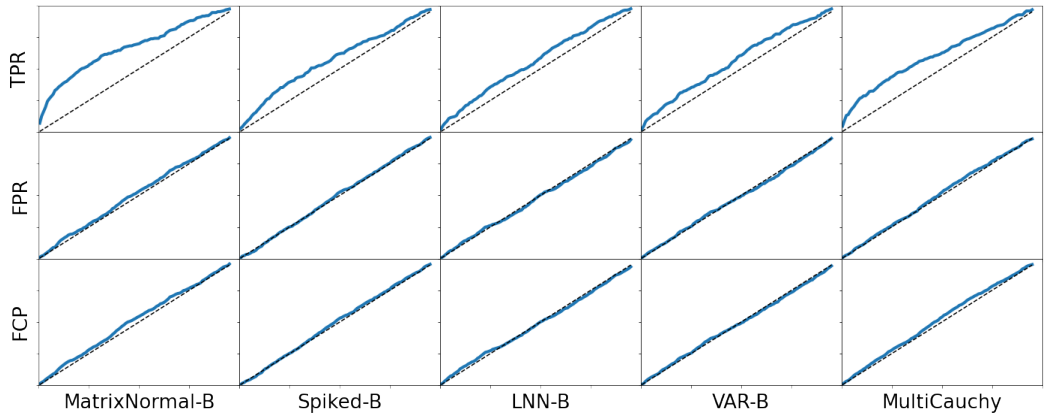

FIG 11. *Under the setting of Figure 4, we plot the True Positive Rate (TPR) and False Positive Rate (FPR) corresponding to hypothesis tests outlined in* (45)*, and the False Coverage Proportion (FCP) of confidence intervals defined in* (44) *for $(\zeta_i^\star)_{i=1}^p$. The x-axis spans α values from 0 to 1, while the y-axis ranges between 0 and 1. The dotted black line represents the 45-degree reference line.*

REFERENCES

[1] AGARWAL, A., SHAH, D. and SHEN, D. (2020). On principal component regression in a high-dimensional error-in-variables setting. *arXiv preprint arXiv:2010.14449*.

[2] AGARWAL, A., SHAH, D., SHEN, D. and SONG, D. (2019). On robustness of principal component regression. *Advances in Neural Information Processing Systems* **32**.

[3] ANASTASIOU, A., BARP, A., BRIOL, F.-X., EBNER, B., GAUNT, R. E., GHADERINEZHAD, F., GORHAM, J., GRETTON, A., LEY, C., LIU, Q. et al. (2023). Stein's method meets computational statistics: A review of some recent developments. *Statistical Science* **38** 120–139.

[4] BAI, Z. and SILVERSTEIN, J. W. (2010). *Spectral analysis of large dimensional random matrices* **20**. Springer.

[5] BAIR, E., HASTIE, T., PAUL, D. and TIBSHIRANI, R. (2006). Prediction by supervised principal components. *Journal of the American Statistical Association* **101** 119–137.

[6] BARBIER, J., MACRIS, N., MAILLARD, A. and KRZAKALA, F. (2018). The mutual information in random linear estimation beyond iid matrices. In *2018 IEEE International Symposium on Information Theory (ISIT)* 1390–1394. IEEE.

[7] BAYATI, M. and MONTANARI, A. (2011). The LASSO risk for Gaussian matrices. *IEEE Transactions on Information Theory* **58** 1997–2017.

[8] BEAN, D., BICKEL, P. J., EL KAROUI, N. and YU, B. (2013). Optimal M-estimation in high-dimensional regression. *Proceedings of the National Academy of Sciences* **110** 14563–14568.

[9] BELLEC, P. C. and ZHANG, C.-H. (2021). Second-order Stein: SURE for SURE and other applications in high-dimensional inference. *The Annals of Statistics* **49** 1864–1903.

[10] BELLEC, P. C. and ZHANG, C.-H. (2022). De-biasing the lasso with degrees-of-freedom adjustment. *Bernoulli* **28** 713–743.

[11] BELLEC, P. C. and ZHANG, C.-H. (2023). Debiasing convex regularized estimators and interval estimation in linear models. *The Annals of Statistics* **51** 391–436.

[12] BENJAMINI, Y. and HOCHBERG, Y. (1995). Controlling the false discovery rate: a practical and powerful approach to multiple testing. *Journal of the Royal statistical society: series B (Methodological)* **57** 289–300.

[13] BICKEL, P. J., LI, B., TSYBAKOV, A. B., VAN DE GEER, S. A., YU, B., VALDÉS, T., RIVERO, C., FAN, J. and VAN DER VAART, A. (2006). Regularization in statistics. *Test* **15** 271–344.

[14] CELENTANO, M. and MONTANARI, A. (2021). CAD: Debiasing the Lasso with inaccurate covariate model. *arXiv preprint arXiv:2107.14172*.

[15] CELENTANO, M., MONTANARI, A. and WEI, Y. (2020). The lasso with general gaussian designs with applications to hypothesis testing. *arXiv preprint arXiv:2007.13716*.

[16] CELENTANO, M. and WAINWRIGHT, M. J. (2023). Challenges of the inconsistency regime: Novel debiasing methods for missing data models. *arXiv preprint arXiv:2309.01362*.

[17] CHATTERJEE, S. (2010). Spin glasses and Stein's method. *Probability theory and related fields* **148** 567–600.

[18] CHEN, Y., CHI, Y., FAN, J. and MA, C. (2021). Spectral methods for data science: A statistical perspective. *Foundations and Trends® in Machine Learning* **14** 566–806.

[19] DESHPANDE, Y., JAVANMARD, A. and MEHRABI, M. (2023). Online debiasing for adaptively collected high-dimensional data with applications to time series analysis. *Journal of the American Statistical Association* **118** 1126–1139.

[20] DESHPANDE, Y., MACKEY, L., SYRGKANIS, V. and TADDY, M. (2018). Accurate inference for adaptive linear models. In *International Conference on Machine Learning* 1194–1203. PMLR.

[21] DONOHO, D. and TANNER, J. (2009). Observed universality of phase transitions in high-dimensional geometry, with implications for modern data analysis and signal processing. *Philosophical Transactions of the Royal Society A: Mathematical, Physical and Engineering Sciences* **367** 4273–4293.

[22] DONOHO, D. L., MALEKI, A. and MONTANARI, A. (2009). Message-passing algorithms for compressed sensing. *Proceedings of the National Academy of Sciences* **106** 18914–18919.

[23] DRUILHET, P. and MOM, A. (2008). Shrinkage structure in biased regression. *Journal of multivariate analysis* **99** 232–244.

[24] DUDEJA, R., BAKHSHIZADEH, M., MA, J. and MALEKI, A. (2019). Rigorous analysis of spectral methods for random orthogonal matrices. *arXiv preprint arXiv:1903.02676*.

[25] DUDEJA, R., SEN, S. and LU, Y. M. (2022). Spectral universality of regularized linear regression with nearly deterministic sensing matrices. *arXiv preprint arXiv:2208.02753*.

[26] EL KAROUI, N. (2018). On the impact of predictor geometry on the performance on high-dimensional ridge-regularized generalized robust regression estimators. *Probability Theory and Related Fields* **170** 95–175.

[27] EL KAROUI, N., BEAN, D., BICKEL, P. J., LIM, C. and YU, B. (2013). On robust regression with high-dimensional predictors. *Proceedings of the National Academy of Sciences* **110** 14557–14562.

[28] FAN, J., LIAO, Y. and WANG, W. (2016). Projected principal component analysis in factor models. *Annals of statistics* **44** 219.

[29] FAN, Z. (2022). Approximate message passing algorithms for rotationally invariant matrices. *The Annals of Statistics* **50** 197–224.

[30] FAN, Z., LI, Y. and SEN, S. (2022). TAP equations for orthogonally invariant spin glasses at high temperature. *arXiv preprint arXiv:2202.09325*.

[31] FAN, Z. and WU, Y. (2021). The replica-symmetric free energy for Ising spin glasses with orthogonally invariant couplings. *arXiv preprint arXiv:2105.02797*.

[32] FAREBROTHER, R. (1978). A class of shrinkage estimators. *Journal of the Royal Statistical Society Series B: Statistical Methodology* **40** 47–49.

[33] FENG, O. Y., VENKATARAMANAN, R., RUSH, C., SAMWORTH, R. J. et al. (2022). A unifying tutorial on approximate message passing. *Foundations and Trends® in Machine Learning* **15** 335–536.

[34] FLETCHER, A. K., PANDIT, P., RANGAN, S., SARKAR, S. and SCHNITER, P. (2018). Plug-in estimation in high-dimensional linear inverse problems: A rigorous analysis. *Advances in Neural Information Processing Systems* **31**.

[35] FRANK, L. E. and FRIEDMAN, J. H. (1993). A statistical view of some chemometrics regression tools. *Technometrics* **35** 109–135.

[36] GEORGE, E. I. and OMAN, S. D. (1996). Multiple-Shrinkage Principal Component Regression. *Journal of the Royal Statistical Society: Series D (The Statistician)* **45** 111–124.

[37] GERBELOT, C., ABBARA, A. and KRZAKALA, F. (2020). Asymptotic Errors for High-Dimensional Convex Penalized Linear Regression beyond Gaussian Matrices. In *Proceedings of Thirty Third Conference on Learning Theory* (J. ABERNETHY and S. AGARWAL, eds.). *Proceedings of Machine Learning Research* **125** 1682–1713. PMLR.

[38] GERBELOT, C., ABBARA, A. and KRZAKALA, F. (2022). Asymptotic errors for teacher-student convex generalized linear models (or: How to prove Kabashima's replica formula). *IEEE Transactions on Information Theory*.

[39] GOLDSTEIN, M. and UCHIDA, S. (2016). A comparative evaluation of unsupervised anomaly detection algorithms for multivariate data. *PloS one* **11** e0152173.

[40] HANIN, B. and NICA, M. (2020). Products of many large random matrices and gradients in deep neural networks. *Communications in Mathematical Physics* **376** 287–322.

[41] HANIN, B. and PAOURIS, G. (2021). Non-asymptotic results for singular values of Gaussian matrix products. *Geometric and Functional Analysis* **31** 268–324.

[42] HE, Y., KONG, X., YU, L. and ZHANG, X. (2022). Large-dimensional factor analysis without moment constraints. *Journal of Business & Economic Statistics* **40** 302–312.

[43] HOWLEY, T., MADDEN, M. G., O'CONNELL, M.-L. and RYDER, A. G. (2006). The effect of principal component analysis on machine learning accuracy with high dimensional spectral data. In *Applications and Innovations in Intelligent Systems XIII: Proceedings of AI-2005, the Twenty-fifth SGAI International Conference on Innovative Techniques and Applications of Artificial Intelligence, Cambridge, UK, December 2005* 209–222. Springer.

[44] HUANG, G. B., RAMESH, M., BERG, T. and LEARNED-MILLER, E. (2007). Labeled Faces in the Wild: A Database for Studying Face Recognition in Unconstrained Environments Technical Report No. 07-49, University of Massachusetts, Amherst.

[45] HUBERT, M. and VERBOVEN, S. (2003). A robust PCR method for high-dimensional regressors. *Journal of Chemometrics: A Journal of the Chemometrics Society* **17** 438–452.

[46] HUCKER, L. and WAHL, M. (2022). A note on the prediction error of principal component regression in high dimensions. *arXiv preprint arXiv:2212.04959*.

[47] IBRAHIM, N. S. and RAMLI, D. A. (2018). I-vector extraction for speaker recognition based on dimensionality reduction. *Procedia Computer Science* **126** 1534–1540.

[48] JAVANMARD, A. and MONTANARI, A. (2013). State evolution for general approximate message passing algorithms, with applications to spatial coupling. *Information and Inference: A Journal of the IMA* **2** 115–144.

[49] JAVANMARD, A. and MONTANARI, A. (2014). Hypothesis testing in high-dimensional regression under the gaussian random design model: Asymptotic theory. *IEEE Transactions on Information Theory* **60** 6522–6554.

[50] JAVANMARD, A. and MONTANARI, A. (2014). Confidence intervals and hypothesis testing for high-dimensional regression. *The Journal of Machine Learning Research* **15** 2869–2909.

[51] JAVANMARD, A. and MONTANARI, A. (2018). Debiasing the lasso: Optimal sample size for Gaussian designs. *The Annals of Statistics* **46** 2593 – 2622. https://doi.org/10.1214/17-AOS1630

[52] JIANG, K., MUKHERJEE, R., SEN, S. and SUR, P. (2022). A New Central Limit Theorem for the Augmented IPW Estimator: Variance Inflation, Cross-Fit Covariance and Beyond. *arXiv preprint arXiv:2205.10198*.

[53] JOLLIFFE, I. T. (1982). A note on the use of principal components in regression. *Journal of the Royal Statistical Society Series C: Applied Statistics* **31** 300–303.

[54] JOLLIFFE, I. T. and CADIMA, J. (2016). Principal component analysis: a review and recent developments. *Philosophical transactions of the royal society A: Mathematical, Physical and Engineering Sciences* **374** 20150202.

[55] KHAMARU, K., DESHPANDE, Y., MACKEY, L. and WAINWRIGHT, M. J. (2021). Near-optimal inference in adaptive linear regression. *arXiv preprint arXiv:2107.02266*.

[56] LI, G. and WEI, Y. (2022). A non-asymptotic framework for approximate message passing in spiked models. *arXiv preprint arXiv:2208.03313*.

[57] LI, Y., FAN, Z., SEN, S. and WU, Y. (2022). Random linear estimation with rotationally-invariant designs: Asymptotics at high temperature. *arXiv preprint arXiv:2212.10624*.

[58] LIU, L., HUANG, S. and KURKOSKI, B. M. (2022). Memory AMP. *IEEE Transactions on Information Theory* **68** 8015–8039.

[59] MA, J. and PING, L. (2017). Orthogonal amp. *IEEE Access* **5** 2020–2033.

[60] MECKES, E. (2014). Concentration of measure and the compact classical matrix groups. *Lecture Notes, IAS Program for Women and Mathematics*.

[61] MEZARD, M. and MONTANARI, A. (2009). *Information, physics, and computation*. Oxford University Press.

[62] MÉZARD, M., PARISI, G. and VIRASORO, M. A. (1987). *Spin glass theory and beyond: An Introduction to the Replica Method and Its Applications* **9**. World Scientific Publishing Company.

[63] MONDELLI, M., THRAMPOULIDIS, C. and VENKATARAMANAN, R. (2022). Optimal combination of linear and spectral estimators for generalized linear models. *Foundations of Computational Mathematics* **22** 1513–1566.

[64] NICA, A. and SPEICHER, R. (2006). *Lectures on the combinatorics of free probability* **13**. Cambridge University Press.

[65] NOORDEWIER, M., TOWELL, G. and SHAVLIK, J. (1990). Training knowledge-based neural networks to recognize genes in DNA sequences. *Advances in neural information processing systems* **3**.

[66] OPPER, M. and WINTHER, O. (2001). Tractable approximations for probabilistic models: The adaptive Thouless-Anderson-Palmer mean field approach. *Physical Review Letters* **86** 3695.

[67] OPPER, M., WINTHER, O. and JORDAN, M. J. (2005). Expectation consistent approximate inference. *Journal of Machine Learning Research* **6**.

[68] PANDIT, P., SAHRAEE-ARDAKAN, M., RANGAN, S., SCHNITER, P. and FLETCHER, A. K. (2020). Inference with deep generative priors in high dimensions. *IEEE Journal on Selected Areas in Information Theory* **1** 336–347.

[69] RANGAN, S., SCHNITER, P. and FLETCHER, A. K. (2019). Vector approximate message passing. *IEEE Transactions on Information Theory* **65** 6664–6684.

[70] REDMOND, M. (2009). Communities and Crime. UCI Machine Learning Repository. DOI: https://doi.org/10.24432/C53W3X.

[71] RUSH, C., GREIG, A. and VENKATARAMANAN, R. (2015). Capacity-achieving sparse regression codes via approximate message passing decoding. In *2015 IEEE International Symposium on Information Theory (ISIT)* 2016–2020. IEEE.

[72] SCHNITER, P., RANGAN, S. and FLETCHER, A. K. (2016). Vector approximate message passing for the generalized linear model. In *2016 50th Asilomar conference on signals, systems and computers* 1525–1529. IEEE.

[73] SILIN, I. and FAN, J. (2022). Canonical thresholding for nonsparse high-dimensional linear regression. *The Annals of Statistics* **50** 460–486.

[74] STEIN, C. M. (1981). Estimation of the mean of a multivariate normal distribution. *The annals of Statistics* 1135–1151.

[75] SUR, P. and CANDÈS, E. J. (2019). A modern maximum-likelihood theory for high-dimensional logistic regression. *Proceedings of the National Academy of Sciences* **116** 14516–14525.

[76] SUR, P., CHEN, Y. and CANDÈS, E. J. (2019). The likelihood ratio test in high-dimensional logistic regression is asymptotically a rescaled chi-square. *Probability theory and related fields* **175** 487–558.

[77] TAHIR, A. and ILYAS, M. (2023). Robust correlation scaled principal component regression. *Hacettepe Journal of Mathematics and Statistics* **52** 459–486.

[78] TAKAHASHI, T. and KABASHIMA, Y. (2018). A statistical mechanics approach to de-biasing and uncertainty estimation in LASSO for random measurements. *Journal of Statistical Mechanics: Theory and Experiment* **2018** 073405.

[79] TAKEDA, K., UDA, S. and KABASHIMA, Y. (2006). Analysis of CDMA systems that are characterized by eigenvalue spectrum. *Europhysics Letters* **76** 1193.

[80] TAKEUCHI, K. (2019). Rigorous dynamics of expectation-propagation-based signal recovery from unitarily invariant measurements. *IEEE Transactions on Information Theory* **66** 368–386.

[81] TAKEUCHI, K. (2021). Bayes-optimal convolutional AMP. *IEEE Transactions on Information Theory* **67** 4405–4428.

[82] TALAGRAND, M. (2010). *Mean field models for spin glasses: Volume I: Basic examples* **54**. Springer Science & Business Media.

[83] TULINO, A. M., CAIRE, G., VERDÚ, S. and SHAMAI, S. (2013). Support recovery with sparsely sampled free random matrices. *IEEE Transactions on Information Theory* **59** 4243–4271.

[84] VAN DE GEER, S., BÜHLMANN, P., RITOV, Y. and DEZEURE, R. (2014). On asymptotically optimal confidence regions and tests for high-dimensional models.

[85] VAN DER VAART, A. W. (2000). *Asymptotic statistics* **3**. Cambridge university press.

[86] XU, Y., LIU, Y., LIANG, S., WU, T., BAI, B., BARBIER, J. and HOU, T. (2023). Capacity-Achieving Sparse Regression Codes via Vector Approximate Message Passing. *arXiv preprint arXiv:2303.08406*.

[87] Wikipedia: Inverse-Wishart distribution. https://en.wikipedia.org/wiki/Inverse-Wishart_distribution. Accessed: 2023-09-01.

[88] Wikipedia: Multivariate t-distribution. https://en.wikipedia.org/wiki/Multivariate_t-distribution. Accessed: 2023-09-01.

[89] OpenML, Dataset ID: 40910. https://www.openml.org/search?type=data&status=active&id=40910. Accessed: 2023-09-01.

[90] OpenML, Dataset ID: 40670. https://www.openml.org/search?type=data&status=active&id=40670. Accessed: 2023-09-01.

[91] Yahoo Finance API. https://python-yahoofinance.readthedocs.io/en/latest/api.html. Accessed: 2023-09-01.

[92] Scikit learn Labeled Faces in the Wild dataset. https://scikit-learn.org/stable/modules/generated/sklearn.datasets.fetch_lfw_people.html#sklearn.datasets.fetch_lfw_people. Accessed: 2023-09-01.

[93] ZDEBOROVÁ, L. and KRZAKALA, F. (2016). Statistical physics of inference: Thresholds and algorithms. *Advances in Physics* **65** 453–552.

[94] ZHANG, C.-H. and ZHANG, S. S. (2014). Confidence intervals for low dimensional parameters in high dimensional linear models. *Journal of the Royal Statistical Society: Series B: Statistical Methodology* 217–242.

[95] ZHANG, X., DENG, K. and MAI, Q. (2022). Envelopes and principal component regression. *arXiv preprint arXiv:2207.05574*.

[96] ZHAO, Q., SUR, P. and CANDES, E. J. (2022). The asymptotic distribution of the MLE in high-dimensional logistic models: Arbitrary covariance. *Bernoulli* **28** 1835–1861.

[97] ZHONG, X., WANG, T. and FAN, Z. (2021). Approximate Message Passing for orthogonally invariant ensembles: Multivariate non-linearities and spectral initialization. *arXiv preprint arXiv:2110.02318*.