
Where2Explore: Few-shot Affordance Learning for Unseen Novel Categories of Articulated Objects

Chuanruo Ning^{1,2} Ruihai Wu^{2,3,5} Haoran Lu^{1,2} Kaichun Mo⁴ Hao Dong^{2,5*}

¹School of EECS, PKU ²CFCS, School of CS, PKU ³BAAI ⁴NVIDIA

⁵National Key Laboratory for Multimedia Information Processing, School of CS, PKU

Abstract

Articulated object manipulation is a fundamental yet challenging task in robotics. Due to significant geometric and semantic variations across object categories, previous manipulation models struggle to generalize to novel categories. Few-shot learning is a promising solution for alleviating this issue by allowing robots to perform a few interactions with unseen objects. However, extant approaches often necessitate costly and inefficient test-time interactions with each unseen instance. Recognizing this limitation, we observe that despite their distinct shapes, different categories often share similar local geometries essential for manipulation, such as pullable handles and graspable edges - a factor typically underutilized in previous few-shot learning works. To harness this commonality, we introduce 'Where2Explore', an affordance learning framework that effectively explores novel categories with minimal interactions on a limited number of instances. Our framework explicitly estimates the geometric similarity across different categories, identifying local areas that differ from shapes in the training categories for efficient exploration while concurrently transferring affordance knowledge to similar parts of the objects. Extensive experiments in simulated and real-world environments demonstrate our framework's capacity for efficient few-shot exploration and generalization.

1 Introduction

Articulated objects, such as doors, drawers, scissors, and faucets, are ubiquitous in our daily lives. Therefore, the ability of robots to manipulate these objects is of critical importance. Many previous works have been done on perceiving and manipulating articulated objects [25, 35, 38]. However, due to the significant variance in the objects' structure, 3D geometry, and articulation types across categories, developing efficient perception and manipulation systems that can generalize to those variations remains challenging [6, 25, 41].

An intuitive solution to equip models with generalized manipulation knowledge is training them on large-scale datasets. However, conducting real-world interactions with diverse objects or acquiring 3D models encompassing potential categories can be prohibitively time-consuming and costly. Moreover, this approach could still fail with the emergence of new object categories or designs (*e.g.*, a cup with novel geometries resembling a gourd as shown in Figure 1).

Since encountering novel objects is inevitable in real-world applications, few-shot learning, which allows robots to propose interactions with novel objects and adapt their understanding to them, has emerged as a promising solution. However, previous few-shot learning works for articulated object manipulation usually focus on instance-level exploration and adaptation, requiring test-time interactions on each novel object [35, 28]. This limitation hinders the efficiency and safety of real-world applications of robots.

This paper investigates the open question of cross-category few-shot learning, in which the model is required to understand how to manipulate a novel category via interactions with a limited number of objects. After the few-shot exploration, the model should be able to manipulate other unseen objects within the same category without further test-time interactions.

*Corresponding author.

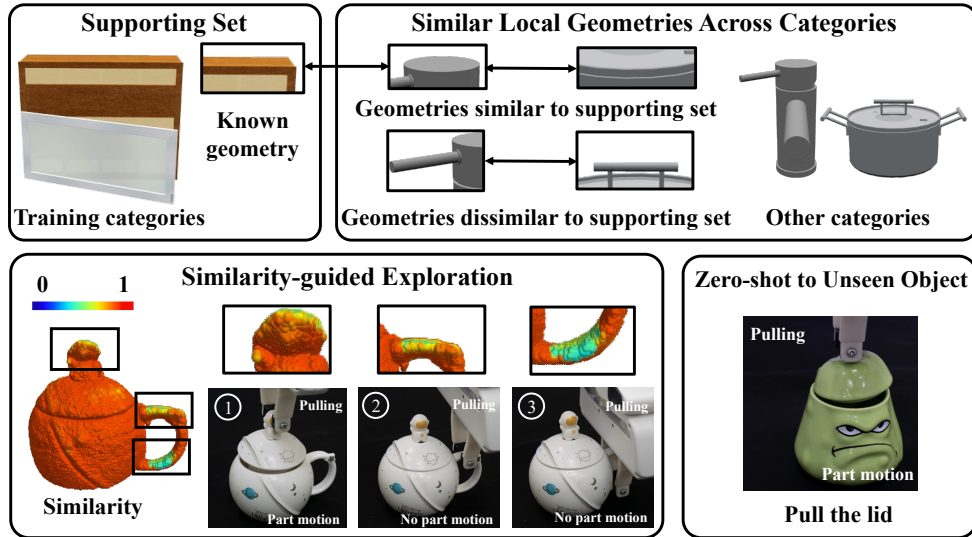


Figure 1: **Where2Explore framework.** Our model, solely trained on training categories (Top Left) and having never seen mugs, utilizes the underlying similarity in local geometries across different categories (Top Right), enabling it to identify uncertain yet important areas for interaction (Bottom Left). After minimal interactions, our model could manipulate unseen objects (Bottom Right) in this category.

Different from instance-level few-shot learning that focuses on discovering kinematic and dynamic information of a specific object, cross-category few-shot learning proposes a more demanding requirement for the exploration strategy to select informative interactions on different object categories. Considering the substantial semantic and geometric gap between known shapes and novel categories, forming an efficient exploration strategy for out-of-distribution objects is challenging. However, we point out that despite distinct overall shapes, different categories often share similar local geometries crucial for manipulation (*e.g.*, pullable handles, pushable boards, and graspable edges, as shown in Figure 1). This property of possessing similar significant geometries across different categories is typically ignored or underutilized by previous instance-level few-shot learning studies.

To effectively discover these critical local geometries for cross-category few-shot learning, we propose a ‘Where2Explore’ framework by explicitly requesting the system to estimate the semantic similarity of geometries on novel objects with geometries already known by the model (As shown in the top part of Figure 1). When faced with objects from a novel object category (*e.g.*, mugs), our framework identifies the uncertain yet important areas on the novel objects to interact with (Bottom Left of the Figure). Via fine-tuning our network with the interactions on novel objects, the model could generalize to unseen objects within this novel category (Bottom Right).

Our system is built in several steps. Firstly, we require a representation that encapsulates diverse semantic and geometric information from known categories to form a supporting set from which we could expand the learned knowledge to novel categories. The desired properties in our system are fulfilled by point-level affordance, which provides per-point manipulation priors with detailed semantic and geometric information on various objects [25, 38, 35, 46]. Next, we implement a ‘similarity network’ to measure the geometric similarity between shapes in different categories and those in the supporting set. This is achieved by partitioning the training set, exposing our similarity module to a wider range of categories, and supervising the learning of similarity in a cross-category manner. Finally, we perform few-shot learning on novel categories by proposing interactions on the low-similarity areas, indicating unseen yet significant geometries.

We evaluate our framework by training our model on constrained object categories and applying few-shot learning to novel categories with limited shapes. After the exploration, we evaluate our model on unseen objects in the novel categories. The results demonstrate our framework’s capability to efficiently explore novel categories by exploiting geometric similarity. Additionally, we examine our framework’s robustness across diverse combinations of training and testing categories, yielding consistent results.

In summary, the contributions of this paper include:

- Exploring the challenging task of cross-category few-shot learning for articulated object manipulation, requiring the model to capture fine-grained geometric information from an entirely new category using a few interactions with limited instances.
- Introducing the ‘Where2Explore’ affordance learning framework that explicitly measures the semantic similarity of local geometries across different categories, which successfully guides the exploration on novel categories with only a few interactions.
- Our experiments, both in a simulator and the real world, show that our proposed framework can efficiently explore novel categories and generalize to unseen instances.

2 Related Work

Perceiving Articulated Objects for Manipulation. Future home-assistant robots need to possess the ability to perceive and manipulate a wide variety of articulated objects within human environments. Previous studies have made significant advancements in estimating and tracking the segmentation of the articulated parts [17, 43, 7, 14, 33], the 6-DoF part poses [20, 21, 36, 22, 8], the joint parameters [32, 34, 45, 12], and digital twins [27, 15, 11, 13]. Based on these perceptual signals, subsequent motion planners and controllers [31, 3, 2, 24, 1] can manipulate the articulated objects. Our work focuses on learning dense manipulation affordance heatmaps over the input 3D object, augmenting the basic part and joint parameters with fine-grained geometry-to-action mappings.

Affordance Learning on Articulated Objects. The concept of affordance [10] plays a pivotal role in facilitating the manipulation of articulated objects. In the literature, researchers have been exploring learning manipulation affordance on articulated objects [19, 16, 23, 5, 25, 38, 41, 30, 9, 42, 40, 4]. Although these works can accurately predict manipulation affordances for articulated objects, they frequently encounter difficulties handling novel unseen objects significantly different from the training data, which is the core problem we study in this paper. A noteworthy piece of research closely aligned with ours is the AdaAfford system [35] that learns to fine-tune the affordance prediction of novel objects using a limited number of interactions. While AdaAfford focuses on rapidly adapting to a single novel instance within known training object categories, our work addresses the more arduous challenge of generalizing to an entirely new category of articulated objects.

3 Problem Formulation

In line with prior affordance learning studies [25, 38, 46, 37], given an N -point 3D partial point cloud observation of an articulated object $O \in \mathbb{R}^{N \times 3}$ and a set of action directions and gripper orientations $\{R_1^p, R_2^p, R_3^p, \dots | R_i^p \in SO(3)\}$ on each point, the visual manipulation affordance is defined as a dense prediction $Aff \in \mathbb{R}^{N \times 3}$, where $a \in [0, 1]^N$ on each point indicates whether the action on that point would result in a part motion. This definition forms a fine-grained geometry-to-action mapping.

During the few-shot exploration, the model needs to propose a few interactions $I = \{I_1, I_2, \dots\}$ sequentially. Each interaction $I_i = (O_i, p_i, R_i)$ represents a task-specific hard-coded trajectory defined in Where2Act [25], parametrized by the interaction point $p_i \in O_i$ and the action direction and gripper orientation $R_i \in SO(3)$. The interaction will result in a part motion m_i . The model will be fine-tuned by the proposed interactions I and corresponding outcomes $\{m_1, m_2, \dots\}$.

4 Method

As shown in Figure 2, we propose the ‘Where2Explore’ framework to explicitly leverage the similar semantics on local geometries shared across different categories for cross-category few-shot exploration. To achieve this, we divide the training categories into two parts - the affordance category C_{aff} and the similarity categories C_{sim} . We begin by learning point-level manipulation affordance on the affordance category to create a supporting set containing semantic and geometric information on known shapes (Figure 2, Left) 4.1. Next, we introduce the ‘similarity module’ to form a representation that connects the geometries in the supporting set with geometries across category boundaries. This module is trained by comparisons between the geometries in C_{aff} with those in C_{sim} . (Middle) 4.2. Then, to expand the supporting set along the similarity representation we built, we perform few-shot learning on novel categories with the guidance of the similarity module, which transfers its prediction to novel categories through shared local geometries (Right) 4.3. Finally, we describe the network and training strategy 4.4.

4.1 Affordance Learning for Building Supporting Set

To conduct the cross-category few-shot exploration task, firstly, we need to build a supporting set from which we can expand our knowledge to a broader range of categories. This requires a representation that encapsulates the learned semantic and geometric information in known categories.

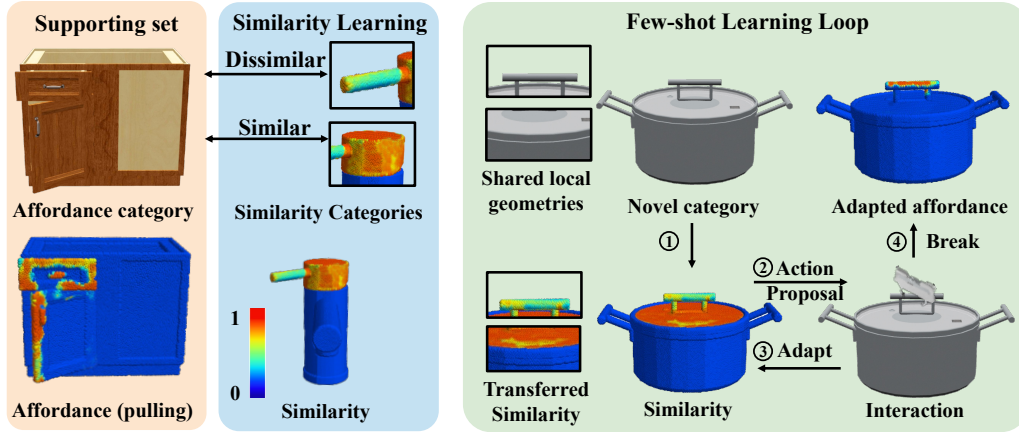


Figure 2: Method overview: We first employ affordance learning on the affordance category to form our supporting set (Left). Then, we estimate the semantic similarity between learned geometries and geometries from the similarity categories (Middle). Finally, leveraging the shared local geometries in novel categories, we conduct few-shot learning with the transferred similarity prediction (Right).

Visual manipulation affordance has been proven by previous works to have fine-grained manipulation information and is able to generalize to unseen objects within the same category [25, 38, 35]. We exploit these valuable properties to build up our supporting set. Following Where2Act [25], we build a module to predict the per-point affordance. Given a specific action R_i on a point p_i of a partial point cloud O_i , the affordance module is required to predict whether the given action will result in a part motion. We train the affordance module on training categories to build up its semantic understanding of geometries in the training categories.

However, previous affordance learning works suffer a dramatic performance drop when tested on novel categories. To enable our framework to smoothly expand the supporting set to include wider object categories, we need a cross-category representation that links similar geometries across categories.

4.2 Cross-category Similarity Learning

We propose to explicitly estimate the similarity between geometries from different categories with the learned geometries in the supporting set. The similarity should act as a set of ‘bridges’ connecting shapes in the supporting set and the geometries from different categories. To be specific, the proposed similarity should be equipped with the following properties. Firstly, the similarity should be conditioned on specific actions (the action type, action direction, and gripper orientation) because even geometrically similar areas can have distinct semantic meanings when the action is different. For example, handles are significant in pulling whereas less important in pushing, and a horizontal handle could not be grasped by a gripper whose pose is also horizontal. Besides, similarity should be based on the current knowledge of affordance, showing high similarity when the learned affordance could directly generalize to a given geometry, which indicates this geometry is semantically similar to the supporting set and vice versa.

To achieve the first property, as shown in the middle of Figure 3, we propose a ‘similarity module’ to predict the semantic similarity. The similarity module is designed to take a partial point cloud of an object $O_i \in \mathbb{R}^{3 \times N}$, a set of action directions and gripper orientations $\{R_i\}$ on each point, and is required to predict per-point similarity $Sim \in \mathbb{R}^N$ based on these inputs. This design enables the similarity to be aware of specific actions and thus has the potential to contain manipulation semantics instead of only relying on the shape geometry.

In order to acquire the second property, the key is to expose our similarity module to categories that are broader than what our affordance module is trained on. As shown in the 3 (Left), we divide the training categories into two parts - the affordance category C_{aff} that only contains one category and the similarity categories C_{sim} that contains three categories (which also contains the affordance category). We train our affordance on C_{aff} and supervise the similarity module using C_{sim} .

During training, the interactions on the affordance category (e.g., cabinets) are used to supervise the affordance module, as shown in the previous section. However, interactions on similarity categories

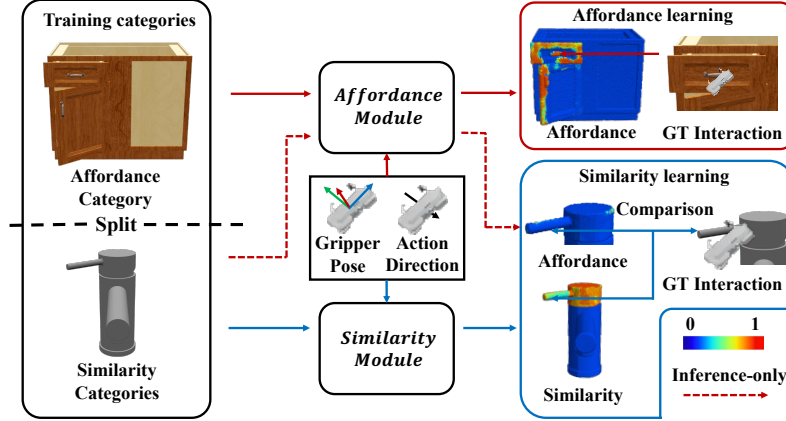


Figure 3: **Cross-category similarity learning.** We use a similarity module to predict the similarity conditioned on specific actions (Middle). While the affordance category is used to train the affordance representation (Top Right), the split similarity categories are used to supervise the learning of the similarity module by comparing the GT interactions with the affordance prediction (Bottom Right).

(e.g., faucets, and windows) are kept from updating the affordance module. Instead, we compare the affordance prediction on objects from similarity categories with the ground-truth interaction results and use the accuracy of affordance prediction during training to supervise the learning of the similarity module, which is:

$$Sim(O_i, p_i, R_i) := Accu(Aff(O_i, p_i, R_i), m_i), O_i \in C_{sim}, \quad (1)$$

where Sim and Aff stand for the similarity and affordance prediction given a specific action. The $Accu$ is computed using the accuracy in predicting the affordance score of an action during training.

As straightforward as this approach may appear, the learned similarity holds valuable properties for cross-category exploration. Since the similarity is trained in a cross-category manner, it forces the network to focus on local geometries shared across different objects, which is beneficial for generalizing to novel categories. Moreover, the learned similarity is based on the current knowledge of affordance, highlighting the areas where the current model is uncertain while saving the unnecessary exploration on geometries that the affordance could directly generalize to. Finally, similarity defined through this approach could reveal the semantic meaning of geometries with regards to manipulating them instead of only relying on the similarity of shapes.

4.3 Few-shot Learning Loop

After the similarity linking the supporting set and different geometries are learned, we perform a few-shot exploration of novel categories (unseen by both modules) with the learned similarity module.

As shown in the right part of figure 2, when faced with a novel category, our framework will first predict the similarity of the objects. Thanks to the property that similarity is conditioned on action directions and gripper orientations, we could sample interactions in diverse directions and poses R_i to indicate which action on what geometry $p_i \in O_i$ contains the most informative semantics. Then, by choosing the action with the lowest similarity prediction, the model performs a short-term manipulation trajectory and observes the result of the interaction as a part motion m_i (the right part of the figure). Finally, both the affordance module and the similarity module will be updated by this interaction (O_i, p_i, R_i, m_i) and be ready for the next prediction on the object to indicate where to explore. This loop will break if the similarity on the instance reaches a bar or the interaction budget is reached.

Through just a few interactions on the instances from an unseen category, our model explores the semantic and geometric significant areas of a novel category and captures the common features shared with already learned categories. Via these few-shot explorations, the knowledge of manipulation affordance on training categories is transferred to novel categories. Thanks to the generalization ability of affordance within one category, our adapted affordance could manipulate unseen objects from this category without additional interactions.

4.4 Network Architecture and Training Strategy

Our network consists of two modules - the affordance module and the similarity module. We use a PointNet++ segmentation network [29] encoder for extracting features from 3D partial point clouds. The encoder will output a per-point feature of 128 dimensions. We let the two modules share the same encoder since we want the similarity module to be based on affordance prediction. We employ Multilayer Perceptrons (MLP) with one hidden layer of size 128 to implement both decoders.

Affordance Loss. To supervise the learning of the affordance network, We deploy a binary cross-entropy loss, which measures the error between the affordance prediction of a given interaction and a binary label indicating whether the action results in a part motion (*i.e.*, m_i reaches the threshold of 0.01).

Similarity Loss. To train the similarity module, we use an \mathcal{L}_1 loss to measure the distance between Similarity prediction and the ground truth accuracy. This accuracy is calculated as the ratio of correct predictions to total prediction attempts for each interaction during training.

We balance the positive and negative interactions during training and sampling the same amount of instances from different object categories equally. We train both modules simultaneously to learn the proposed affordance and similarity until they converge. Please see supplementary for more details.

5 Experiments

To demonstrate the ability of our framework to propose informative interactions for cross-category exploration efficiently. We intentionally train our model with constrained training categories. Then, we perform few-shot learning on a wide variety of categories using only a few instances. Finally, we test our fine-tuned model on unseen instances in novel categories to demonstrate that our model learns the general semantic and geometric information. We set up three baselines for comparisons. We also conduct ablation studies to prove the efficiency of our exploration strategy.

5.1 Data and Settings

Data. Following [25, 35], we use SAPIEN [39] with NVIDIA PhysX as our simulator. We use 942 articulated 3D objects covering 14 categories to show our cross-category exploration ability.

To simulate the challenging cross-category few-shot task in the real world. We divide the categories into **only three training categories** and **11 novel categories**. The shapes in all the categories are further divided into two disjoint sets of training and testing shapes. See supplementary for more details.

Experiment Settings. We conduct experiments under two different manipulation action types (pushing and pulling). We first train the networks on three training categories and then perform few-shot learning on 11 novel categories. Finally, we evaluate the model by testing objects from the novel categories.

For the training stage, to filter out randomness and prove the universal effectiveness of our framework, we conduct experiments using **4 different training category combinations**, which are {cabinet, faucet, window}, {cabinet, switch, refrigerator}, {table, Faucet, refrigerator} and {table, switch, window}. These category combinations are chosen because they could cover representative articulations (revolute and prismatic joints). For baselines, we train the models using all training objects in training categories, whereas we divide the training categories into two parts to train our framework, as mentioned in the method. The first category in each combination is the training category.

For few-shot learning, we perform exploration on objects from the novel categories (*i.e.*, the rest 11 categories). We conduct two experiments. The first experiment is few-shot learning on all novel categories simultaneously, which requires the model to choose the objects and interactions that contain uncertain yet significant semantic properties. We also perform few-shot learning on each novel category separately to match the real-world scenario.

It is worth noticing that we only choose **10 instances from each novel category for few-shot learning** and evaluate the model on unseen objects in the novel categories, which challenges the model’s ability to explore wisely in order to learn the semantic and geometric information that could generalize to unseen objects.

Environment Settings. Following Where2Act and AdaAfford [25, 35], we abstract away the robot arm and only use a Franka Panda flying gripper as the robot actuator. The input partial point cloud is assumed to be cleanly segmented out. To generate the point clouds, we mount an RGB-D camera with known intrinsic parameters 5-unit-length away pointing to the center of the target object.

5.2 Baselines, Ablations, and Metrics

Baselines and Ablations. We compare our framework with several baselines:

- **Where2Act** [25]: an affordance learning framework predicting the visual actionable affordance using a partial point cloud. During few-shot learning, Where2Act will sample interaction on the points with an affordance score closest to 0.5.
- **AdaAfford** [35]: an affordance learning method that explores test-time few-shot adaptation. During few-shot exploration, the interactions are proposed by a curiosity module that is optimized for discovering the dynamic information of a specific object.
- **PointEncoder** [44]: a pre-trained transformer framework that takes point cloud as input and could perform few-shot learning on classification and segmentation tasks. This baseline uses the pre-trained transformer encoder to extract features for few-shot affordance learning.

We select **Where2Act** as a baseline to compare the exploration ability of certainty represented by our similarity with the certainty defined in classification tasks. We use **AdaAfford** to evaluate the ability of instance-level exploration strategy on cross-category few-shot learning. We select **PointEncoder** to compare our framework with a network pre-trained on large-scale datasets.

Besides, we compare to ablated versions of our method to verify our exploration strategy:

- **No-explore (lower bound)**: our affordance model directly evaluated on novel categories without few-shot exploration, which represents the lower bound of few-shot learning.
- **Explore-random**: a variant of our proposed framework that explores novel objects through random interactions.
- **Explore-noSim**: a variant of our proposed framework that uses the same exploration strategy as Where2act instead of using the similarity module.
- **Full-data (upper bound)**: our affordance model trained on all categories with abundant data. We choose this ablation to represent the upper bound of affordance learning.

Evaluation Metrics. Following Where2Act [25] and AdaAfford [35], we use the F-score, balancing the precision and recall, to evaluate the predictions of the visual affordance and use the sample successful rate to evaluate the ability of the learned affordance to propose successful actions. We calculate the sample success rate by randomly selecting one action predicted as successful by the affordance module, performing the interaction, and observing the result. The final rate is reported as the percentage of successful interactions in the simulation. For both the F-score and sample success rate, we use the average score of the four different training category combinations.

5.3 Quantitative Results and Analysis

Method	F-score		Sample successful rate	
	Pushing	Pulling	Pushing	Pulling
Where2Act	25.6 / 28.0 / 30.4	6.4 / 7.5 / 8.5	15.7 / 17.0 / 19.9	3.9 / 4.3 / 6.2
AdaAfford	27.5 / 29.7 / 32.0	3.7 / 4.0 / 4.4	27.2 / 31.3 / 37.1	9.1 / 9.4 / 11.1
PointEncoder	19.4 / 19.4 / 29.9	2.9 / 4.6 / 5.9	11.6 / 10.9 / 29.9	1.8 / 3.1 / 9.2
Ours	35.4 / 38.5 / 41.6	12.1 / 12.5 / 24.2	31.3 / 37.3 / 39.5	11.5 / 13.4 / 14.9

Table 1: Few-shot learning on novel categories using different interaction budget (1, 2, 5).

Table 1 shows the results of few-shot learning on novel categories using different interaction budgets. Our method outperforms others in all metrics, particularly in ‘pulling’ actions. The pulling action is more demanding in selecting informative geometries to interact with (*e.g.*, drawer handles, kettle lids). Specifically, compared to **Where2Act**, our framework could more efficiently explore novel categories, proving that the cross-category similarity is a better representation of certainty on novel geometries than certainty defined in classification tasks. Compared to the **AdaAfford**, our results suggest that instance-level exploration strategies which focus on dynamic information for a single object fail to generalize well across categories. **Notably**, AdaAfford requires test-time interaction for affordance prediction, making the comparison unfair since our model predicts affordance from only visual observation. Compared with **PointEncoder**, we show that our framework better understands the semantic information for manipulation than a pre-trained encoder, even if it is trained on a large-scale dataset and achieves generalization ability on several tasks.

Methods	Pushing unseen instances in novel categories							Pulling unseen instances in novel categories						
Where2Act	22.1	10.5	42.8	43.4	31.2	47.4	51.7	8.9	6.0	13.1	12.1	2.5	5.4	8.3
AdaAfford	24.4	7.5	50.1	48.8	25.5	44.3	52.2	9.2	4.3	14.0	11.3	2.7	7.8	9.2
PointEncoder	20.4	14.2	29.3	24.1	22.7	26.8	29.8	3.9	9.6	7.7	7.8	4.7	8.9	9.0
Ours	36.5	15.6	60.5	48.5	39.7	61.5	66.0	26.6	15.8	28.8	19.1	8.7	16.4	13.8
F-score (%)														
Where2Act	14.1	5.9	42.4	35.7	22.2	34.8	39.4	7.4	5.3	18.2	18.2	1.5	3.0	4.5
AdaAfford	14.4	7.5	47.1	47.4	24.2	40.4	43.2	7.7	7.5	25.0	11.3	1.3	3.1	5.4
PointEncoder	13.1	3.4	18.7	17.3	12.4	17.5	21.0	3.0	3.9	4.3	7.8	0.6	4.3	3.6
Ours	29.5	9.6	54.5	41.9	32.8	49.2	54.7	17.1	16.0	35.5	21.4	15.1	11.3	15.4
Sample successful rate (%)														

Table 2: Evaluation of few-shot learning on different categories separately (5 interaction budget)

Method	F-score			Sample successful rate	
	Pushing	Pulling		Pushing	Pulling
No-explore	20.6	3.9		12.1	3.2
Explore-random	24.9 / 28.8 / 29.0	4.0 / 6.1 / 9.2		15.0 / 18.4 / 21.6	3.4 / 5.2 / 5.1
Explore-noSim	24.8 / 25.2 / 30.2	6.8 / 6.7 / 8.4		15.0 / 19.2 / 25.5	5.4 / 6.2 / 5.3
Ours	35.4 / 38.5 / 41.6	12.1 / 12.5 / 24.2		31.3 / 37.3 / 39.5	11.5 / 13.4 / 14.9
Full-data	47.9	27.1		40.3	13.9

Table 3: Ablations on the exploration strategy using different interaction budget (1, 2, 5).

We also conduct few-shot affordance learning on representative categories separately to match the real-world scenario. Table 2 presents the quantitative comparisons against the baselines showing that our method achieves the best performance in most entries (especially in pulling tasks).

In Table 3, we compare our full method against several variants of our framework. Compared with **No-explore**, we observe that the proposed similarity could smoothly guide the cross-category generalization of affordance. Compared with other exploration strategies **Explore-random** and **Explore-noSim** that fail to discover important local areas, our strategy is dramatically more effective and efficient. Our framework also achieves comparable performance compared with **Full-data**, which is trained on all categories with abundant data. Considering that our framework only uses 0.3% of the original data, it further proves the efficiency of our exploration strategy.

5.4 Qualitative Results and Analysis

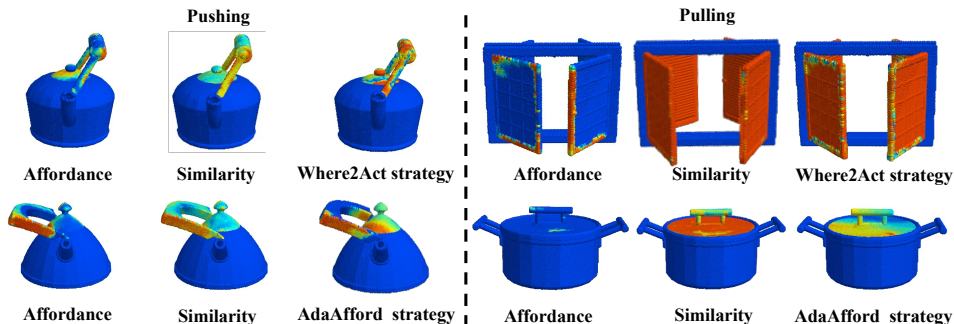


Figure 4: Visualization of different exploration strategies on novel objects. The action directions are set to the normal direction of each point in this visualization.

Figure 4 compares the visualization of our proposed similarity with exploration strategies of Where2Act [25] and AdaAfford [35] on novel categories. Compared with **Where2Act**, our proposed similarity is more geometric-aware, successfully discovering uncertain geometries (*e.g.*, whether the handle joint is at its limit) to interact with and familiar shapes (*e.g.*, windows) to save exploration budget. Compared with **AdaAfford**, which fails to generalize to novel categories, our framework could still propose reasonable exploration strategies on novel categories leveraging local similarity.

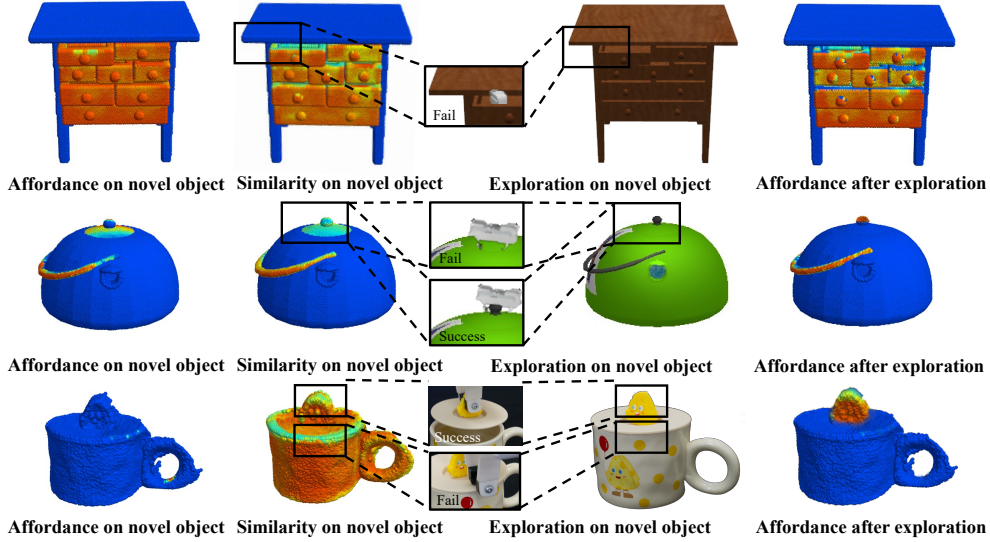


Figure 5: Pushing (top) and pulling (middle and bottom) affordance and similarity prediction on novel object categories. Although Affordance fails to directly generalize to novel categories (Left) via interacting on low-similarity areas (Middle), our framework could learn the semantic information on them (Right). In this visualization, for objects in the simulator, the action directions are set to the normal direction of each point. For objects from the real world, the direction is the vertically up direction.




Figure 6: Real-world experiment set up (Left), similarity-guided exploration (Middle), and manipulation after exploration (Right). The pulling direction is vertical in this visualization.

Figure 5 shows the visualization of our proposed affordance and similarity on novel categories. While affordance fails to directly generalize to novel objects (Left), the similarity module can still discover areas that contain uncertain yet important semantic information to interact with (Middle). With a few similarity-guided interactions on the novel category, the affordance could capture the geometric information of novel objects. **Note that** although we choose the same novel object for visualization, the adapted manipulation affordance could directly generalize to other unseen objects in this category.

Figure 6 shows the qualitative results in the real world. We require our model, which is only trained on cabinets, windows, and faucets, to perform a few-shot exploration on four mugs and manipulate another mug after the exploration. We use pulling as our action primitive since it’s more challenging. All objects are fixed to the tabletop to ensure the observed motion is a part motion instead of an entire movement. Please refer to the supplementary for more details.

6 Conclusion

We investigate the critical yet challenging task of cross-category few-shot affordance learning. The proposed ‘Where2Explore’ framework leverages the similarities in geometries across different categories to guide exploratory interactions on uncertain yet significant areas during few-shot learning. This study of cross-category few-shot exploration is beneficial to the real-world application of robots by empowering them to understand and manipulate novel categories through minimal interactions.

Ethics Statement. Our work can empower future robots with the ability to explore and understand unseen objects. We do not see our work has any particular major harm or issue.

7 Acknowledgment

This work was supported by National Natural Science Foundation of China - General Program (62376006) and The National Youth Talent Support Program (8200800081).

References

- [1] Chen Bao, Helin Xu, Yuzhe Qin, and Xiaolong Wang. Dexart: Benchmarking generalizable dexterous manipulation with articulated objects. *arXiv preprint arXiv:2305.05706*, 2023.
- [2] Felix Burget, Armin Hornung, and Maren Bennewitz. Whole-body motion planning for manipulation of articulated objects. In *2013 IEEE International Conference on Robotics and Automation*, pages 1656–1662. IEEE, 2013.
- [3] Sachin Chitta, Benjamin Cohen, and Maxim Likhachev. Planning for autonomous door opening with a mobile manipulator. In *2010 IEEE International Conference on Robotics and Automation*, pages 1799–1806. IEEE, 2010.
- [4] Leiyao Cui, Xiaoxue Chen, Hao Zhao, Guyue Zhou, and Yixin Zhu. Strap: Structured object affordance segmentation with point supervision. *arXiv preprint arXiv:2304.08492*, 2023.
- [5] Shengheng Deng, Xun Xu, Chaozheng Wu, Ke Chen, and Kui Jia. 3d affordancenet: A benchmark for visual object affordance understanding. In *proceedings of the IEEE/CVF conference on computer vision and pattern recognition*, pages 1778–1787, 2021.
- [6] Ben Eisner, Harry Zhang, and David Held. Flowbot3d: Learning 3d articulation flow to manipulate articulated objects. *arXiv preprint arXiv:2205.04382*, 2022.
- [7] Samir Yitzhak Gadre, Kiana Ehsani, and Shuran Song. Act the part: Learning interaction strategies for articulated object part discovery. In *Proceedings of the IEEE/CVF International Conference on Computer Vision*, pages 15752–15761, 2021.
- [8] Haoran Geng, Helin Xu, Chengyang Zhao, Chao Xu, Li Yi, Siyuan Huang, and He Wang. Gapartnet: Cross-category domain-generalizable object perception and manipulation via generalizable and actionable parts. *arXiv preprint arXiv:2211.05272*, 2022.
- [9] Yiran Geng, Boshi An, Haoran Geng, Yuanpei Chen, Yaodong Yang, and Hao Dong. End-to-end affordance learning for robotic manipulation. *arXiv preprint arXiv:2209.12941*, 2022.
- [10] James J Gibson. The theory of affordances. *Hilldale, USA*, 1(2):67–82, 1977.
- [11] Nick Heppert, Muhammad Zubair Irshad, Sergey Zakharov, Katherine Liu, Rares Andrei Ambrus, Jeannette Bohg, Abhinav Valada, and Thomas Kollar. Carto: Category and joint agnostic reconstruction of articulated objects. *Proc. IEEE Conf. Comput. Vis. Pattern Recog.*, 2023.
- [12] Nick Heppert, Toki Migimatsu, Brent Yi, Claire Chen, and Jeannette Bohg. Category-independent articulated object tracking with factor graphs. In *IEEE/RSJ International Conference on Intelligent Robots and Systems, IROS 2022, Kyoto, Japan, October 23-27, 2022*, pages 3800–3807. IEEE, 2022.
- [13] Cheng-Chun Hsu, Zhenyu Jiang, and Yuke Zhu. Ditto in the house: Building articulation models of indoor scenes through interactive perception. In *IEEE International Conference on Robotics and Automation (ICRA)*, 2023.
- [14] Hanxiao Jiang, Yongsan Mao, Manolis Savva, and Angel X Chang. OPD: Single-view 3D openable part detection. In *ECCV*, 2022.
- [15] Zhenyu Jiang, Cheng-Chun Hsu, and Yuke Zhu. Ditto: Building digital twins of articulated objects from interaction. In *Conference on Computer Vision and Pattern Recognition (CVPR)*, 2022.
- [16] Zhenyu Jiang, Yifeng Zhu, Maxwell Svetlik, Kuan Fang, and Yuke Zhu. Synergies between affordance and geometry: 6-dof grasp detection via implicit representations. *arXiv preprint arXiv:2104.01542*, 2021.
- [17] Dov Katz, Moslem Kazemi, J Andrew Bagnell, and Anthony Stentz. Interactive segmentation, tracking, and kinematic modeling of unknown 3d articulated objects. In *2013 IEEE International Conference on Robotics and Automation*, pages 5003–5010. IEEE, 2013.
- [18] Diederik P Kingma and Jimmy Ba. Adam: A method for stochastic optimization. *The 3rd International Conference for Learning Representations*, 2015.

- [19] Hedvig Kjellström, Javier Romero, and Danica Kragić. Visual object-action recognition: Inferring object affordances from human demonstration. *Computer Vision and Image Understanding*, 115(1):81–90, 2011.
- [20] Xiaolong Li, He Wang, Li Yi, Leonidas J Guibas, A Lynn Abbott, and Shuran Song. Category-level articulated object pose estimation. In *Proceedings of the IEEE/CVF Conference on Computer Vision and Pattern Recognition*, pages 3706–3715, 2020.
- [21] Qihao Liu, Weichao Qiu, Weiyao Wang, Gregory D Hager, and Alan L Yuille. Nothing but geometric constraints: A model-free method for articulated object pose estimation. *arXiv preprint arXiv:2012.00088*, 2020.
- [22] Xueyi Liu, Ji Zhang, Ruizhen Hu, Haibin Huang, He Wang, and Li Yi. Self-supervised category-level articulated object pose estimation with part-level se (3) equivariance. *arXiv preprint arXiv:2302.14268*, 2023.
- [23] Priyanka Mandikal and Kristen Grauman. Learning dexterous grasping with object-centric visual affordances. In *2021 IEEE international conference on robotics and automation (ICRA)*, pages 6169–6176. IEEE, 2021.
- [24] Mayank Mittal, David Hoeller, Farbod Farshidian, Marco Hutter, and Animesh Garg. Articulated object interaction in unknown scenes with whole-body mobile manipulation. In *2022 IEEE/RSJ International Conference on Intelligent Robots and Systems (IROS)*, pages 1647–1654. IEEE, 2022.
- [25] Kaichun Mo, Leonidas J Guibas, Mustafa Mukadam, Abhinav Gupta, and Shubham Tulsiani. Where2act: From pixels to actions for articulated 3d objects. In *Proceedings of the IEEE/CVF International Conference on Computer Vision*, pages 6813–6823, 2021.
- [26] Kaichun Mo, Shilin Zhu, Angel X. Chang, Li Yi, Subarna Tripathi, Leonidas J. Guibas, and Hao Su. PartNet: A large-scale benchmark for fine-grained and hierarchical part-level 3D object understanding. In *The IEEE Conference on Computer Vision and Pattern Recognition (CVPR)*, June 2019.
- [27] Jiteng Mu, Weichao Qiu, Adam Kortylewski, Alan Yuille, Nuno Vasconcelos, and Xiaolong Wang. A-sdf: Learning disentangled signed distance functions for articulated shape representation. In *Proceedings of the IEEE/CVF International Conference on Computer Vision*, pages 13001–13011, 2021.
- [28] Neil Nie, Samir Yitzhak Gadre, Kiana Ehsani, and Shuran Song. Structure from action: Learning interactions for articulated object 3d structure discovery. *arxiv*, 2022.
- [29] Charles Ruizhongtai Qi, Li Yi, Hao Su, and Leonidas J Guibas. Pointnet++: Deep hierarchical feature learning on point sets in a metric space. *Advances in neural information processing systems*, 30, 2017.
- [30] Giulio Schiavi, Paula Wulkop, Giuseppe Rizzi, Lionel Ott, Roland Siegwart, and Jen Jen Chung. Learning agent-aware affordances for closed-loop interaction with articulated objects. *arXiv preprint arXiv:2209.05802*, 2022.
- [31] Andreas J Schmid, Nicolas Gorges, Dirk Goger, and Heinz Worn. Opening a door with a humanoid robot using multi-sensory tactile feedback. In *2008 IEEE International Conference on Robotics and Automation*, pages 285–291. IEEE, 2008.
- [32] Jürgen Sturm, Cyrill Stachniss, and Wolfram Burgard. A probabilistic framework for learning kinematic models of articulated objects. *Journal of Artificial Intelligence Research*, 41:477–526, 2011.
- [33] Ruiqi Wang, Akshay Gadi Patil, Fenggen Yu, and Hao Zhang. Coarse-to-fine active segmentation of interactable parts in real scene images. *arXiv preprint arXiv:2303.11530*, 2023.
- [34] Xiaogang Wang, Bin Zhou, Yahao Shi, Xiaowu Chen, Qinpeng Zhao, and Kai Xu. Shape2motion: Joint analysis of motion parts and attributes from 3d shapes. In *Proceedings of the IEEE/CVF Conference on Computer Vision and Pattern Recognition*, pages 8876–8884, 2019.
- [35] Yian Wang, Ruihai Wu, Kaichun Mo, Jiaqi Ke, Qingnan Fan, Leonidas J Guibas, and Hao Dong. Adaafford: Learning to adapt manipulation affordance for 3d articulated objects via few-shot interactions. In *Computer Vision–ECCV 2022: 17th European Conference, Tel Aviv, Israel, October 23–27, 2022, Proceedings, Part XXIX*, pages 90–107. Springer, 2022.
- [36] Yijia Weng, He Wang, Qiang Zhou, Yuzhe Qin, Yueqi Duan, Qingnan Fan, Baoquan Chen, Hao Su, and Leonidas J Guibas. Captra: Category-level pose tracking for rigid and articulated objects

- from point clouds. In *Proceedings of the IEEE/CVF International Conference on Computer Vision*, pages 13209–13218, 2021.
- [37] Ruihai Wu, Chuanruo Ning, and Hao Dong. Learning foresightful dense visual affordance for deformable object manipulation. In *IEEE International Conference on Computer Vision (ICCV)*, 2023.
- [38] Ruihai Wu, Yan Zhao, Kaichun Mo, Zizheng Guo, Yian Wang, Tianhao Wu, Qingnan Fan, Xuelin Chen, Leonidas Guibas, and Hao Dong. Vat-mart: Learning visual action trajectory proposals for manipulating 3d articulated objects. *arXiv preprint arXiv:2106.14440*, 2021.
- [39] Fanbo Xiang, Yuzhe Qin, Kaichun Mo, Yikuan Xia, Hao Zhu, Fangchen Liu, Minghua Liu, Hanxiao Jiang, Yifu Yuan, He Wang, et al. Sapien: A simulated part-based interactive environment. In *Proceedings of the IEEE/CVF Conference on Computer Vision and Pattern Recognition*, pages 11097–11107, 2020.
- [40] Chao Xu, Yixin Chen, He Wang, Song-Chun Zhu, Yixin Zhu, and Siyuan Huang. Partafford: Part-level affordance discovery from 3d objects. *arXiv preprint arXiv:2202.13519*, 2022.
- [41] Zhenjia Xu, Zhanpeng He, and Shuran Song. Universal manipulation policy network for articulated objects. *IEEE Robotics and Automation Letters*, 7(2):2447–2454, 2022.
- [42] Yuhang Yang, Wei Zhai, Hongchen Luo, Yang Cao, Jiebo Luo, and Zheng-Jun Zha. Grounding 3d object affordance from 2d interactions in images. *arXiv preprint arXiv:2303.10437*, 2023.
- [43] Li Yi, Haibin Huang, Difan Liu, Evangelos Kalogerakis, Hao Su, and Leonidas Guibas. Deep part induction from articulated object pairs. *arXiv preprint arXiv:1809.07417*, 2018.
- [44] Xumin Yu, Lulu Tang, Yongming Rao, Tiejun Huang, Jie Zhou, and Jiwen Lu. Point-bert: Pre-training 3d point cloud transformers with masked point modeling. In *Proceedings of the IEEE/CVF Conference on Computer Vision and Pattern Recognition*, pages 19313–19322, 2022.
- [45] Vicky Zeng, Tabitha Edith Lee, Jacky Liang, and Oliver Kroemer. Visual identification of articulated object parts. In *2021 IEEE/RSJ International Conference on Intelligent Robots and Systems (IROS)*, pages 2443–2450. IEEE, 2021.
- [46] Yan Zhao, Ruihai Wu, Zhehuan Chen, Yourong Zhang, Qingnan Fan, Kaichun Mo, and Hao Dong. Dualafford: Learning collaborative visual affordance for dual-gripper object manipulation. *arXiv preprint arXiv:2207.01971*, 2022.

Appendix

A Error Control

To avoid randomness and prove the universal effectiveness of our framework in different scenarios, we conduct 4 experiments with different category combinations in training, and use the average scores as the results reported in the main paper.

The 4 combinations are {cabinet, faucet, window}, {cabinet, switch, refrigerator}, {table, Faucet, refrigerator} and {table, switch, window}. We choose these category combinations as they can cover 3 representative articulation types (revolute, prismatic, and sliding joints). Table 4 shows detailed scores of each combination. **Note that AdaAfford requires additional test-time interactions with target unseen objects**, while other methods only use visual observations of those objects as inputs.

Method	F-score		Sample successful rate	
	Pushing	Pulling	Pushing	Pulling
Where2Act	21.8 / 24.1 / 26.4	6.2 / 8.5 / 9.9	12.7 / 14.6 / 16.9	3.2 / 3.6 / 6.6
AdaAfford	26.8 / 29.4 / 30.2	3.7 / 3.9 / 5.0	29.7 / 31.6 / 36.8	8.8 / 8.5 / 9.5
Ours	36.8 / 41.1 / 46.0	13.1 / 13.3 / 22.8	28.4 / 33.7 / 38.7	10.9 / 11.9 / 12.6
Combination one				
Where2Act	24.1 / 28.3 / 31.1	10.9 / 11.7 / 11.3	14.2 / 16.5 / 19.8	6.7 / 6.6 / 8.7
AdaAfford	27.6 / 30.3 / 32.0	5.4 / 5.9 / 6.0	25.1 / 33.6 / 35.2	8.7 / 9.3 / 11.3
Ours	37.4 / 40.0 / 40.2	13.0 / 14.3 / 28.9	33.3 / 39.8 / 40.3	11.8 / 10.9 / 15.8
Combination two				
Where2Act	24.4 / 26.4 / 27.6	5.3 / 6.4 / 8.7	12.6 / 14.7 / 17.6	4.2 / 5.0 / 5.6
AdaAfford	25.0 / 28.9 / 31.4	3.1 / 3.1 / 3.5	25.3 / 26.9 / 38.5	8.9 / 8.4 / 13.3
Ours	32.1 / 35.7 / 40.7	11.4 / 11.5 / 18.9	33.7 / 37.7 / 41.5	9.8 / 10.7 / 17.0
Combination three				
Where2Act	32.1 / 33.2 / 36.5	3.2 / 3.4 / 4.1	23.3 / 22.2 / 25.3	1.5 / 2.0 / 3.9
AdaAfford	30.6 / 32.1 / 33.4	2.6 / 3.1 / 3.1	28.7 / 33.1 / 37.7	9.8 / 11.4 / 10.3
Ours	35.8 / 37.2 / 39.5	10.9 / 10.9 / 16.2	29.8 / 37.9 / 37.5	13.5 / 11.6 / 14.2
Combination four				

Table 4: Few-shot learning on novel categories using different interaction budget (1, 2, 5).

B More Experimental Results and Analysis

We visualize more similarity-guided exploration in Figure 7. We can see the proposed framework could explore and eliminate uncertainty in special local areas, such as the pot lid that causes collision (middle) and the handle that is too large for grasping (bottom).

C Real-world Demonstration Details

We use a Franka Emika Panda Robot Arm to perform exploration, and an Azure Kinect DK depth camera to obtain partial point clouds. To ensure the observed motion is the part’s motion instead of the entire object’s motion, we require the applied force of the robot arm to be smaller than the gravity. We use pulling as our action primitive since it’s more challenging and interesting than pushing. As shown in Figure 8, the five mugs are placed together in the workspace. We segment out the partial point cloud of each mug and use four of them as the input for exploration. After the few-shot learning (similarity prediction reaches a bar), we conduct manipulation on the left mug.

We have recorded the whole process of the above-described exploration via similarity, affordance adaptation and the final manipulation, please see the **introduction video** on our project page.

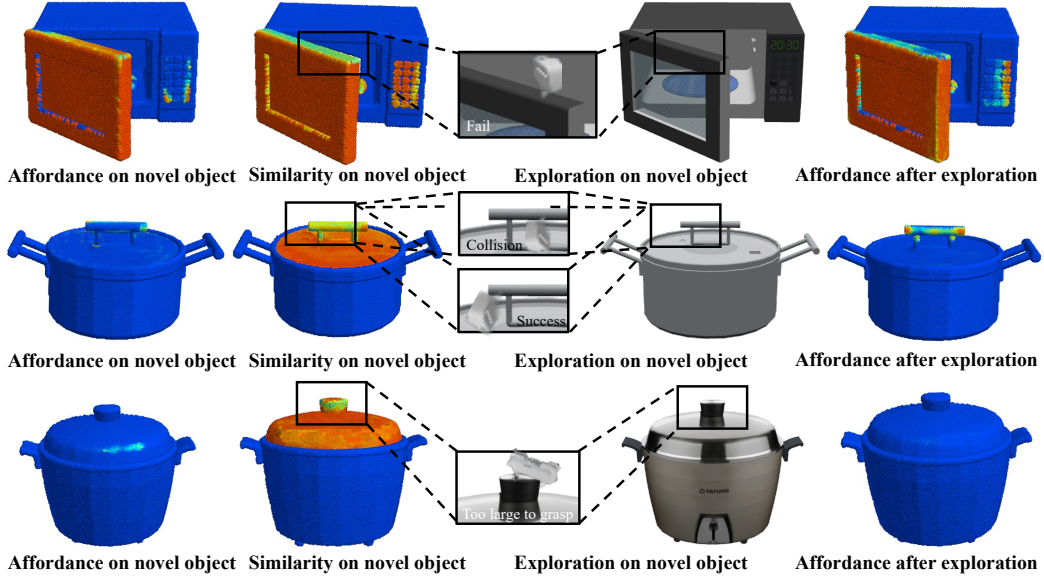


Figure 7: Visualization of pushing (top and middle rows) and pulling (bottom row) affordance with similarity prediction on novel object categories. The action directions are set to be the normal directions of each point in this visualization.




Figure 8: **Real-world Demonstration.** Our framework explores on four mugs under the guidance of similarity module, and then manipulates another unseen mug.

D Data Details

Following Where2Act [25] and AdaAfford [35], we use 959 articulated 3D objects covering 14 categories for training, few-shot learning, and testing, from the large-scale PartNet-Mobility dataset [39, 26]. The number of objects in different categories is shown in Table 5. We balance the interactions on each category by sampling more actions on categories that contains fewer objects. For example, the number of interactions on each faucet is the four times of that of cabinet.

We use approximately 81,000 interactions (on three categories) for training set, 550 interactions (on 11 categories) for few-shot set, and 77,000 interactions (on 11 categories) for testing set.

E More Training Details

E.1 Hyper-parameters

We set batch size to be 32, and use Adam Optimizer [18] with 0.001 as the initial learning rate.















Cabinet	Faucet	Table	Window	Refrigerator	Switch	Kettle
						
345	84	101	58	44	70	29
Bucket	Trashcan	Microwave	Door	KitchenPot	WashingMachine	Box
						
36	70	16	36	25	17	28

Table 5: **Data Statistics.** Number of objects from different categories.

E.2 Computing Resources

We use PyTorch as our Deep Learning framework, and NVIDIA Tesla V100 (24GB GPU) for training and inference. Our model uses approximately 8GB memory during training.

It takes about 48 hours for training on 3 categories and 30 minutes for few-shot learning on 11 novel categories. During few-shot learning, most time is spent on collecting robot-object interactions.

E.3 Details of Few-shot learning

In each epoch of few-shot learning, the model is provided with partial point clouds of novel objects. The similarity module will propose interactions on selected objects, states and areas. The collected interactions will adapt the affordance module and the similarity module. The exploration will stop if the average score of similarity prediction exceeds a bar (0.9) or the interaction budget is reached.

When performing few-shot learning on a single category (a budget of 50 interactions in total), to avoid over-fitting to explored objects, a small portion of interactions on training categories (1% of the training data already seen by the model) are also added to the dataset during few-shot learning.