

CRIL: A Concurrent Reversible Intermediate Language

Shunya Oguchi

Shoji Yuen

Graduate School of Informatics, Nagoya University
Furo-cho, Chikusa-ku, Nagoya 464-8601, Japan
{oguchi321,yuen}@sqlab.jp

We present a reversible intermediate language with concurrency for translating a high-level concurrent programming language to another lower-level concurrent programming language, keeping reversibility. Intermediate languages are commonly used in compiling a source program to an object code program closer to the machine code, where an intermediate language enables behavioral analysis and optimization to be decomposed in steps. We propose CRIL (Concurrent Reversible Intermediate Language) as an extension of RIL used by Mogensen for a functional reversible language, incorporating a multi-thread process invocation and the synchronization primitives based on the P-V operations. We show that the operational semantics of CRIL enjoy the properties of reversibility, including the causal safety and causal liveness proposed by Lanese et al., checking the axiomatic properties. The operational semantics is defined by composing the bidirectional control flow with the dependency information on updating the memory, called *annotation DAG*. We show a simple example of ‘airline ticketing’ to illustrate how CRIL preserves the causality for reversibility in imperative programs with concurrency.

1 Introduction

Reversible programming languages have been proposed to describe reversible computation where the control flows both forward and backward [24, 4, 23, 6]. They directly describe reversible computation and develop new aspects of software development since reversibility holds all information at any point of execution. In forward-only execution, the computation can overwrite the part of its intermediate history unless it is used in the following computation for efficiency. In analyzing the behavior, such as debugging, it is common to replay the execution to the point in focus to recreate the lost part of history. For a concurrent program, replaying the execution is usually difficult since updating shared resources among multiple control threads depends on the runtime environment.

Intermediate languages mediate the translation from the source language to a low-level machine language for execution. Step-by-step translation via intermediate languages is a common technique for optimization in compilers. The intermediate language in LLVM [14] is often used as a behavioral model for program analysis.

Mogensen uses RIL [16] as an intermediate language with reversibility for a functional reversible language in the memory usage analysis. RSSA [17] based on RIL is used for compiling and optimizing Janus programs [9, 3]. Reversibility with concurrency has been studied in process calculi [2, 20, 11, 10], in event structures [18, 19, 21, 15] and recently in programming languages such as Erlang [12] and a simple imperative programming language [6, 8].

We propose a reversible intermediate language CRIL by extending RIL. CRIL extends RIL by allowing multiple blocks to run concurrently and the synchronization primitive based on the P-V operations. In CRIL, concurrent blocks interact with each other via shared variables. To establish the reversibility for concurrent programs, the causality among shared variables has to be preserved. Unlike sequential

reversible programs, even if one step of a program is reversible, the whole program is not reversible in general since shared variables may not be reversed correctly.

To make a program of CRIL reversible, we give the operational semantics as the labeled transition system, $LTSI_{CRIL}$, as the composition of the operational semantics with one-step reversibility and a data structure called ‘annotation DAG’. An annotation DAG accumulates the causality of updating memory in a forward execution and rolls back the causality to control the reversed flow in the backward execution. We show that $LTSI_{CRIL}$ has the basic properties for reversibility proposed in [13]. Using the approach of [13], it is shown that $LTSI_{CRIL}$ enjoys the *Causal Safety* and the *Causal Liveness*, which are important in analyzing CRIL programs compositionally.

By translating a high-level programming language to CRIL, $LTSI_{CRIL}$ works as a virtual machine, and its behavior is guaranteed to be reversible. CRIL enables fine-grained behavioral analysis such as optimization and reversible debugging. In section 4, we present a simple example of airline ticketing given in [5] to enable reversible debugging.

The paper is organized as follows. Section 2 presents the syntax of CRIL and the operational semantics for control flow. Section 3 introduces annotation DAG as a data structure to store the causality of updating memory. We define $LTSI_{CRIL}$ as the operational semantics for CRIL and show the reversibility of $LTSI_{CRIL}$, which is followed by the airline ticketing example in section 4. Section 5 presents concluding remarks.

2 CRIL

The syntax of CRIL is defined in figure 1. Following RIL [16], a CRIL program consists of an unordered set of basic blocks. Given a set of labels \mathcal{L} , a block has an entry point followed by a block body and an exit point with labels. A block body is either a basic instruction or a call statement.

2.1 Basic block

We assume all references to variables have a global scope and there exists a heap memory M indexed by integers, where $M[x]$ denotes the x -th element in M . An expression e is either an arithmetic expression or a boolean expression with the usual operators $+$, $-$, \wedge , $==$, $!=$, $<$, $<=$, $>$, $>=$, $\&\&$, $||$, $!$ of the C language, where \wedge is the bitwise exclusive OR operation. The boolean operators and logical connectives treat 0 as false and any non-0 value as true. An expression can contain integer constants, which are denoted by k .

Pg	$::=$	b^*
b	$::=$	$instb \mid callb$
$instb$	$::=$	$entry \ inst \ exit$
$entry$	$::=$	$l <- \mid l; l <- e \mid \text{begin } l$
$exit$	$::=$	$-> l \mid e -> l; l \mid \text{end } l$
$inst$	$::=$	$left \oplus = e \mid left <-> left$ $\mid \forall x \mid P \ x \mid \text{assert } e \mid \text{skip}$
$callb$	$::=$	$l <- \text{call } l(, l)^* -> l$
e	$::=$	$right \odot right \mid !right$
$left$	$::=$	$x \mid M[x]$
$right$	$::=$	$k \mid left$
\oplus	$::=$	$+$ $ $ $-$ $ $ \wedge
\odot	$::=$	$\oplus \mid == \mid != \mid < \mid <= \mid >$ $\mid >= \mid \&\& \mid $

Figure 1: The syntax of CRIL

Entry/exit point An entry/exit point of a basic block is the following forms:

Entry point	Exit point
(1) $l <-$	(1') $-> l$
(2) $l_1; l_2 <- e$	(2') $e -> l_1; l_2$
(3) $\text{begin } l$	(3') $\text{end } l$

where $l, l_1, l_2 \in \mathcal{L}$. We write $\text{entry}(b)$ for the entry point of a basic block b , and $\text{exit}(b)$ for the exit point of a basic block b .

The informal meaning of each item is explained as follows:

- (1) and (1'): $l \leftarrow$ receives the control at l unconditionally in a forward execution. In a backward execution, it sends the control to the block that receives the control at l . $\rightarrow l$ dually works in the reversed way of $l \leftarrow$.
- (2) and (2'): $l_1; l_2 \leftarrow e$ receives the control at l_1 when e is evaluated to a non-0 value and at l_2 otherwise in a forward execution. In a backward execution, it returns the control to the block that receives the control at l_1 when e is evaluated to non-0 and at l_2 otherwise. $e \rightarrow l_1; l_2$ dually works in the reversed way of $l_1; l_2 \leftarrow e$.
- (3) and (3'): $\text{begin } l$ receives the control from the call statement labeled by l in a forward execution. In a backward execution, it returns the control to the statement labeled by l . $\text{end } l$ dually works in the reversed way of $\text{end } l$.

A basic block is either an instruction block or a call statement.

Instruction block Basic instruction is in the forms:

- (1) $\text{left} \oplus = e$ (3) $\forall x$ (5) $\text{assert } e$
- (2) $\text{left}_1 \leftrightarrow \text{left}_2$ (4) $\text{P } x$ (6) skip

We write $\text{inst}(b)$ for the basic instruction in b . The informal semantics is explained as follows:

- (1): $\text{left} \oplus = e$ is an *update* statement where left is a left-value, and $\oplus \in \{+, -, \wedge\}$. left is relatively updated by e in that $+=$, $-=$, and $\wedge=$ with the same semantics as in the C language. If $\text{left} = x$, x must not appear in e . If $\text{left} = \text{M}[x]$, heap references must not appear in e .
- (2): $\text{left}_1 \leftrightarrow \text{left}_2$ is an *exchange* where left_1 and left_2 are left-values. It swaps the values specified by left_1 and left_2 . The same variable must not appear on both sides of \leftrightarrow .
- (3) and (4): $\forall x$ and $\text{P } x$ are the P and V operations for synchronization, which correspond to those commonly used in operating systems. We assume variables in P and V instruction only appear as the parameters of P and V. In a forward execution, $\forall x$ is defined when x is 0 and terminates when x is 1 and $\text{P } x$ is defined when x is 1 and terminates when x is 0. In a backward execution, $\forall x$ and $\text{P } x$ work as $\text{P } x$ and $\forall x$ of the forward execution respectively.
- (5): $\text{assert } e$ aborts the execution if e evaluates to 0, and does nothing otherwise.
- (6): skip does nothing in either direction.

We call $\mathcal{R} = \text{Vars} \cup \{\text{M}\}$ *memory resources*. Let $\text{Var}(E)$ be the set of memory resource references appearing in E , where E is one of *entry*, *exit*, or *inst* in the grammar of figure 1. For example, $\text{Var}(z = \text{M}[x] + y) = \{\text{M}, x, y, z\}$. $\text{read}(b)$ is the memory resources that b uses, and $\text{write}(b)$ is the memory resources that b updates.

$$\text{read}(b) = \text{Var}(\text{entry}(b)) \cup \text{Var}(\text{inst}(b)) \cup \text{Var}(\text{exit}(b))$$

$$\text{write}(b) = \begin{cases} \{x\} & \text{If } \text{inst}(b) = x \oplus = e \\ \{\text{M}\} & \text{If } \text{inst}(b) = \text{M}[x] \oplus = e \\ \{x, y\} & \text{If } \text{inst}(b) = x \leftrightarrow y \\ \{x, \text{M}\} & \text{If } \text{inst}(b) \in \{x \leftrightarrow \text{M}[y], \text{M}[y] \leftrightarrow x\} \\ \{\text{M}\} & \text{If } \text{inst}(b) = \text{M}[x] \leftrightarrow \text{M}[y] \\ \{x\} & \text{If } \text{inst}(b) \in \{\text{P } x, \forall x\} \\ \emptyset & \text{Otherwise.} \end{cases}$$

Call statement A *call statement* is a basic block in the following form:

$$l \leftarrow \text{call } l_1, \dots, l_n \rightarrow l' \ (n \geq 1)$$

When $n = 1$, it behaves as a subroutine call in RIL. If $n \geq 2$, the controls are simultaneously sent to all basic blocks with $\text{begin } l_i$ in the forward execution, and to all basic blocks with $\text{end } l_i$ in the backward execution. In a forward execution, $\text{call } l_1, \dots, l_n$ terminates when all controls are returned to this block. In a backward execution, it sends the controls to the blocks whose exit points are $\text{end } l_i$.

As in RIL, call appears only in a basic block whose entry and exit parts are unconditional, and not in any begin and end blocks. CRIL does not have uncall for a call statement since uncall makes the semantics more complex in that an uncall nested in multiple calls causes the mixture of forward and backward execution for process blocks. An uncall can be implemented as a symmetrical call.

2.2 Process

For a basic block b , $\text{in}(b), \text{out}(b) \subseteq \mathcal{L}$ are defined as follows:

$$\text{in}(b) = \begin{cases} \{l\} & \text{if } \text{entry}(b) = l \leftarrow \\ \{l_1, l_2\} & \text{if } \text{entry}(b) = l_1; l_2 \leftarrow e \\ \emptyset & \text{if } \text{entry}(b) = \text{begin } l \end{cases} \quad \text{out}(b) = \begin{cases} \{l\} & \text{if } \text{exit}(b) = \rightarrow l \\ \{l_1, l_2\} & \text{if } \text{exit}(b) = e \rightarrow l_1; l_2 \\ \emptyset & \text{if } \text{exit}(b) = \text{end } l \end{cases}$$

Basic blocks b_1 and b_2 are connected, written as $b_1 \bowtie b_2$, if $\text{out}(b_1) \cap \text{in}(b_2) \neq \emptyset$ or $\text{in}(b_1) \cap \text{out}(b_2) \neq \emptyset$. A *process block* of b is $\text{PB}(b, Pg) = \{b' \in Pg \mid b' \bowtie^* b\}$, where $*$ stands for reflexive and transitive closure. No basic block is shared among process blocks since they are the equivalence classes of \bowtie^* , which is an equivalence relation on basic blocks.

Let $L_1(B) = \bigcup_{b \in B} (\text{in}(b) \cup \text{out}(b))$ and $L_2(B) = \{l \mid \exists b \in B. \text{entry}(b) = \text{begin } l \vee \text{exit}(b) = \text{end } l\}$. A CRIL program Pg is *well-formed* when it satisfies the following conditions:

- (1): For all $l \in L_1(Pg)$, there exists a unique pair (b_1, b_2) such that $\text{in}(b_1) \cap \text{out}(b_2) = \{l\}$;
- (2): For all $l \in L_2(Pg)$, there exists a unique pair (b_1, b_2) such that $\text{entry}(b_1) = \text{begin } l$ and $\text{exit}(b_2) = \text{end } l$;
- (3): $L_1(Pg) \cap L_2(Pg) = \emptyset$
- (4): For all $b \in Pg$, $|L_2(\text{PB}(b, Pg))| = 1$; and
- (5): There is a special label $\text{main} \in L_2(Pg)$.

The well-formedness ensures that once a control enters into a process block at $\text{begin } l$, the control may reach only the matching $\text{end } l$ in the forward execution and vice versa in the backward execution. A process block $\text{PB}(b, Pg)$ is *labeled* by l when it contains the basic block with $\text{begin } l$.

A call statement $\text{call } l_1, \dots, l_n$ sends controls to process blocks labeled by l_1, \dots, l_n . A process block with control is called a *process*. A process is executed by passing the control among the basic blocks in its process block. Since call can be recursive, a process may have some subprocesses.

In a forward execution, $l \leftarrow \text{call } l_1, \dots, l_n \rightarrow l'$ receives a control at l , forks n processes, and sends the control to l' after merging the processes. In the backward execution, it works in a reversed manner. In the following, we assume a CRIL program is well-formed.

2.3 Basic operational semantics

The set of process identifiers PID is $(\mathbb{N}_+)^*$ where \mathbb{N}_+ is the set of positive integers. $p \in \text{PID}$ denotes an identifier uniquely assigned to a process. When p executes a process block $\text{PB}(b, Pg)$, we also write $\text{PB}(p)$. If p is labeled by l , $\text{PB}(p) = \text{PB}(b, Pg)$ where $\text{entry}(b) = \text{begin } l$. A special *root* process has the identifier of ε . The runtime invokes the root process and sends the control to a process block labeled by *main* to start an execution of a CRIL program. For a process p , $p \cdot i$ is assigned to the i -th subprocess invoked by a call statement of process p . \preceq is the prefix relation. A process set PS is a set of process identifiers satisfying (1) $\varepsilon \in PS$; (2) $p \in PS$ implies $p' \in PS$ for $p' \preceq p$; and (3) $p \cdot i$ implies $p \cdot j \in PS$ for $j < i$. For a process set PS and a process id p , $\text{isleaf}(PS, p)$ holds if for all $p' \in PS$, $p \preceq p'$ implies $p = p'$.

A *process configuration* is (l, stage) , where $l \in \mathcal{L}$ and $\text{stage} \in \{\text{begin}, \text{run}, \text{end}\}$ are the location of the control in a process block. If $\text{stage} = \text{begin}$, it is before executing the process block, if $\text{stage} = \text{run}$, it is executing the process block, and if $\text{stage} = \text{end}$ it terminated the process block. PC is the set of process configurations.

A *program configuration* is (Pg, ρ, σ, Pr) , where Pg is the program (which never changes), $\rho : \text{Vars} \rightarrow \mathbb{Z}$ maps a variable to its value, $\sigma : \mathbb{N} \rightarrow \mathbb{Z}$ maps a heap memory address to its value. A *process map* $Pr : \text{PID} \rightarrow \text{PC} \cup \{\perp\}$ maps a process to a process configuration. We assume Pr_{act} is a process set where $Pr_{act} = \{p \in \text{PID} \mid Pr(p) \in \text{PC}\}$. \mathcal{C} is the set of all program configurations.

A transition relation over program configurations

$$(Pg, \rho, \sigma, Pr) \xrightleftharpoons[\text{prog}]{p, Rd, Wt} (Pg, \rho', \sigma', Pr')$$

is defined in figure 2. (Pg, ρ, σ, Pr) steps forward to $(Pg, \rho', \sigma', Pr')$ by the process p with reading memory resource Rd and updating memory resource Wt . And $(Pg, \rho', \sigma', Pr')$ steps backward to (Pg, ρ, σ, Pr) in the same way.

We explain the SOS rules in figure 2. **AssVar** and **AssArr** present the update behavior. The exchange behavior is presented by **SwapVarVar**, **SwapVarArr**, **SwapArrVar**, and **SwapArrArr**. **SwapVarArr** and **SwapArrVar** are reversible since y is evaluated to the same value on both sides of \leftrightarrow . **SwapVarVar** and **SwapArrArr** are clearly reversible. **Skip** presents the skip behavior. **Assert** presents the assertion behavior, which stops when e is evaluated to 0.

V-op and **P-op** present the behavior of $\forall x$ and $\text{P } x$ for synchronization by x shared among concurrent processes. In forward execution, $\forall x$ sets $x = 1$ when $x = 0$, and waits otherwise. In backward execution, $\forall x$ sets $x = 0$ when $x = 1$, and waits otherwise. P behaves in a symmetrical fashion. By the pair of $\forall x$ and $\text{P } x$, x can be used as a semaphore to implement the mutual exclusion for both directions of execution.

Inst presents the one-step behavior of a basic block. The instruction updates ρ and σ and the entry and exit points give the status of the process. The process is running if stage is *run*. the process is at the initial block or at the final block, if stage is *begin* or *end*. The transition label Rd is $\text{read}(b)$ and the transition label Wt is $\text{write}(b)$.

CallFork presents that a call statement forks subprocesses. When p executes a call statement $\text{call } l_1, \dots, l_n$ forwards, it forks subprocesses labeled by l_1, \dots, l_n and p stores the label for returning the controls in Pr . Note that the process map is changed to Pr' with subprocesses after forking subprocesses. Since $\text{isleaf}(Pr'_{act}, p)$ does not hold, p does not pass the control to the next block until all the subprocesses are merged. **CallMerge** works dually to **CallFork**. In a forward execution, when all subprocesses reach the end stage, all subprocesses are set to inactive and p resumes to pass the control to the next basic block. In a backward execution, **CallFork** behaves as **CallMerge** of forward execution and vice versa for **CallMerge**.

Expressions:

$$\begin{array}{c}
\frac{k \text{ is a constant}}{(\rho, \sigma) \triangleright k \rightsquigarrow k} \text{Con} \quad \frac{}{(\rho[x \mapsto m], \sigma) \triangleright x \rightsquigarrow m} \text{Var} \quad \frac{}{(\rho[x \mapsto m_1], \sigma[m_1 \mapsto m_2]) \triangleright M[x] \rightsquigarrow m_2} \text{Mem} \\
\\
\frac{(\rho, \sigma) \triangleright \text{right}_1 \rightsquigarrow m_1 \quad (\rho, \sigma) \triangleright \text{right}_2 \rightsquigarrow m_2 \quad m_3 = m_1 \odot m_2}{(\rho, \sigma) \triangleright \text{right}_1 \odot \text{right}_2 \rightsquigarrow m_3} \text{Exp1} \\
\\
\frac{(\rho, \sigma) \triangleright \text{right} \rightsquigarrow 0}{(\rho, \sigma) \triangleright !\text{right} \rightsquigarrow 1} \text{Exp2} \quad \frac{(\rho, \sigma) \triangleright \text{right} \rightsquigarrow m \quad m \neq 0}{(\rho, \sigma) \triangleright !\text{right} \rightsquigarrow 0} \text{Exp3}
\end{array}$$

Instructions:

$$\begin{array}{c}
\frac{(\rho, \sigma) \triangleright e \rightsquigarrow m_3 \quad m_2 = m_1 \oplus m_3}{x \oplus = e \triangleright (\rho[x \mapsto m_1], \sigma) \rightsquigarrow (\rho[x \mapsto m_2], \sigma)} \text{AssVar} \\
\\
\frac{(\rho, \sigma) \triangleright e \rightsquigarrow m_3 \quad m_2 = m_1 \oplus m_3}{M[x] \oplus = e \triangleright (\rho[x \mapsto m_4], \sigma[m_4 \mapsto m_1]) \rightsquigarrow (\rho[x \mapsto m_4], \sigma[m_4 \mapsto m_2])} \text{AssArr} \\
\\
\frac{}{x <-> y \triangleright (\rho[x, y \mapsto m_1, m_2], \sigma) \rightsquigarrow (\rho[x, y \mapsto m_2, m_1], \sigma)} \text{SwapVarVar} \\
\\
\frac{}{x <-> M[y] \triangleright (\rho[x, y \mapsto m_1, m_3], \sigma[m_3 \mapsto m_2]) \rightsquigarrow (\rho[x, y \mapsto m_2, m_3], \sigma[m_3 \mapsto m_1])} \text{SwapVarArr} \\
\\
\frac{}{M[y] <-> x \triangleright (\rho[x, y \mapsto m_1, m_3], \sigma[m_3 \mapsto m_2]) \rightsquigarrow (\rho[x, y \mapsto m_2, m_3], \sigma[m_3 \mapsto m_1])} \text{SwapArrVar} \\
\\
\frac{}{M[x] <-> M[y] \triangleright (\rho[x, y \mapsto m_3, m_4], \sigma[m_3, m_4 \mapsto m_1, m_2]) \rightsquigarrow (\rho[x, y \mapsto m_3, m_4], \sigma[m_3, m_4 \mapsto m_2, m_1])} \text{SwapArrArr} \\
\\
\frac{}{V \ x \triangleright (\rho[x \mapsto 0], \sigma) \rightsquigarrow (\rho[x \mapsto 1], \sigma)} \text{V-op} \quad \frac{}{P \ x \triangleright (\rho[x \mapsto 1], \sigma) \rightsquigarrow (\rho[x \mapsto 0], \sigma)} \text{P-op} \\
\\
\frac{}{\text{skip} \triangleright (\rho, \sigma) \rightsquigarrow (\rho, \sigma)} \text{Skip} \quad \frac{(\rho, \sigma) \triangleright e \rightsquigarrow m \quad m \neq 0}{\text{assert } e \triangleright (\rho, \sigma) \rightsquigarrow (\rho, \sigma)} \text{Assert}
\end{array}$$

Entry and exit points:

$$\begin{array}{c}
\frac{}{\text{begin } l \vdash (\rho, \sigma, l, \text{begin})} \quad \frac{}{l <- \vdash (\rho, \sigma, l, \text{run})} \quad \frac{\rho \sigma \triangleright e \rightsquigarrow 0}{l_1; l_2 <- e \vdash (\rho, \sigma, l_2, \text{run})} \quad \frac{\rho \sigma \triangleright e \rightsquigarrow m \quad m \neq 0}{l_1; l_2 <- e \vdash (\rho, \sigma, l_1, \text{run})} \\
\\
\frac{}{\text{end } l \dashv (\rho, \sigma, l, \text{end})} \quad \frac{}{-> l \dashv (\rho, \sigma, l, \text{run})} \quad \frac{\rho \sigma \triangleright e \rightsquigarrow 0}{e -> l_1; l_2 \dashv (\rho, \sigma, l_2, \text{run})} \quad \frac{\rho \sigma \triangleright e \rightsquigarrow m \quad m \neq 0}{e -> l_1; l_2 \dashv (\rho, \sigma, l_1, \text{run})}
\end{array}$$

Basic Blocks:

$$\begin{array}{c}
\frac{\text{isleaf}(Pr_{act}, p) \quad b \in Pg \quad \text{entry}(b) \vdash (\rho, \sigma, l, \text{stage}) \quad \text{inst}(b) \triangleright (\rho, \sigma) \rightsquigarrow (\rho', \sigma') \quad \text{exit}(b) \dashv (\rho', \sigma', l', \text{stage}')}{(Pg, \rho, \sigma, Pr[p \mapsto (l, \text{stage})]) \xrightarrow[\text{prog}]{p, \text{read}(b), \text{write}(b)} (Pg, \rho', \sigma', Pr[p \mapsto (l', \text{stage}')])} \text{Inst} \\
\\
\frac{\text{isleaf}(Pr_{act}, p) \quad (l' <- , \text{call } l_1, \dots, l_n, -> l'') \in Pg}{(Pg, \rho, \sigma, Pr[p \mapsto (l', \text{run})]) \xrightarrow[\text{prog}]{p, \emptyset, \emptyset} (Pg, \rho, \sigma, Pr[p \mapsto (l'', \text{run})], p \cdot 1 \mapsto (l_1, \text{begin}), \dots, p \cdot n \mapsto (l_n, \text{begin})})} \text{CallFork} \\
\\
\frac{\text{isleaf}(Pr_{act}, p) \quad (l' <- , \text{call } l_1, \dots, l_n, -> l'') \in Pg}{(Pg, \rho, \sigma, Pr[p \mapsto (l'', \text{run})], p \cdot 1 \mapsto (l_1, \text{end}), \dots, p \cdot n \mapsto (l_n, \text{end})) \xrightarrow[\text{prog}]{p, \emptyset, \emptyset} (Pg, \rho, \sigma, Pr[p \mapsto (l'', \text{run})])} \text{CallMerge}
\end{array}$$

Figure 2: The basic operational semantics

In a program configuration of CRIL, there is no stack as in RIL to store the return label for subroutine calls. The process map stores the return label, which is not available until $\text{isleaf}(Pr_{act}, p)$ holds, where it checks if the label is on the stack.

Figure 3 shows an example of CRIL program Pg . There are four process blocks $\{b_1, b_2, b_3\}, \{b_4, b_5\}, \{b_6\}$, and $\{b_7\}$. A process map assigns ε to $\{b_1, b_2, b_3\}$. In the following execution, it assigns 1 to $\{b_4, b_5\}$, 2 to $\{b_6\}$, and 3 to $\{b_7\}$.

An example of the transitions for Pg is as follows:

$$\begin{array}{l}
 (Pg, \rho_0, \sigma_0, [\varepsilon \mapsto (\text{main}, \text{begin})]) \\
 \xrightarrow[\text{prog}]{\varepsilon, \emptyset, \emptyset} (Pg, \rho_0, \sigma_0, [\varepsilon \mapsto (11, \text{run})]) \\
 \xrightarrow[\text{prog}]{\varepsilon, \emptyset, \emptyset} (Pg, \rho_0, \sigma_0, [\varepsilon \mapsto (12, \text{run}), 1 \mapsto (\text{begin}, \text{sub0}), \\
 2 \mapsto (\text{sub1}, \text{begin}), 3 \mapsto (\text{sub2}, \text{begin})]) \\
 \xrightarrow[\text{prog}]{1, \{x\}, \{x\}} (Pg, \rho_1, \sigma_0, [\varepsilon \mapsto (12, \text{run}), 1 \mapsto (13, \text{run}), \\
 2 \mapsto (\text{sub1}, \text{begin}), 3 \mapsto (\text{sub2}, \text{begin})]) \\
 \text{where } \rho_1 = \rho_0[x \mapsto 1] \\
 \xrightarrow[\text{prog}]{2, \{x, y\}, \{x\}} (Pg, \rho_2, \sigma_0, [\varepsilon \mapsto (12, \text{run}), 1 \mapsto (13, \text{run}), \\
 2 \mapsto (\text{sub1}, \text{end}), 3 \mapsto (\text{sub2}, \text{begin})]) \\
 \text{where } \rho_2 = \rho_2[y \mapsto 1] \\
 \xrightarrow[\text{prog}]{3, \{x, z\}, \{z\}} (Pg, \rho_3, \sigma_0, [\varepsilon \mapsto (12, \text{run}), 1 \mapsto (13, \text{run}), \\
 2 \mapsto (\text{sub1}, \text{end}), 3 \mapsto (\text{sub2}, \text{end})]) \\
 \text{where } \rho_3 = \rho_1[z \mapsto 1] \\
 \xrightarrow[\text{prog}]{1, \{x\}, \{x\}} (Pg, \rho_4, \sigma_0, [\varepsilon \mapsto (12, \text{run}), 1 \mapsto (\text{sub0}, \text{end}), \\
 2 \mapsto (\text{sub1}, \text{end}), 3 \mapsto (\text{sub2}, \text{end})]) \\
 \text{where } \rho_4 = \rho_3[x \mapsto 2] \\
 \xrightarrow[\text{prog}]{\varepsilon, \emptyset, \emptyset} (Pg, \rho_4, \sigma_0, [\varepsilon \mapsto (12, \text{run})]) \\
 \xrightarrow[\text{prog}]{\varepsilon, \emptyset, \emptyset} (Pg, \rho_4, \sigma_0, [\varepsilon \mapsto (\text{main}, \text{end})])
 \end{array}$$

$b_1 \left(\begin{array}{l} \text{begin main} \\ \text{skip} \\ \rightarrow 11 \end{array} \right)$
 $b_2 \left(\begin{array}{l} 11 \leftarrow \\ \text{call sub0, sub1, sub2} \\ \rightarrow 12 \end{array} \right)$
 $b_3 \left(\begin{array}{l} 12 \leftarrow \\ \text{skip} \\ \text{end main} \end{array} \right)$
 $b_4 \left(\begin{array}{l} \text{begin sub0} \\ x += 1 \\ \rightarrow 13 \end{array} \right)$
 $b_5 \left(\begin{array}{l} 13 \leftarrow \\ x += 1 \\ \text{end sub0} \end{array} \right)$
 $b_6 \left(\begin{array}{l} \text{begin sub1} \\ y += x \\ \text{end sub1} \end{array} \right)$
 $b_7 \left(\begin{array}{l} \text{begin sub2} \\ z += x \\ \text{end sub2} \end{array} \right)$

```

begin main
skip
-> 11
11 <-
call sub0, sub1, sub2
-> 12
12 <-
skip
end main

begin sub0
x += 1
-> 13
13 <-
x += 1
end sub0

begin sub1
y += x
end sub1

begin sub2
z += x
end sub2

```

This forward execution ends with $x = 2, y = 1, z = 1$.

The operational semantics show that the computation may be reversed to $(Pg, \rho_0, \sigma_0, [\varepsilon \mapsto (\text{main}, \text{begin})])$. However, it is possible to reverse to a different configuration such as $x = 0, y = -1, z = -1$ if the call statement is reversed in a different order. Thus, this operational semantics is not reversible. In the next section, we will combine an annotation for the dependency information as DAG to make the basic properties for reversibility as well as Causal Safety and Causal Liveness.

Figure 3: A CRIL program Pg

3 Reversibility of CRIL

Table 1 (a) shows the transitions of store ρ by the sequence of basic blocks in the forward computation of the example in the previous section. Process p makes the forward (left-to-right) transition of $\xrightarrow[\text{prog}]{p, Rd, Wt}$. The program configuration at the end is $(Pg, [x \mapsto 2, y \mapsto 1, z \mapsto 1], \sigma_0, [\varepsilon \mapsto (\text{main}, \text{end})])$. The configuration may lead to a different store by the backward (right-to-left) transitions of $\xrightarrow[\text{prog}]{p, Rd, Wt}$ as shown in table 1 (b). Although each step of the operational semantics keeps the local reversibility, it does not preserve the causality of shared memory. The forward step of $\xrightarrow[\text{prog}]{p, Rd, Wt}$ updates Wt reading Rd making the causality from Rd to Wt . Our idea is to control processes to keep the causality by observing Rd and Wt being combined with the operational semantics.

	x	y	z
$b_1 \in \text{PB}(\varepsilon)$	0	0	0
$b_2 \in \text{PB}(\varepsilon)$	0	0	0
$b_4 \in \text{PB}(1)$	0	0	0
$b_6 \in \text{PB}(2)$	1	0	0
$b_7 \in \text{PB}(3)$	1	1	0
$b_5 \in \text{PB}(1)$	1	1	1
$b_2 \in \text{PB}(\varepsilon)$	2	1	1
$b_3 \in \text{PB}(\varepsilon)$	2	1	1

(a) A forward Execution

	x	y	z
$b_3 \in \text{PB}(\varepsilon)$	2	1	1
$b_2 \in \text{PB}(\varepsilon)$	2	1	1
$b_7 \in \text{PB}(3)$	2	1	1
$b_6 \in \text{PB}(2)$	2	-1	1
$b_5 \in \text{PB}(1)$	2	-1	-1
$b_4 \in \text{PB}(1)$	1	-1	-1
$b_2 \in \text{PB}(\varepsilon)$	0	-1	-1
$b_1 \in \text{PB}(\varepsilon)$	0	-1	-1

(b) The corresponding backward execution

	read	write
b_1	\emptyset	\emptyset
b_2	\emptyset	\emptyset
b_3	\emptyset	\emptyset
b_4	$\{x\}$	$\{x\}$
b_5	$\{x\}$	$\{x\}$
b_6	$\{x, y\}$	$\{y\}$
b_7	$\{x, z\}$	$\{z\}$

Table 2: read and write for basic blocks

Table 2 presents read and write for each basic block. In the backward execution, after reversing b_3b_2 , **CallMerge** works as a forking of three processes in backward. At this point, b_5 , b_6 , and b_7 are possible by using the rule backward. Since $\text{write}(b_5) = \{x\}$ and both $\text{read}(b_6)$ and $\text{read}(b_7)$ contain x , the order between b_5

Table 1: Store changes in executions

and b_6 , and the order between b_5 and b_6 affect the causality. We say b_i *conflicts* with b_j where $i \neq j$ if $\text{read}(b_i) \cap \text{write}(b_j) \neq \emptyset$ or $\text{read}(b_j) \cap \text{write}(b_i) \neq \emptyset$. Since b_6 and b_7 do not conflict with each other, the order between b_6 and b_7 does not affect the causality. Thus, for the forward execution in table 1 (a), the reversed execution $b_3b_2b_3b_6b_7b_4b_2b_1$ reaches ρ_0 as a legitimate reversed computation.

3.1 Annotation DAG

We shall present a data structure called ‘annotation DAG’ (Directed Acyclic Graph) that keeps the conflicting information in forward execution and controls the backward execution by matching the causality, observing the memory Wt updated by reading the memory Rd .

Definition 1. An annotation DAG is $A = (V, E_R, E_W)$ satisfying the following conditions:

1. $V \subseteq (\text{PID} \times \mathbb{N}) \cup \{\perp\}$ where \mathbb{N} is the set of natural numbers, $\perp \in V$, and if $(p, n) \in V$ then for all $n' \leq n$, $(p, n') \in V$;
2. $E_R, E_W \subseteq V \times \mathcal{R} \times V$ where $(v', r, v), (v'', r, v) \in E_R \cup E_W$ implies $v' = v''$;
3. $E_R \cap E_W = \emptyset$ and $(V, E_R \uplus E_W)$ is a DAG with the finite set of nodes V ;
4. $(v', r, v) \in E_W$ and $v' \neq \perp$ imply $(v'', r, v') \in E_W$; and
5. $(v, r, v'), (v, r, v'') \in E_W$ implies $v' = v''$

\mathcal{A} is the set of all annotation DAGs, and A_{init} is $(\{\perp\}, \emptyset, \emptyset)$.

We write $v \xrightarrow{r} v'$ for $(v, r, v') \in E_W$ and $v \xrightarrow{-r} v'$ for $(v, r, v') \in E_R$. Condition 5 with conditions 3 and 2 ensures that when $v' \xrightarrow{r} v$, there is a unique sequence of E_W with the label of r from \perp to v : $\perp \xrightarrow{r} v_1 \xrightarrow{r} \dots \xrightarrow{r} v_n = v$. $\text{last}(r, E_W)$ denotes the last node v of such sequence. When $\text{last}(r, E_W) = v \neq \perp$, $v' \xrightarrow{r} v$ for a unique v' and $v \not\xrightarrow{r} v''$ for all v'' . $\text{last}(r, \emptyset) = \perp$ for all $r \in \mathcal{R}$. Since V is finite, for $(p, n) \in V$

there is the maximum number for process p if such (p, n) exists. Given $V \subseteq \text{PID} \times \mathbb{N} \cup \{\perp\}$, we write $\max_p(V)$ for $\max_{(p,n) \in V} n$ for some $(p, n) \in V$. $\max_p(V) = -1$ when $(p, n) \notin V$ for all n .

Definition 2. For $A_1, A_2 \in \mathcal{A}$, $A_1 = (V_1, E_{R1}, E_{W1}) \xrightarrow[\text{ann}]{p, Rd, Wt} A_2 = (V_2, E_{R2}, E_{W2})$ if

1. $V_2 = V_1 \cup \{v\}$;
2. $E_{R2} = E_{R1} \cup \{\text{newedge}(r, E_{W1}, v) \mid r \in Rd - Wt\}$; and
3. $E_{W2} = E_{W1} \cup \{\text{newedge}(r, E_{W1}, v) \mid r \in Wt\}$

where $v = (p, \max_p(V_1) + 1)$ and $\text{newedge}(r, E_W, v) = (\text{last}(r, E_W), r, v)$.

Given $O \subseteq \text{PID} \times 2^{\mathcal{R}} \times 2^{\mathcal{R}}$, $A \xrightarrow[\text{ann}]{O^+} A'$ when for some $(p_i, Rd_i, Wt_i) \in O$, there exists a sequence of A_i such that $A_0 \xrightarrow[\text{ann}]{p_1, Rd_1, Wt_1} A_1 \cdots \xrightarrow[\text{ann}]{p_n, Rd_n, Wt_n} A_n = A'$. We write $A \xrightarrow[\text{ann}]{O^*} A'$ if $A = A'$ or $A \xrightarrow[\text{ann}]{O^+} A'$.

Intuitively, the forward (left-to-right) relation of $A_1 = (V_1, E_{R1}, E_{W1}) \xrightarrow[\text{ann}]{p, Rd, Wt} A_2$ is to add a fresh node v and edges $\text{newedge}(r, E_{W1}, v)$ for $r \in Rd \cup Wt$ to A_1 for process p to execute forwards a basic block $b \in \text{PB}(p)$ with $\text{read}(b) = Rd$ and $\text{write}(b) = Wt$. v presents the new causality created by executing process p in the forward direction. The new node has the causality to update Wt from $(p, \max_p(V_1))$ that presents the newest causality in A_1 by p in forward. To update the causality, the edges $\text{newedge}(r, E_{W1}, v)$ for $r \in Wt$ are added to E_{W1} . The edges $\text{newedge}(r, E_{W1}, v)$ for $r \in Rd - Wt$ from the newest causality for r at that moment are added to E_{R1} to show that the update for v depends on such r .

The backward (right-to-left) relation is to remove a node and edges from A_2 . The node v to be removed has to be the newest causality of a process and does not depend on other causalities. It is shown that such a node always exists in an annotation DAG in $\{A \mid A_{\text{init}} \xrightarrow[\text{ann}]{O^+} A\}$ as below.

Proposition 1. For $(V, E_R, E_W) \in \{A \mid A_{\text{init}} \xrightarrow[\text{ann}]{O^+} A\}$, there exists a node $v \in V$ such that $v' \xrightarrow{r} v$ implies $v' = \text{last}(r, E_W)$; and no outgoing edge from v .

Moreover, $\mathcal{A}_{\text{comp}}^O = \{A \mid A_{\text{init}} \xrightarrow[\text{ann}]{O^*} A\}$ is closed by $\xrightarrow[\text{ann}]{p, Rd, Wt}$ where $(p, Rd, Wt) \in O$. Obviously, $A \in \mathcal{A}_{\text{comp}}^O$ implies $A' \in \mathcal{A}_{\text{comp}}^O$ when $A \xrightarrow[\text{ann}]{p, Rd, Wt} A'$ for some $(p, Rd, Wt) \in O$ by definition.

Proposition 2. For $A \in \{A' \mid A_{\text{init}} \xrightarrow[\text{ann}]{O^+} A'\}$, there exists $A'' \in \mathcal{A}_{\text{comp}}^O$ such that $A'' \xrightarrow[\text{ann}]{p, Rd, Wt} A$ with $(p, Rd, Wt) \in O$.

3.2 Operational semantics controlled by Annotation DAG

Definition 3. The operational semantics controlled by annotation DAG over program configurations $(C, A) \xrightarrow[\text{prog}]{p, Rd, Wt} (C', A')$ is defined by:

$$\frac{C \xrightarrow[\text{prog}]{p, Rd, Wt} C' \quad A \xrightarrow[\text{ann}]{p, Rd, Wt} A'}{(C, A) \xrightarrow[\text{prog}]{p, Rd, Wt} (C', A')} \quad \text{ProgAnn}$$

where $p \in \text{PID}$ and $Rd, Wt \subseteq \mathcal{R}$.

The program computation with annotation is a sequence of $(C_i, A_i) \xrightarrow[\text{prog}]{p_i, Rd_i, Wt_i} (C_{i+1}, A_{i+1})$ ($i \geq 0$) beginning with $(C_0, A_0) = (C_{\text{init}}, A_{\text{init}})$.

We illustrate the behavior controlled by the annotation DAG for the simple example of the previous section. Starting from the initial configuration, $(C_0, A_0) = ((Pg, \rho_0, \sigma_0, [\epsilon \mapsto (\text{main}, \text{begin})]), (\{\perp\}, \emptyset, \emptyset))$, it ends up with $(C_8, A_8) = (Pg, [x, y, z \mapsto 2, 1, 1], \sigma_0, [\epsilon \mapsto (\text{main}, \text{end})])$.

Forward accumulation of causality We present the construction of annotation DAGs as follows:

- (F1) After process ϵ executes b_1 and b_2 , $A_2 = (\{\perp, (\epsilon, 0), (\epsilon, 1)\}, \emptyset, \emptyset)$;
- (F2) The call statement in b_2 forks three subprocesses. Then, process 1 executes b_4 , $(1, 0)$ is added to V and $\perp \xrightarrow{x} (1, 0)$ is added since $\text{read}(b_4) = \text{write}(b_4) = \{x\}$ to make A_3 , meaning x is updated by the initial x , and the store is updated as $[x, y, z \mapsto 1, 0, 0]$.
- (F3) Next, process 2 executes b_6 where $\text{read}(b_6) = \{x, y\}$ and $\text{write}(b_6) = \{y\}$. $\xrightarrow[ann]{2, \{x, y\}, \{y\}}$ adds a fresh node $(2, 0)$, $\perp \xrightarrow{y} (2, 0)$, and $(1, 0) \xrightarrow{-x} (2, 0)$. The causality of $(2, 0)$ means y is updated by the initial y and x of $(1, 0)$ to make A_4 .
- (F4) Then, process 3 executes b_7 where $\text{read}(b_7) = \{x, z\}$ and $\text{write}(b_7) = \{z\}$. $\xrightarrow[ann]{3, \{x, z\}, \{z\}}$ adds $(3, 0)$, $\perp \xrightarrow{z} (3, 0)$, and $(1, 0) \xrightarrow{-x} (3, 0)$, to make A_5 shown in figure 4 (a), meaning the causality at $(3, 0)$ to update the initial z using the initial z and x of $(1, 0)$.
- (F5) At last, process 1 executes b_5 where $\text{read}(b_5) = \text{write}(b_5) = \{x\}$. $\xrightarrow[ann]{1, \{x\}, \{x\}}$ just adds $(1, 1)$ and $(1, 0) \xrightarrow{x} (1, 1)$ to form A_6 shown in figure 4 (b), meaning x is updated by x of $(1, 0)$.
- (F6) No more causality is created after merging the subprocesses. Just the relation adds $(\epsilon, 2)$ and $(\epsilon, 3)$ with no edges to form A_8 shown in figure 4 (c).

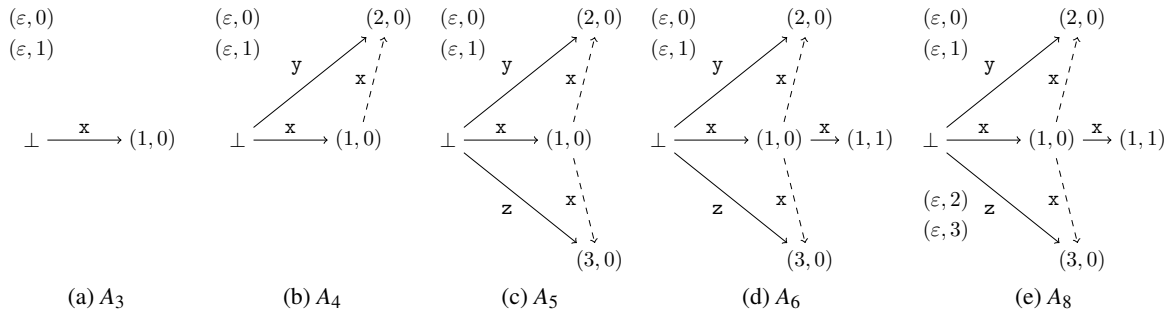


Figure 4: Annotation DAGs along with forward execution

Backward rollback of causality The following is the summary of the corresponding backward execution.

- (B1) The removable nodes of A_8 are $\{(\epsilon, 3), (1, 1)\}$. Here, C_8 specifies ϵ to remove $(\epsilon, 3)$ followed by removing $(\epsilon, 2)$ back to (C_6, A_6) , where $C_6 = (Pg, [x, y, z \mapsto 2, 1, 1], \sigma_0, [\epsilon \mapsto (12, \text{run}), 1 \mapsto (\text{sub0}, \text{end}), 2 \mapsto (\text{sub1}, \text{end}), 3 \mapsto (\text{sub2}, \text{end})])$
- (B2) C_6 may reverse any subprocess, but A_6 allows only to remove $(1, 1)$ by $\xleftarrow[ann]{p, Rd, Wt}$ to obtain A_5 .
- (B3) After removing $(1, 1)$ and $(1, 0) \xrightarrow{x} (1, 1)$ from A_6 , we obtain A_5 whose removable nodes are $(2, 0)$ and $(3, 0)$. $(1, 0)$ is not removable since $(1, 0)$ has two outgoing edges, although $(1, 0) = \text{last}(x, E_W)$.

- (B4) C_5 may reverse either process 2 or process 3, and let process 2 reverse to become C'_4 . Then, remove $\perp \xrightarrow{y} (2,0)$ and $(1,0) \xrightarrow{x} (2,0)$ to obtain A'_4 and $[x,y,z \mapsto 1,0,1]$ as the store ρ . Note that (C'_4, A'_4) did not appear in the forward execution.
- (B5) From (C'_4, A'_4) , process 3 is reversed to remove $(3,0)$, $\perp \xrightarrow{z} (3,0)$, and $(1,0) \xrightarrow{x} (3,0)$ to obtain A_3 and $[x,y,z \mapsto 1,0,0]$.
- (B6) Then, process 1 is reversed by removing $(1,0)$ and $\perp \xrightarrow{x} (1,0)$ to obtain $A_2 = (\{\perp, (\epsilon, 0), (\epsilon, 1)\}, \emptyset, \emptyset)$.
- (B7) At last, process ϵ reverses b_2 and b_1 to obtain (C_{init}, A_{init}) .

In (B4) step, there are two possibilities of reversing process 3 or process 2. In the above, A_5 is reversed by process 2 to A'_4 followed by process 3.

For a CRIL program Pg , let B be the basic blocks in Pg . Let $O = \text{PID} \times \bigcup_{b \in B} \text{read}(b) \times \bigcup_{b \in B} \text{write}(b)$. Proposition 2 ensures there is always a removable node along with removable edges.

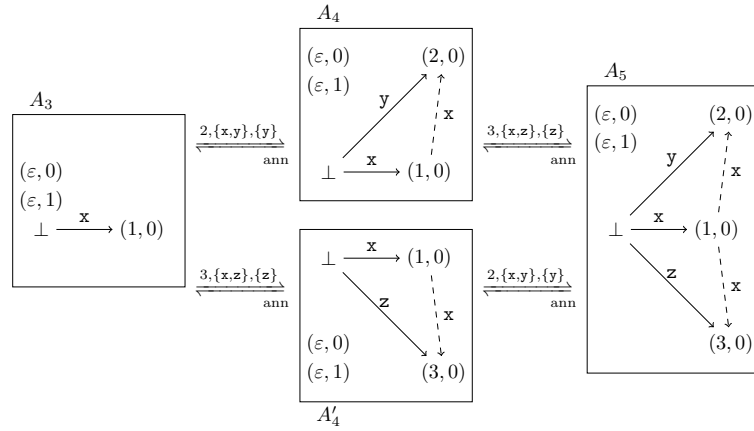


Figure 5: Annotation DAGs in backward execution

3.3 Properties for reversibility

We show that the operational semantics controlled by annotation DAG has proper properties for reversibility. We focus on the following two properties that are considered fundamental properties for reversibility [13].

Causal Safety (CS): An action can not be reversed until any actions caused by it have been reversed.

Causal Liveness (CL): We should allow actions to reverse in any order compatible with Causal Safety, not necessarily the exact inverse of the forward order.

[13] shows that those properties hold in an LTSI (LTS with Independence) provided that a small number of axioms are valid in the LTSI. We shall follow this approach by defining LTS from $\frac{p.Rd, Wt}{\rightleftharpoons}$ and add the independence relation to have the LTSI for the CRIL behavior. We will then show that the axioms for **CS** and **CL** hold.

Definition 4. $(\mathcal{C} \times \mathcal{A}, \text{Lab}, \rightarrow)$ is the forward LTS for CRIL where:

- $\text{Lab} = \text{PID} \times 2^{\mathcal{R}} \times 2^{\mathcal{R}}$; and
- $(C, A) \xrightarrow{(p, Rd, Wt)} (C', A')$ if $(C, A) \xrightarrow{p, Rd, Wt} (C', A')$

Definition 5. The (combined) LTS for CRIL is $(\mathcal{C} \times \mathcal{A}, \text{Lab} \uplus \underline{\text{Lab}}, \rightarrow)$ where:

- $\underline{\text{Lab}} = \{(p, Rd, Wt) \mid (p, Rd, Wt) \in \text{Lab}\}$; and
- For $a \in \text{Lab}$, $(C, A) \xrightarrow{a} (C', A')$ iff $(C, A) \xrightarrow{a} (C', A')$, and $(C, A) \xrightarrow{a} (C', A')$ iff $(C', A') \xrightarrow{a} (C, A)$.

$\text{Lab} \uplus \underline{\text{Lab}}$ is ranged over by α, β, \dots , and Lab by a, b, \dots . $\text{und} : \text{Lab} \uplus \underline{\text{Lab}} \rightarrow \text{Lab}$ where $\text{und}(a) = a$ and $\text{und}(\underline{a}) = a$. $\underline{a} = a$. Given $t : P \xrightarrow{a} Q$, \underline{t} is for $Q \xrightarrow{a} P$.

For CRIL, the independence of transitions is defined as the independent memory update among concurrent processes. The processes running concurrently are not in the subprocess relation. Note that as pid $p \cdot 1, p \cdot 2, \dots$ are assigned to the subprocesses of the process with pid of p . The process with the pid of p is concurrent to the process with the pid of q if $p \not\leq q$ and $q \not\leq p$. Hence, we give the dependence relation for labels as follows.

Definition 6. For $\alpha, \beta \in \text{Lab} \uplus \underline{\text{Lab}}$ such that $\text{und}(\alpha) = (p_1, Rd_1, Wt_1)$ and $\text{und}(\beta) = (p_2, Rd_2, Wt_2)$, $\alpha \iota_{\text{lab}} \beta$ iff

$$p_1 \not\leq p_2 \wedge p_2 \not\leq p_1 \wedge Rd_1 \cap Wt_2 = \emptyset \wedge Rd_2 \cap Wt_1 = \emptyset$$

The independence of transitions in LTS is defined as the transitions with independent labels. We define the Labeled Transition System with Independent transitions as the operational semantics of CRIL.

Definition 7. For $t : (C_1, A_1) \xrightarrow{\alpha} (C'_1, A'_1)$ and $u : (C_2, A_2) \xrightarrow{\beta} (C'_2, A'_2)$ in the combined LTS for CRIL, t and u are independent of each other, written as $t \iota u$ if $\alpha \iota_{\text{lab}} \beta$.

$(\mathcal{C} \times \mathcal{A}, \text{Lab} \uplus \underline{\text{Lab}}, \rightarrow, \iota)$ is the LTS of CRIL with independence.

In the sequel, we write ' LTS_{CRIL} ' for the LTS of CRIL with independence.

3.3.1 Basic properties for reversibility

We take the axiomatic approach of [13], where the combination of the basic properties gives the proper reversibility. The first step is to show that the LTS_{CRIL} is *pre-reversible*. For this purpose, we show LTS_{CRIL} satisfies the following axioms: “**Square Property (SP)**”, “**Backward Transitions are Independent (BTI)**”, “**Well-Foundedness (WF)**”, and “**Coinitial Propagation of Independence (CPI)**”.

Square Property(SP) For $a \in \text{Lab}$, when $C \xrightleftharpoons[\text{prog}]{a} C'$, we write $C \xrightarrow{a}_{\text{prog}} C'$ and $C' \xrightarrow{a}_{\text{prog}} C$. Similarly, when $A \xrightleftharpoons[\text{ann}]{a} A'$, we write $A \xrightarrow{a}_{\text{ann}} A'$ and $A' \xrightarrow{a}_{\text{ann}} A$.

By the definition of the independence transitions, the square property of the $\xrightarrow{\alpha}_{\text{prog}}$ is immediately shown.

Proposition 3. Suppose $C \xrightarrow{\alpha}_{\text{prog}} C'$, $C \xrightarrow{\beta}_{\text{prog}} C''$, and $\alpha \iota_{\text{lab}} \beta$. Then there are the cofinal transitions $C' \xrightarrow{\beta}_{\text{prog}} C'''$ and $C'' \xrightarrow{\alpha}_{\text{prog}} C'''$.

For annotation DAGs, we need to trace the difference of nodes and edges added or deleted by $\xrightarrow{\alpha}_{\text{ann}}$ to show the square property. We use the following notation to present differences in annotation DAGs:

$$\text{For } o : (V, E_R, E_W) \xrightarrow{\alpha}_{\text{ann}} (V', E'_R, E'_W), \text{diff}(o) = \begin{cases} (V' - V, E'_R - E_R, E'_W - E_W) & \text{if } \alpha \in \text{Lab}, \\ (V - V', E_R - E'_R, E_W - E'_W) & \text{if } \alpha \in \underline{\text{Lab}} \end{cases}$$

$$(V, E_R, E_W) \odot^{\alpha} (\Delta V, \Delta E_R, \Delta E_W) = \begin{cases} (V \cup \Delta V, E_R \cup \Delta E_R, E_W \cup \Delta E_W) & \text{if } \alpha \in \text{Lab}, \\ (V - \Delta V, E_R - \Delta E_R, E_W - \Delta E_W) & \text{if } \alpha \in \underline{\text{Lab}} \end{cases}$$

Proposition 4. Let $\text{diff}(A \xrightarrow{\alpha}_{\text{ann}} A') = (\Delta V^{\alpha}, \Delta E_R^{\alpha}, \Delta E_W^{\alpha})$ and $\text{diff}(A \xrightarrow{\beta}_{\text{ann}} A'') = (\Delta V^{\beta}, \Delta E_R^{\beta}, \Delta E_W^{\beta})$ with $\alpha \iota_{\text{lab}} \beta$. Then, $\Delta V^{\alpha} \cap \Delta V^{\beta} = \Delta E_R^{\alpha} \cap \Delta E_R^{\beta} = \Delta E_W^{\alpha} \cap \Delta E_W^{\beta} = \emptyset$.

Proof. For some v_α and v_β , $\Delta V^\alpha = \{v_\alpha\}$ and $\Delta V^\beta = \{v_\beta\}$. $\alpha \mathbf{t}_{\text{lab}} \beta$ implies $v_\alpha \neq v_\beta$. All the edges of $\Delta E_R^\alpha \uplus \Delta E_W^\alpha$ come into v_α and all the edges of $\Delta E_R^\beta \uplus \Delta E_W^\beta$ come into v_β . Therefore, $\Delta V^\alpha \cap \Delta V^\beta = \Delta E_R^\alpha \cap \Delta E_R^\beta = \Delta E_W^\alpha \cap \Delta E_W^\beta = \emptyset$. \square

Proposition 5. Suppose $A \xrightarrow{a}_{\text{ann}} A'$ and $A \xrightarrow{\beta}_{\text{ann}} A''$ with $a \mathbf{t}_{\text{lab}} \beta$. Then there is A''' such that $A'' \xrightarrow{a}_{\text{ann}} A'''$ and $\text{diff}(A \xrightarrow{a}_{\text{ann}} A') = \text{diff}(A'' \xrightarrow{a}_{\text{ann}} A''')$.

Proof. Assume $A = (V, E_R, E_W)$, $A'' = (V'', E_R'', E_W'')$, and $a = (p_a, Rd_a, Wt_a)$. $A'' \xrightarrow{a}_{\text{ann}} A'''$ for some A''' since $a \in \text{Lab}$. $a \mathbf{t}_{\text{lab}} \beta$ implies that $\max_{p_a}(A) = \max_{p_a}(A'')$ and $\text{last}(r, E_W) = \text{last}(r, E_W'')$ for $r \in Rd_a$. Therefore, $\text{diff}(A \xrightarrow{a}_{\text{ann}} A') = \text{diff}(A'' \xrightarrow{a}_{\text{ann}} A''')$. \square

Proposition 6. Suppose $A \xrightarrow{a}_{\text{ann}} A'$ and $A \xrightarrow{\beta}_{\text{ann}} A''$ with $a \mathbf{t}_{\text{lab}} \beta$. Then there is A''' such that $A'' \xrightarrow{a}_{\text{ann}} A'''$ and $\text{diff}(A \xrightarrow{a}_{\text{ann}} A') = \text{diff}(A'' \xrightarrow{a}_{\text{ann}} A''')$.

Proof. Assume $\text{diff}(A \xrightarrow{\beta}_{\text{ann}} A'') = (\Delta V^\beta, \Delta E_R^\beta, \Delta E_W^\beta)$, and $a = (p_a, Rd_a, Wt_a)$. Let $v = (p_a, \max_{p_a}(V))$. $a \mathbf{t}_{\text{lab}} \beta$ implies that no edges in $\Delta E_R^\beta \uplus \Delta E_W^\beta$ go out from v and v' such that $v' \xrightarrow{r} v$ in A . Therefore, $A'' \xrightarrow{a}_{\text{ann}} A'''$ for some A''' . $a \mathbf{t}_{\text{lab}} \beta$ and $a \in \text{Lab}$ derive $\text{diff}(A \xrightarrow{a}_{\text{ann}} A') = \text{diff}(A'' \xrightarrow{a}_{\text{ann}} A''')$. \square

Proposition 7. Suppose $A \xrightarrow{\alpha}_{\text{ann}} A'$ and $A \xrightarrow{\beta}_{\text{ann}} A''$ with $\alpha \mathbf{t}_{\text{lab}} \beta$. Then $A'' \xrightarrow{\alpha}_{\text{ann}} A'''$, where $A''' = A'' \odot^\alpha \text{diff}(A \xrightarrow{\alpha}_{\text{ann}} A')$.

Proof. Proposition 5 and 6 derive $A'' \xrightarrow{\alpha}_{\text{ann}} A'''$. \square

Proposition 8. Suppose $A \xrightarrow{\alpha}_{\text{ann}} A'$, $A \xrightarrow{\beta}_{\text{ann}} A''$, and $\alpha \mathbf{t}_{\text{lab}} \beta$. Then there are the cofinal transitions $A' \xrightarrow{\beta}_{\text{ann}} A'''$ and $A'' \xrightarrow{\alpha}_{\text{ann}} A'''$.

Proof. By proposition 4, $\text{diff}(A \xrightarrow{\alpha}_{\text{ann}} A')$ and $\text{diff}(A \xrightarrow{\beta}_{\text{ann}} A'')$ are disjoint if $\alpha \mathbf{t}_{\text{lab}} \beta$. Hence, the order of addition and deletion to/from A does not affect the result. Therefore, $(A \odot^\alpha \text{diff}(A \xrightarrow{\alpha}_{\text{ann}} A')) \odot^\beta \text{diff}(A \xrightarrow{\beta}_{\text{ann}} A'') = (A \odot^\beta \text{diff}(A \xrightarrow{\beta}_{\text{ann}} A'')) \odot^\alpha \text{diff}(A \xrightarrow{\alpha}_{\text{ann}} A') = A'''$. By proposition 7, we have $A \xrightarrow{\alpha}_{\text{ann}} A' \xrightarrow{\beta}_{\text{ann}} A'''$ and $A \xrightarrow{\beta}_{\text{ann}} A'' \xrightarrow{\alpha}_{\text{ann}} A'''$ hold for such A''' . \square

Combining proposition 3 with proposition 8 by **ProgAnn**, the square property holds.

Lemma 1 (Square Property). Whenever $t : (C_P, A_P) \xrightarrow{\alpha} (C_Q, A_Q)$, $u : (C_P, A_P) \xrightarrow{\beta} (C_R, A_R)$, and $t \mathbf{t} u$, then there are cofinal transitions $u' : (C_Q, A_Q) \xrightarrow{\beta} (C_S, A_S)$, and $t' : (C_R, A_R) \xrightarrow{\alpha} (C_S, A_S)$.

Backward Transitions are Independent (BTI) BTI is useful for reversibility because an available backward transition does not depend on any other backward transition. In CRIL, a label of $LTSI_{\text{CRIL}}$ gives the information to establish BTI.

Lemma 2 (Backward Transitions are Independent). Whenever $t : (C_P, A_P) \xrightarrow{a} (C_Q, A_Q)$, $u : (C_P, A_P) \xrightarrow{b} (C_R, A_R)$, and $t \neq u$, then $t \mathbf{t} u$.

Proof. Assume $A_P = (V, E_R, E_W)$, $a = (p_a, Rd_a, Wt_a)$, and $b = (p_b, Rd_b, Wt_b)$. Let $v_a = (p_a, \max_{p_a}(V))$ and $v_b = (p_b, \max_{p_b}(V))$.

Assume $p_a \preceq p_b$. Then $p_a = p_b$ holds from the operational semantics. $p_a = p_b$ derives $t = u$, which contradicts $t \neq u$. Therefore, $p_a \not\preceq p_b$ holds. Similarly, $p_b \not\preceq p_a$ also holds.

Assume $Rd_a \cap Wt_b \neq \emptyset$. There exists $r \in Rd_a \cap Wt_b$. If $r \in Wt_a$, then $\text{last}(r, E_W) = v_a$ and $\text{last}(r, E_W) = v_b$. Therefore $p_a = p_b$, however it contradicts $p_a \not\preceq p_b$. If $r \notin Wt_a$, then $\text{last}(r, E_W) \xrightarrow{r} v_a \in E_R$. $r \in Wt_b$ derives $\text{last}(r, E_W) = v_b$. Therefore $v_b \xrightarrow{r} v_a \in E_R$, however it contradicts that no edges go out from v_b derived from u . Therefore $Rd_a \cap Wt_b = \emptyset$. Similarly, $Rd_b \cap Wt_a = \emptyset$ also holds. \square

Well-Foundedness (WF) For a backward transition $(C, A) \xrightarrow{a} (C', A')$, the number of nodes of A' is strictly less than that of A . Since the number of vertices of annotation DAG is finite, it is not possible to remove vertices infinitely.

Coinitial Propagation of Independence (CPI) Given a commuting square with independence at one corner, CPI allows us to deduce independence between coinital transitions at the other three corners.

Lemma 3 (Coinitial Propagation of Independence). *Suppose $t : (C_P, A_P) \xrightarrow{\alpha} (C_Q, A_Q)$, $u : (C_P, A_P) \xrightarrow{\beta} (C_R, A_R)$, $u' : (C_Q, A_Q) \xrightarrow{\beta} (C_S, A_S)$, $t' : (C_R, A_R) \xrightarrow{\alpha} (C_S, A_S)$, and $t \downarrow u$. Then $u' \downarrow t$.*

Proof. $t \downarrow u$ implies $\alpha \downarrow_{\text{lab}} \beta$. Since $\beta \downarrow_{\text{lab}} \alpha$, $u' \downarrow t$. \square

3.3.2 Events

The properties above make $LTSI_{CRIL}$ pre-reversible. Next, we check if $LTSI_{CRIL}$ can derive events for establishing reversibility. Following [13], events in $LTSI_{CRIL}$ are derived as an equivalence over transitions.

Definition 8. *Let \sim be the smallest equivalence relation on transitions satisfying: if $t : (C_P, A_P) \xrightarrow{\alpha} (C_Q, A_Q)$, $u : (C_P, A_P) \xrightarrow{\beta} (C_R, A_R)$, $u' : (C_Q, A_Q) \xrightarrow{\beta} (C_S, A_S)$, $t' : (C_R, A_R) \xrightarrow{\alpha} (C_S, A_S)$, and $t \downarrow u$, then $t \sim t'$. The equivalence classes of forward transitions $[(C_P, A_P) \xrightarrow{\alpha} (C_Q, A_Q)]$, are the events. The equivalence classes of backward transitions $[(C_P, A_P) \xrightarrow{\alpha} (C_Q, A_Q)]$, are the reverse events.*

Given $\gamma = \alpha_1 \cdots \alpha_n \in (\text{Lab} \uplus \underline{\text{Lab}})^*$, a sequence of transitions $(C_0, A_0) \xrightarrow{\alpha_1} \cdots \xrightarrow{\alpha_n} (C_n, A_n)$ is written as $s : (C_0, A_0) \xrightarrow{\gamma}_* (C_n, A_n)$.

Since the transitions of program configurations in $LTSI_{CRIL} \xrightarrow{\alpha}_{\text{prog}}$ have no control for reversibility, events are substantially derived from the operations of annotation DAGs.

Definition 9. *Let \sim_{ann} be the smallest equivalence relation over operations of annotation DAGs satisfying: if $o_1 : A_P \xrightarrow{\alpha}_{\text{ann}} A_Q$, $o_2 : A_P \xrightarrow{\beta}_{\text{ann}} A_R$, $o'_2 : A_Q \xrightarrow{\beta}_{\text{ann}} A_S$, $o'_1 : A_R \xrightarrow{\alpha}_{\text{ann}} A_S$, and $\alpha \downarrow_{\text{lab}} \beta$, then $o_1 \sim o'_1$. $[A \xrightarrow{\alpha}_{\text{ann}} A']_{\text{ann}}$ and $[A \xrightarrow{\alpha}_{\text{ann}} A']_{\text{ann}}$ are the forward and backward equivalence classes by \sim_{ann} .*

Proposition 9. *For $t : (C_P, A_P) \xrightarrow{\alpha} (C_Q, A_Q)$ and $t' : (C_R, A_R) \xrightarrow{\alpha} (C_S, A_S)$, the following holds. $t \sim t'$ iff $o \sim_{\text{ann}} o'$ and $\exists \gamma. (C_P, A_P) \xrightarrow{\gamma}_* (C_R, A_R)$ where $o : A_P \xrightarrow{\alpha}_{\text{ann}} A_Q$ and $o' : A_R \xrightarrow{\alpha}_{\text{ann}} A_S$.*

Intuitively, operations for annotation DAGs are independent if they add or remove nodes and edges at unrelated places. If $o_1 \sim_{\text{ann}} o_2$, then o_1 and o_2 add or remove the same fragment of annotation DAGs to or from the nodes of the same causality. In $LTSI_{CRIL}$, the equivalence over operations of annotation DAGs is considered as an *event*. This shows that events for reversibility are consistently defined over $LTSI_{CRIL}$, meaning the operational semantics is detailed enough to give the **IRE** property as follows, which is necessary for our objectives.

Independence Respects Events (IRE)

Lemma 4 (Independence Respects Events). *Suppose $t \sim t' \iota u$. Then $t \iota u$.*

Proof. If $t \sim t'$, t has the same label as t' . Then, $t \iota u$. □

3.3.3 Causal Safety and Causal Liveness

Let $\#(s, [A \xrightarrow{a} A']_{\text{ann}})$ be the number of occurrences of transitions t in s such that $t \in [(C, A) \xrightarrow{a} (C', A')]$, minus the number of occurrences of transitions t in s such that $t \in [(C, A) \xrightarrow{a} (C', A')]$.

Using the result of [13], the properties of **SP**(Lemma 1), **BTI**(Lemma 2), **WF**, **CPI**(Lemma 3), and **IRE** (Lemma 4) make **Causal Safety (CS)** and **Causal Liveness (CL)** hold. Due to the fact that the causality is stored in the annotation DAGs, the properties can be stated in $LTSL_{CRIL}$ as below.

Theorem 1 (Causal Safety). *Whenever $(C_P, A_P) \xrightarrow{a} (C_Q, A_Q)$, $s : (C_Q, A_Q) \xrightarrow{\gamma} (C_R, A_R)$ with $\#(s, [A_P \xrightarrow{a} A_Q]_{\text{ann}}) = 0$, and $(C_S, A_S) \xrightarrow{a} (C_R, A_R)$ then $(C_P, A_P) \xrightarrow{a} (C_Q, A_Q) \iota t$ for all t in s such that $\#(s, [A_P \xrightarrow{a} A_Q]_{\text{ann}}) > 0$.*

Theorem 2 (Causal Liveness). *Whenever $(C_P, A_P) \xrightarrow{a} (C_Q, A_Q)$, $s : (C_Q, A_Q) \xrightarrow{\gamma} (C_R, A_R)$, $\#(s, [A_P \xrightarrow{a} A_Q]_{\text{ann}}) = 0$, and $(C_P, A_P) \xrightarrow{a} (C_Q, A_Q) \iota t : (C, A) \xrightarrow{b} (C', A')$ for all t in s such that $\#(s, [A \xrightarrow{a} A']) > 0$ with $(C_P, A_P) \xrightarrow{a} (C_Q, A_Q) \sim (C_S, A_S) \xrightarrow{a} (C_R, A_R)$, then we have $(C_S, A_S) \xrightarrow{a} (C_R, A_R)$ with $(C_P, A_P) \xrightarrow{a} (C_Q, A_Q) \sim (C_S, A_S) \xrightarrow{a} (C_R, A_R)$.*

Based on these properties, $LTSL_{CRIL}$ can be implemented correctly with the pointers for processes managed by a process map along with annotation DAGs as the operational semantics of CRIL.

4 Example: Airline ticketing

We show a version of the airline ticketing program [5] in CRIL in figure 6. Two agents attempt to sell three seats of an airline. This program has a data race for variable `seats` of the remaining seats because two agents may check the remaining seats simultaneously before making sales. Since the data race does not always happen, it is useful to roll back to the point where checking remaining seats is insufficient. Here, `agent1` and `agent2` are used to record the number of tickets sold by each agent.

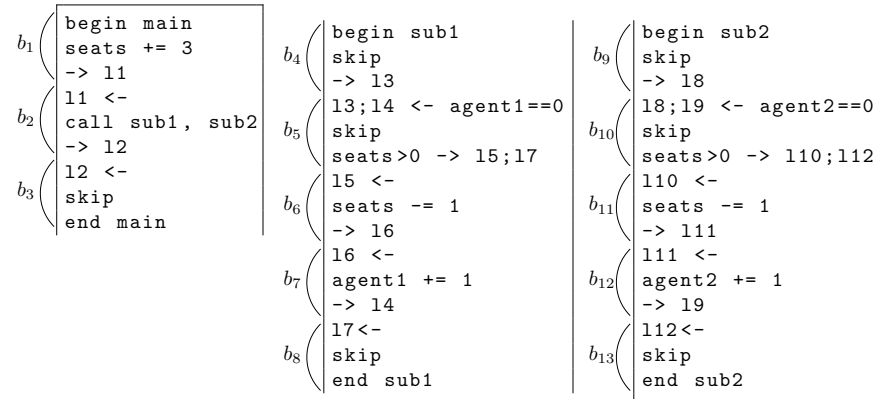


Figure 6: An airline ticketing program in CRIL

basic block	seats	agent1	agent2
(ε, 0)	b_1	3	0
(ε, 1)	b_2	3	0
(1, 0)	b_4	3	0
(2, 0)	b_9	3	0
(1, 1)	b_5	3	0
(1, 2)	b_6	2	0
(1, 3)	b_7	2	1
(2, 1)	b_{10}	2	1
(2, 2)	b_{11}	1	1
(2, 3)	b_{12}	1	1
(2, 4)	b_{10}	1	1
(1, 4)	b_5	1	1
(2, 5)	b_{11}	0	1
(1, 5)	b_6	-1	1
(2, 6)	b_{12}	-1	1
(2, 7)	b_{10}	-1	1
(2, 8)	b_{13}	-1	1
(1, 6)	b_7	-1	2
(1, 7)	b_5	-1	2
(1, 8)	b_8	-1	2
(ε, 2)	b_2	-1	2
(ε, 3)	b_3	-1	2

Table 3: A faulty execution

Table 3 shows a forward execution that ends $\text{seats} = -1$. Figure 7 is the annotation DAG when terminated at ‘end main’ in b_3 . To investigate the cause of the data race, we focus on the edges labeled with seats . The solid edges indicate that seats is written in $(\epsilon, 0)$, $(1, 2)$, $(2, 2)$, $(2, 5)$, and $(1, 5)$. In particular, seats defined at $(2, 2)$ is used to update by processes 2 and 3 to cause the data race. (The steps in bold are involved in the problem.) To resolve the data race, each value of seats should be checked exactly once, except for the last value of seats .

Figure 8 shows the airline program where sub1 and sub2 are replaced by those with the V-P operations. The parameter of the V-P operations works as a semaphore to check and update seats as a critical region. Figure 9 is the annotation DAG by the forward execution with sub1 done first once and then sub2 done twice. Process 1 executes b'_5 setting $\text{semaphore} = 1$ at $(1, 1)$ first. (sem is for semaphore in the figure.) This prevents process 2 executing b'_{10} at $(2, 1)$ since semaphore must be 0. Backwards, b'_{14} and b'_{15} work as V semaphore. In the backward execution, the order of basic blocks is stored in the annotation DAG. It works as follows:

- The sequence of $\xrightarrow{\text{sem}}$ is alternatively from V and P operations in the forward execution. $\perp \xrightarrow{\text{sem}} (1, 1)$ is by b'_5 and $(1, 1) \xrightarrow{\text{sem}} (1, 3)$ by b'_{14} , \dots , $(1, 3) \xrightarrow{\text{sem}} (2, 1)$ by b'_{10} , $(2, 1) \xrightarrow{\text{sem}} (2, 3)$ by b'_{15} , \dots .
- When $\text{seats} = 0$, semaphore is released with no operation. $(2, 7) \xrightarrow{\text{sem}} (1, 5) \xrightarrow{\text{sem}} (1, 6)$ by b'_5 and b'_8 and $(1, 6) \xrightarrow{\text{sem}} (2, 9) \xrightarrow{\text{sem}} (2, 10)$ by b'_{10} and b'_{13} .
- In backward, sub2 is ready since $(2, 10)$ is last(E_W, sem).
- Then, sub1 is done with no operation and $(2, 7)$ is P in sub2. The order of V and P is kept until reaching \perp .

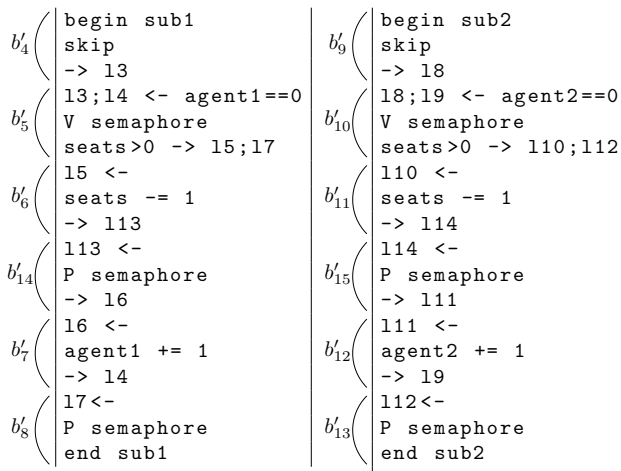


Figure 8: An airline ticketing with semaphore

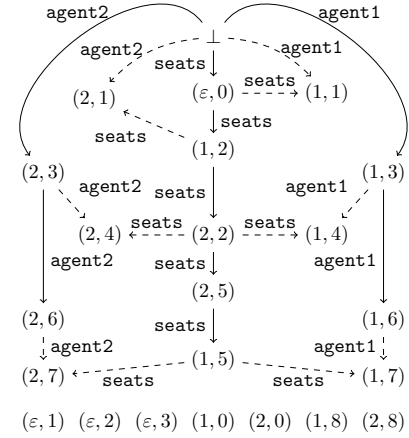


Figure 7: The annotation DAG after the forward execution with the data race




Figure 9: The annotation DAG after the forward execution with semaphore

5 Concluding remarks

We have proposed CRIL as a reversible concurrent intermediate language. CRIL is an extension of RIL [16] to enable running multiple subroutines as processes running in parallel. CRIL is intended to be fairly low-level in that each instruction is at a level similar to the three-address codes to mediate the translation from a high-level program to a machine-oriented code. The operational semantics of CRIL defined as $LTSI_{CRIL}$ is shown to have the properties of Causal Safety and Causal Liveness under the independence of concurrent processes and shared memory update. By the result of [13], $LTSI_{CRIL}$ also satisfies other properties: Parabolic lemma, Causal Consistency, Unique Transition, and Independence of Diamonds.

As related work, [1] provides a compiler from ROOPL++ to PISA [22] with no intermediate language, where the translation from an object-oriented source program to the low-level PISA code is a big task. [6] proposes an annotation to a concurrent imperative program while executing forward, where the annotation is attached directly to the source program for reversing the execution. [7] investigates its properties of reversibility. CRIL uses a similar idea as Hoey's, but CRIL is at a rather lower level to provide a finer granularity for detailed analysis in translation, such as optimization. [8] presents a collection of simple stack machines with a fork and merge mechanism, where the causality is embedded in the runtime.

For future work, we have focused only on the fundamental properties. We will investigate further how more properties in reversibility contribute to behavioral analysis for concurrent programs. Currently, the dependency of the heap memory M is treated as one memory resource. More detailed dependency is necessary for practical use. Deriving the optimization technique in the front-end part of compilers is future work via the reversible version of SSA, such as RSSA [17] for concurrent imperative programs. CRIL is based on the shared memory model. Incorporating channel-based communications is also future work to use for the message-passing model like Erlang [12].

Acknowledgement We thank Dr. Irek Ulidowski of the University of Leicester for giving valuable suggestions to the draft. We also thank Prof. Nobuko Yoshida of the University of Oxford, Prof. Hiroyuki Seki, Prof. Koji Nakazawa, and Prof. Yuichi Kaji of Nagoya University for fruitful discussions. We thank the anonymous reviewers for providing fruitful comments. This work is supported by JSPS Kakenhi 21H03415.

References

- [1] Martin Holm Cservenka, Robert Glück, Tue Haulund & Torben Ægidius Mogensen (2018): *Data Structures and Dynamic Memory Management in Reversible Languages*. In: *Reversible Computation - 10th International Conference, RC 2018, Leicester, UK, September 12-14, 2018, Proceedings, Lecture Notes in Computer Science* 11106, Springer, pp. 269–285, doi:10.1007/978-3-319-99498-7_19.
- [2] Vincent Danos & Jean Krivine (2004): *Reversible Communicating Systems*. In: *CONCUR 2004 - Concurrency Theory, 15th International Conference, London, UK, August 31 - September 3, 2004, Proceedings, Lecture Notes in Computer Science* 3170, Springer, pp. 292–307, doi:10.1007/978-3-540-28644-8_19.
- [3] Niklas Deworetzki, Martin Kutrib, Uwe Meyer & Pia-Doreen Ritzke (2022): *Optimizing Reversible Programs*. In: *RC 2022, Lecture Notes in Computer Science* 13354, Springer, pp. 224–238, doi:10.1007/978-3-031-09005-9_16.
- [4] Lasse Hay-Schmidt, Robert Glück, Martin Holm Cservenka & Tue Haulund (2021): *Towards a Unified Language Architecture for Reversible Object-Oriented Programming*. In: *Reversible Computation - 13th*

- International Conference, RC 2021, Virtual Event, July 7-8, 2021, Proceedings, Lecture Notes in Computer Science 12805*, Springer, pp. 96–106, doi:10.1007/978-3-030-79837-6_6.
- [5] James Hoey, Ivan Lanese, Naoki Nishida, Irek Ulidowski & Germán Vidal (2020): *A Case Study for Reversible Computing: Reversible Debugging of Concurrent Programs*. In: *Reversible Computation: Extending Horizons of Computing - Selected Results of the COST Action IC1405, Lecture Notes in Computer Science 12070*, Springer, pp. 108–127, doi:10.1007/978-3-030-47361-7_5.
 - [6] James Hoey & Irek Ulidowski (2022): *Reversing an imperative concurrent programming language*. *Sci. Comput. Program.* 223, p. 102873, doi:10.1016/j.scico.2022.102873.
 - [7] James Hoey & Irek Ulidowski (2022): *Towards Causal-Consistent Reversibility of Imperative Concurrent Programs*. In: *Reversible Computation - 14th International Conference, RC 2022, Urbino, Italy, July 5-6, 2022, Proceedings, Lecture Notes in Computer Science 13354*, Springer, pp. 213–223, doi:10.1007/978-3-031-09005-9_15.
 - [8] Takashi Ikeda & Shoji Yuen (2020): *A Reversible Runtime Environment for Parallel Programs*. In: *RC 2020, Lecture Notes in Computer Science 12227*, Springer, pp. 272–279, doi:10.1007/978-3-030-52482-1_18.
 - [9] Martin Kutrib, Uwe Meyer, Niklas Deworetzki & Marc Schuster (2021): *Compiling Janus to RSSA*. In: *Reversible Computation - 13th International Conference, RC 2021, Virtual Event, July 7-8, 2021, Proceedings, Lecture Notes in Computer Science 12805*, Springer, pp. 64–78, doi:10.1007/978-3-030-79837-6_4.
 - [10] Ivan Lanese, Doriana Medic & Claudio Antares Mezzina (2021): *Static versus dynamic reversibility in CCS*. *Acta Informatica* 58(1-2), pp. 1–34, doi:10.1007/s00236-019-00346-6.
 - [11] Ivan Lanese, Claudio Antares Mezzina & Jean-Bernard Stefani (2010): *Reversing Higher-Order Pi*. In: *CONCUR 2010, Lecture Notes in Computer Science 6269*, Springer, pp. 478–493, doi:10.1007/978-3-642-15375-4_33.
 - [12] Ivan Lanese, Naoki Nishida, Adrián Palacios & Germán Vidal (2018): *A theory of reversibility for Erlang*. *J. Log. Algebraic Methods Program.* 100, pp. 71–97, doi:10.1016/j.jlamp.2018.06.004.
 - [13] Ivan Lanese, Iain C. C. Phillips & Irek Ulidowski (2020): *An Axiomatic Approach to Reversible Computation*. In: *Proceedings of FOSSACS 2020, Lecture Notes in Computer Science 12077*, Springer, pp. 442–461, doi:10.1007/978-3-030-45231-5_23. (The full version is at <https://arxiv.org/abs/2307.13360>.)
 - [14] Chris Lattner & Vikram S. Adve (2004): *LLVM: A Compilation Framework for Lifelong Program Analysis & Transformation*. In: *2nd IEEE / ACM International Symposium on Code Generation and Optimization (CGO 2004), 20-24 March 2004, San Jose, CA, USA*, IEEE Computer Society, pp. 75–88, doi:10.1109/CGO.2004.1281665.
 - [15] Hernán C. Melgratti, Claudio Antares Mezzina & G. Michele Pinna (2021): *A distributed operational view of Reversible Prime Event Structures*. In: *36th Annual ACM/IEEE Symposium on Logic in Computer Science, LICS 2021, Rome, Italy, June 29 - July 2, 2021*, IEEE, pp. 1–13, doi:10.1109/LICS52264.2021.9470623.
 - [16] Torben Ægidius Mogensen (2015): *Garbage Collection for Reversible Functional Languages*. In: *Reversible Computation - 7th International Conference, RC 2015, Grenoble, France, July 16-17, 2015, Proceedings, Lecture Notes in Computer Science 9138*, Springer, pp. 79–94, doi:10.1007/978-3-319-20860-2_5.
 - [17] Torben Ægidius Mogensen (2015): *RSSA: A Reversible SSA Form*. In: *Perspectives of System Informatics - 10th International Andrei Ershov Informatics Conference, PSI 2015, Lecture Notes in Computer Science 9609*, Springer, pp. 203–217, doi:10.1007/978-3-319-41579-6_16.
 - [18] Iain Phillips & Irek Ulidowski (2014): *Event Identifier Logic*. *Math. Struct. Comput. Sci.* 24(2), doi:10.1017/S0960129513000510.
 - [19] Iain Phillips & Irek Ulidowski (2015): *Reversibility and asymmetric conflict in event structures*. *J. Log. Algebraic Methods Program.* 84(6), pp. 781–805, doi:10.1016/j.jlamp.2015.07.004.
 - [20] Iain C. C. Phillips & Irek Ulidowski (2007): *Reversing algebraic process calculi*. *J. Log. Algebraic Methods Program.* 73(1-2), pp. 70–96, doi:10.1016/j.jlap.2006.11.002.

- [21] Irek Ulidowski, Iain Phillips & Shoji Yuen (2018): *Reversing Event Structures*. *New Gener. Comput.* 36(3), pp. 281–306, doi:10.1007/s00354-018-0040-8.
- [22] Carlin Vieri (1999): *Reversible computer engineering and architecture*. Ph.D. thesis, Massachusetts Institute of Technology, Cambridge, MA, USA. Available at <https://hdl.handle.net/1721.1/80144>.
- [23] Tetsuo Yokoyama (2010): *Reversible Computation and Reversible Programming Languages*. *Electron. Notes Theor. Comput. Sci.* 253(6), pp. 71–81, doi:10.1016/j.entcs.2010.02.007.
- [24] Tetsuo Yokoyama, Holger Bock Axelsen & Robert Glück (2011): *Towards a Reversible Functional Language*. In: *RC 2011, Lecture Notes in Computer Science 7165*, Springer, pp. 14–29, doi:10.1007/978-3-642-29517-1_2.