

Mitigating Group Bias in Federated Learning for Heterogeneous Devices

Khotso Selialia, Yasra Chandio, Fatima M. Anwar
University of Massachusetts Amherst

Abstract

Federated Learning is emerging as a privacy-preserving model training approach in distributed edge applications. As such, most edge deployments are heterogeneous in nature i.e., their sensing capabilities and environments vary across deployments. This edge heterogeneity violates the independence and identical distribution (IID) property of local data across clients and produces biased global models i.e. models that contribute to unfair decision-making and discrimination against a particular community or a group. Existing bias mitigation techniques only focus on bias generated from label heterogeneity in non-IID data without accounting for domain variations due to feature heterogeneity and do not address global group-fairness property.

Our work proposes a group-fair FL framework that minimizes group-bias while preserving privacy and without resource utilization overhead. Our main idea is to leverage average conditional probabilities to compute a cross-domain group importance weights derived from heterogeneous training data to optimize the performance of the worst-performing group using a modified multiplicative weights update method. Additionally, we propose regularization techniques to minimize the difference between the worst and best-performing groups while making sure through our thresholding mechanism to strike a balance between bias reduction and group performance degradation. Our evaluation of human emotion recognition and image classification benchmarks assesses the fair decision-making of our framework in real-world heterogeneous settings.

1. Introduction

Federated Learning (FL) is a privacy-preserving machine learning (ML) technique that trains local models on decentralized devices which get aggregated at the server into a global model. FL is increasingly being used in critical and privacy-sensitive computer vision applications such as medical diagnosis [18, 28, 42], next-character prediction [51], activity recognition [15, 41, 49], and human emotion recognition [13, 33, 55]. Yet, increasing concerns arise over biased FL-trained models that excel for specific groups while

underperforming for others.

Such bias and discrimination can be detrimental to society and erode public trust in ML models and their applications [8]. Research has shown that racial bias towards minority groups in electronic health records is prevalent within the field of medical analysis, leading to potential disparities in the treatment received by these groups [52]. A primary cause for biased model, as cited in literature, is *label heterogeneity* in non independent and identically distributed (non-IID) data across clients. This stems from varying label distributions across clients due to the distinct environments of data collection devices [23].

In this work, we identify *feature heterogeneity* (varied features within the same group across clients) as another significant source of bias in FL models. This heterogeneity in data arises from domain variations, causing local client data failing to share similar feature distributions [36]. A common real-world domain variation is *device variation*. For example, devices with low-quality sensors/cameras may capture images with distortions such as Gaussian noise, yielding images that have different feature distributions than images taken with similar but high-quality sensors. This discrepancy in features among clients leads to group-bias. Here, "groups" are defined by shared sensitive attributes like gender, race, or label [39].

Prior work proposes several techniques to mitigate overall bias and address fairness and discrimination [14, 25, 38, 56]. While these techniques guarantee fairness with respect to *label heterogeneity*, they do not guarantee *group-fairness* in settings with domain variations [23]. Our work collectively addresses group fairness across clients with *feature heterogeneity* in data, as well as strives for fair performance across all groups within a client. Our contributions are two-fold: firstly, to illustrate the impact of domain variation on *group-bias* in real-world scenarios, we present a preliminary study examining FL *group-bias* in context of human emotion recognition [2] using human-face image data. Our study demonstrates the problem of *feature heterogeneity* towards *group-bias* [7, 50], and highlights the need for fairness not only across clients, but also at the group level to avoid discrimination against certain groups (§3).

In doing so, we propose a *group-fair* FL framework that

is built upon the idea of minimizing the worst-group performance loss. Essentially, our high-level idea is to compute *group importance weights* that represent the likelihood of data points belonging to a certain group and scale the group losses with these weights using the multiplicative update method [4]. But *importance weighting* performance vanishes due to the problem of exploding weight norms (caused by scaling the loss function with importance weights) [6] in large models with many parameters risking over-fitting. We propose neural network regularization techniques [40] for *Regularized Multiplicative Update (MWR)* to overcome this failure and to mitigate *group-bias*. We also propose a method for determining the performance thresholds for the worst- and best-performing groups. These thresholds ensure that the worst-performance group achieves at least a certain level of performance while the performance of the well-performing group does not fall below a given threshold. We summarize our contributions below.

Enabling Privacy-preserving Group Fairness: We highlight the notion of group fairness across clients in FL settings and propose a Multiplicative Weight (MW) update method to mitigate bias due to feature-heterogeneity. Our approach requires an estimate of the global group importance weights, which we compute as a mixture of cross-domain likelihood estimates of heterogeneous local data across clients in a privacy-preserving manner.

Ensuring Optimality through Regularization: We extend our approach by incorporating L1 regularization technique to increase its effectiveness in mitigating group bias, which we call Multiplicative Weight update with Regularization (MWR). It combats diverging weight norms that fail to converge to a model that optimizes worst group performance.

Satisfying Worst- and Best-group Performance: We propose a group performance threshold mechanism that assesses the importance of each group’s performance. We then ensure that MWR optimizes the accuracy of the worst-performing group to a desirable level while maintaining the accuracy of the best-performing group.

Implementation and Evaluation (*code will be open-sourced upon publication*): We implement and evaluate the *MWR* method against existing methods on real-world human emotion recognition (CAER-S [31]) and state-of-the-art image classification benchmark datasets (CIFAR10 [27], MNIST [29], and FashionMNIST [54]). Our findings show that *MWR* outperforms baseline methods, boosting accuracy of the worst group’s accuracy from 3% to 25% without substantially degrading the best group’s performance.

2. Related Work

In this section, we provide a brief overview of bias studies in ML in general as well as group bias in FL.

Bias in Machine Learning. The concept of *bias*

in ML refers to a model’s tendency of favoring or pre-disposition towards a particular individual or group in decision-making. Consequently, biased ML models and their decision-making become unfair towards certain groups [37]. The most common sources of this bias in centralized learning settings include *prejudice*, *underestimation*, and *negative legacy* [1]. Several techniques have been adopted to mitigate this bias in ML applications [19, 21, 25, 26, 35, 43, 57]. Despite the effectiveness of these techniques in mitigating bias in centralized learning, they can not be directly utilized in FL settings because they need to access features of all data across clients, making it difficult to apply bias elimination techniques without compromising data privacy.

Group Bias. A group is defined as a subset of data with samples categorized by a specific sensitive attribute such as race, gender, class or label [8]. In this work, the notion of group is based on partitioning data with respect to classes or labels. For example, in human emotion recognition, all images that are labeled “happy” are in the group “happy”. *Group bias* in FL is the difference in classification performance among groups based on a shared global model.

Mitigating Bias. Techniques such as data preprocessing, algorithmic fairness, and fairness-aware model training [5, 14, 24, 25, 56] have been proposed to mitigate overall bias to address fairness and discrimination. Prior work on bias mitigation can be divided into three categories: (1) *client-fairness* aims to maintain similar performances for all clients participating, regardless of their domain differences [38]; (2) *collaborative-fairness* makes rewards proportional to each client’s relative contribution to the federated learning process [16]; (3) *group-fairness* develops models and applications that maintain similar performances for individual groups across clients in heterogeneous scenarios [10, 58]. However, these techniques mostly focus on solving bias in *label heterogeneity* scenarios without accounting for cases where local data features across clients are heterogeneous and do not guarantee *group-fairness*.

3. Preliminary Study

This section presents an analysis of *group-bias* resulting from heterogeneous feature distributions in local data across clients. This study uses a commonly used aggregation baseline for training a global model called Federated Averaging (FedAvg [32]).

3.1. Experimental Setup

Applications and Datasets. We employed the CAER-Net model for emotion recognition on the CAER-S dataset [31] with 70K face images across 7 emotion labels. Additionally, we used the ResNet model [22] for image classification on CIFAR10 dataset [27] (10 labels with 5K images per label) to compare *group-bias* with existing work on bias mitigation. We use a standard split of 50K/10K (train/test) for

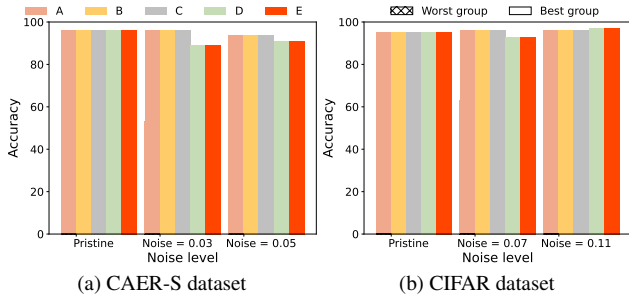


Figure 1. *Comparing worst (patterned bottom bar) and best (top stacked bar) group performance with varying noise levels on CAER-S and CIFAR10 dataset. "Noise = x" quantifies the Gaussian noise with variance x only on client D and E.*

CIFAR10 and 49K/21K for CAER-S. CAER-Net parameters are calibrated to match the centralized learning performance in [31]. Client settings include a mini-batch size of 128, 5 local epochs, and a learning rate of 0.01, with 7 and 4 training rounds for CAER-S and CIFAR10, respectively.

Heterogeneous Feature Distributions. We add noise to mimic real-world distorted images that fail to share the same feature distribution with the pristine training images [20, 44, 47]. In particular, we add Gaussian noise (GN) with a standard deviation greater than or equal to 0.03, consistent with the real-world deployments [36]. We created two different distortion levels in each dataset across five clients. Three clients (A, B, C) duplicate without distortions, while the other two clients (D, E) duplicate with data with GN of variance $var \in \{0.03, 0.05, 0.07, 0.11\}$.

3.2. Key Findings

Non-IID Study. To show the FL model’s unfairness, we investigate how the biased global model treats local groups on each client differently. The resulting global model is evaluated on each client’s local test data (with a similar distortion level as the training data) by comparing the accuracy of the best group with the worst group. Figures 1a and 1b demonstrate *group-bias* on the CAER-S and CIFAR10 datasets. The model performs differently in recognizing local groups per client, quantified by the difference between the best and worst group performances. As the distortion level of samples on client D and E increases, the difference between best and worst group performances increases. This indicates that heterogeneous local features across clients lead to local group-bias, and the model becomes more biased towards certain groups at the cost of worsening performance for already biased groups.

Limitation of Federated Averaging. Next, we empirically study how heterogeneous local data distributions impact local model weights. We extract the weights of the last linear layer of each local model across clients when the global model is ready. Figure 2 presents distribution histograms of each client’s local model weights of the final linear layer.

In Figures 2a and 2b, we observe that the distributions

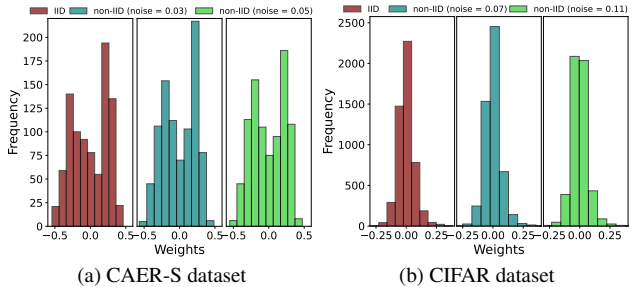


Figure 2. *Weight distribution of fully connected layer on CAER-S and CIFAR10 dataset. Red bars represent local models in IID settings with pristine images across all clients. Blue and green bars show the clients with non-IID settings. "noise = x" quantifies the Gaussian noise with variance x on non-IID clients.*

of local weights differ across clients during local training. In 2b, for instance, the distribution of weights for a model trained with IID settings shows that zero weight occurs more frequently than clients with non-IID settings. The total frequency of weight with value 0 is 2250 for IID clients (brown) but 2000 for non-IID clients (green). Another important observation is that non-IID clients’ feature distribution is more uniform than IID clients. As the feature heterogeneity increases across clients, the distribution of groups changes, which impacts overall performance even on the clients with no distortions.

Our non-IID study and problems in typical federated averaging schemes show that even on two different applications and datasets, the same unfair model behavior is produced by domain-varying heterogeneous scenarios. For this reason, there is a need for bias mitigation methods to reduce the existence of severe consequences such as the model’s performance degradation in critical applications such as human emotion recognition and failure to adapt to dynamic environments with heterogeneous settings.

4. Methodology

The core idea of our work is to mitigate bias due to feature heterogeneity across clients while preventing data leakage and achieving fair performance across groups. In this section, we first formally define our problem and then present our approach to improving the worst group performance while maintaining the best group performance.

4.1. Problem Statement and Workflow

Our setup assumes n samples, each defined by a 4-tuple $D = \{(x_i, y_i, g_i, c_i)\}_{i=1}^n$, drawn from a distribution $P(X, Y, G, C)$. In this tuple, $x_i \in X$ represents training images, $y_i \in Y$ are corresponding targets, $g_i \in G$ indicates group membership of x_i , and c_i is a client on which (x_i, y_i) resides. With the existence of *heterogeneous feature distributions* across clients, the main goal of this work is to derive a model h_θ (with respect to parameters θ) that reduces *group bias* for each client by satisfying the objective:

Algorithm 1 MW group-fairness in Federated Learning

- 1: **Input:** $D = \{(x_i, y_i, g_i, c_i)\}_{i=1}^n$, global adversary learning rate η_μ , iteration count T , model class H .
Let $\epsilon_g \leftarrow \frac{1}{|G_g|} \sum_{(x,y) \in G_g} \mathcal{L}(h_\theta(x), y)$; (for each c_i)
 - 2: Initialize $\lambda_{g0} \leftarrow P(G = g)$ and Θ_0 randomly.
 - 3: **for** $t = 1$ **to** T **do**
 - 4: **for** each client $c \in C$ **do**
 - 5: **Compute** $w_g^t \leftarrow \frac{\lambda_{gt}}{P(G=g)}$
 - 6: **Find** $h_{tc} \leftarrow \arg \min_{h \in H} \sum_g w_g^t \cdot \epsilon_g(h)$
 - 7: **Update** $\lambda_{gt} \leftarrow \lambda_{gt} \cdot \exp(\eta_\mu \cdot \epsilon_g(h_\theta))$
 - 8: **Send** $h_{tc} (\Theta_t^c)$ to the server.
 - 9: Server **computes:** $\theta_t \leftarrow \sum_{c \in C} \frac{n_c}{n} \theta_t^c$
- Output:** Uniform distribution over the set of models h_1, \dots, h_T with parameters $\Theta_1, \dots, \Theta_T$, respectively
-

$$\mathcal{L}(h_\theta) = \arg \min_h \frac{1}{|C|} \sum_{c=1}^{|C|} \mathcal{L}_c(h_\theta(x), y) \quad (1)$$

where $\mathcal{L}_c(h_\theta) = \mathbb{E}_{(x,y) \sim D_k} [\sum_{g=1}^{|G|} w_g \ell_g(h_\theta(x), y)]$ is the empirical loss of client c as a linear combination of group empirical losses $\ell_g(h_\theta(x), y)$ weighted by *group importance* w_g , which is a function of input features x : $\frac{q(x)}{p(x)}$. $p(x)$ and $q(x)$ are training and test distributions in D , respectively.

We learn w_g as an aggregation across all the per-client global group importance weights w_{gc} , $\forall g \in G, c \in C$. Each w_{gc} is utilized to learn a local model, $h_{\theta c}$, that minimizes the empirical loss of the *worst-performing* group. On the server side, $h_{\theta c}$ from all the clients be received and aggregated into a global model h_θ .

Workflow. We illustrate the end-to-end workflow for training using the proposed approach in Figure 3.

❶ In FL, the server selects a certain number of clients from the available clients based on certain attributes such as computation power and memory capacity. In our setup, the server selects all the available clients in each round to avoid the effect of client sampling bias [9, 53, 59]. Finally, the server distributes copies of the global model to the clients.

❷-❹ On the client side, each client extracts features and generates feature maps that are used to compute group importance weights w_g . We describe the details of computing the weights in a privacy-preserving manner in § 4.2. Each client shares the local likelihood mixture for all the groups with the server in addition to the local model.

❺ In the next step, we update the standard multiplicative weight update method with regularization technique to ensure that optimal solution is achieved (§ 4.3).

❻ Finally, the server selects performance thresholds for the best and the worst performing groups and sends them to the clients in the next round with model update (§ 4.4).

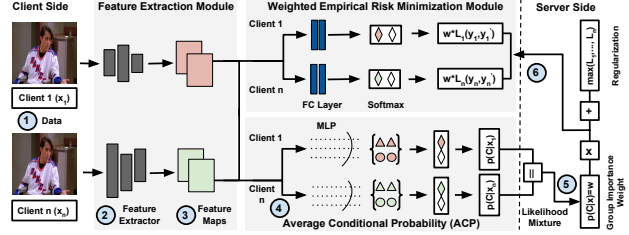


Figure 3. *Overview of the proposed approach.*

4.2. Enabling Privacy-preserving Group Fairness

The core idea of our approach is to normalize the losses by the group importance weights, w_g , as outlined in Equation 1. The group importance weights can be easily computed if the information about the data across all the clients is known at a single location, such as in centralized learning [17]. In FL settings, such a global view is not present at the server or any of the clients. Therefore, we need to estimate w_g while preserving the privacy of the client data. To solve this problem, our solution estimates an approximate denominator of w_g using group likelihoods mixture across clients, which is performed in two steps described next.

First, each client performs feature extraction on its local data and generates corresponding feature maps for individual groups using a deep neural network consisting of convolution and fully-connected layers. Convolutional layers reduce group data dimension by generating feature maps via sliding convolution layer’s kernels across input images to extract their important features. The generated feature maps are transformed into a column vector of logits, which are used to compute group likelihood mixture at each client. To do so, we forward mini-batch features through the *Softmax* function and then compute the average likelihood for each group in a batch. We maintain these mini-batch average likelihoods and select the one that corresponds to the mini-batch that yields the minimum loss. Each client then shares its group average likelihood estimates with the server.

Second, the server uses per-client group average likelihood estimates to compute each group’s global average likelihood using *law of total probability*. For an event space $\{C_1, C_2, \dots, C_n\}$ with $P(C_i) > 0$ for all i ,

$$P(G = g) = \sum_{i=1}^n P(G = g|C_i)P(C_i). \quad (2)$$

where $P(G = g|C_i)$ denotes per-group likelihood estimates per client, and $P(C_i)$ is the likelihood of a client participating in FL. In our case, $P(C_i)$ is the same for all clients as all devices participate in each round of training. Furthermore, we use the law of total probability since one client’s participation does not depend on another client’s involvement in the training. Once the likelihood mixture is known, we use the multiplicative weight (MW) algorithm and $p(x)$ to compute g_w that minimizes group losses on each server. Next, the server distributes the group likelihood mixtures to all the clients, which they use to compute

Algorithm 2 Selecting Worst-group Accuracy Threshold

- 1: **Input:** $PLow_T^{C_i}, PHigh_T^{C_i}, wt_{T-1}$
 - 2: $PLow_T \leftarrow \min(List(PLow_T^{C_i}))$
 - 3: $PHigh_T \leftarrow \text{mean}(List(PHigh_T^{C_i}))$
 - 4: $wt_T \leftarrow PLow_T + (PHigh_T - ALow_T) \cdot wt_{T-1}$
 - 5: **return** wt_T
-

$q(x)$. To fully safeguard clients' data privacy, the clients and the server share the required information by only revealing differentially private likelihood estimates.

To solve the problem of group bias, we modify MW algorithm and cast it as a constrained optimization problem with an objective of improving worst-performing group accuracy, similar to centralized learning setting [11]. Algorithm 1 details the workings of MW algorithm. We assign each client with groups during the local learning process; a set of n classes for the underlying application. The constraints of the optimization problem comprise of all the decisions made by the local and global models for groups assigned to clients, which are met if the global model performs well in classifying these groups.

To check the constraints in each local training iteration, we use image features in the training dataset to select appropriate groups. We then associate decisions made by each local model with an empirical risk that quantifies how well a decision made by the local model satisfies the constraints. In the long run, we minimize the overall risk of the global model by ensuring that each local model incurs a low per-group risk. Therefore, we track the global weight for each group and choose groups randomly with probability proportional to each group's weights. In each iteration, we update g_w via the MW algorithm by multiplying their numerator $q(x)$ with factors that depend on the risk of the associated decision while maintaining the denominator $p(x)$ fixed as in $\frac{\lambda \cdot \exp(\eta \cdot \ell_g(h))}{P(G=g)}$ to penalizes the costly group decisions.

4.3. Ensuring Optimality through Regularization

The multiplicative weight update algorithm relies on the concept of *importance weighting* to maximize the worst-group performance by scaling the empirical risk and the weights of a deep neural network being trained. However, the magnitude of these weights do not guarantee divergence of the loss function to an optimal solution [6]. In our setup, the model parameters θ trained using cross-entropy loss, and the SGD optimization algorithm converge in direction $\frac{\theta_i}{\|\theta_i\|}$ to the solution of the hard-margin $y_i(\theta^T x_i + b)$ (b is the model bias) *support vector machine* [48]. If there exists θ and b that generate a hyperplane that correctly separates all data points then, with the margin definition, weighting the loss function (indirectly scaling θ and b) can fool the system by choosing scaled versions of θ and b that lead to an inconsistent margin. Instead of applying *importance weighting*

Algorithm 3 Selecting Best-group Accuracy Threshold

- 1: **Input:** $PLow_T^{C_i}, PHigh_T^{C_i}, bt_{T-1}$
 - 2: $PLow_T \leftarrow \min(List(PLow_T^{C_i}))$
 - 3: $PHigh_T \leftarrow \text{mean}(List(PHigh_T^{C_i}))$
 - 4: $bt_T \leftarrow PLow_T + (PHigh_T - ALow_T) \cdot bt_{T-1}$
 - 5: **return** bt_T
-

on the empirical risk, we minimize the following objective for each client k ,

$$\sum_{i=1}^n \mathcal{L}_k(h_\theta(x_i), y_i) + \underbrace{\frac{\lambda}{m} \sum_{j=1}^m \|\theta_j\|}_{\text{L1 regularizer}}. \quad (3)$$

Since the optimization problem with *importance weighting* is vulnerable to scaling weights and biases, we regularize the norm of θ to increase the margin and prevent it from increasing due to scaling, referred to as MWR algorithm.

4.4. Satisfying Performance Thresholds

Finally, we determine performance thresholds for the *worst-* and *best-performance* groups, which the bias mitigation algorithm should satisfy. We reevaluate the worst- and best-performance groups for each client in each round as their distributions may change over time. To maintain privacy, the server collects limited statistical information from the groups' performance of each client at the end of each round. Specifically, client C_i at round T relays the accuracy metrics of its worst ($PLow_T^{C_i}$) and best ($PHigh_T^{C_i}$) performing groups to the server. The server computes the worst-performance by using the minimum performance ($PLow_T$) from the list made of $PLow_T^{C_i}$ across all clients and select the maximum performance ($PHigh_T$) as the 80% percentile performance from the list of $PLow_T^{C_i}$ instead of the max value, as noisy samples could have abnormally high performance and to the misjudge of performance distribution as proposed in [46] for threshold selections.

Given this metadata, the worst-performance threshold computation is as described in Algorithm 2. The module measures the performance low ($PLow_T$) and performance high value ($PHigh_T$) to estimate the current range of worst-group performance values of the all clients (Lines 2 and 3). The module then outputs the worst-group performance threshold of the current round (wt_T) by calculating the linear interpolation between ($ALow_T$) and ($PHigh_T$) as $wt_T \leftarrow PLow_T + (PHigh_T - PLow_T) \cdot pt_{T-1}$. We initialize wt_T as 0.0 since it is the least attainable accuracy.

Likewise, we compute the groups' best-performance threshold by using the minimum performance ($PLow_T$) from the list made of $PHigh_T^{C_i}$ across all clients and select the maximum performance ($PHigh_T$) as the 80% percentile performance from the list of $PHigh_T^{C_i}$. With these metadata, the best-performance threshold computation is as described in Algorithm 3. The module measures the

performance low ($PLow_T$) and performance high value ($PHigh_T$) to estimate the current range of worst-group performance values of the all clients (Lines 2 and 3). The module then outputs the best-group performance threshold of the current round (bt_T) by calculating the linear interpolation between ($PLow_T$) and ($PHigh_T$) as $bt_T \leftarrow PLow_T + (PHigh_T - PLow_T) \cdot bt_{T-1}$. We initialize bt_T as 100.0 since it the maximum attainable accuracy.

5. Evaluation

In this section, we evaluate our Multiplicative Weight (MW) update and *Multiplicative Weight update with Regularization* (MWR) group-bias mitigating techniques on four datasets: human emotion recognition (CAER-S) and image classification (CIFAR10, MNIST, and FashionMNIST). We benchmark our approach against the standard bias mitigation techniques in FL.

5.1. Experiment Testbed

Our evaluation setup uses the same number of clients, data partitioning scheme, and other learning components (such as learning rate, train/test split, batch size, epochs, rounds) described in §3.1 unless stated otherwise.

Baseline. We compare our approach against three categories, evaluating bias reduction and the overall model performance. FedAvg, common learning scheme in FL (*FL baseline category*). Agnostic Federated Learning (AFL) [38], used for bias mitigation (*FL bias-reduction category*), allows the global model to adapt to any intended data distribution, even with diverse local data distributions spanning multiple clients. FedNTD [30] addresses data heterogeneity by managing the global model’s memory loss (*FL heterogeneity category*). To ensure impartial evaluation, we meticulously calibrate hyperparameters across datasets, ensuring the convergence of the global model.

Hyperparameter Tuning for MW and MWR . We use the same experimental setup as FedAvg, AFL, and FedNTD. However, to apply MW update algorithm per-group loss, we set the value of η_μ (see Algorithm 1) to different values in the set $\{0.01, 0.02, 0.001, 0.0001\}$ based on the level of Gaussian noise in data partitions. Finally, MWR uses an $L1$ regularization parameter of 0.00001 for all datasets.

5.2. Efficacy and Robustness Analysis

We next experimentally evaluate the efficacy and robustness of our vanilla approach MW , our advanced MWR group-bias mitigation technique, and the baselines.

5.2.1 Effect on Group Bias

We evaluate MW and MWR ’s group-bias mitigation effectiveness using: (i) *best- and worst- group performance*,

(ii) *group variance per client*, and (iii) *average group accuracy per client* on three datasets on *low-grade distortion* mimicking common real-world heterogeneity [23].

Figure 4 presents the accuracy for the worst- and best-performing groups on our benchmark datasets with low-grade distortion suitable for the corresponding dataset. In Figure 4a we can see the difference between worst- and best-performing on the CAER-S dataset. Our vanilla MW approach improves the worst group accuracy over FedAvg by 13% and 30% for groups with 0 variance noise (A, B, and C) and 0.03 variance noise (D and E), respectively. We observe a similar performance over AFL and FedNTD for the first 3 groups and more than 15% improvement for the D and E groups. However, MW reduces the best group accuracy by $\sim 1\%$ for groups with low Gaussian noise variance. Applying regularization in MWR solves this problem and improves the worst and best group accuracies. In Figure 4b, we show group accuracies on the CIFAR10 dataset; the vanilla MW approach performs similarly to the CAER-S dataset. However, the MWR approach significantly improves the worst group accuracy by 10% for groups with high noise variance. In Figure 4c, we see that all the baselines improved the accuracy for all groups while our approach MWR struggled due to nuances of MNIST. The results suggest that the increased noise levels might influence the accuracy performance, and one might expect to see a decreasing trend in the average worst-off group accuracies when the noise levels are elevated. However, no consistent trend is observed when the noise level gradually increases. This means that even when increased, the noise level doesn’t necessarily degrade the performance linearly or in a predictable pattern for the worst-off groups. Instead, the model’s performance remains relatively resilient, and the proposed MWR method, particularly, shows robustness in mitigating group-bias even under higher feature heterogeneity or distortion levels. It should be noted that the goal is to maintain the same best group performance while improving the worst group performance. Any improvements are the added benefits of our approach.

Table 1 shows the variance in accuracy performance on low-grade noise across baselines, MW , and MWR on CAER-S, CIFAR10 and MNIST datasets. Variance is a measure of data spread, and a lower variance implies a higher fairness capability for a group-bias mitigation method [12]. MWR approach mitigates group-bias by minimizing the individual group accuracy variance for each client on unprivileged groups with distorted data and groups without distortions. During model aggregation, FedAvg fails to improve the performance of unprivileged groups because it focuses more attention on majority groups [39]. This implies that the performance of the already struggling groups will be compromised due to the presence of distortions in the data points of these groups. Furthermore, our

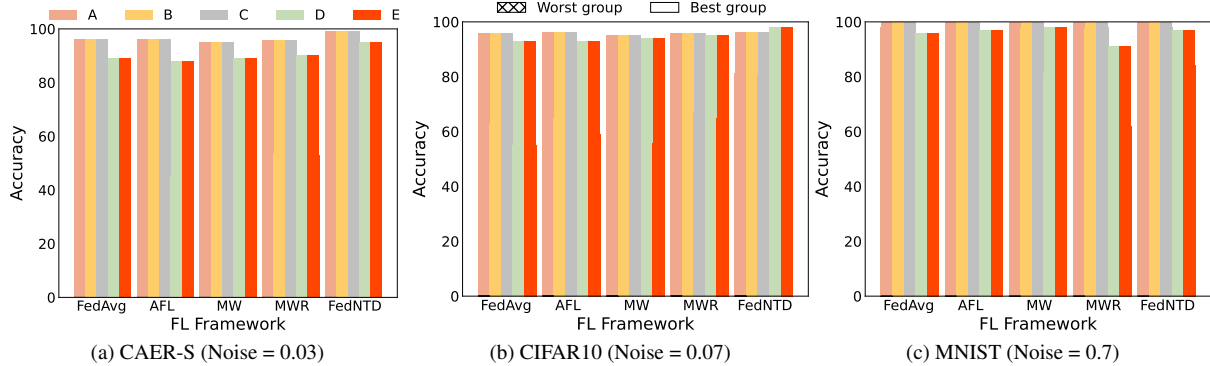


Figure 4. Comparing worst (patterned bottom bar) and best (top stacked bar) group performance of our frameworks against FL benchmarks on CAER-S, CIFAR10, and MNIST datasets with low-grade distortion. "Noise = x " quantifies the Gaussian noise with variance x only on client D and E.

Table 1. Accuracy and Variance of group per client for MW, MWR, and the baselines. Low-grade noise (on client D and E) demonstrates the efficacy of our approach and high-grade noise highlights the robustness of our approach. Higher accuracy means a higher utility for a model. Lower variance means a higher fairness capability (the highest accuracy with the lowest variance is highlighted in bold).

Dataset	Method	Group Accuracy/Variance with low-grade noise					Group Accuracy/Variance with high-grade noise				
		A	B	C	D	E	A	B	C	D	E
CIFAR10	FedAvg	85.51/100.72	85.51/100.72	85.51/100.72	79/139.55	79/139.55	84.20/91.73	84.20/91.73	84.20/91.73	66.70/334.67	66.70/334.67
	AFL	84.51/84.72	84.51/84.72	84.51/84.72	79.40/122.26	79.40/122.26	82.50/160.72	82.50/160.72	82.50/160.72	68.20/324.40	68.20/324.40
	FedNDT	91.10/27.21	91.10/27.21	91.10/27.21	73/293.33	73/293.33	89.50/26.94	89.50/26.94	89.50/26.94	50.60/602.48	50.60/602.48
	MW	88.67/88.67	88.67/88.67	88.67/88.67	80.30/168.67	80.30/168.67	84.80/79.56	84.80/79.56	84.80/79.56	71/253.55	71/253.55
	MWR	85.70/80.45	85.70/80.45	85.70/80.45	83.30/102.67	83.30/102.67	84.50/69.38	84.50/69.38	84.50/69.38	70/258.76	70/258.76
CAER-S	FedAvg	76.57/231.28	76.57/231.28	76.57/231.28	68.57/266.95	68.57/266.95	76.85/194.81	76.85/194.81	76.85/194.81	63/306.66	63/306.66
	AFL	76.71/208.91	76.71/208.91	76.71/208.91	67.42/302.619	67.42/302.619	75.28/241.90	75.28/241.90	75.28/241.90	62.57/347.95	62.57/347.95
	FedNDT	77.71/218	77.71/218	77.71/218	70/405	70/405	76/286.66	76/286.66	76/286.66	63.85/419.47	63.85/419.47
	MW	78.42/172.28	78.42/172.28	78.42/172.28	72/170.66	72/170.66	74.57/227.61	74.57/227.61	74.57/227.61	59.71/414.23	59.71/414.23
	MWR	79.85/215.14	79.85/215.14	79.85/215.14	73.57/200.28	73.57/200.28	79.28/168.23	79.28/168.23	79.28/168.23	70.42/135.28	70.42/135.28
MNIST	FedAvg	99/0.22	99/0.22	99/0.22	91/22.48	91/22.48	98.80/0.62	98.80/0.62	98.80/0.62	81.10/96.32	81.10/96.32
	AFL	99.10/0.54	99.10/0.54	99.10/0.54	92.20/26.68	92.20/26.68	89.80/0.40	89.80/0.40	89.80/0.40	81.90/64.10	81.90/64.10
	FedNDT	99/0.44	99/0.44	99/0.44	92.90/13.43	92.90/13.43	99/0.44	99/0.44	99/0.44	82.90/35.65	82.90/35.65
	MW	99/0.54	99/0.54	99/0.54	91.70/36.01	91.70/36.01	98.8/0.54	98.8/0.54	98.8/0.54	81.80/74.84	81.80/74.84
	MWR	99.10/0.32	99.10/0.32	99.10/0.32	92/14.00	92/14.00	98.90/0.84	98.90/0.84	98.90/0.84	82.10/64.54	82.10/64.54

MWR approach mitigates group-bias without compromising the overall utility (average accuracy) for all groups compared to other approaches.

Takeaway: MWR successfully reduces group-bias, as evidenced by its performance in three key metrics: best-worst group accuracy, variance, and average group accuracy.

5.2.2 Robustness of Bias Mitigation

In our prior analysis, we applied Gaussian noise with low variances simulating low-grade noise found in images from edge devices [34]. To evaluate the robustness of MWR against higher feature heterogeneity, we increase the noise level in the partitioned datasets and evaluate the performance of all the techniques using the same three metrics from the previous section. We add Gaussian noise with a 0.05, 0.11, and 1.0 variance on the CAER-S, CIFAR10, and MNIST datasets.

We assess the model performance for group-bias mitigation on high heterogeneity/distortion. Overall, the final results for the best- and worst-group accuracy with MWR technique are similar to the previous section, as shown in Figure 5. However, it is worth noting that, com-

pared to AFL and FedNDT, worst-group accuracies drop in the vanilla MW approach for the CAER-S dataset. This highlights the need for our proposed regularization, especially at high noise levels. For the CIFAR10, both MW and MWR are robust against high feature heterogeneity/distortion. Whereas, for the MNIST, FedNDT outperforms our approach, which is unsurprising since the FedNDT is optimized for MNIST.

Lastly, in Table 1, we observe that MWR, even with high-grade noise, improves the accuracy of all groups compared to baselines on CAER-S and improves the accuracy of worst-performing groups in CIFAR10. While MWR did not improve much on MNIST compared to FedNDT, it has reduced the variance overall. This shows that the group variance shifted in high-grade noise for baselines, while it reduced consistently for MWR. Therefore, all groups are optimized for a uniform performance in accuracy, even in high-grade noise. On the other hand, AFL and FedNDT optimize for individual clients without regard to optimization for individual groups. While AFL and FedNDT improve the performance of best-performing groups, we can see that they do not guarantee the accuracy of poor-

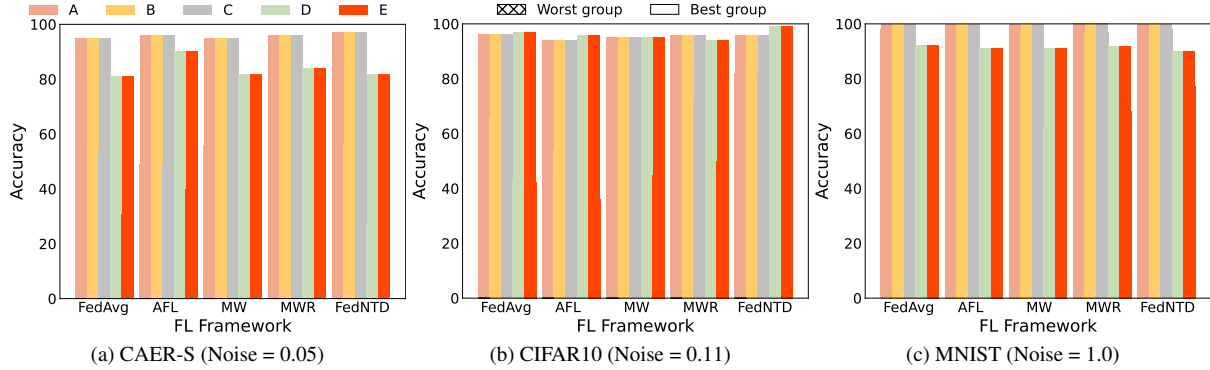


Figure 5. *Comparing worst (patterned bottom bar) and best (top stacked bar) group performance of our frameworks against FL benchmarks on CAER-S, CIFAR10, and MNIST datasets with high-grade distortion. "Noise = x " quantifies the Gaussian noise with variance x only on client D and E.*

performing groups.

Takeaway. *MWR mitigates group-bias by improving for worst-performing groups without significantly impacting the best-performing group, even with high heterogeneity.*

5.3. Privacy Analysis

This section evaluates the impact of incorporating differential privacy on local data probability distributions shared with the server to compute the *importance weights* in *MWR*. Applying differential privacy is important because it enables privacy preservation for each client’s local meta-data (the probability of selecting each local group per client), which might inadvertently disclose sensitive details about local clients’ probable choices of groups.

We use the FashionMNIST dataset with LeNet [3] trained on five clients for this evaluation. Each client trains with a mini-batch size of 128, 2 local and 5 global epochs, and 0.01 learning rate. Different levels of Laplace noise [45] were added to the local probability distributions, exchanged between the clients and server at the start of training, to compute bias mitigation importance weights. Figure 6b shows how varying levels of Laplace noise (epsilon, ϵ) affect the performance of *MWR*. We observe that the performance of *MWR* degrades with the introduction of differential privacy, as *MWR* without differential privacy (Figure 6a) attains 62.2% average accuracy on all worst groups while $\epsilon = 0.01, 0.03, 0.05, 0.07,$ and 0.09 the average accuracies on worst-performing group observed were 57.4%, 59.4%, 57.0%, 59.6%, and 52.6%, respectively. However, even when accounting for differential privacy, the *importance weights* derived from the local data probability distributions continue to display significant bias mitigation outcomes compared to the case without the addition of noise. This indicates that reducing bias in diverse FL settings is feasible while preserving sensitive information with differential privacy.

Takeaway. *MWR demonstrates the feasibility of preserv-*

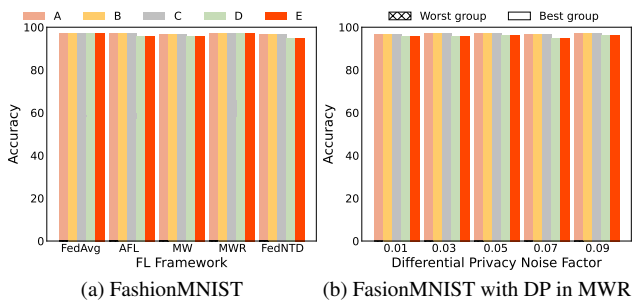


Figure 6. *Performance trade-off in MWR between privacy and accuracy on different levels of Differential Privacy (DP) noise factor on FashionMNIST (base Gaussian noise with variance of 0.3 is added to all methods in (b)).*

ing sensitive information while reducing group bias in FL.

6. Conclusion

In this work, we study the FL *group-bias* problem that arises in decentralized heterogeneous edge deployments. We propose a bias mitigation framework centered around *Multiplicative Weight update with Regularization (MWR)* using *average conditional probabilities* approach that enforces group-fairness in FL with heterogeneous local data across clients. Preliminary study demonstrates that heterogeneous features in local group data across clients leads to group biased federated learning models towards groups in local data of minority clients. We also demonstrate empirically that this induced group bias has severe consequences of degrading certain group performance on a subset of clients. However, our framework *MWR* can mitigate this group bias in federated learning by optimizing the performance of worst groups while not substantially compromising the best performing groups with reasonable system costs compared with other federated learning methods.

References

- [1] Annie Abay, Yi Zhou, Nathalie Baracaldo, Shashank Rajamoni, Ebube Chuba, and Heiko Ludwig. Mitigating bias in federated learning. *arXiv preprint arXiv:2012.02447*, 2020. [2](#)
- [2] Zahraa S Abdallah, Mohamed Medhat Gaber, Bala Srinivasan, and Shonali Krishnaswamy. Activity recognition with evolving data streams: A review. *ACM Computing Surveys (CSUR)*, 51(4):1–36, 2018. [1](#)
- [3] Rashad Al-Jawfi. Handwriting arabic character recognition lenet using neural network. *Int. Arab J. Inf. Technol.*, 6(3):304–309, 2009. [8](#)
- [4] Sanjeev Arora, Elad Hazan, and Satyen Kale. The multiplicative weights update method: a meta-algorithm and applications. *Theory of computing*, 8(1):121–164, 2012. [2](#)
- [5] Rachel KE Bellamy, Kuntal Dey, Michael Hind, Samuel C Hoffman, Stephanie Houde, Kalapriya Kannan, Pranay Lohia, Jacquelyn Martino, Sameep Mehta, Aleksandra Mojsilovic, et al. Ai fairness 360: An extensible toolkit for detecting. *Understanding, and Mitigating Unwanted Algorithmic Bias*, 2018. [2](#)
- [6] Jonathon Byrd and Zachary Lipton. What is the effect of importance weighting in deep learning? In *International conference on machine learning*, pages 872–881. PMLR, 2019. [2](#), [5](#)
- [7] Youngjae Chang, Akhil Mathur, Anton Isopoussu, Junehwa Song, and Fahim Kawsar. A systematic study of unsupervised domain adaptation for robust human-activity recognition. *Proceedings of the ACM on Interactive, Mobile, Wearable and Ubiquitous Technologies*, 4(1):1–30, 2020. [1](#)
- [8] Canyu Chen, Yueqing Liang, Xiong Xiao Xu, Shangyu Xie, Yuan Hong, and Kai Shu. On fair classification with mostly private sensitive attributes. *arXiv preprint arXiv:2207.08336*, 2022. [1](#), [2](#)
- [9] Gregory Francis Coppola. Iterative parameter mixing for distributed large-margin training of structured predictors for natural language processing. 2015. [4](#)
- [10] Sen Cui, Weishen Pan, Jian Liang, Changshui Zhang, and Fei Wang. Addressing algorithmic disparity and performance inconsistency in federated learning. *Advances in Neural Information Processing Systems*, 34:26091–26102, 2021. [2](#)
- [11] Emily Diana, Wesley Gill, Michael Kearns, Krishnamurthy Suresh, and Aaron Roth. Minimax group fairness: Algorithms and experiments. In *Proceedings of the 2021 AAAI/ACM Conference on AI, Ethics, and Society*, pages 66–76, 2021. [5](#)
- [12] Siddharth Divi, Yi-Shan Lin, Habiba Farrukh, and Z Berkay Celik. New metrics to evaluate the performance and fairness of personalized federated learning. *arXiv preprint arXiv:2107.13173*, 2021. [6](#)
- [13] Sidney D’Mello, Rosalind W. Picard, and Arthur Graesser. Toward an affect-sensitive tutor. *IEEE Intelligent Systems*, 22(4):53–61, 2007. [1](#)
- [14] Cynthia Dwork, Moritz Hardt, Toniann Pitassi, Omer Reingold, and Richard Zemel. Fairness through awareness. In *Proceedings of the 3rd innovations in theoretical computer science conference*, pages 214–226, 2012. [1](#), [2](#)
- [15] Sannara Ek, François Portet, Philippe Lalanda, and German Vega. Evaluation of federated learning aggregation algorithms: application to human activity recognition. In *Adjunct proceedings of the 2020 ACM international joint conference on pervasive and ubiquitous computing and proceedings of the 2020 ACM international symposium on wearable computers*, pages 638–643, 2020. [1](#)
- [16] Zhenan Fan, Huang Fang, Zirui Zhou, Jian Pei, Michael P Friedlander, Changxin Liu, and Yong Zhang. Improving fairness for data valuation in horizontal federated learning. In *2022 IEEE 38th International Conference on Data Engineering (ICDE)*, pages 2440–2453. IEEE, 2022. [2](#)
- [17] Zhen Fang, Jie Lu, Anjin Liu, Feng Liu, and Guangquan Zhang. Learning bounds for open-set learning. In *International conference on machine learning*, pages 3122–3132. PMLR, 2021. [4](#)
- [18] Ines Feki, Sourour Ammar, Yousri Kessentini, and Khan Muhammad. Federated learning for covid-19 screening from chest x-ray images. *Applied Soft Computing*, 106:107330, 2021. [1](#)
- [19] Michael Feldman, Sorelle A Friedler, John Moeller, Carlos Scheidegger, and Suresh Venkatasubramanian. Certifying and removing disparate impact. In *proceedings of the 21th ACM SIGKDD international conference on knowledge discovery and data mining*, pages 259–268, 2015. [2](#)
- [20] Sanjukta Ghosh, Rohan Shet, Peter Amon, Andreas Hutter, and André Kaup. Robustness of deep convolutional neural networks for image degradations. In *2018 IEEE International Conference on Acoustics, Speech and Signal Processing (ICASSP)*, pages 2916–2920. IEEE, 2018. [3](#)
- [21] Nina Grgić-Hlača, Muhammad Bilal Zafar, Krishna P Gummadi, and Adrian Weller. Beyond distributive fairness in algorithmic decision making: Feature selection for procedurally fair learning. In *Proceedings of the AAAI Conference on Artificial Intelligence*, volume 32, 2018. [2](#)
- [22] Kaiming He, Xiangyu Zhang, Shaoqing Ren, and Jian Sun. Deep residual learning for image recognition. In *Proceedings of the IEEE conference on computer vision and pattern recognition*, pages 770–778, 2016. [2](#)
- [23] Kevin Hsieh, Amar Phanishayee, Onur Mutlu, and Phillip Gibbons. The non-iid data quagmire of decentralized machine learning. In *International Conference on Machine Learning*, pages 4387–4398. PMLR, 2020. [1](#), [6](#)
- [24] Faisal Kamiran and Toon Calders. Data preprocessing techniques for classification without discrimination. *Knowledge and information systems*, 33(1):1–33, 2012. [2](#)
- [25] Toshihiro Kamishima, Shotaro Akaho, Hideki Asoh, and Jun Sakuma. Fairness-aware classifier with prejudice remover regularizer. In *Machine Learning and Knowledge Discovery in Databases: European Conference, ECML PKDD 2012, Bristol, UK, September 24-28, 2012. Proceedings, Part II* 23, pages 35–50. Springer, 2012. [1](#), [2](#)
- [26] Michael P Kim, Amirata Ghorbani, and James Zou. Multi-accuracy: Black-box post-processing for fairness in classification. In *Proceedings of the 2019 AAAI/ACM Conference on AI, Ethics, and Society*, pages 247–254, 2019. [2](#)
- [27] Alex Krizhevsky, Geoffrey Hinton, et al. Learning multiple layers of features from tiny images. 2009. [2](#)

- [28] Hanchao Ku, Willy Susilo, Yudi Zhang, Wenfen Liu, and Mingwu Zhang. Privacy-preserving federated learning in medical diagnosis with homomorphic re-encryption. *Computer Standards & Interfaces*, 80:103583, 2022. 1
- [29] Yann LeCun, Léon Bottou, Yoshua Bengio, and Patrick Haffner. Gradient-based learning applied to document recognition. *Proceedings of the IEEE*, 86(11):2278–2324, 1998. 2
- [30] Gihun Lee, Minchan Jeong, Yongjin Shin, Sangmin Bae, and Se-Young Yun. Preservation of the global knowledge by not-true distillation in federated learning. *Advances in Neural Information Processing Systems*, 35:38461–38474, 2022. 6
- [31] Jiyoung Lee, Seungryong Kim, Sunok Kim, Jungin Park, and Kwanghoon Sohn. Context-aware emotion recognition networks. In *Proceedings of the IEEE/CVF international conference on computer vision*, pages 10143–10152, 2019. 2, 3
- [32] Xiang Li, Kaixuan Huang, Wenhao Yang, Shusen Wang, and Zhihua Zhang. On the convergence of fedavg on non-iid data. *arXiv preprint arXiv:1907.02189*, 2019. 2
- [33] Christine Lisetti, Fatma Nasoz, Cynthia Lerouge, Onur Ozyer, and Kaye Alvarez. Developing multimodal intelligent affective interfaces for tele-home health care. *Int. J. Hum.-Comput. Stud.*, 59:245–255, 07 2003. 1
- [34] Zida Liu, Guohao Lan, Jovan Stojkovic, Yunfan Zhang, Carlee Joe-Wong, and Maria Gorlatova. Collabar: Edge-assisted collaborative image recognition for mobile augmented reality. In *2020 19th ACM/IEEE International Conference on Information Processing in Sensor Networks (IPSN)*, pages 301–312. IEEE, 2020. 7
- [35] Pranay K Lohia, Karthikeyan Natesan Ramamurthy, Manish Bhide, Diptikalyan Saha, Kush R Varshney, and Ruchir Puri. Bias mitigation post-processing for individual and group fairness. In *Icassp 2019-2019 IEEE international conference on acoustics, speech and signal processing (icassp)*, pages 2847–2851. IEEE, 2019. 2
- [36] Lingjuan Lyu, Xinyi Xu, Qian Wang, and Han Yu. Collaborative fairness in federated learning. *Federated Learning: Privacy and Incentive*, pages 189–204, 2020. 1, 3
- [37] Ninareh Mehrabi, Fred Morstatter, Nripsuta Saxena, Kristina Lerman, and Aram Galstyan. A survey on bias and fairness in machine learning. *ACM Computing Surveys (CSUR)*, 54(6):1–35, 2021. 2
- [38] Mehryar Mohri, Gary Sivek, and Ananda Theertha Suresh. Agnostic federated learning. In *International Conference on Machine Learning*, pages 4615–4625. PMLR, 2019. 1, 2, 6
- [39] Hamid Mozaffari and Amir Houmansadr. E2fl: Equal and equitable federated learning. *arXiv preprint arXiv:2205.10454*, 2022. 1, 6
- [40] Ismoilov Nusrat and Sung-Bong Jang. A comparison of regularization techniques in deep neural networks. *Symmetry*, 10(11):648, 2018. 2
- [41] Xiaomin Ouyang, Zhiyuan Xie, Jiayu Zhou, Jianwei Huang, and Guoliang Xing. Clusterfl: a similarity-aware federated learning system for human activity recognition. In *Proceedings of the 19th Annual International Conference on Mobile Systems, Applications, and Services*, pages 54–66, 2021. 1
- [42] Adnan Qayyum, Kashif Ahmad, Muhammad Ahtazaz Ahsan, Ala Al-Fuqaha, and Junaid Qadir. Collaborative federated learning for healthcare: Multi-modal covid-19 diagnosis at the edge. *IEEE Open Journal of the Computer Society*, 3:172–184, 2022. 1
- [43] Yuji Roh, Kangwook Lee, Steven Euijong Whang, and Changho Suh. Fairbatch: Batch selection for model fairness. *arXiv preprint arXiv:2012.01696*, 2020. 2
- [44] Kate Saenko, Brian Kulis, Mario Fritz, and Trevor Darrell. Adapting visual category models to new domains. In *Computer Vision—ECCV 2010: 11th European Conference on Computer Vision, Heraklion, Crete, Greece, September 5–11, 2010, Proceedings, Part IV 11*, pages 213–226. Springer, 2010. 3
- [45] Rathindra Sarathy and Krishnamurthy Muralidhar. Evaluating laplace noise addition to satisfy differential privacy for numeric data. *Trans. Data Priv.*, 4(1):1–17, 2011. 8
- [46] Jaemin Shin, Yuanchun Li, Yunxin Liu, and Sung-Ju Lee. Fedbalancer: data and pace control for efficient federated learning on heterogeneous clients. In *Proceedings of the 20th Annual International Conference on Mobile Systems, Applications and Services*, pages 436–449, 2022. 5
- [47] Congzheng Song, Filip Granqvist, and Kunal Talwar. Flair: Federated learning annotated image repository. *arXiv preprint arXiv:2207.08869*, 2022. 3
- [48] Daniel Soudry, Elad Hoffer, Mor Shpigel Nacson, Suriya Gunasekar, and Nathan Srebro. The implicit bias of gradient descent on separable data. *The Journal of Machine Learning Research*, 19(1):2822–2878, 2018. 5
- [49] Konstantin Sozinov, Vladimir Vlassov, and Sarunas Girdziuskas. Human activity recognition using federated learning. In *2018 IEEE Intl Conf on Parallel & Distributed Processing with Applications, Ubiquitous Computing & Communications, Big Data & Cloud Computing, Social Computing & Networking, Sustainable Computing & Communications (ISPA/IUCC/BDCLOUD/SocialCom/SustainCom)*, pages 1103–1111. IEEE, 2018. 1
- [50] Allan Stisen, Henrik Blunck, Sourav Bhattacharya, Thor Siger Prentow, Mikkel Baun Kjergaard, Anind Dey, Tobias Sonne, and Mads Møller Jensen. Smart devices are different: Assessing and mitigating mobile sensing heterogeneities for activity recognition. In *Proceedings of the 13th ACM conference on embedded networked sensor systems*, pages 127–140, 2015. 1
- [51] Jingwei Sun, Ang Li, Lin Duan, Samiul Alam, Xuliang Deng, Xin Guo, Haiming Wang, Maria Gorlatova, Mi Zhang, Hai Li, et al. Fedsea: A semi-asynchronous federated learning framework for extremely heterogeneous devices. 2022. 1
- [52] Michael Sun, Tomasz Oliwa, Monica E Peek, and Elizabeth L Tung. Negative patient descriptors: Documenting racial bias in the electronic health record: Study examines racial bias in the patient descriptors used in the electronic health record. *Health Affairs*, 41(2):203–211, 2022. 1
- [53] Shiqiang Wang, Tiffany Tuor, Theodoros Salonidis, Kin K Leung, Christian Makaya, Ting He, and Kevin Chan. Adaptive federated learning in resource constrained edge comput-

- ing systems. *IEEE journal on selected areas in communications*, 37(6):1205–1221, 2019. 4
- [54] Han Xiao, Kashif Rasul, and Roland Vollgraf. Fashion-mnist: a novel image dataset for benchmarking machine learning algorithms. *arXiv preprint arXiv:1708.07747*, 2017. 2
- [55] Georgios N. Yannakakis and Julian Togelius. Experience-driven procedural content generation. *IEEE Transactions on Affective Computing*, 2(3):147–161, 2011. 1
- [56] Muhammad Bilal Zafar, Isabel Valera, Manuel Gomez Rogriguez, and Krishna P Gummadi. Fairness constraints: Mechanisms for fair classification. In *Artificial intelligence and statistics*, pages 962–970. PMLR, 2017. 1, 2
- [57] Brian Hu Zhang, Blake Lemoine, and Margaret Mitchell. Mitigating unwanted biases with adversarial learning. In *Proceedings of the 2018 AAAI/ACM Conference on AI, Ethics, and Society*, pages 335–340, 2018. 2
- [58] Fengda Zhang, Kun Kuang, Yuxuan Liu, Long Chen, Chao Wu, Fei Wu, Jiaxun Lu, Yunfeng Shao, and Jun Xiao. Unified group fairness on federated learning. *arXiv preprint arXiv:2111.04986*, 2021. 2
- [59] Fan Zhou and Guojing Cong. On the convergence properties of a k -step averaging stochastic gradient descent algorithm for nonconvex optimization. *arXiv preprint arXiv:1708.01012*, 2017. 4