

# How (Not) to Use Sociodemographic Information for Subjective NLP Tasks

Tilman Beck<sup>1</sup>    Hendrik Schuff<sup>1</sup>    Anne Lauscher<sup>2</sup>    Iryna Gurevych<sup>1</sup>

<sup>1</sup>Ubiquitous Knowledge Processing Lab (UKP Lab)  
Department of Computer Science and Hessian Center for AI (hessian.AI)

Technical University of Darmstadt

<sup>2</sup>Data Science Group, University of Hamburg  
[www.ukp.tu-darmstadt.de](http://www.ukp.tu-darmstadt.de)

## Abstract

Annotators’ sociodemographic backgrounds (i.e., the individual compositions of their *gender*, *age*, *educational background*, etc.) have a strong impact on their decisions when working on subjective NLP tasks, such as hate speech detection. Often, heterogeneous backgrounds result in high disagreements. To model this variation, recent work has explored sociodemographic prompting, a technique, which steers the output of prompt-based models towards answers that humans with specific sociodemographic profiles would give. However, the available NLP literature disagrees on the efficacy of this technique — it remains unclear, for which tasks and scenarios it can help and evaluations are limited to specific tasks only. We address this research gap by presenting the largest and most comprehensive study of sociodemographic prompting today. Concretely, we evaluate several prompt formulations across seven datasets and six instruction-tuned model families. We find that (1) while sociodemographic prompting can be beneficial for improving zero-shot learning in subjective NLP tasks, (2) its outcomes largely vary for different model types, sizes, and datasets, and (3) are subject to large variance with regards to prompt formulations. Thus, sociodemographic prompting is not a reliable proxy for traditional data annotation with a sociodemographically heterogeneous group of annotators. Instead, we propose (4) to use it for identifying ambiguous instances resulting in more informed annotation efforts.<sup>1</sup>

## 1 Introduction

How messages are perceived, is often not only dependent on their factual content, but also on the receiver’s *subjective interpretation*: for instance, during dataset creation, two annotators might have different equally valid opinions about what the “correct” offensiveness label for a particular tweet

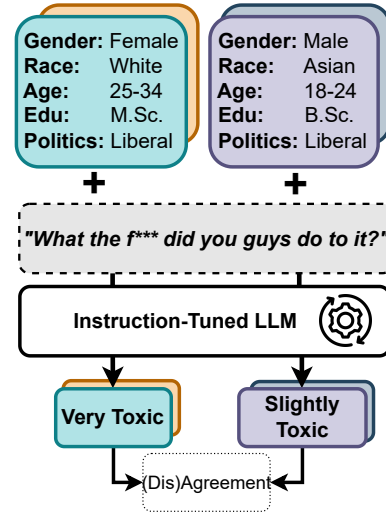


Figure 1: We instruct LLMs to make predictions from different perspectives using sociodemographic profiles. This technique can be used to identify ambiguous instances before annotation.

should be (e.g., Waseem, 2016; Davani et al., 2023, *inter alia*). As previously shown, this variation is, at least to some extent, tied to sociodemographic characteristics of the receivers, like their gender identity, age, and educational background (e.g., Biester et al., 2022; Pei and Jurgens, 2023).

Accordingly, modeling the effect of sociodemographic factors on subjective tasks has emerged as an interesting research direction for NLP. As such, researchers have proposed new data collection paradigms – cf. *perspectivism* (Rottger et al., 2022) – and trained models for reflecting the decisions of particular sociodemographic groups (Fleisig et al., 2023). Most recently, researchers (Deshpande et al., 2023; Santurkar et al., 2023; Hwang et al., 2023; Cheng et al., 2023) have explored *sociodemographic prompting* of large language models (LLMs): the idea is to enrich a particular input prompt with additional sociodemographic information (cf. Figure 1). The models’ output should then be aligned with the population described. Still,

<sup>1</sup>Code and data at <https://github.com/UKPLab/arxiv2023-sociodemographic-prompting>

our knowledge on the effect of including sociodemographic profiles is still scarce and the existing literature seems to disagree on its usefulness: for instance, [Durmus et al. \(2023\)](#) showed that sociodemographic prompting of LLMs can be used to simulate human populations – a promise for more efficient sociological surveys. Other work, in turn, points to the danger of stereotypical bias reflected when prompting models with sociodemographic profiles ([Cheng et al., 2023](#); [Deshpande et al., 2023](#)), its influence on humans when used as writing assistant ([Jakesch et al., 2023](#)) or to the so-called ecological fallacy, demonstrating that no significant performance improvements are to be expected ([Orlikowski et al., 2023](#)). However, most studies evaluated including sociodemographic information in setups involving a few tasks and models only, leaving important questions open. For instance, we do not know anything about the sensitivity of current models to sociodemographic information, nor the robustness of this technique. And thinking ahead, if not robust, should we still use sociodemographic prompting?

**Contributions.** We present the largest and most comprehensive study on sociodemographic prompting to-date. Concretely, we test the effect of instructing 17 LLMs (covering various model types, e.g., InstructGPT, Flan-T5, etc.) with sociodemographic profiles across seven datasets reflecting four different subjective NLP classification tasks (sentiment analysis, hatespeech detection, toxicity detection, and stance detection). Our results allow us to answer the following four research questions (**RQ1–RQ4**):

**RQ1:** *How sensitive are our models to sociodemographic prompting?* In §4.1, we demonstrate that sociodemographic prompting leads to surprisingly large amounts of prediction changes (up to 80%). The exact amount varies heavily across model types and sizes. Some trends emerge: for instance, T5-based models are “easier to influence”.

**RQ2:** *What is the effect of sociodemographic prompting on the measurable performance?* Our findings (§4.2) indicate that predicting annotators’ original votes is challenging, despite providing their profiles to the model. However, we also observe substantial performance improvements (up to +8pp in accuracy) in zero-shot learning. These improvements are most pronounced for datasets exhibiting low levels of inter-annotator agreement.

**RQ3:** *How robust is sociodemographic prompting?*

We show (§4.3) that sociodemographic prompting is not robust: merely changing the prompt formulation can lead to labels flipping for 95% of instances.

**RQ4:** *What is the relationship between sociodemographic prompting and instance ambiguity?* Our results (§4.4) show that sociodemographic prompting is effective at identifying instances which annotators disagree upon, thereby showcasing this technique as a viable tool during annotation projects.

## 2 Sociodemographic Prompting

Throughout this work, we *prompt* a language model with (or without) *sociodemographic information* for *obtaining predictions* for the classification tasks we study. In the following, we discuss the main concepts our methodology relies on.

**Prompting.** Prompting refers to the act of providing an initial input or cue to a language model, guiding its subsequent output generation. LLMs rely on these prompts to produce contextually relevant and coherent responses.

**Sociodemographic Information.** Sociodemographic information encompasses data related to the social and demographic characteristics of individuals or groups. This includes, but is not limited to, attributes such as gender (e.g., *male*, *female*, *non-binary*, etc.), education level (e.g., *high-school degree*, etc.), political affiliation (e.g., *liberal*, *right*, etc.), and age (*young*, *old*, etc.). Providing sociodemographic cues via prompting has been shown to influence LLM’s responses ([Durmus et al., 2023](#); [Hwang et al., 2023](#)). The promise is that the output will be tailored to a specific demographic or social group. The present analysis encompasses five distinct sociodemographic attributes, based on the datasets we employ: gender, race, age range, education level, and political affiliation, as detailed in Table 1. In Figure 2, we provide an example of a sociodemographic prompt.

**Obtaining Predictions.** Our strategy for answer generation is contingent upon the origin of the model, specifically differentiating between closed-source LLMs and open-source alternatives. For open-source models, we adapt all classification tasks into a multiple-choice format, following [Brown et al. \(2020\)](#); [Ye et al. \(2023\)](#). Concretely, we present the context alongside a potential answer. Then, we evaluate the likelihood associated with each option, selecting the one with the highest likelihood. In scenarios requiring binary

Attribute	Values (Percentage share)
Gender	male (52%), female (47%), nonbinary (<1%)
Race	White (77%), Black or African American (13%), Asian (6%), Hispanic (3%), Native Hawaiian or Pacific Islander (1%), American Indian or Alaska Native (<1%)
Age	Under 18 (<1%), 18 - 24 (11%), 25 - 34 (40%), 35 - 44 (25%), 45 - 54 (13%), 55 - 64 (8%), 65 or older (3%)
Education	Less than high school degree (1%), High school graduate (9%), Some college but no degree (19%), Associate degree in college (2-year) (11%), Bachelors degree in college (4-year) (42%), Masters degree (16%), Professional degree (JD, MD) (2%), Doctoral degree (1%)
Political Affiliation	Liberal (43%), Conservative (29%), Independent (28%)

Table 1: The sociodemographic attributes and their corresponding values we use in this study, based on the dataset by Kumar et al. (2021). Ordered ordinally or by percentage share.

Given a text, how would a person of gender 'Female', race 'White', age '25 - 34', education level 'Master's degree' and political affiliation 'Liberal' rate the degree of toxicity in the text. Possible values are 'not toxic', 'slightly toxic', 'moderately toxic', 'very toxic' or 'extremely toxic'.  
Text: 'Well when you have a welfare state that propagates an underclass of unskilled parasites'  
Toxicity:

Figure 2: Sociodemographically enriched prompt to predict the level of toxicity in a text. The different parts of prompt are highlighted, i.e. **instruction**, **sociodemographic properties** and **dataset input**. Example drawn from the dataset by Kumar et al. (2021).

classification, we assign semantically coherent descriptors to each label (e.g., “Yes” or “No” in lieu of 0 or 1 for binary hate speech detection) and then process the task akin to a multiple-choice question.

Conversely, for closed-source models, we post-process the model output and map it to the predefined label space. In the few cases where this approach fails, we assign manually.

### 3 Overall Experimental Setup

#### 3.1 Tasks and Datasets

We select seven datasets for four subjective tasks (toxicity detection, stance detection, hatespeech detection, and sentiment classification) to study sociodemographic prompting across a large and diverse benchmark (cf. Table 2, Appendix A.1).

We have access to the original, un-aggregated annotations for each dataset. To analyze the effect of sociodemographic prompting we additionally require sociodemographic profiles. For two of the

datasets (*DP*, *Diaz*) we have access to this information. For those, we adhere to the original sociodemographic details for prompting. For sociodemographic prompting the remaining five datasets, we adopt the sociodemographic profiles derived from the toxicity dataset, following the approach by Wan et al. (2023). For all datasets, we removed instances with incomplete or unknown information (details in Appendix A.1). Due to the large number of experiments and data sizes, we randomly sample 1,000 instances from each dataset. In the following, we describe the individual datasets.

**Toxicity.** The task is to decide whether or to what degree (e.g., *slightly toxic*) a text is toxic. Here, we utilize *Diverse Perspectives* (DP) by Kumar et al. (2021), and *Jigsaw* (Goyal et al., 2022).

*DP* comprises comments from various online forums, including Twitter, 4chan, and Reddit. These comments underwent annotation via Amazon Mechanical Turk, receiving five annotations per instance. For each annotator, the sociodemographic data was gathered. The dataset did not come equipped with a definitive gold label. Therefore, we use majority voting to determine the gold label.

*Jigsaw* encapsulates comments from news articles, originally collated by the *Civil Comments* platform and subsequently annotated for toxicity indicators. The binary gold label for this dataset was derived by classifying comments as toxic if a majority of annotators identified them as such.

**Stance.** Stance detection pertains to discerning an author’s viewpoint towards a specific topic. Also here, annotators’ decisions are influenced by their sociodemographic background (Balahur et al., 2010; Luo et al., 2020). We employ the SemEval

Task	Dataset	Labels	IAA
Toxicity	DP	not toxic (52%), slightly toxic (19%), moderately toxic (14%), very toxic (9%), extremely toxic (6%)	0.13
	Jigsaw	yes (67%), no (33%)	0.46
Hatespeech	GHC	yes (87%), no (13%)	0.25
	H-Twitter	neither (79%), sexism (17%), racism (3%), both(1%)	0.59
Stance	SE2016	against (55%), none (23%), favor (22%)	0.58
	GWSD	agree (38%), neutral (44%), disagree (18%)	0.33
Sentiment	Diaz	very positive (9%), somewhat positive (24%), neutral (41%), somewhat negative (21%), very negative (5%)	0.11

Table 2: The tasks and datasets (*Diverse Perspectives (DP)*, *Jigsaw*, *SE2016*, *Global Warming Stance Detection (GWSD)*, *Gabe Hate Corpus (GHC)*, *Twitter Hatespeech Corpus (H-Twitter)*, and *Diaz*) we use along with their labels and inter-annotator agreement we obtain (IAA, Krippendorff’s  $\alpha$ ).

2016 Task 6 dataset (SE2016) by [Mohammad et al. \(2016\)](#) and the *Global Warming Stance Detection (GWSD)* dataset by [Luo et al. \(2020\)](#).

*SE2016* encompasses 3,591 annotated Twitter posts that address a range of contentious subjects. The gold labels were ascertained using majority voting. Instances exhibiting less than 60% consensus among annotators were excluded by the authors.

*GWSD* was curated to analyze the framing of opinions within the discourse on global warming. It consists of 2,050 annotated U.S. news articles on global warming. In order to determine the gold label for each article, the authors employed a model tailored to the distribution of annotations, which also factored in potential biases of the annotators.

**Hatespeech.** Hatespeech detection is a task designed to tackle the increasing amount of hateful online communication. We use the *Gabe Hate Corpus (GHC)* by [Kennedy et al. \(2022\)](#) and the *Twitter Hatespeech Corpus (H-Twitter; Waseem, 2016)*.

*GHC* was sourced from the social network service gab.com and annotated in a multi-label fashion for *Human Degradation*, *Calls For Violence* and *Vulgar/Offensive*. The authors obtained gold labels using majority voting. As we are comparing multi-class tasks, we binarized the annotations into hatespeech indicators (i.e., *Yes* and *No*).

*H-Twitter* was annotated by CrowdFlower workers for *sexism*, *racism*, *neither*, or *both*. Expert annotators, e.g., as feminist and anti-racism activists, contributed the gold labels to the collection.

**Sentiment.** Given a text, the task is to decide upon the sentiment conveyed. We use the dataset by [Díaz et al. \(2018\)](#), which we call *Diaz*, created for studying age-related bias in sentiment analysis. The training data is a re-annotated subset of the Sentiment140<sup>2</sup> dataset and the test data is scraped

<sup>2</sup><http://help.sentiment140.com/for-students>

from blog posts and corresponding comments from a prominent *elderblogger* community ([Lazar et al., 2017](#)) authored by older adults.

### 3.2 Models

We seek to *instruct* models to mimick an annotator with a specific sociodemographic profile, and thus, we resort to the most natural choice, instruction-tuned models. Concretely, we focus on GPT-3 ([Brown et al., 2020](#)), T5 ([Raffel et al., 2020](#)), OPT ([Zhang et al., 2022](#)), and Pythia ([Biderman et al., 2023](#)) model variants. We present a comprehensive overview of all models in Appendix A.2.

**GPT-3.** We use *InstructGPT* ([Ouyang et al., 2022](#)) which was fine-tuned using reinforcement learning from human feedback (RLHF).

**T5.** We further use *Flan-T5* ([Chung et al., 2022](#)), *Flan-UL2* ([Tay et al., 2023](#)) and *Tk-Instruct* ([Wang et al., 2022](#)). *Flan-T5* was trained over a collection of 1,836 finetuning tasks. *Flan-UL2* uses the same instruction-tuning procedure but is built on top of a language model which was trained following the Unifying Language Learning Paradigm (UL2) pretraining framework. *Tk-Instruct* was trained using a large benchmark of 1,616 NLP tasks and their natural language instructions.

**OPT.** Further, we employ *OPT-IML* ([Iyer et al., 2022](#)) which was fine-tuned using an aggregation of eight instruction-tuning datasets.

**Pythia.** Finally, we use *Dolly-V2* ([Conover et al., 2023](#)) fine-tuned on a 15K record instruction corpus generated by [Conover et al. \(2023\)](#).

### 3.3 Evaluation

For subjective NLP tasks ([Ovesdotter Alm, 2011](#)), comparing aggregated annotations with model predictions provides only a limited view on the perfor-



mance as label aggregation obscures any disagreement in the data (Prabhakaran et al., 2021; Basile et al., 2021). Thus, we follow Uma et al. (2021) and evaluate our results using both hard-label evaluation (accuracy, macro-averaged F1) and soft-label evaluation (cross-entropy, Jensen-Shannon divergence). In case of hard-label evaluation, we aggregate all predictions obtained via sociodemographic prompting using majority voting. Further experimental details are provided in the Appendix A.3.

## 4 Results

### 4.1 Model sensitivity

**Detailed Setup.** We investigate to what extent LLMs’ predictions change when instructed to answer from viewpoints driven by particular sociodemographic backgrounds. In particular, we aggregate all predictions from prompting with different profiles using majority vote. Then, we compare how often the aggregated label is different from the one predicted without any sociodemographic information. Additionally, we conduct a statistical analysis using a generalized linear mixed model (GLMM) to account for potential confounders and statistical dependencies in our data by jointly modeling numerous main effects (e.g., the impact of model family) and interaction effects (e.g., the joint impact of model family and prompting method). We report details on model specification and statistical results in Appendix A.7.

**Prompting using sociodemographic profiles leads to prediction changes.** In Figure 3, we depict the percentages of label prediction changes when including sociodemographic information, for three datasets (the remaining datasets are visualized in the Appendix 5). Several trends can be observed; first, the degree of prediction changes is both dependent on the dataset and model. In general, models are more affected by data from *DP* and *Diaz*, with extreme cases where more than 80% of the predictions change when using *Dolly-V2-2.8B*. The sentiment dataset affects all models to a large degree while the hate-speech datasets lead to less pronounced label shifts. Notably, instruction-tuned models based on T5 (Flan-T5, Tk-Instruct) are on average more affected by sociodemographic prompting than InstructGPT or variants of OPT-IML. We find that prediction changes are statistically significantly affected by the choice of model fam-

ily ( $\chi^2(5)=3937.76$ ,  $p<0.001$ ) and the length of the input text ( $\beta=-1.69\text{e-}04$ , 95% CI [-2.93e-04, -4.51e-05],  $p=0.007$ ). In particular, shorter input texts are associated with an increased number of prediction changes. Further, a post hoc test confirmed our observation that T5 models are more strongly affected by sociodemographic prompting than InstructGPT and OPT-IML.

**Larger models are more sensitive to sociodemographic prompting.** Larger models have more capacity to memorize the data they saw during pre-training (Tirumala et al., 2022; Carlini et al., 2023). We hypothesize that they have therefore also a larger potential to align their output to sociodemographic information provided. While Figure 3 shows no consistent trend across model sizes, independent of the model family, we find that prediction changes are statistically significantly affected by model size and larger models are associated with an increased number of prediction changes ( $\beta=0.56$ , 95% CI [0.54, 0.58],  $p<0.001$ ).

**Different sociodemographic attributes influence model decisions to varying degrees.** Pei and Jurgens (2023) showed that individual sociodemographic attributes (e.g., *gender* only) influence annotation decisions. Here, we investigate sociodemographic prompting using only one attribute at a time. Our results show that in general, the combination of all sociodemographic attributes is most influential, i.e., in 63% of the experiments it leads to most prediction changes. However, there are dataset-specific effects across different model families where individual attributes have a stronger impact, e.g. *race* for the *GHC* corpus. Detailed results are provided in the Appendix A.4.

### 4.2 Zero-shot performance

**Detailed Setup.** We are interested in the impact of sociodemographic prompting on the models’ performances. First, we evaluate to what extent sociodemographic prompting predicts the exact answer of an original annotator with the same sociodemographic profile as provided in the prompt. We study setup for the datasets where this information is provided (*DP*, *Diaz*). In a second series of experiments, we evaluate the performance of sociodemographic prompting by comparing it to the original set of annotations for each dataset.

**Predicting original annotations is challenging.** We display the results for mimicking individual

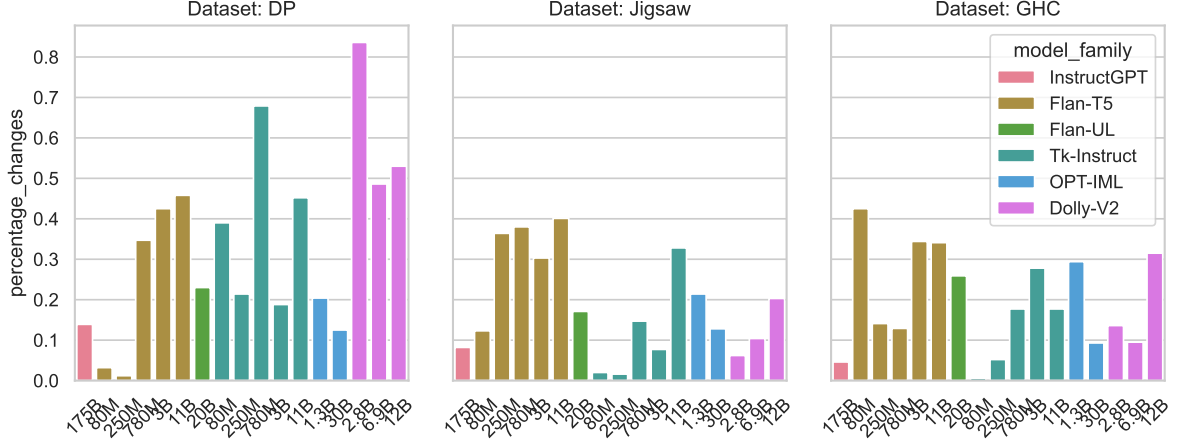


Figure 3: Percentage of prediction changes when comparing outputs of zero-shot prompting with and without sociodemographic information. The x-axis shows the sizes of models of a particular type (same color).

Model	Toxicity - DP		Sentiment - Diaz	
	Acc	F1	Acc	F1
Random	.19	.17	.20	.17
Majority	.06	.02	.09	.03
InstructGPT(175B)	.43	.26	.34	.26
InstructGPT(175B)-SD	<b>.44</b>	.26	<b>.37</b>	<b>.31</b>
OPT-IML(30B)	.42	.18	.28	.26
OPT-IML(30B)-SD	<b>.45</b>	.18	<b>.32</b>	<b>.27</b>

Table 3: Zero-shot performance when predicting annotations using the original sociodemographic profile of an annotator. We compare prompting with (SD) and without sociodemographic information and report macro-averaged F1 (F1) and Accuracy (Acc).

annotators in Table 3. While the models are better than random and majority prediction, more than half of the instances are classified incorrectly (Acc). Further, the models are struggling with label imbalance and the number of labels (5) which can be observed from the relatively low F1 scores. While we do not find a statistically significant main effect of the prompting method, we observe significant interactions of prompting method with model size ( $\beta=-0.12$ , 95% CI [-0.15, -0.09],  $p<0.001$ ), input text length ( $\beta=6.95e-04$ , 95% CI [4.91e-04, 8.99e-04],  $p<0.001$ ), and model family ( $\chi^2(5)=561.33$ ,  $p<0.001$ ). Concretely, sociodemographic prompting is less effective for larger models, more effective for longer input texts, most effective for Flan-UL2 and least effective for Dolly-V2.

**Sociodemographic prompting can improve zero-shot performance.** In Table 4, we present the hard-label and soft-label scores for the two best per-

forming models, InstructGPT and OPT-IML. Our statistical analysis confirms a significant interaction effect of model family and prompting method ( $\chi^2(5)=101.29$ ,  $p<0.001$ ) and identifies InstructGPT as the model family that benefits most from sociodemographic prompting. Flan-T5 is the model family that benefits least. Interestingly, for toxicity detection and sentiment classification, the models benefit from sociodemographic prompting, whereas for stance detection they perform better without such information. Our statistical model confirms a significant interaction effect of task and prompting method ( $\chi^2(3)=309.46$ ,  $p<0.001$ ) and identified sentiment classification as the task that benefits most from sociodemographic prompting. Most notably, using the sociodemographic profiles from the DP dataset can also improve performance for other datasets such as Jigsaw (both models) or GHC and GWSD (OPT-IML). We also observe a slight trend that datasets where improvements are observed share low IAA across the original annotations (see Krippendorff’s  $\alpha$  in Table 2). When comparing both evaluation setups, the effect of sociodemographic prompting is more pronounced for soft-label evaluation. This indicates that, overall, the predictions are more aligned to the original annotations. The results for the other model sizes are provided in Appendix A.5. We observe that multiple model configurations exhibit weak performance for both setups in general, often without any increasing trend for larger models from the same model family, which is supported by a significant negative interaction effect of model size and SD prompting ( $\beta=-0.08$ ,

Model	Toxicity				Hatespeech				Stance Detection				Sentiment	
	DP		Jigsaw		GHC		H-Twitter		SE2016		GWSD		Diaz	
	Acc	F1	Acc	F1	Acc	F1	Acc	F1	Acc	F1	Acc	F1	Acc	F1
InstructGPT(175B)	.48	.27	.76	.59	.89	<b>.75</b>	<b>.87</b>	<b>.57</b>	<b>.53</b>	.51	<b>.72</b>	<b>.69</b>	.36	.33
InstructGPT(175B) +SD	<b>.51</b>	<b>.28</b>	<b>.79</b>	<b>.60</b>	.89	.74	.86	.53	.52	<b>.52</b>	.69	.68	<b>.39</b>	.33
OPT-IML(30B)	.50	.19	.58	.49	.80	.69	.84	.54	<b>.67</b>	<b>.53</b>	<b>.57</b>	<b>.50</b>	.27	.24
OPT-IML(30B) SD	<b>.55</b>	<b>.20</b>	<b>.64</b>	<b>.53</b>	<b>.85</b>	<b>.74</b>	<b>.86</b>	<b>.57</b>	.65	.51	.52	.39	<b>.35</b>	<b>.29</b>
	CE	JSD	CE	JSD	CE	JSD	CE	JSD	CE	JSD	CE	JSD	CE	JSD
InstructGPT(175B)	1.42	.32	.55	.15	.43	.07	<b>.88</b>	.08	<b>.98</b>	.27	<b>.86</b>	.18	1.50	.37
InstructGPT(175B) SD	<b>1.40</b>	<b>.29</b>	<b>.51</b>	<b>.12</b>	<b>.42</b>	<b>.06</b>	.90	.08	.99	<b>.25</b>	.89	<b>.15</b>	<b>1.48</b>	<b>.33</b>
OPT-IML(30B)	1.43	.33	.71	.26	.52	.13	.90	.10	<b>.90</b>	.22	<b>.95</b>	.23	1.57	.42
OPT-IML(30B) SD	<b>1.40</b>	<b>.29</b>	<b>.66</b>	<b>.20</b>	<b>.48</b>	<b>.09</b>	<b>.89</b>	<b>.07</b>	.91	<b>.21</b>	.99	.23	<b>1.52</b>	<b>.32</b>

Table 4: Comparison of zero-shot prompting performance using hard-label evaluation (Acc, F1) and soft-label evaluation, with (SD) and without sociodemographic information. CE is cross-entropy and JSD is for Jensen-Shannon divergence. Better scores are highlighted in bold.

Model	InstructGPT (175B)		OPT-IML (30B)	
	Diff (1,2)	F1	Diff (1,2)	F1
DP	(19%, 33%)	.27 $\pm$ .02	(13%, 82%)	.15 $\pm$ .06
DP+SD	(10%, 40%)	.27 $\pm$ .02	(15%, 56%)	<b>.20</b> $\pm$ .01
Jigsaw	(5%, 16%)	.61 $\pm$ .01	(11%, 30%)	.50 $\pm$ .02
Jigsaw+SD	(4%, 13%)	.61 $\pm$ .01	(14%, 23%)	<b>.53</b> $\pm$ .00
GHC	(2%, 10%)	.71 $\pm$ .04	(6%, 22%)	.67 $\pm$ .05
GHC+SD	(2%, 9%)	<b>.73</b> $\pm$ .01	(8%, 16%)	<b>.72</b> $\pm$ .04
H-Twitter	(3%, 12%)	.54 $\pm$ .06	(11%, 91%)	<b>.38</b> $\pm$ .22
H-Twitter+SD	(4%, 8%)	.54 $\pm$ .03	(12%, 95%)	.36 $\pm$ .25
SE2016	(10%, 41%)	.38 $\pm$ .19	(13%, 28%)	<b>.50</b> $\pm$ .08
SE2016+SD	(8%, 17%)	<b>.52</b> $\pm$ .01	(12%, 20%)	.43 $\pm$ .12
GWSD	(7%, 24%)	.66 $\pm$ .04	(13%, 20%)	<b>.41</b> $\pm$ .10
GWSD+SD	(12%, 19%)	<b>.67</b> $\pm$ .01	(10%, 10%)	.34 $\pm$ .09
Diaz	(16%, 45%)	<b>.33</b> $\pm$ .03	(24%, 45%)	.21 $\pm$ .04
Diaz+SD	(14%, 36%)	.31 $\pm$ .04	(35%, 42%)	<b>.26</b> $\pm$ .02

Table 5: Differences between different prompt formulations. Diff refers to prediction changes when comparing results of using format 0 to other formats (1,2). F1 refers to the averaged F1 scores across all three formats.

95% CI [-0.10, -0.05],  $p < 0.001$ ). We also test whether larger model sensitivity (percentage of prediction changes as detailed above) directly translates to better performance but do not measure any significant correlation (-0.16 Spearman  $\rho$ ,  $p = 0.08$ ). We conclude that model sensitivity is not a decisive factor for zero-shot performance using sociodemographic information.

### 4.3 Robustness

**Detailed Setup.** Previous work demonstrated that prompting for text classification is influenced by the prompt format (Min et al., 2022), and that the model’s “understanding” of a prompt differs from its semantic meaning (Webson and Pavlick, 2022; Khashabi et al., 2022). Here, we investigate

the extent to which predictions change when reformulating the instruction. We compare the format used in previous experiments to two other instruction formats; one simple paraphrase (format 1) and another formulation where do not provide any explicit instruction but merely present the sociodemographic profile and the input text (format 2). We provide the exact formulations in Appendix A.6. Importantly, the sociodemographic profile remains the same between different formats.

### Predictions are sensitive to prompt formulation.

Table 5 presents the percentage of prediction differences between the different formats across datasets and models. Even for semantically equivalent formats (0,1) prediction differences can rise up to 35% (OPT-IML on *Diaz*). Using a minimal format leads to the most drastic changes across all datasets, especially pronounced for *DP* and *H-Twitter*. Similar effects can be observed for prompting without sociodemographic information. Thus, prediction differences are only partially induced by the sociodemographic profile and confirm previous observations that prompt formulation largely influences prediction outcomes. In combination with our previous results (§4.1), we argue that (sociodemographic) prompting is not robust enough to be used as proxy for human annotation.

### 4.4 Ambiguous Instances

**Detailed Setup.** Wan et al. (2023) trained a model for disagreement prediction in subjective NLP tasks, which may guide data annotation efforts. However, their approach relies on the existence of annotated data alongside the sociodemo-

InstructGPT (175B)	0.28	0.19	0.17	0.15	0.29	0.50	0.30
Flan-T5 (80M)	0.02	0.13	0.24	0.01	0.25	0.00	0.08
Flan-T5 (250M)	0.00	0.14	0.18	0.00	0.23	0.43	0.53
Flan-T5 (780M)	0.72	0.32	0.28	0.37	0.52	0.31	0.40
Flan-T5 (3B)	0.61	0.34	0.41	0.13	0.34	0.58	0.33
Flan-T5 (11B)	0.73	0.47	0.44	0.41	0.69	0.78	0.82
Flan-UL (20B)	0.28	0.16	0.34	0.41	0.34	0.52	0.63
Tk-Instruct (80M)	0.36	0.03	0.01	0.34	0.21	0.51	0.00
Tk-Instruct (250M)	0.38	0.07	0.16	0.28	0.11	0.04	0.21
Tk-Instruct (780M)	0.63	0.28	0.18	0.34	0.60	0.29	0.36
Tk-Instruct (3B)	0.50	0.07	0.25	0.30	0.66	0.47	0.36
Tk-Instruct (11B)	0.69	0.34	0.38	0.38	0.32	0.59	0.59
OPT-IML (1.3B)	0.44	0.28	0.33	0.39	0.12	0.44	0.71
OPT-IML (30B)	0.38	0.29	0.31	0.40	0.28	0.23	0.65
Dolly-V2 (2.8B)	0.56	0.18	0.07	0.00	0.44	0.02	0.72
Dolly-V2 (6.9B)	0.79	0.24	0.24	0.01	0.68	0.76	0.72
Dolly-V2 (12B)	0.88	0.36	0.26	0.17	0.24	0.43	0.56
	DP	Jigsaw	GHC	H-Twitter	SE2016	GWSD	Diaz

Figure 4: Performance to model disagreement in various datasets of subjective NLP tasks (binary F1).

graphic information of the annotators. Thus, we investigate whether we can use sociodemographic prompting as proxy to identify instances which will likely result in disagreement during annotation. To this end, we compare the original annotations with the result of sociodemographic prompting and calculate a binary F1 score. True positives are instances which received disagreement in both setups. Conversely, true negatives are instances which received no disagreeing votes in both setups.

**Sociodemographic prompting is effective at modeling disagreement.** We present the results in Figure 4. Surprisingly, the best-performing zero-shot models (see §4.2) are not the best at modeling the disagreement. With a mean performance of 0.62, Flan-T5 (11B) produces the best and most consistent results across all datasets. This observation is confirmed by a significant positive effect of model size ( $\beta=0.22$ , 95% CI [0.21, 0.24],  $p<0.001$ ) along with a significant effect of model family ( $\chi^2(5)=579.84$ ,  $p<0.001$ ) for which Dolly-V2 and Flan-T5 are the two highest-performing model families and InstructGPT is the lowest. For the two datasets with original sociodemographic information and lowest IAA overall, we observe the best performances across different model sizes. As both datasets also exhibit increased prediction changes (see §4.1), we hypoth-

esize that the disagreement induced by sociodemographic prompting increases if there is larger disagreement in the original annotation. Thus, we can use sociodemographic prompting to estimate the disagreement level in data. This is useful during annotation to identify ambiguous instances which require a larger set of diverse annotators.

## 5 Related Work

The sociodemographic background of annotators has been identified as an influential factor in text annotation (Luo et al., 2020; Sap et al., 2022; Biester et al., 2022; Pei and Jurgens, 2023; Santy et al., 2023). These results question the notion of a *single* ground truth (Aroyo and Welty, 2015) and emphasize the need (Plank, 2022) to consider *all* interpretations during data annotation (Cabitza et al., 2023), modeling (Uma et al., 2021; Davani et al., 2022) and evaluation (Basile et al., 2021; Gordon et al., 2021) of NLP systems.

**Modeling sociodemographic information in NLP classifiers.** Several works have shown that modeling uncertainty in annotation is beneficial for performance in subjective NLP tasks (Fornaciari et al., 2021; Davani et al., 2022; Zhou et al., 2022; Gordon et al., 2022; Gupta et al., 2023; Wan et al., 2023, inter alia). Logically, researchers have moved on to directly model sociodemographic information in the classifier. Gordon et al. (2022) introduced the concept of *Jury Learning*, a supervised machine learning methodology that addresses discrepancies by establishing the composition and relative influence of individuals or groups responsible for making predictions through the classifier. Gupta et al. (2023) utilized multi-task learning techniques and modified the loss function in order to account for distinct sociodemographic groups. Similarly, Fleisig et al. (2023) use RoBERTa and GPT-2 to learn annotator distributions from sociodemographic profiles and conduct ablation studies to investigate which input is most influential. Orlikowski et al. (2023) introduce group-specific layers to model groups of annotators with shared attributes in multi-annotator models for toxic content detection. However, they find that explicitly accounting for sociodemographic attributes does not significantly improve performance. Notably, the authors highlight the risk of an ecological fallacy, i.e. the risk of explaining individual behaviour via aggregate group behaviour.



### **Prompting large language models with sociodemographic information**

With the increasing performance of LLMs, researchers in and outside of NLP investigated to what extent they are influenced when prompted with sociodemographic information. Lee et al. (2023) investigate whether instruction-tuned LLMs are aligned to human disagreement but limit their experiments to a single NLI dataset. They conclude that models deviate from human annotators in terms of accuracy and disagreement level. By analyzing disagreement for Q&A, Hwang et al. (2023) find that users' opinions and their sociodemographic background are not mutual predictors. For predicting users' individual opinions, they show that a combination of sociodemographic information and relevant past opinions performs best. Several works (Durmus et al., 2023; Santurkar et al., 2023; Santy et al., 2023) analyze LLM's alignment with specific sociodemographic groups and show that model responses are biased towards responses by participants from Western countries. Notably, Santurkar et al. (2023) observe that misalignment persists even after explicitly steering the LMs towards particular demographic groups. Argyle et al. (2023) suggest using GPT-3 as testbed before conducting large scale population surveys. They propose *algorithmic fidelity* to evaluate alignment with different human subpopulations and present it as a cost-efficient proxy for specific human sub-populations in social science research. When directly analyzing for biases, it has been shown (Cheng et al., 2023; Deshpande et al., 2023) that prompting LLMs with sociodemographic information carries the potential to amplify existing stereotypical biases.

In contrast to studying alignment of LLMs with opinion surveys, we use sociodemographic prompting to investigate its influence on predictions for subjective NLP tasks. Previous work has successfully integrated sociodemographic information in the modeling of NLP classifiers to improve performance (Fleisig et al., 2023) or identification of ambiguous instances (Wan et al., 2023). In addition to the annotated data itself, these approaches rely on the existence of sociodemographic information about the annotators. It is unclear how to transfer this knowledge across different tasks. In contrast, we show that sociodemographic prompting improves zero-shot performance for subjective NLP tasks and demonstrate its capabilities to identify ambiguous instances.

## **6 Conclusion**

We evaluate prompting LLMs for simulating data annotation using humans with various sociodemographic backgrounds. We employ a comprehensive study across seven datasets and seven instruction-tuned model families. Our results show that sociodemographic prompting improves zero-shot performance for subjective NLP tasks but does not significantly outperform standard prompting when directly modeling the original annotator sociodemographics. Further, we observe sensitivity to the prompt formulation. We argue that it should not be used as a proxy for data annotation using humans but show that it can be used to identify ambiguous instances to aid annotation efforts. In future we plan to extend our analysis to LLM's self-explanations about diverging predictions from different sociodemographic profiles.

## 7 Ethical Considerations and Limitations

All our experiments have been approved by the Institutional Review Board of one of our universities. In the following, we provide an examination of the ethical dimensions and inherent limitations associated with this research study.

### **Annotations go beyond sociodemographics.**

While annotators' sociodemographic backgrounds have been shown to be influential in their decision-making process (Al Kuwatly et al., 2020; Excell and Al Moubayed, 2021; Shen and Rose, 2021; Larimore et al., 2021; Sap et al., 2022, *inter alia*), it is not a definitive predictive factor as individual lived experiences (Waseem, 2016) or situated domain expertise (Patton et al., 2019) can influence annotation decisions, too. In short, collective group behavior may not always provide an explanation for individual behavior (Díaz et al., 2022; Orlikowski et al., 2023). While our general approach can be extended to a wider range of sociodemographic attributes or even descriptions of individuals, we refrained from testing more to contain the complexity of our study and due to the limited availability of such resources. We welcome efforts to increase the availability of such information alongside the datasets, e.g., Crowdsheets by Díaz et al. (2022), and hope to see more work in future exploring prompting large language models with more dimensions of sociodemographic and personal information.

### **Sociodemographic profiles are not representative.**

It is important to acknowledge certain limitations with regard to the representation of sociodemographic profiles. First, all the datasets employed in our research are exclusively in English language, mostly due to the lack of resources in other languages. This linguistic restriction inherently limits our ability to make comprehensive cross-linguistic assessments. Second, the sociodemographic information provided by the annotators of the datasets used in this study adheres to a classification system specific to the United States. Consequently, our findings cannot be generalized to sociodemographic data originating from other nations, linguistic communities, or cultural contexts. These limitations underscore the need for caution when extrapolating our results to broader sociodemographic contexts beyond the scope of our study.

### **We cannot model all factors influencing prompting outcomes.**

While we demonstrate that model predictions can effectively be changed when incorporating sociodemographic information within the prompt (§4.1), we acknowledge that this is one among many of the factors influencing model predictions in a zero-shot prompting setup. We account for the influence of prompt formulation by investigating its effect in §4.3 and are aware of the growing body of work investigating various other factors which influence prompting results, such as correct label assignment (Min et al., 2022), domain-specific vocabulary (Fei et al., 2023) or example order (Kumar and Talukdar, 2021; Zhao et al., 2021; Lu et al., 2022). Furthermore, it has been shown that human interpretation of the prompt semantics often is not aligned with the output of the model's continuous representation (Webson and Pavlick, 2022; Khashabi et al., 2022).

The majority of these works deals with in-context learning or few-shot learning in general which we do not investigate in this study. However, we see these phenomena as support for our overall argument (§4.3) that estimating the degree of alignment of any LLM should not be merely based on the outcome of prompting with varying sociodemographic profiles. This is due to their lack of robustness when changing the surface form of the prompt while keeping its semantic meaning similar.

### **Simulating annotations using prompting mechanisms is limited.**

Employing humans for annotation projects in NLP is a multi-step process. It involves the formulation of annotation guidelines and their iterative refinement through discussions between the annotators and coordinators. In most cases, annotators are undergoing a qualification process or test to evaluate their eligibility for contributing to the annotations. These factors influence the decision-making process of the annotators and ultimately the annotation agreement. In our experimental setup, we do not provide any additional instructions to the model than the prompt instructions which we present in §2 and §A.6, thus possibly underspecifying the task instruction to the model. Our experimental setup is designed driven by the following observations; for most datasets, the original annotation guidelines are non-retrievable and could only be guessed from the description in the corresponding research publication. Further, LLMs are limited with regards to the context input size (see

Table 6 for details) and using longer prompts would have limited our experiments to a few models with appropriate input sizes.

## Acknowledgements

We thank Max Glockner, Hovhannes Tamoyan and Anmoel Goel for their feedback on an early draft of this work and the authors of the datasets we used for providing them publicly. We gratefully acknowledge the support of Microsoft with a grant for access to OpenAI GPT models via the Azure cloud (Accelerate Foundation Model Academic Research). This work has been funded by the German Federal Ministry of Education and Research (BMBF) under the promotional reference 01UP2229B (KoPoCoV) and by the German Research Foundation (DFG) as part of the Research Training Group KRITIS No. GRK 2222. Anne Lauscher’s work is funded under the Excellence Strategy of the Federal Government and the L ander.

## References

- Hala Al Kuwatly, Maximilian Wich, and Georg Groh. 2020. [Identifying and measuring annotator bias based on annotators’ demographic characteristics](#). In *Proceedings of the Fourth Workshop on Online Abuse and Harms*, pages 184–190, Online. Association for Computational Linguistics.
- Lisa P. Argyle, Ethan C. Busby, Nancy Fulda, Joshua R. Gubler, Christopher Rytting, and David Wingate. 2023. [Out of one, many: Using language models to simulate human samples](#). *Political Analysis*, 31(3):337–351.
- Lora Aroyo and Chris Welty. 2015. [Truth is a lie: Crowd truth and the seven myths of human annotation](#). *AI Magazine*, 36(1):15–24.
- Alexandra Balahur, Ralf Steinberger, Mijail Kabadjov, Vanni Zavarella, Erik van der Goot, Matina Halkia, Bruno Pouliquen, and Jenya Belyaeva. 2010. [Sentiment analysis in the news](#). In *Proceedings of the Seventh International Conference on Language Resources and Evaluation (LREC’10)*, Valletta, Malta. European Language Resources Association (ELRA).
- Valerio Basile, Michael Fell, Tommaso Fornaciari, Dirk Hovy, Silviu Paun, Barbara Plank, Massimo Poesio, and Alexandra Uma. 2021. [We need to consider disagreement in evaluation](#). In *Proceedings of the 1st Workshop on Benchmarking: Past, Present and Future*, pages 15–21, Online. Association for Computational Linguistics.
- Stella Biderman, Hailey Schoelkopf, Quentin Gregory Anthony, Herbie Bradley, Kyle O’Brien, Eric Hallahan, Mohammad Aflah Khan, Shivanshu Purohit, USVSN Sai Prashanth, Edward Raff, et al. 2023. [Pythia: A suite for analyzing large language models across training and scaling](#). In *International Conference on Machine Learning*, pages 2397–2430. PMLR.
- Laura Biester, Vanita Sharma, Ashkan Kazemi, Naihao Deng, Steven Wilson, and Rada Mihalcea. 2022. [Analyzing the effects of annotator gender across NLP tasks](#). In *Proceedings of the 1st Workshop on Perspectivist Approaches to NLP @LREC2022*, pages 10–19, Marseille, France. European Language Resources Association.
- Tom Brown, Benjamin Mann, Nick Ryder, Melanie Subbiah, Jared D Kaplan, Prafulla Dhariwal, Arvind Neelakantan, Pranav Shyam, Girish Sastry, Amanda Askell, et al. 2020. [Language models are few-shot learners](#). *Advances in neural information processing systems*, 33:1877–1901.
- Federico Cabitza, Andrea Campagner, and Valerio Basile. 2023. [Toward a perspectivist turn in ground truthing for predictive computing](#). *Proceedings of the AAAI Conference on Artificial Intelligence*, 37(6):6860–6868.
- Nicholas Carlini, Daphne Ippolito, Matthew Jagielski, Katherine Lee, Florian Tram er, and Chiyuan Zhang. 2023. [Quantifying memorization across neural language models](#). In *The Eleventh International Conference on Learning Representations*.
- Myra Cheng, Esin Durmus, and Dan Jurafsky. 2023. [Marked personas: Using natural language prompts to measure stereotypes in language models](#). In *Proceedings of the 61st Annual Meeting of the Association for Computational Linguistics (Volume 1: Long Papers)*, pages 1504–1532, Toronto, Canada. Association for Computational Linguistics.
- Hyung Won Chung, Le Hou, Shayne Longpre, Barret Zoph, Yi Tay, William Fedus, Eric Li, Xuezhi Wang, Mostafa Dehghani, Siddhartha Brahma, Albert Webson, Shixiang Shane Gu, Zhuyun Dai, Mirac Suzgun, Xinyun Chen, Aakanksha Chowdhery, Sharan Narang, Gaurav Mishra, Adams Yu, Vincent Y. Zhao, Yanping Huang, Andrew M. Dai, Hongkun Yu, Slav Petrov, Ed H. Chi, Jeff Dean, Jacob Devlin, Adam Roberts, Denny Zhou, Quoc V. Le, and Jason Wei. 2022. [Scaling instruction-finetuned language models](#). *CoRR*, abs/2210.11416.
- Mike Conover, Matt Hayes, Ankit Mathur, Jianwei Xie, Jun Wan, Sam Shah, Ali Ghodsi, Patrick Wendell, Matei Zaharia, and Reynold Xin. 2023. [Free dolly: Introducing the world’s first truly open instruction-tuned llm](#).
- Aida Mostafazadeh Davani, Mohammad Atari, Brendan Kennedy, and Morteza Dehghani. 2023. [Hate speech classifiers learn normative social stereotypes](#).

- Transactions of the Association for Computational Linguistics*, 11:300–319.
- Aida Mostafazadeh Davani, Mark Díaz, and Vinodkumar Prabhakaran. 2022. [Dealing with disagreements: Looking beyond the majority vote in subjective annotations](#). *Transactions of the Association for Computational Linguistics*, 10:92–110.
- Ameet Deshpande, Vishvak Murahari, Tanmay Rajpurohit, Ashwin Kalyan, and Karthik Narasimhan. 2023. [Toxicity in chatgpt: Analyzing persona-assigned language models](#). *CoRR*, abs/2304.05335.
- Tim Dettmers, Mike Lewis, Sam Shleifer, and Luke Zettlemoyer. 2022. [8-bit optimizers via block-wise quantization](#). *9th International Conference on Learning Representations, ICLR*.
- Mark Díaz, Isaac Johnson, Amanda Lazar, Anne Marie Piper, and Darren Gergle. 2018. [Addressing age-related bias in sentiment analysis](#). In *Proceedings of the 2018 chi conference on human factors in computing systems*, pages 1–14.
- Mark Díaz, Ian D. Kivlichan, Rachel Rosen, Dylan K. Baker, Razvan Amironesei, Vinodkumar Prabhakaran, and Emily Denton. 2022. [Crowdworksheets: Accounting for individual and collective identities underlying crowdsourced dataset annotation](#). In *FAccT ’22: 2022 ACM Conference on Fairness, Accountability, and Transparency, Seoul, Republic of Korea, June 21 - 24, 2022*, pages 2342–2351. ACM.
- Esin Durmus, Karina Nyugen, Thomas I. Liao, Nicholas Schiefer, Amanda Askell, Anton Bakhtin, Carol Chen, Zac Hatfield-Dodds, Danny Hernandez, Nicholas Joseph, Liane Lovitt, Sam McCandlish, Orowa Sikder, Alex Tamkin, Janel Thamkul, Jared Kaplan, Jack Clark, and Deep Ganguli. 2023. [Towards measuring the representation of subjective global opinions in language models](#). *CoRR*, abs/2306.16388.
- Elizabeth Excell and Noura Al Moubayed. 2021. [Towards equal gender representation in the annotations of toxic language detection](#). In *Proceedings of the 3rd Workshop on Gender Bias in Natural Language Processing*, pages 55–65, Online. Association for Computational Linguistics.
- Yu Fei, Yifan Hou, Zeming Chen, and Antoine Bosselut. 2023. [Mitigating label biases for in-context learning](#). In *Proceedings of the 61st Annual Meeting of the Association for Computational Linguistics (Volume 1: Long Papers)*, pages 14014–14031, Toronto, Canada. Association for Computational Linguistics.
- Eve Fleisig, Rediet Abebe, and Dan Klein. 2023. [When the majority is wrong: Modeling annotator disagreement for subjective tasks](#). *CoRR*, abs/2305.06626.
- Tommaso Fornaciari, Alexandra Uma, Silviu Paun, Barbara Plank, Dirk Hovy, and Massimo Poesio. 2021. [Beyond black & white: Leveraging annotator disagreement via soft-label multi-task learning](#). In *Proceedings of the 2021 Conference of the North American Chapter of the Association for Computational Linguistics: Human Language Technologies*, pages 2591–2597, Online. Association for Computational Linguistics.
- Mitchell L. Gordon, Michelle S. Lam, Joon Sung Park, Kayur Patel, Jeff Hancock, Tatsunori Hashimoto, and Michael S. Bernstein. 2022. [Jury learning: Integrating dissenting voices into machine learning models](#). In *Proceedings of the 2022 CHI Conference on Human Factors in Computing Systems, CHI ’22*, New York, NY, USA. Association for Computing Machinery.
- Mitchell L. Gordon, Kaitlyn Zhou, Kayur Patel, Tatsunori Hashimoto, and Michael S. Bernstein. 2021. [The disagreement deconvolution: Bringing machine learning performance metrics in line with reality](#). In *Proceedings of the 2021 CHI Conference on Human Factors in Computing Systems, CHI ’21*, New York, NY, USA. Association for Computing Machinery.
- Nitesh Goyal, Ian D Kivlichan, Rachel Rosen, and Lucy Vasserman. 2022. [Is your toxicity my toxicity? exploring the impact of rater identity on toxicity annotation](#). *Proceedings of the ACM on Human-Computer Interaction*, 6(CSCW2):1–28.
- Soumyajit Gupta, Sooyong Lee, Maria De-Arteaga, and Matthew Lease. 2023. [Same same, but different: Conditional multi-task learning for demographic-specific toxicity detection](#). In *Proceedings of the ACM Web Conference 2023, WWW ’23*, page 3689–3700, New York, NY, USA. Association for Computing Machinery.
- EunJeong Hwang, Bodhisattwa Prasad Majumder, and Niket Tandon. 2023. [Aligning language models to user opinions](#). *CoRR*, abs/2305.14929.
- Srinivasan Iyer, Xi Victoria Lin, Ramakanth Pasunuru, Todor Mihaylov, Daniel Simig, Ping Yu, Kurt Shuster, Tianlu Wang, Qing Liu, Punith Singh Koura, Xian Li, Brian O’Horo, Gabriel Pereyra, Jeff Wang, Christopher Dewan, Asli Celikyilmaz, Luke Zettlemoyer, and Ves Stoyanov. 2022. [OPT-IML: scaling language model instruction meta learning through the lens of generalization](#). *CoRR*, abs/2212.12017.
- Maurice Jakesch, Advait Bhat, Daniel Buschek, Lior Zalmanson, and Mor Naaman. 2023. [Co-writing with opinionated language models affects users’ views](#). In *Proceedings of the 2023 CHI Conference on Human Factors in Computing Systems, CHI ’23*, New York, NY, USA. Association for Computing Machinery.
- Brendan Kennedy, Mohammad Atari, Aida Mostafazadeh Davani, Leigh Yeh, Ali Omrani, Yehsong Kim, Kris Coombs, Shreya Havaladar, Gwenyth Portillo-Wightman, Elaine Gonzalez, et al. 2022. [Introducing the gab hate corpus: defining and applying hate-based rhetoric to](#)



- social media posts at scale. *Language Resources and Evaluation*, pages 1–30.
- Daniel Khashabi, Xinxu Lyu, Sewon Min, Lianhui Qin, Kyle Richardson, Sean Welleck, Hannaneh Hajishirzi, Tushar Khot, Ashish Sabharwal, Sameer Singh, and Yejin Choi. 2022. [Prompt waywardness: The curious case of discretized interpretation of continuous prompts](#). In *Proceedings of the 2022 Conference of the North American Chapter of the Association for Computational Linguistics: Human Language Technologies*, pages 3631–3643, Seattle, United States. Association for Computational Linguistics.
- Deepak Kumar, Patrick Gage Kelley, Sunny Consolvo, Joshua Mason, Elie Bursztein, Zakir Durumeric, Kurt Thomas, and Michael Bailey. 2021. [Designing toxic content classification for a diversity of perspectives](#). In *Seventeenth Symposium on Usable Privacy and Security (SOUPS 2021)*, pages 299–318.
- Sawan Kumar and Partha Talukdar. 2021. [Reordering examples helps during priming-based few-shot learning](#). In *Findings of the Association for Computational Linguistics: ACL-IJCNLP 2021*, pages 4507–4518, Online. Association for Computational Linguistics.
- Savannah Larimore, Ian Kennedy, Breon Haskett, and Alina Arseniev-Koehler. 2021. [Reconsidering annotator disagreement about racist language: Noise or signal?](#) In *Proceedings of the Ninth International Workshop on Natural Language Processing for Social Media*, pages 81–90, Online. Association for Computational Linguistics.
- Amanda Lazar, Mark Diaz, Robin Brewer, Chelsea Kim, and Anne Marie Piper. 2017. [Going gray, failure to hire, and the ick factor: Analyzing how older bloggers talk about ageism](#). In *Proceedings of the 2017 ACM Conference on Computer Supported Cooperative Work and Social Computing*, pages 655–668.
- Noah Lee, Na Min An, and James Thorne. 2023. [Can large language models infer and disagree like humans?](#) *CoRR*, abs/2305.13788.
- Yao Lu, Max Bartolo, Alastair Moore, Sebastian Riedel, and Pontus Stenetorp. 2022. [Fantastically ordered prompts and where to find them: Overcoming few-shot prompt order sensitivity](#). In *Proceedings of the 60th Annual Meeting of the Association for Computational Linguistics (Volume 1: Long Papers)*, pages 8086–8098, Dublin, Ireland. Association for Computational Linguistics.
- Yiwei Luo, Dallas Card, and Dan Jurafsky. 2020. [Detecting stance in media on global warming](#). In *Findings of the Association for Computational Linguistics: EMNLP 2020*, pages 3296–3315, Online. Association for Computational Linguistics.
- Sewon Min, Xinxu Lyu, Ari Holtzman, Mikel Artetxe, Mike Lewis, Hannaneh Hajishirzi, and Luke Zettlemoyer. 2022. [Rethinking the role of demonstrations: What makes in-context learning work?](#) In *Proceedings of the 2022 Conference on Empirical Methods in Natural Language Processing*, pages 11048–11064, Abu Dhabi, United Arab Emirates. Association for Computational Linguistics.
- Saif M. Mohammad, Svetlana Kiritchenko, Parinaz Sobhani, Xiaodan Zhu, and Colin Cherry. 2016. [Semeval-2016 task 6: Detecting stance in tweets](#). In *Proceedings of the International Workshop on Semantic Evaluation*, SemEval ’16, San Diego, California.
- John Nickolls, Ian Buck, Michael Garland, and Kevin Skadron. 2008. [Scalable parallel programming with cuda: Is cuda the parallel programming model that application developers have been waiting for?](#) *Queue*, 6(2):40–53.
- Matthias Orlikowski, Paul Röttger, Philipp Cimiano, and Dirk Hovy. 2023. [The ecological fallacy in annotation: Modeling human label variation goes beyond sociodemographics](#). In *Proceedings of the 61st Annual Meeting of the Association for Computational Linguistics (Volume 2: Short Papers)*, pages 1017–1029, Toronto, Canada. Association for Computational Linguistics.
- Long Ouyang, Jeffrey Wu, Xu Jiang, Diogo Almeida, Carroll Wainwright, Pamela Mishkin, Chong Zhang, Sandhini Agarwal, Katarina Slama, Alex Gray, John Schulman, Jacob Hilton, Fraser Kelton, Luke Miller, Maddie Simens, Amanda Askell, Peter Welinder, Paul Christiano, Jan Leike, and Ryan Lowe. 2022. [Training language models to follow instructions with human feedback](#). In *Advances in Neural Information Processing Systems*.
- Cecilia Ovesdotter Alm. 2011. [Subjective natural language problems: Motivations, applications, characterizations, and implications](#). In *Proceedings of the 49th Annual Meeting of the Association for Computational Linguistics: Human Language Technologies*, pages 107–112, Portland, Oregon, USA. Association for Computational Linguistics.
- Adam Paszke, Sam Gross, Francisco Massa, Adam Lerer, James Bradbury, Gregory Chanan, Trevor Killeen, Zeming Lin, Natalia Gimelshein, Luca Antiga, Alban Desmaison, Andreas Köpf, Edward Yang, Zach DeVito, Martin Raison, Alykhan Tejani, Sasank Chilamkurthy, Benoit Steiner, Lu Fang, Junjie Bai, and Soumith Chintala. 2019. [Pytorch: An imperative style, high-performance deep learning library](#). In *Neural Information Processing Systems*.
- Desmond Upton Patton, Philipp Blandfort, William R Frey, Michael B Gaskell, and Svebor Karaman. 2019. Annotating twitter data from vulnerable populations: Evaluating disagreement between domain experts and graduate student annotators.(2019).
- Jiaxin Pei and David Jurgens. 2023. [When do annotator demographics matter? measuring the influence of annotator demographics with the POPQUORN](#)

- dataset. In *Proceedings of the 17th Linguistic Annotation Workshop (LAW-XVII)*, pages 252–265, Toronto, Canada. Association for Computational Linguistics.
- Barbara Plank. 2022. The “problem” of human label variation: On ground truth in data, modeling and evaluation. In *Proceedings of the 2022 Conference on Empirical Methods in Natural Language Processing*, pages 10671–10682, Abu Dhabi, United Arab Emirates. Association for Computational Linguistics.
- Vinodkumar Prabhakaran, Aida Mostafazadeh Davani, and Mark Diaz. 2021. On releasing annotator-level labels and information in datasets. In *Proceedings of the Joint 15th Linguistic Annotation Workshop (LAW) and 3rd Designing Meaning Representations (DMR) Workshop*, pages 133–138, Punta Cana, Dominican Republic. Association for Computational Linguistics.
- R Core Team. 2023. *R: A Language and Environment for Statistical Computing*. R Foundation for Statistical Computing, Vienna, Austria.
- Colin Raffel, Noam Shazeer, Adam Roberts, Katherine Lee, Sharan Narang, Michael Matena, Yanqi Zhou, Wei Li, and Peter J Liu. 2020. Exploring the limits of transfer learning with a unified text-to-text transformer. *The Journal of Machine Learning Research*, 21(1):5485–5551.
- Paul Rottger, Bertie Vidgen, Dirk Hovy, and Janet Pierrehumbert. 2022. Two contrasting data annotation paradigms for subjective NLP tasks. In *Proceedings of the 2022 Conference of the North American Chapter of the Association for Computational Linguistics: Human Language Technologies*, pages 175–190, Seattle, United States. Association for Computational Linguistics.
- Shibani Santurkar, Esin Durmus, Faisal Ladhak, Cinoo Lee, Percy Liang, and Tatsunori Hashimoto. 2023. Whose opinions do language models reflect? In *International Conference on Machine Learning, ICML 2023, 23-29 July 2023, Honolulu, Hawaii, USA*, volume 202 of *Proceedings of Machine Learning Research*, pages 29971–30004. PMLR.
- Sebastin Santy, Jenny Liang, Ronan Le Bras, Katharina Reinecke, and Maarten Sap. 2023. NLPositionality: Characterizing design biases of datasets and models. In *Proceedings of the 61st Annual Meeting of the Association for Computational Linguistics (Volume 1: Long Papers)*, pages 9080–9102, Toronto, Canada. Association for Computational Linguistics.
- Maarten Sap, Swabha Swayamdipta, Laura Vianna, Xuhui Zhou, Yejin Choi, and Noah A. Smith. 2022. Annotators with attitudes: How annotator beliefs and identities bias toxic language detection. In *Proceedings of the 2022 Conference of the North American Chapter of the Association for Computational Linguistics: Human Language Technologies*, pages 5884–5906, Seattle, United States. Association for Computational Linguistics.
- Qinlan Shen and Carolyn Rose. 2021. What sounds “right” to me? experiential factors in the perception of political ideology. In *Proceedings of the 16th Conference of the European Chapter of the Association for Computational Linguistics: Main Volume*, pages 1762–1771, Online. Association for Computational Linguistics.
- Yi Tay, Mostafa Dehghani, Vinh Q. Tran, Xavier Garcia, Jason Wei, Xuezhi Wang, Hyung Won Chung, Dara Bahri, Tal Schuster, Steven Zheng, Denny Zhou, Neil Houlsby, and Donald Metzler. 2023. UL2: Unifying language learning paradigms. In *The Eleventh International Conference on Learning Representations*.
- Kushal Tirumala, Aram Markosyan, Luke Zettlemoyer, and Armen Aghajanyan. 2022. Memorization without overfitting: Analyzing the training dynamics of large language models. *Advances in Neural Information Processing Systems*, 35:38274–38290.
- Alexandra N Uma, Tommaso Fornaciari, Dirk Hovy, Silviu Paun, Barbara Plank, and Massimo Poesio. 2021. Learning from disagreement: A survey. *Journal of Artificial Intelligence Research*, 72:1385–1470.
- Ruyuan Wan, Jaehyung Kim, and Dongyeop Kang. 2023. Everyone’s voice matters: Quantifying annotation disagreement using demographic information. *Proceedings of the AAAI Conference on Artificial Intelligence*, 37(12):14523–14530.
- Yizhong Wang, Swaroop Mishra, Pegah Alipoormolabashi, Yeganeh Kordi, Amirreza Mirzaei, Atharva Naik, Arjun Ashok, Arut Selvan Dhanasekaran, Anjana Arunkumar, David Stap, Eshaan Pathak, Giannis Karamanolakis, Haizhi Lai, Ishan Purohit, Ishani Mondal, Jacob Anderson, Kirby Kuznia, Krima Doshi, Kuntal Kumar Pal, Maitreya Patel, Mehrad Moradshahi, Mihir Parmar, Mirali Purohit, Neeraj Varshney, Phani Rohitha Kaza, Pulkit Verma, Ravsehaj Singh Puri, Rushang Karia, Savan Doshi, Shailaja Keyur Sampat, Siddhartha Mishra, Sujan Reddy A, Sumanta Patro, Tanay Dixit, and Xudong Shen. 2022. Super-NaturalInstructions: Generalization via declarative instructions on 1600+ NLP tasks. In *Proceedings of the 2022 Conference on Empirical Methods in Natural Language Processing*, pages 5085–5109, Abu Dhabi, United Arab Emirates. Association for Computational Linguistics.
- Zeera Waseem. 2016. Are you a racist or am I seeing things? annotator influence on hate speech detection on Twitter. In *Proceedings of the First Workshop on NLP and Computational Social Science*, pages 138–142, Austin, Texas. Association for Computational Linguistics.
- Albert Webson and Ellie Pavlick. 2022. Do prompt-based models really understand the meaning of their prompts? In *Proceedings of the 2022 Conference of the North American Chapter of the Association for Computational Linguistics: Human Language Technologies*, pages 2300–2344, Seattle, United States. Association for Computational Linguistics.

- Thomas Wolf, Lysandre Debut, Victor Sanh, Julien Chaumond, Clement Delangue, Anthony Moi, Pierric Cistac, Tim Rault, Rémi Louf, Morgan Funtowicz, and Jamie Brew. 2019. [Huggingface’s transformers: State-of-the-art natural language processing](#). *CoRR*, abs/1910.03771.
- S. N. Wood. 2003. [Thin-plate regression splines](#). *Journal of the Royal Statistical Society (B)*, 65(1):95–114.
- S. N. Wood. 2004. [Stable and efficient multiple smoothing parameter estimation for generalized additive models](#). *Journal of the American Statistical Association*, 99(467):673–686.
- S. N. Wood. 2011. [Fast stable restricted maximum likelihood and marginal likelihood estimation of semi-parametric generalized linear models](#). *Journal of the Royal Statistical Society (B)*, 73(1):3–36.
- Simon N Wood. 2017. [Generalized additive models: an introduction with R](#). CRC press.
- S.N. Wood, N., Pya, and B. Säfken. 2016. [Smoothing parameter and model selection for general smooth models \(with discussion\)](#). *Journal of the American Statistical Association*, 111:1548–1575.
- Jiacheng Ye, Zhiyong Wu, Jiangtao Feng, Tao Yu, and Lingpeng Kong. 2023. [Compositional exemplars for in-context learning](#). In *International Conference on Machine Learning, ICML 2023, 23-29 July 2023, Honolulu, Hawaii, USA*, volume 202 of *Proceedings of Machine Learning Research*, pages 39818–39833. PMLR.
- Susan Zhang, Stephen Roller, Naman Goyal, Mikel Artetxe, Moya Chen, Shuohui Chen, Christopher Dewan, Mona T. Diab, Xian Li, Xi Victoria Lin, Todor Mihaylov, Myle Ott, Sam Shleifer, Kurt Shuster, Daniel Simig, Punit Singh Koura, Anjali Sridhar, Tianlu Wang, and Luke Zettlemoyer. 2022. [OPT: open pre-trained transformer language models](#). *CoRR*, abs/2205.01068.
- Zihao Zhao, Eric Wallace, Shi Feng, Dan Klein, and Sameer Singh. 2021. [Calibrate before use: Improving few-shot performance of language models](#). In *Proceedings of the 38th International Conference on Machine Learning*, volume 139 of *Proceedings of Machine Learning Research*, pages 12697–12706. PMLR.
- Xiang Zhou, Yixin Nie, and Mohit Bansal. 2022. [Distributed NLI: Learning to predict human opinion distributions for language reasoning](#). In *Findings of the Association for Computational Linguistics: ACL 2022*, pages 972–987, Dublin, Ireland. Association for Computational Linguistics.

## A Appendix

### A.1 Dataset details

**Toxicity - DP.** The *DP* dataset comprises comments extracted from various online forums, including Twitter, 4chan, and Reddit, spanning from December 2019 to August 2020. These comments underwent annotation via Amazon Mechanical Turk, receiving five annotations per instance. Sociodemographic data of the annotators was gathered, contingent upon the approval of the pertinent Institutional Review Board (IRB). The dataset did not come equipped with a definitive gold label. Therefore, we instituted a majority voting mechanism, leveraging the raw annotations to ascertain the gold label. We exclude instances wherein selected sociodemographic attributes received responses such as "Prefer not to say", instances with multiple selections for the *race* attribute, and any attributes marked with generic designations like *Other* or *Unknown*. This reduced the initial dataset size from 107,620 to 55,364 instances.

**Toxicity - Jigsaw.** We filtered all instances where unaggregated annotations were missing, which reduced the dataset size from 1,999,516 to 1,804,874 instances.

**Hatespeech - GHC.** We filtered all instances where no gold annotation was provided. Thus, the initial dataset size was reduced from 27,553 to 27,434.

**Hatespeech - H-Twitter.** For H-Twitter, none of 6,909 instances were filtered.

**Stance Detection - SE2016.** We only considered instances where both the aggregated and the complete set of unaggregated annotations were available. In addition, we removed the hashtag '#SemST' which was artificially added by the dataset authors. The dataset we used consists of 3,591 instances.

**Stance - GWSD.** It is composed of a subset of 2,050 annotated articles, extracted from a larger pool of 56,000 articles on global warming. These articles were published between January 1, 2000, and April 12, 2020, by 63 distinct U.S. news outlets. After filtering instances where no annotations were provided and removing duplicates, 2,042 instances remained of the initial 2,050.

Model	Parameters	Context Window Size
InstructGPT	175B	4097
Flan-T5	80M	512
	250M	512
	780M	512
	3B	512
	11B	512
Flan-UL2	20B	512
Tk-Instruct	80M	512
	250M	512
	780M	512
	3B	512
	11B	512
OPT-IML	1.3B	2048
	30B	2048
Dolly-V2	2.8B	2560
	6.9B	4096
	12B	5120

Table 6: The models and configurations we use.

**Sentiment - Diaz.** The Diaz dataset is the second dataset where sociodemographic data of the annotators was gathered. We only considered the sociodemographic attributes which were also used in the *DP* dataset. To remain comparability, we convert the original 5-point answer for political affiliations into a 3-scale by mapping 'Somewhat conservative' and 'Very conservative' to 'Conservative' and 'Somewhat liberal' and 'Very liberal' to 'Liberal'. We filtered all instances where annotators replied with *Other* for the attribute race. The dataset which was used for sampling contains 14,071 instances.

### A.2 Model Details

We provide an overview of all models, their size in terms of number of parameters and their context window size in Table 6. For models with parameters less than 3B (i.e. Flan-T5 80M-3B, Tk-Instruct 80M-3B, OPT-IML 3B and Dolly-V2 2.8B) no inference optimization was applied. We used 8-bit optimization for all other models.

### A.3 Experimental Details

All experiments were conducted using PyTorch (Paszke et al., 2019) 2.0.1, Huggingface Transformers (Wolf et al., 2019) 4.28.1 and CUDA (Nickolls et al., 2008) 11.8 on a computation cluster with a combination of A100 (40GB), A180 (80GB) and H100PCIE (80GB) GPU cards. Depending on the dataset and the GPU in use, we



used batch sizes ranging from 4 to 32. We used 8-bit optimization (Dettmers et al., 2022) for models with parameter numbers larger than 3B. For prompting `INSTRUCTGPT`, we used both the `OpenAI API` and `Microsoft Azure API`.

#### A.4 Prediction changes per sociodemographic attribute

For better overview of the attributes which lead to the most prediction changes, we aggregated the most influential attributes in Table 7. It can be seen that a combination of all sociodemographic attributes leads to the most substantial changes for most of the datasets (64%).

#### A.5 Zero-Shot Prompting using sociodemographic information

The complete list of results for zero-shot prompting using sociodemographic profiles is provided in Table 8 (hard evaluation) and Table 9 (soft evaluation). The good performance of models from the `Tk-INSTRUCT` family on the Jigsaw dataset is most likely due to the dataset being present in the instruction-tuning dataset which was used (Wang et al., 2022). The authors report toxic language detection with 40 datasets being one of the most prominent tasks among all. Some of the results for GWSD can be explained in a similar vein as stance detection has been part of the instruction-tuning tasks present in the dataset.

#### A.6 Robustness Analysis

Several works demonstrated the brittleness of zero-shot and few-shot predictions of language models (Min et al., 2022) due to factors such as the prompt format or the order of the in-context examples (Zhao et al., 2021; Lu et al., 2022). Thus, we evaluate if our results are subject to such variations, by repeating our experiments using three different prompt formulations. The prompt formulations are displayed in Table 10. The complete results are shown in Figure 6 (with sociodemographic information) and Figure 7 (without sociodemographic information).

We observe that most differences are induced when comparing the prompt using a minimal formulation (format 2) with the more elaborate versions (format 0,1). Structurally, we see that prompting both with and without sociodemographic information is affected by the prompt formulation to a large extent.

#### A.7 GLMM Analyses

In addition to the reported percentages of label changes (Figure 3), classification performance measures (Tables 3 and 4), and disagreement prediction performance (Figure 4), we conduct statistical analyses using generalized linear mixed models (GLMMs). GLMMs allow us to statistically account for various fixed and random effects and, thereby, account for potential confounders and statistical dependencies in our data. We thus fit four GLMs/GLMMs for (i) the model sensitivity experiment (Section 4.1), (ii) the prediction of individual (original) annotations (Section 4.2), (iii) the prediction of aggregated annotations (Section 4.2), and (iv) the prediction of ambiguous instances (Section 4.4). We model the respective binary label changes, classification accuracies, and disagreement prediction accuracies on an instance level across datasets. We use R (R Core Team, 2023) and `mgcv` 1.8-42 (Wood, 2011; Wood et al., 2016; Wood, 2004, 2017, 2003) to fit all our models.

##### A.7.1 Model Specifications

We fit binomial models (logit link) and include the factors (a) model family (e.g., `Flan-T5`), (b) model size (logarithmic), (c) task (e.g., sentiment analysis), (d) text length in characters (i.e., length of the text to be classified), and (e) additional prompt length in characters (i.e., length of the entire prompt excluding the text to be classified) as fixed effects for all models. We additionally model the specific dataset as a random effect to account for structural dependencies stemming from the choice of dataset for all models except the (second) model that predicts individual annotations as, for this experiment, there only is one dataset per task. In the following, we specify the predictor variable and additional covariates for the four models.

**Sensitivity Model.** We model the probability of a label change between standard and SD prompting.

**Individual Annotations Model.** We model the probability of a model predicting the correct (individually-annotated) class label. We additionally include the prompting method used (standard or sociodemographic prompting) as a fixed effect. To gain further insights on the interaction of using sociodemographic prompting with model size, family, or text length, we additionally model all pairwise interactions between prompting method and the fixed effects listed above.

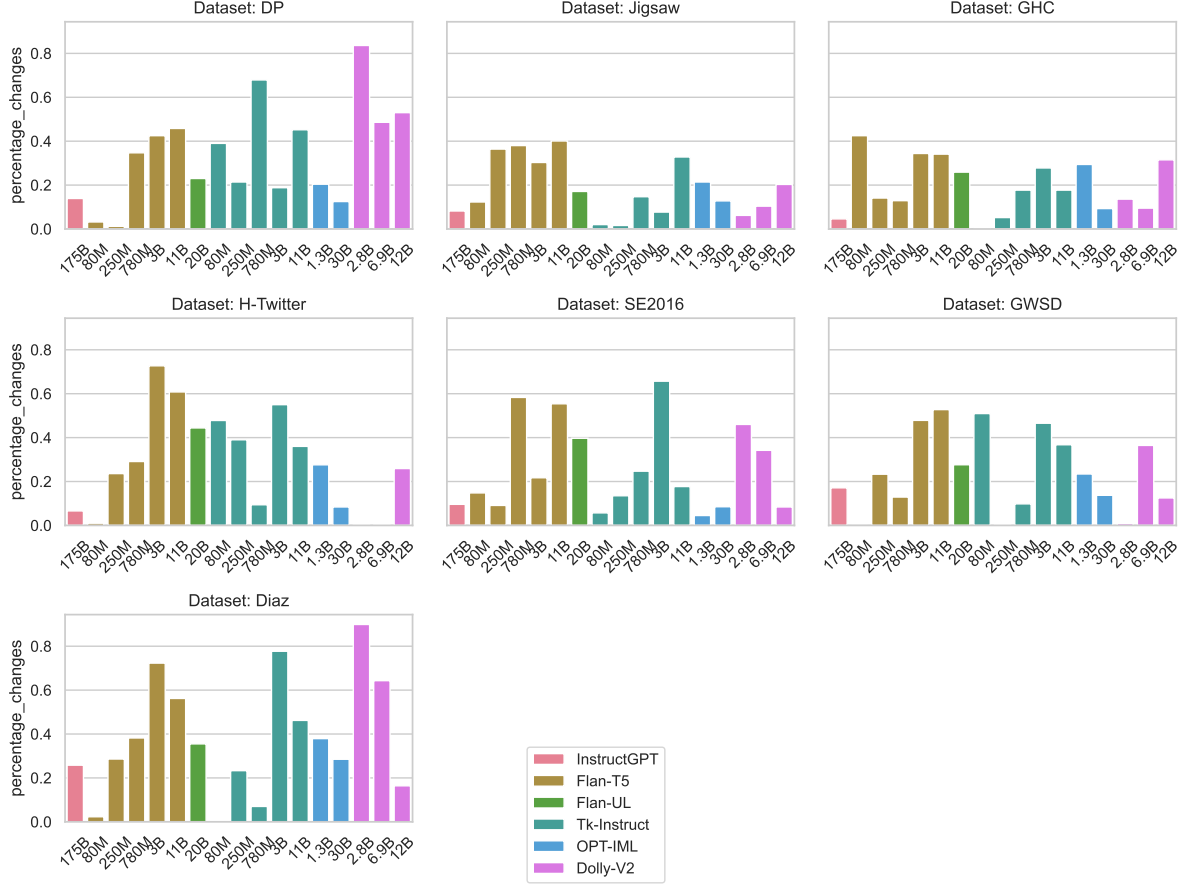


Figure 5: Percentage of prediction changes when comparing outputs of zero-shot prompting with and without sociodemographic information. The x-axis displays the model sizes of various instruction-tuned model families (same color).

**Aggregated Annotations Model.** In this model, we predict the probability of a model predicting the correct aggregated label. We include the same model terms as the previous model and additionally include a random effect of dataset.

**Ambiguity Model.** We model the probability of successfully predicting annotator disagreement as the predictor variable. The included fixed and random effects are identical to the sensitivity model.

## A.7.2 Results

**Sensitivity Model.** Table 11 displays the test statistics regarding the parametric fixed terms of the sensitivity model. We observe a statistically significant positive effect of **model size** ( $\beta=0.56$ , 95% CI [0.54, 0.58],  $p<0.001$ ), a significant negative effect of **text length** ( $\beta=-1.69\text{e-}04$ , 95% CI [-2.93e-04, -4.51e-05],  $p=0.007$ ), and a statistically significant effect of **model family** ( $\chi^2(5)=3937.76$ ,  $p<0.001$ ). A post hoc Wald comparison of the contrasts for model family revealed significant dif-

ferences between all pairs of model families. The corresponding estimates are (in descending order) Flan-T5 ( $\beta=0.58$ , 95% CI [0.53, 0.63]), Tk-Instruct ( $\beta=0.33$ , 95% CI [0.28, 0.37]), Flan-UL ( $\beta=-0.21$ , 95% CI [-0.27, -0.14]), OPT-IML ( $\beta=-0.64$ , 95% CI [-0.70, -0.59]), and InstructGPT ( $\beta=-1.90$ , 95% CI [-1.99, -1.82]). Note that the estimate for Dolly-V2 is fixed as the reference level.

**Individual Annotations Model.** Table 13 displays the test statistics regarding the parametric fixed terms of the individual annotation prediction model. As, in contrast to the sensitivity model, that modelled the effect of SD prompting within the predictor variable, this model includes SD prompting as a covariate, we focus on effects involving the prompting method variable.<sup>3</sup> While

<sup>3</sup>The interpretation of, e.g., the statistically significant effect of text length is that it has an overall impact on prediction accuracy for both, standard prompting as well as SD prompting. Instead of this main effect, we are interested in the interaction effect, i.e., the relevance of text length particularly when SD prompting is used.

Model (Params)	DP	Jigsaw	GHC	H-Twitter	SE2016	GWSD	Diaz
InstructGPT (175B)	R (17.30%)	All (8.20%)	R (5.50%)	R (7.90%)	All (9.60%)	All (17.12%)	PA (36.60%)
Flan-T5 (80M)	All (3.20%)	All (12.30%)	All (42.50%)	PA (2.60%)	All (14.80%)	All (0.00%)	All (2.30%)
Flan-T5 (250M)	A (1.80%)	All (36.40%)	R (16.40%)	All (23.60%)	All (9.10%)	E (33.93%)	All (28.60%)
Flan-T5 (780M)	All (34.70%)	All (38.00%)	R (17.30%)	All (29.10%)	All (58.30%)	All (12.91%)	All (38.20%)
Flan-T5 (3B)	PA (46.80%)	R (51.90%)	E (38.10%)	All (72.70%)	All (21.70%)	All (47.85%)	All (72.30%)
Flan-T5 (11B)	PA (50.40%)	R (41.30%)	R (36.70%)	R (64.90%)	All (55.40%)	All (52.75%)	R (64.00%)
Flan-UL2 (20B)	E (25.60%)	G (25.20%)	R (32.80%)	R (56.60%)	All (39.70%)	All (27.63%)	All (35.50%)
Tk-Instruct (80M)	All (39.00%)	All (2.00%)	All (0.60%)	R (58.40%)	All (5.70%)	All (50.95%)	All (0.00%)
Tk-Instruct (250M)	All (21.40%)	All (1.60%)	All (5.20%)	All (39.00%)	All (13.50%)	R (0.80%)	All (23.30%)
Tk-Instruct (780M)	All (67.90%)	PA (14.80%)	All (17.70%)	All (9.40%)	All (24.70%)	E (12.61%)	All (7.00%)
Tk-Instruct (3B)	All (18.80%)	PA (7.90%)	All (27.80%)	All (55.00%)	All (65.70%)	All (46.55%)	All (77.70%)
Tk-Instruct (11B)	All (45.20%)	All (32.80%)	R (19.20%)	All (36.00%)	All (17.70%)	All (36.74%)	All (46.20%)
OPT-IML (1.3B)	PA (22.00%)	R (30.00%)	R (34.20%)	All (27.60%)	G (4.70%)	All (23.42%)	All (37.90%)
OPT-IML (30B)	All (12.50%)	R (12.90%)	All (9.30%)	R (9.90%)	E (8.80%)	R (14.61%)	All (28.50%)
Dolly-V2 (2.8B)	All (83.60%)	All (6.20%)	All (13.60%)	All (0.40%)	All (46.00%)	All (0.90%)	All (89.90%)
Dolly-V2 (6.9B)	All (48.60%)	All (10.40%)	All (9.50%)	All (0.30%)	G (39.10%)	PA (53.65%)	PA (64.90%)
Dolly-V2 (12B)	E (59.80%)	All (20.30%)	A (35.80%)	PA (29.80%)	G (16.20%)	A (14.61%)	PA (19.60%)

Table 7: Most influential sociodemographic attribute per model and dataset. **All** refers to the combination of all sociodemographic attributes, **PA** refers to *Political Affiliation*, **R** refers to *Race*, **A** refers to *Age-Range*, **E** refers to *Education* and **G** refers to *Gender*. In brackets the percentage of label changes due to sociodemographic prompting when compared to prompting without any sociodemographic information.

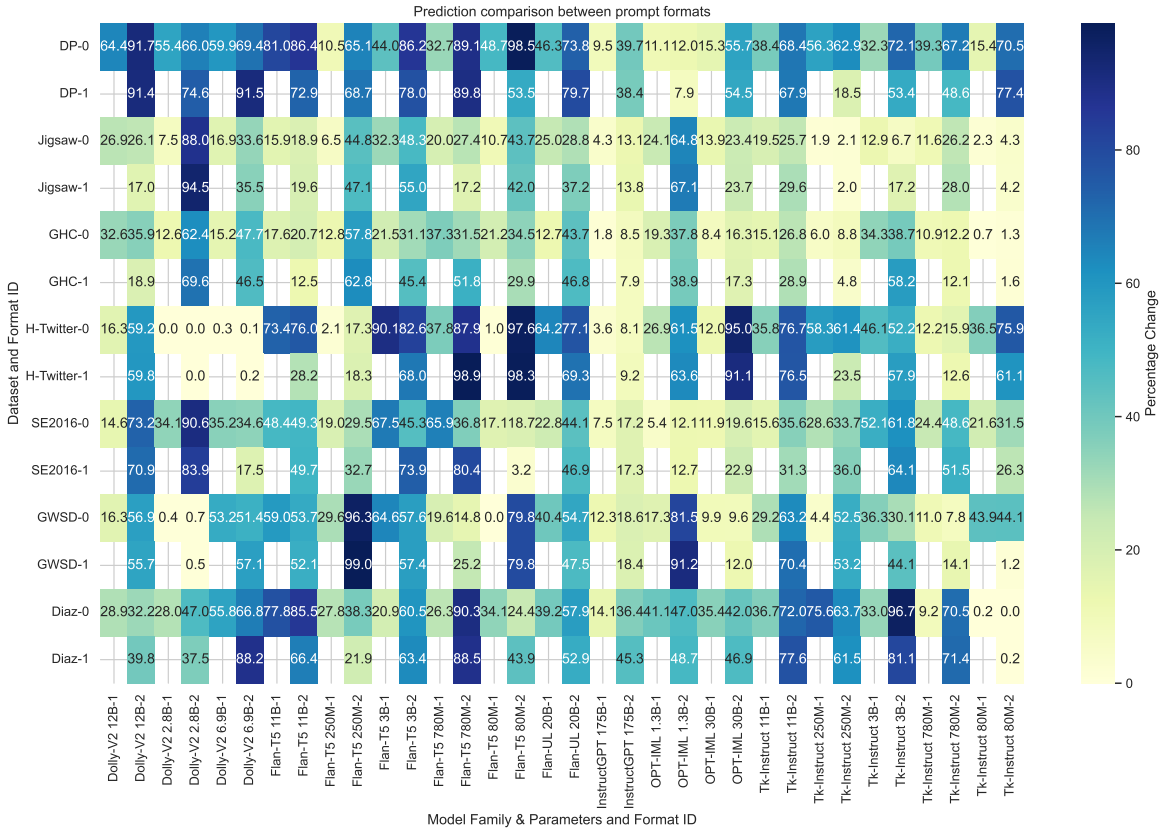


Figure 6: Comparison of label changes when prompting (with sociodemographic information) with different prompt formulations (i.e. format 0,1 or 2) across seven datasets and two models. A cell value resembles the prediction difference between prompting with the format id provided per row and column.

we do not find a significant main effect of using SD prompting, we observe several interaction effects of SD prompting. Concretely, we observe

a statistically significant negative interaction effect of **model size and SD prompting** ( $\beta=-0.12$ , 95% CI [-0.15, -0.09],  $p<0.001$ ), a statistically sig-

Model	Toxicity				Hatespeech				Stance Detection				Sentiment	
	DP		Jigsaw		GHC		H-Twitter		SE2016		GWSD		Diaz	
	Acc	F1	Acc	F1	Acc	F1	Acc	F1	Acc	F1	Acc	F1	Acc	F1
InstructGPT(175B)	.48	.27	.76	.59	.89	<b>.75</b>	<b>.87</b>	<b>.57</b>	<b>.53</b>	.51	<b>.72</b>	<b>.69</b>	.36	.33
InstructGPT(175B) SD	<b>.51</b>	<b>.28</b>	<b>.79</b>	<b>.60</b>	.89	.74	.86	.53	.52	<b>.52</b>	.69	.68	<b>.39</b>	.33
Flan-T5(80M)	.61	<b>.17</b>	.21	.21	.32	.31	.01	.00	.21	.13	.45	.21	.06	.03
Flan-T5(80M) SD	.61	.16	<b>.32</b>	<b>.30</b>	<b>.64</b>	<b>.48</b>	.01	<b>.01</b>	<b>.24</b>	<b>.17</b>	.45	.21	.06	.03
Flan-T5(250M)	<b>.17</b>	.06	<b>.40</b>	<b>.33</b>	.19	.19	.63	.20	<b>.56</b>	.27	<b>.27</b>	.21	.13	.08
Flan-T5(250M) SD	.16	.06	.12	.12	<b>.22</b>	<b>.22</b>	<b>.84</b>	<b>.23</b>	.54	<b>.28</b>	.25	.21	<b>.15</b>	<b>.09</b>
Flan-T5(780M)	<b>.18</b>	.09	<b>.54</b>	<b>.38</b>	<b>.29</b>	<b>.26</b>	.05	.04	<b>.37</b>	<b>.26</b>	<b>.42</b>	.21	.20	.10
Flan-T5(780M) SD	.16	.09	.22	.21	.24	.22	<b>.09</b>	<b>.07</b>	.24	.21	.40	<b>.23</b>	<b>.36</b>	<b>.13</b>
Flan-T5(3B)	<b>.61</b>	<b>.16</b>	<b>.67</b>	<b>.54</b>	<b>.37</b>	<b>.35</b>	<b>.09</b>	<b>.06</b>	<b>.26</b>	<b>.22</b>	.30	.25	.10	.06
Flan-T5(3B) SD	.35	.15	.55	.45	.21	.19	.02	.01	.23	.20	<b>.46</b>	<b>.37</b>	<b>.42</b>	<b>.13</b>
Flan-T5(11B)	<b>.23</b>	<b>.14</b>	<b>.42</b>	<b>.34</b>	<b>.38</b>	<b>.33</b>	<b>.67</b>	<b>.21</b>	.30	<b>.26</b>	.36	.27	<b>.32</b>	.16
Flan-T5(11B) SD	.17	.10	.13	.13	.16	.16	.27	.12	<b>.33</b>	.24	<b>.40</b>	<b>.33</b>	.28	.16
Tk-Instruct(80M)	<b>.15</b>	<b>.07</b>	<b>.90</b>	.48	<b>.87</b>	.46	<b>.70</b>	<b>.24</b>	<b>.58</b>	.25	<b>.44</b>	.23	.03	.01
Tk-Instruct(80M) SD	.10	.06	.88	<b>.49</b>	.86	.46	.41	.17	.56	<b>.26</b>	.41	<b>.30</b>	.03	.01
Tk-Instruct(250M)	.17	.11	.90	.49	<b>.85</b>	.47	<b>.66</b>	<b>.21</b>	<b>.25</b>	<b>.18</b>	.35	.17	.03	.02
Tk-Instruct(250M) SD	<b>.23</b>	.11	<b>.91</b>	<b>.51</b>	.82	<b>.49</b>	.45	.16	.21	.13	<b>.36</b>	<b>.18</b>	.03	.02
Tk-Instruct(780M)	<b>.48</b>	<b>.17</b>	.71	.50	.72	<b>.50</b>	.77	.23	<b>.22</b>	<b>.18</b>	.43	<b>.26</b>	.03	.01
Tk-Instruct(780M) SD	.17	.11	<b>.77</b>	.50	<b>.81</b>	.48	<b>.80</b>	.23	.20	.17	.43	.24	.03	<b>.02</b>
Tk-Instruct(3B)	<b>.59</b>	<b>.17</b>	.83	.46	.38	.33	<b>.22</b>	<b>.11</b>	<b>.48</b>	<b>.38</b>	<b>.47</b>	<b>.37</b>	.14	.11
Tk-Instruct(3B) SD	.50	.15	<b>.89</b>	<b>.47</b>	<b>.52</b>	<b>.37</b>	.15	.08	.31	.32	.44	.30	<b>.43</b>	<b>.14</b>
Tk-Instruct(11B)	<b>.14</b>	.09	.62	<b>.48</b>	.72	.56	<b>.36</b>	<b>.15</b>	.24	.19	.30	<b>.29</b>	.10	.09
Tk-Instruct(11B) SD	.13	<b>.10</b>	<b>.72</b>	.47	<b>.74</b>	<b>.57</b>	.27	.13	<b>.27</b>	<b>.21</b>	<b>.33</b>	.28	<b>.11</b>	<b>.10</b>
OPT-IML(1.3B)	.53	.19	.38	.35	.57	.50	<b>.78</b>	<b>.43</b>	.60	<b>.31</b>	<b>.54</b>	<b>.45</b>	.28	.24
OPT-IML(1.3B) SD	<b>.61</b>	<b>.21</b>	<b>.40</b>	<b>.37</b>	<b>.69</b>	<b>.59</b>	.69	.38	.60	.28	.47	.38	<b>.29</b>	.24
OPT-IML(30B)	.50	.19	.58	.49	.80	.69	.84	.54	<b>.67</b>	<b>.53</b>	<b>.57</b>	<b>.50</b>	.27	.24
OPT-IML(30B) SD	<b>.55</b>	<b>.20</b>	<b>.64</b>	<b>.53</b>	<b>.85</b>	<b>.74</b>	<b>.86</b>	<b>.57</b>	.65	.51	.52	.39	<b>.35</b>	<b>.29</b>
Dolly-V2(2.8B)	<b>.33</b>	<b>.17</b>	.13	.13	.25	.25	.14	.06	<b>.25</b>	<b>.25</b>	<b>.36</b>	<b>.19</b>	.05	.06
Dolly-V2(2.8B) SD	.09	.06	<b>.14</b>	<b>.14</b>	.25	.25	.14	.06	.21	.20	.35	.18	<b>.12</b>	<b>.11</b>
Dolly-V2(6.9B)	<b>.50</b>	<b>.17</b>	.14	.14	<b>.20</b>	<b>.20</b>	.14	.06	.30	.23	.31	.27	<b>.20</b>	<b>.20</b>
Dolly-V2(6.9B) SD	.30	.15	<b>.15</b>	<b>.15</b>	.16	.16	.14	.06	<b>.31</b>	.23	<b>.33</b>	<b>.28</b>	.07	.06
Dolly-V2(12B)	.07	.06	.22	.22	<b>.47</b>	<b>.43</b>	<b>.38</b>	<b>.22</b>	.58	<b>.31</b>	<b>.23</b>	<b>.17</b>	<b>.27</b>	<b>.14</b>
Dolly-V2(12B) SD	<b>.08</b>	<b>.08</b>	<b>.27</b>	<b>.26</b>	.43	.41	.16	.07	<b>.59</b>	.26	.21	.15	.25	.12

Table 8: Comparison of zero-shot prompting performance using hard-label evaluation with (SD) and without sociodemographic information. F1 is macro-averaged F1 and Acc is for Accuracy.



Model	Toxicity				Hatespeech				Stance Detection				Sentiment	
	DP		Jigsaw		GHC		H-Twitter		SE2016		GWSD		Diaz	
	CE	JSD	CE	JSD	CE	JSD	CE	JSD	CE	JSD	CE	JSD	CE	JSD
InstructGPT(175B)	1.42	.32	.55	.15	.43	.07	<b>.88</b>	.08	<b>.98</b>	.27	<b>.86</b>	.18	1.50	.37
InstructGPT(175B) SD	<b>1.40</b>	<b>.29</b>	<b>.51</b>	<b>.12</b>	<b>.42</b>	<b>.06</b>	.90	.08	.99	<b>.25</b>	.89	<b>.15</b>	<b>1.48</b>	<b>.33</b>
Flan-T5(80M)	1.34	.26	1.06	.50	.98	.45	1.71	.68	1.25	.46	1.04	.29	1.75	.59
Flan-T5(80M) SD	1.34	<b>.25</b>	<b>.96</b>	<b>.41</b>	<b>.66</b>	<b>.20</b>	1.71	.68	<b>1.23</b>	<b>.43</b>	1.04	.29	1.75	<b>.58</b>
Flan-T5(250M)	1.65	.48	<b>.88</b>	<b>.37</b>	1.10	.53	1.14	.26	<b>1.00</b>	.29	<b>1.22</b>	.44	1.70	.54
Flan-T5(250M) SD	1.65	.48	1.14	.55	<b>1.06</b>	<b>.49</b>	<b>.94</b>	<b>.12</b>	1.01	<b>.28</b>	1.23	<b>.42</b>	<b>1.67</b>	<b>.49</b>
Flan-T5(780M)	<b>1.65</b>	.48	<b>.75</b>	<b>.29</b>	<b>.97</b>	.44	1.68	.66	<b>1.16</b>	.41	<b>1.06</b>	.30	1.65	.50
Flan-T5(780M) SD	1.67	<b>.45</b>	1.03	.44	1.00	.44	<b>1.64</b>	<b>.60</b>	1.25	.41	1.07	<b>.28</b>	<b>1.51</b>	<b>.35</b>
Flan-T5(3B)	<b>1.34</b>	<b>.26</b>	<b>.64</b>	<b>.22</b>	<b>.94</b>	<b>.42</b>	<b>1.63</b>	<b>.61</b>	<b>1.25</b>	.48	1.18	.42	1.72	.56
Flan-T5(3B) SD	1.54	.37	.75	.25	1.05	.47	1.70	.67	1.28	<b>.47</b>	<b>1.06</b>	<b>.26</b>	<b>1.49</b>	<b>.34</b>
Flan-T5(11B)	<b>1.60</b>	.45	<b>.86</b>	<b>.36</b>	<b>.89</b>	<b>.39</b>	<b>1.10</b>	<b>.24</b>	1.21	.44	1.11	.34	<b>1.55</b>	.41
Flan-T5(11B) SD	1.66	<b>.43</b>	1.11	.49	1.08	.46	1.47	.43	<b>1.18</b>	<b>.34</b>	<b>1.10</b>	<b>.23</b>	1.59	<b>.35</b>
Tk-Instruct(80M)	<b>1.67</b>	<b>.50</b>	<b>.41</b>	.06	.42	.06	<b>1.07</b>	<b>.21</b>	<b>.98</b>	.28	<b>1.05</b>	.30	1.80	.64
Tk-Instruct(80M) SD	1.73	.54	.42	.06	.42	.06	1.34	.37	1.00	.28	1.07	<b>.27</b>	1.80	.64
Tk-Instruct(250M)	1.67	.52	<b>.40</b>	.05	<b>.43</b>	<b>.07</b>	<b>1.11</b>	<b>.24</b>	<b>1.23</b>	<b>.44</b>	1.11	.35	1.80	.64
Tk-Instruct(250M) SD	<b>1.63</b>	<b>.45</b>	.41	.05	.47	.09	1.31	.35	1.25	.45	1.11	.35	1.80	.64
Tk-Instruct(780M)	<b>1.43</b>	<b>.32</b>	.58	.17	.56	.16	<b>1.00</b>	.17	<b>1.28</b>	.50	1.07	.32	1.80	.64
Tk-Instruct(780M) SD	1.66	.45	<b>.54</b>	<b>.12</b>	<b>.49</b>	<b>.09</b>	1.03	<b>.16</b>	1.29	<b>.44</b>	<b>1.06</b>	<b>.29</b>	<b>1.79</b>	<b>.63</b>
Tk-Instruct(3B)	<b>1.36</b>	<b>.27</b>	.48	.10	.90	.40	<b>1.50</b>	.53	<b>1.07</b>	.35	<b>1.02</b>	.28	1.69	.54
Tk-Instruct(3B) SD	1.44	.29	<b>.43</b>	<b>.06</b>	<b>.77</b>	<b>.26</b>	1.56	<b>.52</b>	1.19	.35	1.05	<b>.25</b>	<b>1.47</b>	<b>.32</b>
Tk-Instruct(11B)	<b>1.67</b>	.50	.68	.24	.56	.16	<b>1.37</b>	<b>.43</b>	1.27	.49	1.19	.43	1.74	.58
Tk-Instruct(11B) SD	1.70	<b>.48</b>	<b>.58</b>	<b>.13</b>	.56	<b>.12</b>	1.46	.46	<b>1.25</b>	<b>.45</b>	<b>1.15</b>	<b>.34</b>	<b>1.71</b>	<b>.52</b>
OPT-IML(1.3B)	1.40	.31	.90	.39	.72	.27	<b>.96</b>	<b>.13</b>	.97	.27	<b>.98</b>	.26	1.57	.43
OPT-IML(1.3B) SD	<b>1.36</b>	<b>.24</b>	<b>.88</b>	<b>.32</b>	<b>.63</b>	<b>.16</b>	1.07	.15	.97	<b>.26</b>	1.03	<b>.25</b>	1.57	<b>.36</b>
OPT-IML(30B)	1.43	.33	.71	.26	.52	.13	.90	.10	<b>.90</b>	.22	<b>.95</b>	.23	1.57	.42
OPT-IML(30B) SD	<b>1.40</b>	<b>.29</b>	<b>.66</b>	<b>.20</b>	<b>.48</b>	<b>.09</b>	<b>.89</b>	<b>.07</b>	.91	<b>.21</b>	.99	.23	<b>1.52</b>	<b>.32</b>
Dolly-V2(2.8B)	<b>1.55</b>	<b>.43</b>	1.14	.55	1.03	.48	1.55	.55	<b>1.24</b>	.46	<b>1.10</b>	.35	1.77	.61
Dolly-V2(2.8B) SD	1.73	.54	<b>1.11</b>	<b>.52</b>	1.03	<b>.47</b>	1.55	.55	1.25	<b>.43</b>	1.11	.35	<b>1.69</b>	<b>.49</b>
Dolly-V2(6.9B)	<b>1.42</b>	<b>.32</b>	1.13	.55	<b>1.09</b>	.52	1.55	.54	1.22	.45	1.19	.42	<b>1.63</b>	<b>.48</b>
Dolly-V2(6.9B) SD	1.57	.35	<b>1.10</b>	<b>.49</b>	1.10	<b>.50</b>	1.55	.54	<b>1.20</b>	<b>.36</b>	<b>1.17</b>	<b>.33</b>	1.73	.53
Dolly-V2(12B)	1.76	.58	1.05	.50	<b>.83</b>	.34	<b>1.33</b>	<b>.40</b>	.98	.28	1.27	.49	<b>1.58</b>	.43
Dolly-V2(12B) SD	<b>1.73</b>	<b>.48</b>	<b>.97</b>	<b>.38</b>	.86	<b>.31</b>	1.51	.50	.98	<b>.26</b>	1.27	<b>.45</b>	1.59	<b>.39</b>

Table 9: Comparison of zero-shot prompting performance using soft-label evaluation with (SD) and without sociodemographic information. CE is cross-entropy and JSD is for Jensen-Shannon divergence.

Identifier	Format
1	Given a text, how would a person of gender {gender}, race '{race}', age '{age}', education level '{education}' and political affiliation '{political_affiliation}' rate the degree of toxicity in the text. Possible values are 'not toxic', 'slightly toxic', 'moderately toxic', 'very toxic' or 'extremely toxic'. Text: '{text}' Toxicity:
2	Imagine you are a person of gender {gender}, race '{race}', age '{age}', education level '{education}' and political affiliation '{political_affiliation}'. Given a text, how would you rate the degree of toxicity in the text. Possible values are 'not toxic', 'slightly toxic', 'moderately toxic', 'very toxic' or 'extremely toxic'. Text: '{text}' Toxicity:
3	Person: {gender}, {race}, {age}, {education}, {political_affiliation} Text: '{text}' Toxicity ('not toxic'!'slightly toxic'!'moderately toxic'!'very toxic'!'extremely toxic'):

Table 10: Three different prompt formulations which are used to study the robustness of sociodemographic prompting.

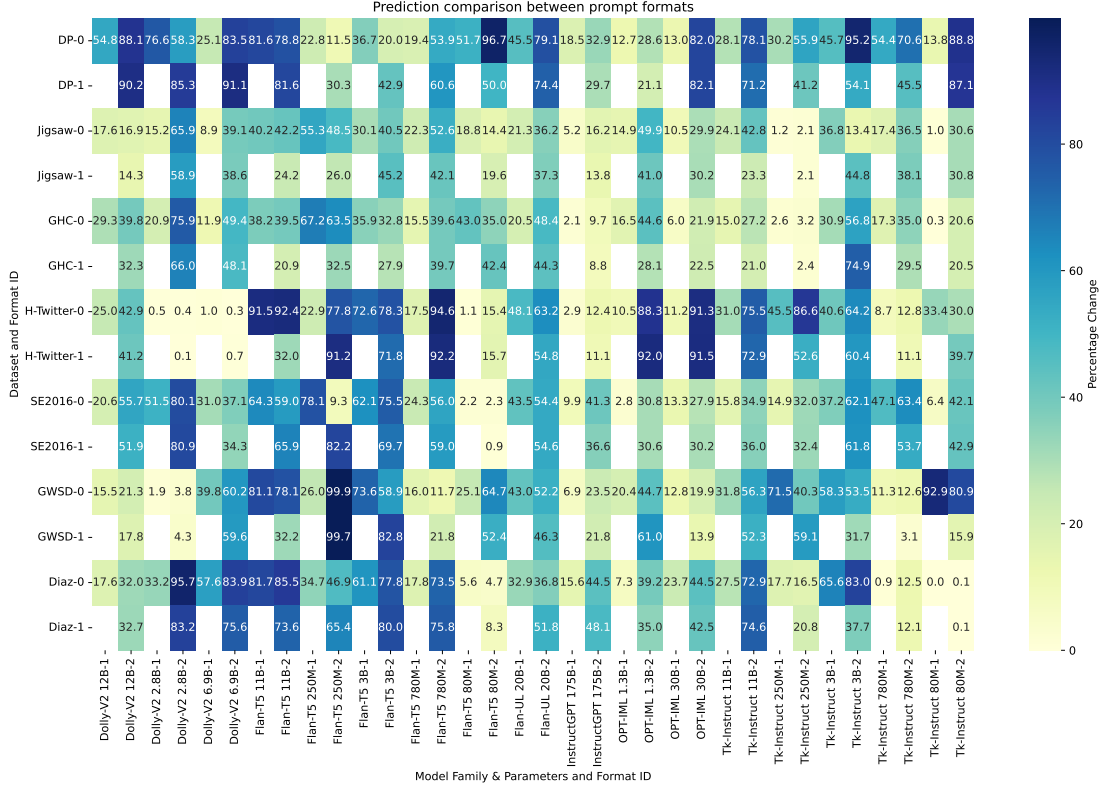


Figure 7: Comparison of label changes when prompting (without sociodemographic) with information different prompt formulations (i.e. format 0,1 or 2) across seven datasets and two models. A cell value resembles the prediction difference between prompting with the format id provided per row and column.

	Term	df	$\chi^2$	p
	model size	1	2769.41	<b>&lt;0.001</b>
	text length	1	7.15	<b>0.01</b>
	additional prompt length	1	2.35	0.13
	model family	5	3937.76	<b>&lt;0.001</b>
	task	3	2.72	0.44

Table 11: Test statistics for the parametric fixed terms of the sensitivity model.

	Term	df	$\chi^2$	p
	model size	1	564.29	<b>&lt;0.001</b>
	text length	1	28.88	<b>&lt;0.001</b>
	additional prompt length	1	0.70	0.40
	model family	5	579.84	<b>&lt;0.001</b>
	task	3	5.92	0.12

Table 12: Test statistics for the parametric fixed terms of the ambiguity prediction model.

nificant positive interaction effect of **text length and SD prompting** ( $\beta=6.95e-04$ , 95% CI [4.91e-04, 8.99e-04],  $p<0.001$ ), and a statistically significant negative interaction effect of **model family and SD prompting** ( $\chi^2(5)=561.33$ ,  $p<0.001$ ). A post hoc Wald comparison of the contrasts for model family using SD prompting revealed significant differences between all pairs of model families. The corresponding estimates are (in descending order) InstructGPT ( $\beta=-0.02$ , 95% CI [-0.13, 0.10]), OPT-IML ( $\beta=-0.13$ , 95% CI [-0.23, -0.03]), Flan-T5 ( $\beta=-0.63$ , 95% CI [-0.73, -0.53]), Tk-Instruct ( $\beta=-0.73$ , 95% CI [-0.84, -0.63]) and Dolly-V2 ( $\beta=-0.85$ , 95% CI [-0.95, -0.75]).

Note that the estimate for Flan-UL2 is fixed as the reference level.

**Aggregated Annotations Model.** Table 14 displays the test statistics regarding the parametric fixed terms of the aggregated annotation prediction model. As for the previous model, we focus our discussion on effects involving SD prompting. We observe a statistically significant negative interaction effect of **model size and SD prompting** ( $\beta=-0.08$ , 95% CI [-0.10, -0.05],  $p<0.001$ ), a statistically significant negative interaction effect of **additional prompt length and SD prompting** ( $\beta=-1.71e-03$ , 95% CI [-2.36e-03, -1.06e-03],  $p<0.001$ ), a statisti-

cally significant interaction effect of **model family and SD prompting** ( $\chi^2(5)=101.29, p<0.001$ ), and a statistically significant interaction effect of **task and SD prompting** ( $\chi^2(3)=309.46, p<0.001$ ). For model family, a post hoc Wald comparison of the contrasts for model family using SD prompting revealed significant differences between all pairs of model families except `Flan-UL2` and `Flan-T5`. The corresponding estimates are (in descending order) `InstructGPT` ( $\beta=0.06$ , 95% CI [-0.05, 0.17]), `OPT-IML` ( $\beta=0.01$ , 95% CI [-0.08, 0.10]), `Tk-Instruct` ( $\beta=-0.20$ , 95% CI [-0.28, -0.11]), `Dolly-V2` ( $\beta=-0.22$ , 95% CI [-0.31, -0.13]), and `Flan-T5` ( $\beta=-0.26$ , 95% CI [-0.35, -0.17]), Note that the estimate for `Flan-UL2` is fixed as the reference level. For task, a post hoc Wald comparison of the contrasts for task using SD prompting revealed significant differences between hatespeech and sentiment, sentiment and toxicity, and sentiment and stance. The corresponding estimates are (in descending order) sentiment ( $\beta=0.58$ , 95% CI [0.50, 0.65]), stance ( $\beta=0.17$ , 95% CI [0.11, 0.22]), toxicity ( $\beta=-0.06$ , 95% CI [-0.10, -8.25e-03]), and Note that the estimate for hatespeech is fixed as the reference level.

**Ambiguity Model.** Table 12 displays the test statistics regarding the parametric fixed terms of the disagreement prediction model. We observe a statistically significant positive effect of **model size** ( $\beta=0.22$ , 95% CI [0.21, 0.24],  $p<0.001$ ), a significant negative effect of **text length** ( $\beta=-2.72e-04$ , 95% CI [-3.71e-04, -1.73e-04],  $p<0.001$ ), and a statistically significant effect of **model family** ( $\chi^2(5)=579.84, p<0.001$ ). A post hoc Wald comparison of the contrasts for model family revealed significant differences between all pairs of model families except `Flan-UL2` and `InstructGPT`. The corresponding estimates are (in descending order) `Dolly-V2` ( $\beta=0.58$ , 95% CI [0.52, 0.64]), `Flan-T5` ( $\beta=0.53$ , 95% CI [0.47, 0.58]), `Tk-Instruct` ( $\beta=0.40$ , 95% CI [0.34, 0.45]), `OPT-IML` ( $\beta=0.30$ , 95% CI [0.24, 0.36]), and `InstructGPT` ( $\beta=0.03$ , 95% CI [-0.04, 0.10]), Note that the estimate for `Flan-UL2` is fixed as the reference level.

Term	df	$\chi^2$	p
model size	1	0.44	0.51
text length	1	10.98	<b>&lt;0.001</b>
additional prompt length	1.00	0.01	0.92
model family	5	990.68	<b>&lt;0.001</b>
task	1	1.31	0.25
prompting method	1	0.0	1.0
model size : prompting method	1	50.61	<b>&lt;0.001</b>
text length : prompting method	1	44.54	<b>&lt;0.001</b>
additional prompt length : prompting method	1	0.01	0.93
model family : prompting method	5	561.33	<b>&lt;0.001</b>
task : prompting method	1	0.00	0.99

Table 13: Test statistics for the parametric fixed terms of the individual annotation prediction model.

Term	df	$\chi^2$	p
model size	1	3.09	0.08
text length	1	6.42	<b>0.01</b>
additional prompt length	1	0.83	0.36
model family	5	6470.73	<b>&lt;0.001</b>
task	3	18.31	<b>&lt;0.001</b>
prompting method	1	45.40	<b>&lt;0.001</b>
model size : prompting method	1	30.04	<b>&lt;0.001</b>
text length : prompting method	1	2.79	0.09
additional prompt length : prompting method	1	26.84	<b>&lt;0.001</b>
model family : prompting method	5	101.29	<b>&lt;0.001</b>
task : prompting method	3	309.46	<b>&lt;0.001</b>

Table 14: Test statistics for the parametric fixed terms of the aggregated annotation prediction model.