

Native Language Identification with Big Bird Embeddings

Sergey Kramp, Giovanni Cassani, Chris Emmerly

CSAI, Tilburg University

sergey.kramp@gmail.com

Abstract

Native Language Identification (NLI) intends to classify an author’s native language based on their writing in another language. Historically, the task has heavily relied on time-consuming linguistic feature engineering, and transformer-based NLI models have thus far failed to offer effective, practical alternatives. The current work investigates if input size is a limiting factor, and shows that classifiers trained using Big Bird embeddings outperform linguistic feature engineering models by a large margin on the Reddit-L2 dataset. Additionally, we provide further insight into input length dependencies, show consistent out-of-sample performance, and qualitatively analyze the embedding space. Given the effectiveness and computational efficiency of this method, we believe it offers a promising avenue for future NLI work.

1 Introduction

Native Language Identification (NLI) operates under the assumption that an author’s first language (L1) produces discoverable patterns in a second language (L2) (Odlin, 1989; MacDonald, 2013). Classifying one’s native language proves highly useful in various applications, such as in language teaching, where customized feedback could be provided based on the learner native language; in fraud detection, where identifying an unknown author’s native language can aid in detecting plagiarism and web fraud; and in consumer analytics. NLI models historically relied on handcrafted linguistic patterns as input features (Koppel et al., 2005; Chen et al., 2017; Tetreault et al., 2013; Cimino et al., 2013); however, such representations are unlikely to capture all required nuances and complexities of this task (Moschitti and Basili, 2004), in particular on noisier sources of data.

Current transformer models (Vaswani et al., 2017) have shown success in such challenges

(Brown et al., 2020) but are often limited by input size. This is particularly problematic for NLI which often deals with long texts, such as essays, documents or social media posts. Our work is the first to employ long-form transformer models to overcome these limitations. We train a simple logistic regression classifier using embeddings from a fine-tuned Big Bird model, and demonstrate it significantly outperforms a similar classifier trained using costly handcrafted feature representations.¹

2 Related Work

Seminal NLI work by Koppel et al. (2005) used function words, character n -grams, and handcrafted error types as features—restricted to 1000 articles in 5 languages. The TOEFL-11 dataset (Blanchard et al., 2013) proved a fruitful resource for two NLI shared tasks (Tetreault et al., 2013; Malmasi et al., 2017). However, its controlled collection environment and limited range of topics affected generalization of traditional linguistic features to noisy Internet data (Baldwin et al., 2013). An example of such noisy data is the Reddit-L2 dataset (Rabinovich et al., 2018); the current de facto benchmark for NLI, which we employ in the current study as well.

Despite various attempts using neural architectures (Ircing et al., 2017; Bjerva et al., 2017; Franco-Salvador et al., 2017), the current best performance on the Reddit-L2 dataset was obtained by Goldin et al. (2018) using a logistic regression classifier trained on a combination of linguistic features. We will implement (and thereby directly compare to) their work in our experiments.

Most related are two studies using transformers for NLI. Steinbakken and Gambäck (2020)

¹Code and models available at github.com/SergeyKramp/mthesis-bigbird-embeddings.

fine-tuned BERT on a less challenging part of the Reddit-L2 dataset (Devlin et al., 2018); stand-alone, and in an ensemble of classifiers. Lotfi et al. (2020) fine-tuned GPT-2 (Radford et al., 2019) per language in the TOEFL-11 dataset (i.e., 11 in total), using the lowest loss among them to classify an instance. Our method offers a stand-alone transformer model approach with a much lower computational footprint. We will evaluate performance on the Reddit-L2 split with little to no information related to (linguistic) geography.

Rabinovich et al. (2018) have used hierarchical clustering to investigate the relationship between an author’s native language and their lexical choice in English. Using word frequency and word embeddings of English words, they measured distances between 31 L1s. Languages from the same family appear closest in this space. They further suggested that authors with a similar L1 have similar idiosyncrasies in their English writing. Hence, given an accurate model, we expect to find similar representations in our embedding spaces.

3 Methodology

We test if Big Bird embeddings are a suitable application of the transformer architecture for NLI, thereby mostly replicating the experimental design of Goldin et al. (2018).

3.1 Data

We used a derivative of the Reddit-L2 dataset, first introduced as L2-Reddit by Rabinovich et al. (2018), and used in Goldin et al. (2018). The raw data² consists of 200M sentences (\sim 3B tokens), and spans the years 2005-2017 and used the old (i.e., free) Reddit API. Data collection used flairs that report country of origin on subreddits discussing European politics, yielding a total of 45K labeled native and non-native English-speaking users and their entire post history. Between-group language proficiency was accounted for through several syntactic and lexical metrics, and languages with fewer than 100 authors were removed. Each author profile was split per 100 sentences, and these “chunks” were subsequently divided in two splits: one partition with subreddits discussing European politics (referred to as the `europa` partition), and a second partition from all other subreddits (the `non_europa` partition).

²Via: <http://cl.haifa.ac.il/projects/L2/>

Sampling For L1 identification, we regrouped the Reddit-L2 dataset on native language rather than nationality. After filtering predominantly multi-lingual countries, this resulted in 23 labels. We found that the majority are native English speakers, with Dutch native speakers constituting the second largest part, and that there is a stronger label imbalance in the `non_europa` partition than in the `europa` partition.

In accordance with Goldin et al. (2018), the data was balanced through downsampling by randomly selecting 273 and 104 authors respectively for each language in our two partitions. These author proportions are based on the least represented language in each partition: Slovenian and Lithuanian. Similarly, to reduce the skew that highly active authors for a given language add to the data, the amount of chunks per author was capped. These were randomly sampled until the median value per author; 17 for the `non_europa` partition, and 3 for the `europa` one.

Preprocessing For this, we removed redundant blank spaces and replaced all URLs with a special token. While minimal, these changes improved classification performance across the board.

Splitting We split the `non_europa` partition on chunk level³ into equal fine-tuning (D_{tune}), and training and testing (D_{exp}) parts. We hypothesized that due to the size and variety of the `non_europa` partition, it is a more realistic, challenging part of the data. Unlike the `europa` partition used by Steinbakken and Gambäck (2020), it covers a variety of topics and contains fewer context words (e.g., countries and nationalities) that might pollute classification. Instead, we dedicated the entire `europa` partition to conduct an out-of-sample evaluation. We refer to this data as D_{oos} . As this part of the data contains texts on topics not seen in D_{tune} and D_{exp} , this allows us to gauge the context specificity of our representations.

3.2 Feature Engineering Baseline

Here we describe how the linguistic features⁴ (5186 total) were constructed. We followed Goldin et al. (2018) or found equivalents to the features used in their work. These were extracted for each chunk.

³Splitting by authors had negligible effects.

⁴For comparison sake, we did not optimize these further.

***n*-Grams** To create word unigram and character trigram features, we used `scikit-learn` (Pedregosa et al., 2011). Both vectorizers were fit on the text chunks of D_{exp} and cut off at the 1000 most common *n*-grams.

Edit Distance and Substitution To collect the spelling errors in the data, we used the `sym-spellpy`⁵ package. For each misspelled word in D_{exp} , we obtained its closest correction with a maximal edit distance of 2. Words for which no correction was found were ignored. Next, we tracked which characters were inserted, deleted or replaced to arrive at the correction. This resulted in a substitution frequency list, of which the top 400 were used. The number of occurrences of each substitution type in the chunk was used as features. Subsequently, for each chunk we aggregated the Levenshtein distance between all words and their corrections, and divided this by the total number of words, giving the average edit distance.

Grammar, POS, Function Words, Length For the other features, each chunk in D_{exp} was split into individual sentences (by `\n`). The grammar error features were extracted using the `Language-Tool` Python wrapper⁶ to produce a list of errors for all sentences in D_{exp} . In total, we found 2017 error types in the data and used all of them as binary features (i.e., the presence or absence of a grammar error in that chunk). POS trigrams were created through `nlTK`⁷ (Bird et al., 2009), and their top 300 used as features. For the function word frequency features, we used a list of 467 function words taken from Volansky et al. (2015). For average sentence length, we removed all non-alphanumeric symbols of length 1 to exclude punctuation and special symbols, then divided sentence length (on word level) by the total number of sentences in a chunk (i.e., 100).

3.3 Transformer Model

The main focus of this study was to find an efficient method to use transformers for NLI. To this end, we chose Big Bird (`google/bigbird-roberta-base`) from the Hugging Face Model Hub (Wolf et al., 2019), as it provides a relatively large context length of 4096 tokens while fitting

⁵github.com/mammothb/sympellpy

⁶github.com/jxmorris12/language-tool.py

⁷We used the pre-trained Averaged Perceptron Tagger in combination with the Punkt Tokenizer.

MODEL	DUR	ACVA	OOSA
<i>FeatureEngineering</i>	13.00	.475	.637
<i>BigBird</i> ₅₁₂	0.27	.364	-
<i>BigBird</i> _{512,tuned}	0.27	.432	-
<i>BigBird</i> ₂₀₄₈	2.50	.493	.774
<i>BigBird</i> _{2048,tuned}	2.50	.654	.855
<i>BigBird</i> ₄₀₉₆	3.00	.500	-
<i>BigBird</i> _{4096,tuned}	3.00	.635	-

Table 1: The models (NAME) annotated with their input dimensions and if they were fine-tuned, how long feature extraction took on D_{exp} (DUR, in hours), their average cross-validation accuracy scores on D_{exp} (ACVA) and accuracy scores on D_{oos} (OOSA).

on one GPU.⁸

Fine-tuning We fine-tuned all layers of Big Bird on D_{tune} using the hyperparameters specified in the original paper: Adam (Kingma and Ba, 2015) to optimize with the learning rate set to 10^{-5} and epsilon to 10^{-8} . Warm-up on 10% of all training inputs ran during the first epoch. Fine-tuning ran for 3 epochs totaling 15 hours. Due to memory constraints, we used an input size of 2048, with a batch size of 2. Chunks that were shorter were padded to match the input length; longer inputs were split into sub-chunks (padded to full length).

Embedding Representation In order to compare Big Bird to linguistic features, we do not train Big Bird end-to-end. Rather, we extract its embeddings (either pre-trained from the Model Hub or our own fine-tuned version) and use them as input for a downstream classifier. For tokenization, we used the matching pre-trained tokenizers from `transformers`,⁹ which were fine-tuned during our experiments. We added [CLS] at the beginning of the first sentence of each chunk, and manually inserted a separator token between each sentence in the chunk and at the end of the chunk.

Following Devlin et al. (2018), we used the last hidden states for [CLS] as 768-dimensional embedding features per chunk. We experimented with 3 token input sizes: 512 (BERT’s input size), 2048 (size also used when fine-tuning), and 4096 (Big Bird’s maximum input size).

4 Experimental Setup

For our main experiment, we followed the experimental design in Goldin et al. (2018):

⁸We used an Nvidia Titan X with 12 GB of VRAM.

⁹github.com/huggingface/transformers

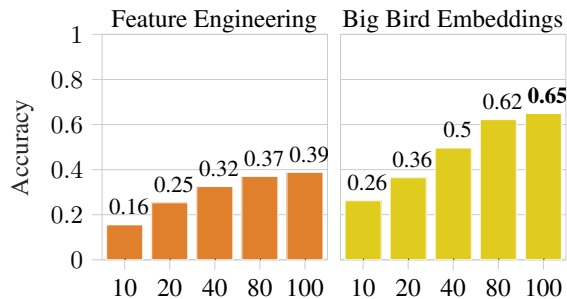


Figure 1: Baseline and embedding model accuracy scores by percentage increments of total input length.

4.1 Main Experiment

We trained a logistic regression classifier on the output of each feature extractor. To further establish an equal ground for comparison, we did not tune the hyperparameters of these classifiers. Hence, we adopted `scikit-learn`'s default parameters: ℓ_2 normalization, $C = 1$, L-BFGS (Liu and Nocedal, 1989) for optimization, and maximum iterations set to 1000. To gauge the robustness of each classifier's performance, we used 10-fold cross-validation (CV); in particular, we looked at the average CV accuracy score of each classifier. Given that we adhere to prior work and accordingly balanced the labels, we found that additional metrics provided little added insight.

4.2 Embedding Space Analysis

Following Rabinovich et al. (2018), we used hierarchical clustering to analyze how each native language is represented in the 768-dimensional embedding space. We used the best performing pre-trained and fine-tuned Big Bird models from our main experiment to compute the centroids (23 in total) on D_{exp} . Subsequently, we used `scipy`'s (Virtanen et al., 2020) implementation of Ward's linkage function (Ward Jr, 1963) to create a cluster dendrogram, and `scikit-learn`'s default implementation of Principal Component Analysis (Hotelling, 1933; Tipping and Bishop, 1999, PCA) to visualize the centroids in a 2-dimensional space.

4.3 Error Analysis

We conducted two additional error analyses to test the robustness of the embeddings:

Out-of-sample Analysis To assess generalization, we trained 3 classifiers on D_{exp} and tested on D_{oos} . As mentioned, text in D_{oos} only concerns European politics, which is close to absent in the

training data. In particular, we trained three classifiers using different features: our baseline using the linguistic features, and two classifiers using Big Bird embeddings, using the best performing pre-trained and fine-tuned feature extractors (see Table 1). We considered both versions of the feature extractor to control for any data leakage that occurred during fine-tuning.

Sensitivity to Text Length To gauge the effect of text length on performance, we randomly sampled 1000 chunks from D_{exp} and created slices¹⁰ of 10%, 20%, 40%, and 80% of the total length of the chunk, following a similar baseline and embedding extraction method as the out-of-sample analysis. Next, we trained a logistic regression classifier, similar to those described in Section 4.1, on all of D_{exp} except the 1000 randomly sampled chunks. Then, we obtained predictions for all slices, and computed the accuracy for each slice group; i.e., accuracy for all 10% slices, 20% slices, etc.

5 Results

5.1 Main Experiment

Table 1 shows the average CV scores of each classifier. *BigBird*_{2048_tuned} yielded the highest average CV accuracy with 65.38%; a 17 point increase over the baseline trained on linguistic features (47.55%). The classifiers trained on fine-tuned embeddings outperformed their pre-trained versions across all three model variants. However, differences are smallest for *BigBird*₅₁₂, suggesting that the short input size limits fine-tuning's efficiency. Increasing input size seems to have a small effect, though we note that the average chunk length in D_{exp} is 1726 tokens; i.e., with an input size of 2048 tokens, most are captured already.

5.2 Embedding Space Analysis

Although our clustering shows some overlap with the results of Rabinovich et al. (2018), there are some deviations. Languages from the same language family are not always close (see Figure 2, fine-tuned or not). For example, Russian is clustered with Turkish (pre-trained) and Italian with the former Yugoslavian languages (fine-tuned). Furthermore, fine-tuning shifts the embedding space more toward separating individual languages, rather than separating native-English from

¹⁰Sliced on $\lfloor n \rfloor$. We also experimented with sentence, clause, and character-level, but observed similar results in all cases.

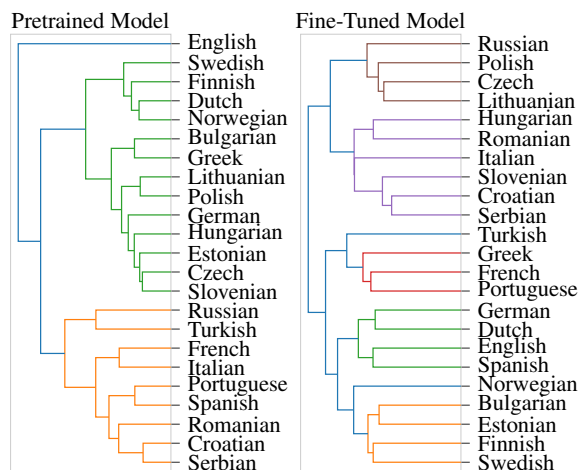


Figure 2: Hierarchical clustering dendrograms of native language centroids in the 768-dimensional Big Bird embedding space before and after fine-tuning.

non-native English (as indicated by English having its own cluster). This effect is most apparent in the low-dimensional PCA space (see Figure 3). In the fine-tuned space, an interesting artifact can be observed, where the space roughly mimics the languages’ geographical orientation to each other.

5.3 Error Analysis

Out-of-sample Analysis Here we see the same pattern as in our main experiment (see Table 1), with the fine-tuned embedding approach yielding the most accurate classifier, outperforming the feature engineering baseline by 22 percentage points, whereas the pre-trained model gains 13.7.

Sensitivity to Text Length In Figure 1, it can be observed that the performance of both embedding and feature engineering classifiers deteriorates as text length decreases. However, the deterioration is not linear, which suggests there is increased redundancy in the information used for classification the longer the input becomes. The embeddings are more affected, with a 12 point drop when reducing from 80% to 40% and a 14 point drop when reducing from 40% to 20%, compared to 5 points and 7 points for the feature engineering model.

6 Discussion & Conclusion

Our experiments demonstrate how fairly straightforward featurization using embeddings from transformers that account for long enough input sequences is faster, and substantially outperforms prior best performing models. Some limitations should be mentioned, such as the restricted do-

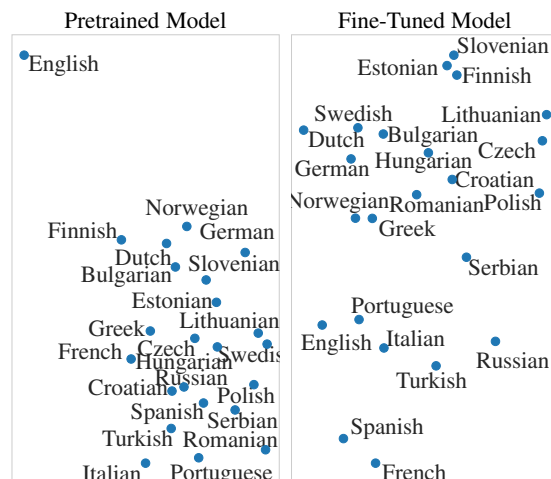


Figure 3: 2-dimensional PCA space showing the language centroids before and after fine-tuning.

main (Reddit only), the dataset containing mostly highly fluent English speakers, and English being the only L2. Moreover, while out-of-sample, D_{oos} was likely not completely new; Big Bird might have been trained on Reddit prior, and, therefore, other social platforms are worth evaluating on as well (although label collection will likely be significantly more challenging). We expect even better results if other classifiers are used and tuned, and a comparison with similar transformers such as Longformer (Beltagy et al., 2020) and Transformer-XL (Dai et al., 2019) is certainly worthwhile (Bulatov et al., 2023). As is commonly observed (Devlin et al., 2018; Sun et al., 2019; Howard and Ruder, 2018), fine-tuning Big Bird on our data improved performance, and our observations proved robust both throughout cross-validation and on out-of-sample data. Given these results, we believe our work offers a promising avenue for future NLI work.

7 Acknowledgments

Our research strongly relied on openly available resources. We thank all whose work we could use.

References

- Timothy Baldwin, Paul Cook, Marco Lui, Andrew MacKinlay, and Li Wang. 2013. How noisy social media text, how different social media sources? In *Proceedings of the Sixth International Joint Conference on Natural Language Processing*, pages 356–364.
- Iz Beltagy, Matthew E. Peters, and Arman Cohan. 2020. *Longformer: The long-document transformer*. *CoRR*, abs/2004.05150.

- Steven Bird, Ewan Klein, and Edward Loper. 2009. *Natural language processing with Python: analyzing text with the natural language toolkit*. ” O’Reilly Media, Inc.”.
- Johannes Bjerva, Gintarė Grigonytė, Robert Östling, and Barbara Plank. 2017. [Neural networks and spelling features for native language identification](#). In *Proceedings of the 12th Workshop on Innovative Use of NLP for Building Educational Applications*, pages 235–239, Copenhagen, Denmark. Association for Computational Linguistics.
- Daniel Blanchard, Joel Tetreault, Derrick Higgins, Aoife Cahill, and Martin Chodorow. 2013. Toefl11: A corpus of non-native english. *ETS Research Report Series*, 2013(2):i–15.
- Tom Brown, Benjamin Mann, Nick Ryder, Melanie Subbiah, Jared D Kaplan, Prafulla Dhariwal, Arvind Neelakantan, Pranav Shyam, Girish Sastry, Amanda Askell, et al. 2020. Language models are few-shot learners. *Advances in neural information processing systems*, 33:1877–1901.
- Aydar Bulatov, Yuri Kuratov, and Mikhail S Burtsev. 2023. Scaling transformer to 1m tokens and beyond with rmt. *arXiv preprint arXiv:2304.11062*.
- Lingzhen Chen, Carlo Strapparava, and Vivi Nastase. 2017. Improving native language identification by using spelling errors. In *Proceedings of the 55th Annual Meeting of the Association for Computational Linguistics (Volume 2: Short Papers)*, pages 542–546.
- Andrea Cimino, Felice Dell’Orletta, Giulia Venturi, and Simonetta Montemagni. 2013. Linguistic profiling based on general-purpose features and native language identification. In *Proceedings of the Eighth Workshop on Innovative Use of NLP for Building Educational Applications*, pages 207–215.
- Zihang Dai, Zhilin Yang, Yiming Yang, Jaime Carbonell, Quoc V Le, and Ruslan Salakhutdinov. 2019. Transformer-xl: Attentive language models beyond a fixed-length context. *arXiv preprint arXiv:1901.02860*.
- Jacob Devlin, Ming-Wei Chang, Kenton Lee, and Kristina Toutanova. 2018. [BERT: pre-training of deep bidirectional transformers for language understanding](#). *CoRR*, abs/1810.04805.
- Marc Franco-Salvador, Greg Kondrak, and Paolo Rosso. 2017. [Bridging the native language and language variety identification tasks](#). *Procedia Computer Science*, 112:1554–1561.
- Gili Goldin, Ella Rabinovich, and Shuly Wintner. 2018. [Native language identification with user generated content](#). In *Proceedings of the 2018 Conference on Empirical Methods in Natural Language Processing*, pages 3591–3601, Brussels, Belgium. Association for Computational Linguistics.
- Harold Hotelling. 1933. Analysis of a complex of statistical variables into principal components. *Journal of educational psychology*, 24(6):417.
- Jeremy Howard and Sebastian Ruder. 2018. Universal language model fine-tuning for text classification. *arXiv preprint arXiv:1801.06146*.
- Pavel Ircing, Jan Švec, Zbyněk Zajíc, Barbora Hladká, and Martin Holub. 2017. [Combining textual and speech features in the NLI task using state-of-the-art machine learning techniques](#). In *Proceedings of the 12th Workshop on Innovative Use of NLP for Building Educational Applications*, pages 198–209, Copenhagen, Denmark. Association for Computational Linguistics.
- Diederik P. Kingma and Jimmy Ba. 2015. [Adam: A method for stochastic optimization](#). In *3rd International Conference on Learning Representations, ICLR 2015, San Diego, CA, USA, May 7-9, 2015, Conference Track Proceedings*.
- Moshe Koppel, Jonathan Schler, and Kfir Zigdon. 2005. Automatically determining an anonymous author’s native language. In *Intelligence and Security Informatics*, pages 209–217, Berlin, Heidelberg. Springer Berlin Heidelberg.
- Dong C. Liu and Jorge Nocedal. 1989. [On the limited memory BFGS method for large scale optimization](#). *Math. Program.*, 45(1-3):503–528.
- Ehsan Lotfi, Iliia Markov, and Walter Daelemans. 2020. [A deep generative approach to native language identification](#). In *Proceedings of the 28th International Conference on Computational Linguistics*, pages 1778–1783, Barcelona, Spain (Online). International Committee on Computational Linguistics.
- Maryellen C MacDonald. 2013. How language production shapes language form and comprehension. *Frontiers in psychology*, 4:226.
- Shervin Malmasi, Keelan Evanini, Aoife Cahill, Joel Tetreault, Robert Pugh, Christopher Hamill, Diane Napolitano, and Yao Qian. 2017. A report on the 2017 native language identification shared task. In *Proceedings of the 12th Workshop on Innovative Use of NLP for Building Educational Applications*, pages 62–75.
- Alessandro Moschitti and Roberto Basili. 2004. Complex linguistic features for text classification: A comprehensive study. In *Advances in Information Retrieval: 26th European Conference on IR Research, ECIR 2004, Sunderland, UK, April 5-7, 2004. Proceedings 26*, pages 181–196. Springer.
- Terence Odlin. 1989. *Language transfer*, volume 27. Cambridge University Press Cambridge.
- F. Pedregosa, G. Varoquaux, A. Gramfort, V. Michel, B. Thirion, O. Grisel, M. Blondel, P. Prettenhofer, R. Weiss, V. Dubourg, J. Vanderplas, A. Passos,

- D. Cournapeau, M. Brucher, M. Perrot, and E. Duchesnay. 2011. Scikit-learn: Machine learning in Python. *Journal of Machine Learning Research*, 12:2825–2830.
- Ella Rabinovich, Yulia Tsvetkov, and Shuly Wintner. 2018. Native language cognate effects on second language lexical choice. *CoRR*, abs/1805.09590.
- Alec Radford, Jeffrey Wu, Rewon Child, David Luan, Dario Amodei, Ilya Sutskever, et al. 2019. Language models are unsupervised multitask learners. *OpenAI blog*, 1(8):9.
- Stian Steinbakken and Björn Gambäck. 2020. Native-language identification with attention. In *Proceedings of the 17th International Conference on Natural Language Processing (ICON)*, pages 261–271, Indian Institute of Technology Patna, Patna, India. NLP Association of India (NLP AI).
- Chi Sun, Xipeng Qiu, Yige Xu, and Xuanjing Huang. 2019. How to fine-tune BERT for text classification? *CoRR*, abs/1905.05583.
- Joel Tetreault, Daniel Blanchard, and Aoife Cahill. 2013. A report on the first native language identification shared task. In *Proceedings of the Eighth Workshop on Innovative Use of NLP for Building Educational Applications*, pages 48–57, Atlanta, Georgia. Association for Computational Linguistics.
- Michael E Tipping and Christopher M Bishop. 1999. Probabilistic principal component analysis. *Journal of the Royal Statistical Society Series B: Statistical Methodology*, 61(3):611–622.
- Ashish Vaswani, Noam Shazeer, Niki Parmar, Jakob Uszkoreit, Llion Jones, Aidan N. Gomez, Lukasz Kaiser, and Illia Polosukhin. 2017. Attention is all you need. In *Advances in Neural Information Processing Systems 30: Annual Conference on Neural Information Processing Systems 2017, December 4-9, 2017, Long Beach, CA, USA*, pages 5998–6008.
- Pauli Virtanen, Ralf Gommers, Travis E. Oliphant, Matt Haberland, Tyler Reddy, David Cournapeau, Evgeni Burovski, Pearu Peterson, Warren Weckesser, Jonathan Bright, Stéfan J. van der Walt, Matthew Brett, Joshua Wilson, K. Jarrod Millman, Nikolay Mayorov, Andrew R. J. Nelson, Eric Jones, Robert Kern, Eric Larson, C J Carey, İlhan Polat, Yu Feng, Eric W. Moore, Jake VanderPlas, Denis Laxalde, Josef Perktold, Robert Cimrman, Ian Henriksen, E. A. Quintero, Charles R. Harris, Anne M. Archibald, Antônio H. Ribeiro, Fabian Pedregosa, Paul van Mulbregt, and SciPy 1.0 Contributors. 2020. SciPy 1.0: Fundamental Algorithms for Scientific Computing in Python. *Nature Methods*, 17:261–272.
- Vered Volansky, Noam Ordan, and Shuly Wintner. 2015. On the features of translationese. *Digit. Schol. Humanit.*, 30:98–118.
- Joe H Ward Jr. 1963. Hierarchical grouping to optimize an objective function. *Journal of the American statistical association*, 58(301):236–244.
- Thomas Wolf, Lysandre Debut, Victor Sanh, Julien Chaumond, Clement Delangue, Anthony Moi, Pierric Cistac, Tim Rault, Rémi Louf, Morgan Funtowicz, and Jamie Brew. 2019. Huggingface’s transformers: State-of-the-art natural language processing. *CoRR*, abs/1910.03771.