

CCSPNET-JOINT: EFFICIENT JOINT TRAINING METHOD FOR TRAFFIC SIGN DETECTION UNDER EXTREME CONDITIONS

Haoqin Hong¹, Yue Zhou^{1*}, Xiangyu Shu², Xiaofang Hu¹

¹College of Artificial Intelligence, Southwest University

²College of Computer and Information Science, Southwest University

ABSTRACT

Traffic sign detection is an important research direction in intelligent driving. Unfortunately, existing methods often overlook extreme conditions such as fog, rain, and motion blur. Moreover, the end-to-end training strategy for image denoising and object detection models fails to utilize inter-model information effectively. To address these issues, we propose **CCSPNet**, an efficient feature extraction module based on Transformers and CNNs, which effectively leverages contextual information, achieves faster inference speed and provides stronger feature enhancement capabilities. Furthermore, we establish the correlation between object detection and image denoising tasks and propose a joint training model, **CCSPNet-Joint**, to improve data efficiency and generalization. Finally, to validate our approach, we create the **CCTSDB-AUG** dataset for traffic sign detection in extreme scenarios. Extensive experiments have shown that CCSPNet achieves state-of-the-art performance in traffic sign detection under extreme conditions. Compared to end-to-end methods, CCSPNet-Joint achieves a 5.32% improvement in precision and an 18.09% improvement in mAP@.5.

Index Terms— Traffic sign detection, Joint training method

1. INTRODUCTION

Traffic sign detection (TSD) plays a significant role in the field of intelligent driving by providing vital road information to intelligent driving systems, enabling accurate recognition for subsequent decision-making processes [1, 2]. Traffic sign detection algorithms utilize computer vision techniques to rapidly and accurately identify and extract information from images or video data pertaining to traffic signs [3]. The application of such algorithms aids intelligent vehicles in the real-time acquisition of road sign information, enhancing driving safety and overall driving efficiency.

Traditional traffic sign detection algorithms rely on conventional computer vision techniques like image edge detection [4], image filtering algorithms [5], and morphological

image processing [6]. However, deep learning-based algorithms have gained popularity due to advancements in deep learning technology [7]. These methods, particularly convolutional neural networks (CNNs), have improved detection accuracy, speed, and generalization capabilities in intelligent driving systems [8]. Despite their strengths, CNN-based approaches may struggle to capture global information in complex traffic scenarios. Therefore, it is crucial to design models that efficiently extract local features while enhancing global information capture in traffic scenes.

The Transformer-based backbone network [9] surpasses CNN-based networks in capturing global information and has been widely used in visual tasks [10–13]. However, existing traffic sign detection models have not fully utilized their advantages [14]. Extracting global features in real-world traffic scenarios improves model generalization, while comprehensive features handle detection tasks across scales and rotations. Local features capture sign details, while global features provide context for precise localization and recognition of sign positions and categories.

Compared to traffic signs in other countries, Chinese traffic signs have unique characteristics in terms of colour, patterns, fonts, reflectivity, and other aspects. Analysis of the existing datasets reveals the presence of extreme conditions in traffic scenes, such as rainy weather, foggy conditions, and motion blur. These complex scenarios significantly impact the perception of traffic signs by intelligent vehicles, making it challenging for intelligent driving systems to accurately acquire target information and affecting the decision-making process. Therefore, existing traffic sign detection tasks face two main challenges: designing a traffic sign detection algorithm that ensures both model accuracy and real-time performance, and developing an adaptive denoising algorithm to improve the performance of object detection effectively. Based on the above, the main contributions of this article are as follows:

- 1) We have designed an efficient feature extraction module called Cross Contextual Stage Partical Network (CCSPNet) based on CNN and Transformer. It effectively captures both local and global information on features and exhibits real-time capability, enabling efficient traffic sign detection tasks.

* Corresponding author.

¹Code is at <https://github.com/HaoqinHong/CCSPNet-Joint.git>.

- 2) We developed a joint training method named CCSPNet-Joint that establishes a correlation between image denoising and object detection. This approach effectively addresses the challenges of traffic sign detection in extreme conditions.
- 3) We simulated the CCTSDB dataset using image augmentation techniques to generate the CCTSDB-AUG dataset, which consists of traffic sign images under extreme conditions. Extensive experiments have been conducted, demonstrating that our method achieves the best performance.

2. METHODOLOGY

2.1. Cross Contextual Stage Partical Network

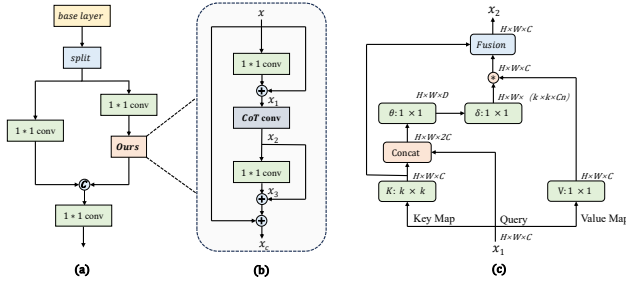


Fig. 1: The feature enhancement module that we proposed: (a) Architecture of our feature enhancement module. (b) The structure of the CCSPNet. (c) The structure of the CoT.

CNNs have been commonly used in object detection models for their strong local feature extraction [15]. Deep networks enable complex recognition tasks. To overcome CNNs’ limitations in global feature extraction, Transformers have been integrated into object detection models, improving their generalization ability [12, 14]. In this paper, we have improved the feature enhancement part of YOLOv5 by effectively combining the strengths of CNNs and Transformers [16]. We have designed a new module called Cross Contextual Stage Partial Network (CCSPNet), and its model structure is depicted in Fig.1(b).

For the input feature map X , it undergoes a 1×1 convolutional layer with a residual structure to obtain the feature map X_1 . After the initial feature transformation, we utilize the Contextual Transformer(CoT) [17] structure to perform global feature extraction on X_1 . The CoT is an improved Transformer structure, and its model structure is depicted in Fig.1(c).

The CoT layer performs a $k \times k$ grouped convolution operation on the input feature map, capturing local information of the image. Then, the local information is concatenated with the original information, followed by consecutive convolutional layers for further feature map computation. The SoftMax operation is applied to compute self-attention with the Value feature map, obtaining the global information of the image.

First, the input feature map X_1 is transformed into query Q , key K , and value V . Then, a 3×3 convolution operation is applied to K , resulting in the static contextual feature K_1 . K_1 is concatenated with Q , and passed through two 1×1 convolutions to obtain the attention matrix A . Next, the attention matrix A is used to aggregate the values V through weighted summation, resulting in the dynamic contextual feature K_2 . Finally, K_1 and K_2 are fused together to form the output X_2 . The calculation formula is as follows:

$$\begin{aligned} Q &= K = X_1 & V &= X_1 \cdot W_v \\ K_1 &= K * W_k \\ A &= [K_1, Q] \cdot W_\theta \cdot W_\delta \\ K_2 &= V * A & X_2 &= K_1 + K_2 \end{aligned}$$

In this process, W_v , W_θ , and W_δ are 1×1 convolutional matrices, and W_k is a 3×3 convolutional matrix. The $*$ represents the local matrix multiplication operation.

The CoT layer outputs X_2 , which is then subjected to another convolutional computation with a residual structure to obtain the feature map X_3 . Finally, the input feature map X is fused with X_3 to obtain the feature map X_c , which contains rich local features and global information. The calculation formula is as follows:

$$X_c = X + X_3$$

The architecture for the final feature enhancement is illustrated in Fig. 1(a). We replace the convolutional recurrent layers of the original YOLOv5 feature enhancement module to improve the detection accuracy of the model.

2.2. Transformer-based backbone network

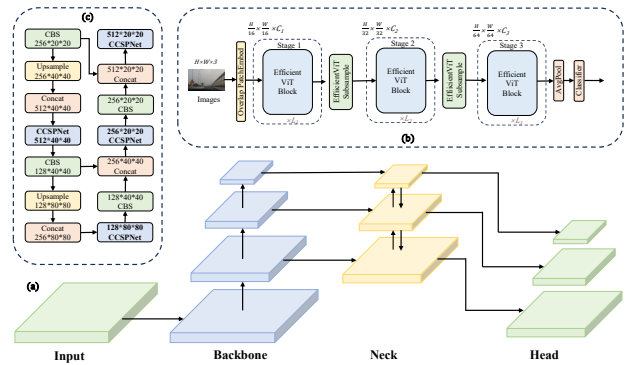


Fig. 2: The object detection model in this article: (a) a framework for one-stage object detection, (b) a backbone network based on EfficientViT, and (c) a Neck module based on CCSPNet.

We choose EfficientViT [18] as the backbone network for efficient traffic sign detection, prioritizing its faster inference speed and superior feature extraction capabilities over Swin Transformer [12]. EfficientViT improves memory and parameter efficiency, reduces computational costs, and maintains high performance. By adopting EfficientViT, we aim to reduce deployment costs and difficulties associated with Vision

Transformers while leveraging their high model capacity. EfficientViT enables real-time and efficient inference for practical traffic sign detection scenarios.

2.3. Joint Training Method

In real-world scenarios, foggy, rainy, and blurry conditions are common occurrences. A common approach is applying denoising techniques to the images to enhance their visual clarity [18–22]. However, denoising inevitably alters the original image features, which can affect the ability of object detection models to interpret the feature maps. Therefore, in order to enhance the detection accuracy of models in extreme weather conditions, we propose joint training with a denoising model. This approach combines the denoising model with the object detection model, allowing them to learn and adapt together. By integrating the denoising process into the training pipeline, the model can better handle noisy and challenging weather conditions, ultimately improving the overall performance of the object detection task.

We have chosen the 4kDehazing model [23] as our baseline for image denoising. It is an ultra-high-definition image-denoising method that utilizes multi-guided bilateral learning. This approach employs a deep convolutional neural network to construct an affine bilateral grid, preserving detailed edges and textures in the image.

The specific process of joint training is as shown in Fig.3. To establish a better connection between the image-denoising model and the object detection model, while effectively addressing overfitting during model training, we propose a loss function to constrain the training process of the object detection model. Our loss function consists of two parts, $loss_1$ represents the loss function for object detection, which is identical to the loss function used in YOLOv4 [24]. $loss_2$ represents the loss function for image denoising, where we adopt the same loss function as in 4kDehazing [20]. The overall computation formula for the loss is given below:

$$loss = \alpha * loss_1 + \beta * loss_2$$

where α and β are hyperparameters that control the relative importance of $loss_1$ and $loss_2$, respectively.

3. EXPERIMENTAL RESULTS

3.1. Dataset



Fig. 4: Experimental dataset: (a) Original images from CCTSDB, (b-d) Augmented images from CCTSDB-AUG with rain, fog, and motion blur, (e) Images processed by 4kDehazing in CCTSDB-AUG for rain removal, fog removal, and motion blur removal, arranged from top to bottom.

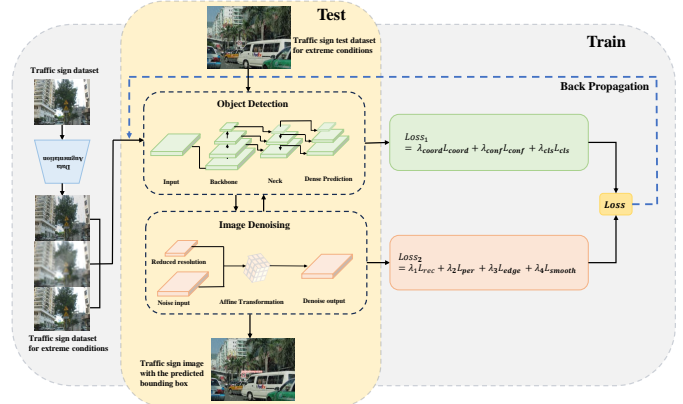


Fig. 3: The proposed joint training method CCSPNet-Joint for traffic sign detection in extreme conditions.

The CSUST Chinese Traffic Sign Detection Benchmark (CCTSDB) [25, 26] is an existing dataset for traffic sign detection. It consists of nearly 20,000 images of Chinese road traffic scenes, including around 40,000 annotated images of traffic signs. While most scenes in the dataset are captured under natural weather conditions, challenges include foggy, rainy, and blurry perspectives. To facilitate our research, we created a dataset called CCTSDB-AUG based on CCTSDB. This augmented dataset includes images with foggy, rainy, and blurry perspectives. We applied random haze, raindrop, and motion blur effects to generate these augmented images, simulating real-world extreme conditions. Image augmentation was performed using the Albumentations library in Python, allowing us to construct images with various weather effects. The CCTSDB-AUG dataset contains images with different extreme conditions, as illustrated in Fig.4(b-d). These extreme conditions are proportionally represented throughout the dataset.

3.2. Experimental Settings

The model construction in our work is implemented using the PyTorch framework and the experiments are conducted on a single NVIDIA GeForce RTX 4080 Laptop GPU. We apply the same data augmentation strategy to all the comparative models to control variables and ensure fair comparisons. The data augmentation strategy consists of only random horizontal flipping. Additionally, all experiments utilize the same input size and scaling strategy [27].

3.3. Comparison Experiment

Firstly, we selected seven mainstream convolutional-based or Transformer-based object detection models for comparison. The experimental results are shown in Table 1. Through comparative experiments, it can be observed that our proposed model CCSPNet achieves improved detection accuracy compared to the baseline model YOLOv5, with an increase of 2.74% in mAP@.50 and 1.37% in mAP@.75. The final precision reaches 0.917, and the frames per second is 44.4. In

comparison to two-stage and transformer-based object detection models, our model demonstrates comparable detection accuracy and faster inference speed, meeting real-time requirements. Notably, our model achieves the highest precision among all the compared models.

Table 2: Comparison Experiments between Direct Training, End-to-End Training, and Joint Training

Model	Precision	Recall	map@.5	map@.75
Direct Training Method				
baseline	0.914	0.752	0.838	0.511
CCSPNet	0.917	0.774	0.861	0.518
End-to-End Training Method				
baseline	0.901	0.648	0.727	0.463
CCSPNet	0.903	0.704	0.774	0.467
Joint Training Method				
baseline	0.945	0.819	0.879	0.553
CCSPNet-Joint	0.951	0.842	0.914	0.578

Common training methods in the field include training object detection models directly on datasets under extreme conditions and training object detection models on original datasets in conjunction with end-to-end image denoising models. In this study, we propose CCSPNet and combine it with the 4kDehazing denoising model for joint training. The same detection and denoising models are used for end-to-end training for comparison. The experimental results are shown in **Table 2**. It can be observed that through joint training, the detection accuracy of the model under extreme conditions can be further improved. The final mAP@.5 reaches 0.914, which is a 5.3% improvement compared to the direct training method and an 18.9% improvement compared to the end-to-end training method. The mAP@.75 reaches 0.578, which is an 11.58% improvement compared to the direct training method and a 23.77% improvement compared to the end-to-end training method. Furthermore, applying the same joint training strategy to the baseline model results in significant accuracy improvement compared to the other two methods, indicating a certain level of generalization in our approach.

3.4. Ablation Study

To further demonstrate the effectiveness of our proposed module, we conducted ablation experiments. The experimental results are presented in **Table 3**. It can be observed that replacing the backbone network of the baseline with EfficientViT significantly improves the model’s detection accuracy, with a 1.43% increase in map@.5 and a 1.18% increase

in map@.75. Building upon EfficientViT as the backbone network, we further introduce our module CCSPNet. As a result, the map@.5 reaches 0.861, a 2.86% improvement over the baseline, and the map@.75 reaches 0.518, a 2.57% improvement over the baseline.

Table 3: Ablation results in CCSTDB-AUG

Model	Precision	Recall	map@.5	map@.75
baseline	0.914	0.752	0.838	0.511
baseline+EfficientViT	0.921	0.762	0.849 ↑ +0.011	0.514 ↑ +0.003
baseline+EfficientViT+CCSPNet	0.917	0.774	0.861 ↑ +0.012	0.518 ↑ +0.004

3.5. Visualization

We conducted a visual analysis of the experimental results, as shown in **Fig.5**. We observed that our joint training method, CCSPNet-Joint, achieved higher accuracy in rainy, foggy, and dynamically blurry conditions. Moreover, compared to end-to-end training models, CCSPNet-Joint exhibited fewer instances of missed detections and false alarms, meeting the safety requirements of intelligent driving.



Fig. 5: The visualization of experimental results is shown from top to bottom for rainy weather, foggy weather, and motion blur conditions. (a) Ground Truth, (b) Detection results of the end-to-end training method, and (c) Detection results of the joint training method.

4. CONCLUSION

In this article, we propose CCSPNet, an efficient model for traffic sign detection. It combines Transformer’s global feature capturing with CNN’s local feature extraction, enhancing feature representation. By utilizing EfficientViT as the backbone network, our model achieves higher accuracy and faster inference speed compared to other Transformer-based approaches. Additionally, we introduce CCSPNet-Joint, a joint training method that combines the 4kDehazing denoising technique with CCSPNet, further improving detection accuracy in extreme conditions.

Table 1: Comparison of Traffic Sign Detection Models

Model	Dataset	Parameters	GFLOPs	Precision	Recall	map@.5	map@.75	FPS
YOLOv5(baseline) [23]	CCTSDB	46.12M	107.7	0.968	0.914	0.952	0.660	69.3
Ours	CCTSDB	36.68M	65.4	0.974	0.924	0.958	0.664	46.3
Faster RCNN [15]	CCTSDB-AUG	41.13M	193.79	0.274	0.358	0.51	0.267	44.1
DETR [14]	CCTSDB-AUG	41.28M	91.62	0.438	0.648	0.858	0.388	41.6
Swin Transformer [13] [28]	CCTSDB-AUG	47.38M	145.87	0.470	0.535	0.768	0.534	30.9
YOLOv4 [24]	CCTSDB-AUG	63.94M	141.93	0.903	0.732	0.817	0.536	9.9
YOLOv7 [29]	CCTSDB-AUG	36.49M	103.2	0.801	0.669	0.734	0.441	14.2
YOLOv8l [30]	CCTSDB-AUG	43.72M	162.7	0.902	0.771	0.870	0.518	98.2
YOLOv5l(baseline) [23]	CCTSDB-AUG	46.12M	107.7	0.914	0.752	0.838	0.511	65.8
Ours	CCTSDB-AUG	36.68M	65.4	0.917	0.774	0.861 ↑ +0.023	0.518 ↑ +0.007	44.4

5. REFERENCES

- [1] A. Faisal, M. Kamruzzaman, T. Yigitcanlar, et al., “Understanding autonomous vehicles,” *J. Transp. Land Use*, vol. 12, no. 1, pp. 45–72, 2019. [1](#)
- [2] Y. Yang, H. Luo, H. Xu, et al., “Towards real-time traffic sign detection and classification,” *IEEE trans Intell Transp Syst*, vol. 17, no. 7, pp. 2022–2031, 2015. [1](#)
- [3] Y. Saadna and A. Behloul, “An overview of traffic sign detection and classification methods,” *IJMIR*, vol. 6, pp. 193–210, 2017. [1](#)
- [4] R. Maini and H. Aggarwal, “Study and comparison of various image edge detection techniques,” *IJIP*, vol. 3, no. 1, pp. 1–11, 2009. [1](#)
- [5] K. He, J. Sun, and X. Tang, “Guided image filtering,” *TPAMI*, vol. 35, no. 6, pp. 1397–1409, 2012. [1](#)
- [6] E. R Dougherty and R. A Lotufo, *Hands-on morphological image processing*, vol. 59, SPIE press, 2003. [1](#)
- [7] Y. LeCun, L. Bottou, Y. Bengio, et al., “Gradient-based learning applied to document recognition,” *Proc IEEE*, vol. 86, no. 11, pp. 2278–2324, 1998. [1](#)
- [8] A. Krizhevsky, I. Sutskever, and G. E Hinton, “Imagenet classification with deep convolutional neural networks,” in *NeurIPS*, 2012, vol. 25. [1](#)
- [9] A. Vaswani, N. Shazeer, N. Parmar, et al., “Attention is all you need,” in *NeurIPS*, 2017, vol. 30. [1](#)
- [10] A. Dosovitskiy, L. Beyer, A. Kolesnikov, et al., “An image is worth 16x16 words: Transformers for image recognition at scale,” *arXiv:2010.11929*, 2020. [1](#)
- [11] W. Wang, E. Xie, X. Li, et al., “Pyramid vision transformer: A versatile backbone for dense prediction without convolutions,” in *CVPR*, 2021, pp. 568–578. [1](#)
- [12] Z. Liu, Y. Lin, Y. Cao, et al., “Swin transformer: Hierarchical vision transformer using shifted windows,” in *ICCV*, 2021, pp. 10012–10022. [1, 2](#)
- [13] Z. Liu, H. Hu, Y. Lin, et al., “Swin transformer v2: Scaling up capacity and resolution,” in *CVPR*, 2022, pp. 12009–12019. [1, 4](#)
- [14] N. Carion, F. Massa, G. Synnaeve, et al., “End-to-end object detection with transformers,” in *ECCV*, 2020, pp. 213–229. [1, 2, 4](#)
- [15] S. Ren, K. He, R. Girshick, et al., “Faster r-cnn: Towards real-time object detection with region proposal networks,” in *NeurIPS*, 2015, vol. 28. [2, 4](#)
- [16] C. Wang, H. M Liao, Y. Wu, et al., “Cspnet: A new backbone that can enhance learning capability of cnn,” in *CVPR workshops*, 2020, pp. 390–391. [2](#)
- [17] Y. Li, T. Yao, Y. Pan, et al., “Contextual transformer networks for visual recognition,” *TPAMI*, vol. 45, no. 2, pp. 1489–1500, 2022. [2](#)
- [18] Q. Guo, J. Sun, J. F Xu, et al., “Efficientderain: Learning pixel-wise dilation filtering for high-efficiency single-image deraining,” in *AAAI*, 2021, vol. 35, pp. 1487–1495. [2, 3](#)
- [19] F. Tsai, Y. Peng, Y. Lin, et al., “Stripformer: Strip transformer for fast image deblurring,” in *ECCV*, 2022, pp. 146–162. [3](#)
- [20] Z. Zheng, W. Ren, X. Cao, et al., “Ultra-high-definition image dehazing via multi-guided bilateral learning,” in *CVPR*, 2021, pp. 16180–16189. [3](#)
- [21] R. Yasarla, V. A Sindagi, and V. M Patel, “Syn2real transfer learning for image deraining using gaussian processes,” in *CVPR*, 2020, pp. 2726–2736. [3](#)
- [22] K. He, J. Sun, and X. Tang, “Single image haze removal using dark channel prior,” *TPAMI*, vol. 33, no. 12, pp. 2341–2353, 2010. [3](#)
- [23] G. Jocher, A. Chaurasia, A. Stoken, et al., “ultralytics/yolov5: v7. 0-yolov5 sota realtime instance segmentation,” *Zenodo*, 2022. [3, 4](#)
- [24] A. Bochkovskiy, C. Wang, and H. Mark Liao, “Yolov4: Optimal speed and accuracy of object detection,” *arXiv:2004.10934*, 2020. [3, 4](#)
- [25] J. Zhang, M. Huang, X. Jin, et al., “A real-time chinese traffic sign detection algorithm based on modified yolov2,” *Algorithms*, vol. 10, no. 4, pp. 127, 2017. [3](#)
- [26] J. Zhang, W. Wang, C. Lu, et al., “Lightweight deep network for traffic sign classification,” *ANN TELECOM-MUN*, vol. 75, pp. 369–379, 2020. [3](#)
- [27] K. Chen, J. Wang, J. Pang, et al., “Mmdetection: Open mmlab detection toolbox and benchmark,” *arXiv:1906.07155*, 2019. [3](#)
- [28] K. He, G. Gkioxari, P. Dollár, et al., “Mask r-cnn,” in *ICCV*, 2017, pp. 2961–2969. [4](#)
- [29] C. Wang, A. Bochkovskiy, and H. Mark Liao, “Yolov7: Trainable bag-of-freebies sets new state-of-the-art for real-time object detectors,” in *CVPR*, 2023, pp. 7464–7475. [4](#)
- [30] J. Terven and D. Cordova-Esparza, “A comprehensive review of yolo: From yolov1 to yolov8 and beyond,” *arXiv:2304.00501*, 2023. [4](#)