

SHADOCFORMER: A SHADOW-ATTENTIVE THRESHOLD DETECTOR WITH CASCADED FUSION REFINER FOR DOCUMENT SHADOW REMOVAL

Weiwen Chen^{12*} Shenghong Luo^{12*} Xuhan Chen¹² Zinuo Li¹² Shuqiang Wang^{2†} Chi-Man Pun^{1†}

¹ Department of Computer and Information Science, University of Macau, Macau, China

² Shenzhen Institutes of Advanced Technology, Chinese Academy of Sciences, China

ABSTRACT

Document shadow is a common issue that arises when capturing documents using mobile devices, which significantly impacts readability. Current methods encounter various challenges, including inaccurate detection of shadow masks and estimation of illumination. In this paper, we propose ShaDocFormer, a Transformer-based architecture that integrates traditional methodologies and deep learning techniques to tackle the problem of document shadow removal. The ShaDocFormer architecture comprises two components: the Shadow-attentive Threshold Detector (STD) and the Cascaded Fusion Refiner (CFR). The STD module employs a traditional thresholding technique and leverages the attention mechanism of the Transformer to gather global information, thereby enabling precise detection of shadow masks. The cascaded and aggregative structure of the CFR module facilitates a coarse-to-fine restoration process for the entire image. As a result, ShaDocFormer excels in accurately detecting and capturing variations in both shadow and illumination, thereby enabling effective removal of shadows. Extensive experiments demonstrate that ShaDocFormer outperforms current state-of-the-art methods in both qualitative and quantitative measurements.

Index Terms— shadow removal, text document images, vision transformer

1. INTRODUCTION

In recent years, there have been significant advancements in the capabilities of smartphone cameras, resulting in their increased use for capturing text information from documents. However, a persistent challenge arises when shadows appear in the captured document images, making it difficult to read the characters due to the similarity in colors between the text and the shadows.

Various methods, encompassing both traditional approaches and learning-based models, can be employed to alleviate the presence of shadows in document images. Traditional methods primarily involve detecting intensity vari-




Fig. 1. The visual results of the input document shadow image (a), along with the results of the traditional method (b), learning-based methods (c) and (d), ours (e), and the target (f). Our model effectively removes the shadow while preserving the content and color information of the original document.

ations or evaluating illumination patterns in digitized documents using parametric techniques. However, these methods often prove to be excessively idealistic and exhibit limitations when implemented in real-world scenarios, as demonstrated in Fig. 1 (b).

In recent years, a myriad of models have been proposed to remove shadows from either natural images or document imagery [1, 2, 3, 4, 5]. However, certain models [1, 3] necessitate binary shadow masks during the training phase, whereas some models require a two-stage training process [2, 5], which may lead to imprecise estimations of the background, as shown in Fig. 1 (c) and (d).

To address the aforementioned issues, we propose ShaDocFormer, a Transformer-based method comprising two modules: the Shadow-attentive Threshold Detector (STD) and the Cascaded Fusion Refiner (CFR). In the STD module, we integrate the transformer with the Otsu algorithm [6],

*Equal Contribution

†Corresponding author

which can effectively detect and segment shadows by adaptively selecting thresholds. By combining the Otsu algorithm with the Vision Transformer [7], we enable the extraction of features and capture of global information, thereby reducing computational burden while ensuring accurate shadow masks. Inspired by [8], the CFR module facilitates effective restoration of shadow areas by utilizing masks to guide the restoration process. The cascaded and aggregative structures employed by CFR enable precise restoration of shadow areas while preserving the overall structure and features of the image, as shown in Fig. 1(e). We summarize the main contribution as follows:

- (1) We propose ShaDocFormer, a Transformer-based network focusing on recovering document information in shadow areas. Qualitative and quantitative experiments have demonstrated the superiority of our method over state-of-the-art approaches.
- (2) We propose Shadow-attentive Threshold Detector (STD) module, a lightweight module that combines a traditional algorithm with the Vision Transformer to efficiently extract shadow masks.
- (3) We propose Cascaded Fusion Refiner (CFR) module that accurately recovers document information in the shadow regions.

2. RELATED WORK

2.1. Traditional Methods

The majority of traditional methods for document shadow removal rely on estimating the reflectance and illumination of the shadow present in the document [9, 10, 11, 12]. Moreover, some of these methods also propose small-scale datasets that are only suitable for evaluation purposes [13, 14, 15].

2.2. Learning-based Methods

ST-cGAN [1] consists of two consecutive conditional generative adversarial networks, where the first network is specifically designed for shadow detection and the second network is focused on shadow removal. BEDSR-Net [2] is a neural network exclusively tailored for shadow removal in document images. It comprises the Background Estimation Network and a dedicated shadow removal module. AEFNet [3] achieves color alignment in shadow areas by estimating the over-exposed image condition and integrating it with the original input in the shadow region. DC-ShadowNet [4] is an unsupervised domain classifier-guided network specifically developed for single image shadow removal. Zhang *et al.* [5] propose the RDD dataset, a large-scale real-world dataset specifically designed for document shadow removal. Additionally, they present a background-guided document image shadow removal network.

3. METHODOLOGY

3.1. Overview

The detection of shadow masks and estimation of illumination is crucial for resolving the issue of document shadow removal. To address these challenges, we propose a method called ShaDocFormer. When a document image with shadows is given as input, the Shadow-attentive Threshold Detector (STD) accurately identifies the shadow masks. Subsequently, the Cascaded Fusion Refiner (CFR) restores the document information within the shaded regions. Fig. 2 presents the overall diagram of our model.

3.2. Shadow-attentive Threshold Detector

We propose a novel Shadow-attentive Threshold Detector (STD) for image processing, which is a neural network model that incorporates multiple convolutional layers, activation functions, and Transformer blocks. Motivated by [6], we utilize the Otsu algorithm to automatically determine the optimal threshold after feeding the binarized images into the model. This threshold is selected to minimize intra-class variance between the two categories and maximize inter-class variance. Multiple convolutional layers and Transformer blocks are utilized to extract deep image features from the binary mask provided by the Otsu algorithm.

3.3. Cascaded Fusion Refiner

We propose a novel Cascaded Fusion Refiner (CFR) for the encoding, decoding, and refinement of images. Firstly, our model divides the input image into overlapping image blocks and encodes each block. To create a U-shape structure, the image size gradually decreases through three rounds of down-sampling, doubling the dimensions of the input image features and performing convolution operations. Additionally, the model extracts and aggregates features at different levels. Inspired by [8], we present the Convolutional Depth Grouped Fusion Net (CDGF), a model specializing in effective extraction and enhancement of image features via convolution, normalization, scaling, and residual concatenation. This model captures an extensive range of shadow features using a Transformer block [16]. The application of Multi-head Attention and the Dual Gated Feed-Forward Network (DGFN) in our model serves a dual purpose: decreasing computational complexity and capturing additional features.

Once the features are extracted and enhanced, the model upsamples them at different levels to restore image details by amplifying the size of the input image features and performing convolution operations. After the encoding and decoding process, the model applies a Spatial Pyramid Pooling (SPP) operation to the encoded features using the SPP module. Finally, the refined features are processed with the Transformer block to generate the final output image.

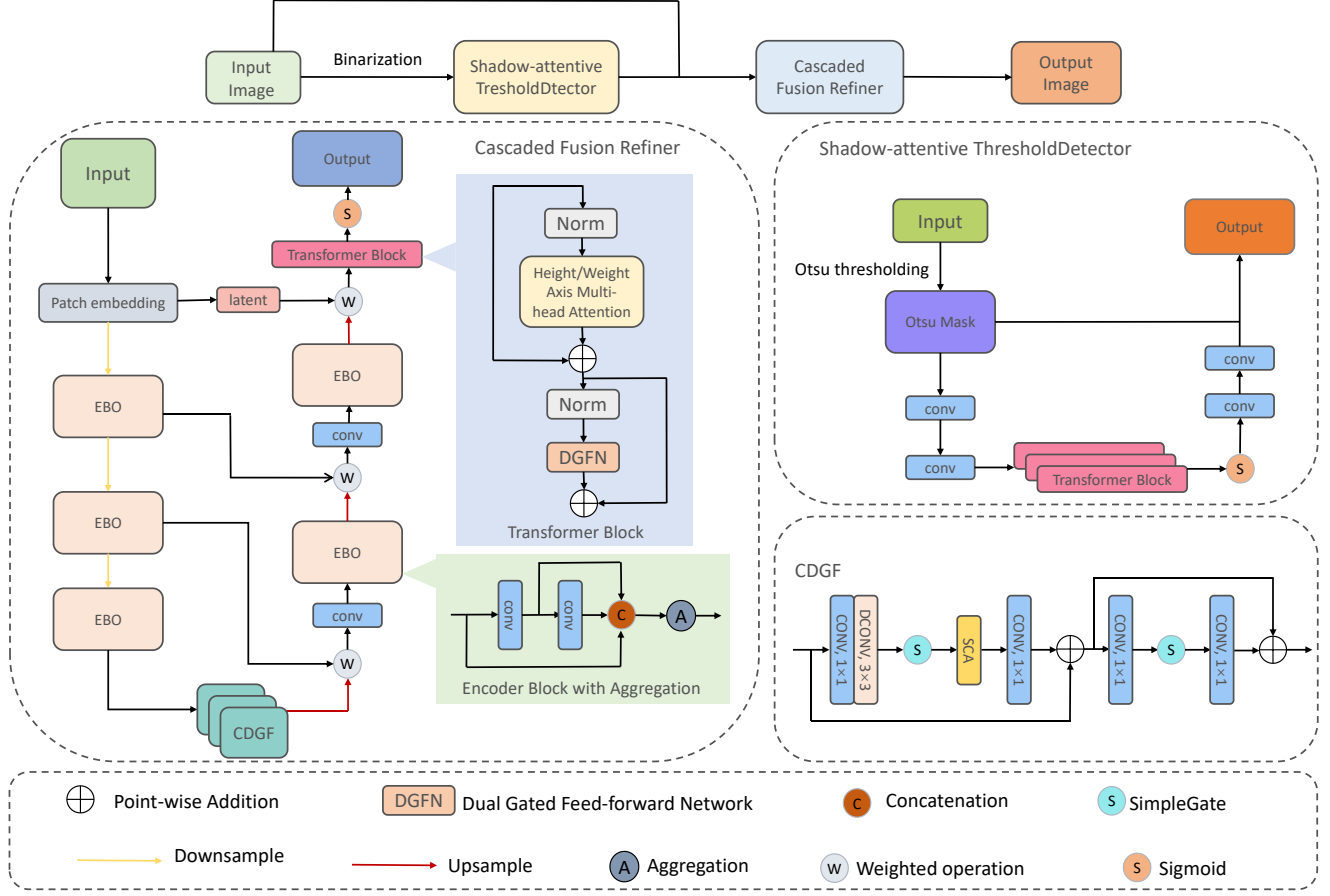


Fig. 2. Model diagram of the proposed ShaDocFormer framework. It consists of the Shadow-attentive Threshold Detector and the Cascaded Fusion Refiner.

3.4. Objective Function

In this study, the objective function is formulated as a combination of the mean square error loss (\mathcal{L}_{MSE}), structural similarity loss (\mathcal{L}_{SSIM}) [17], and perceptual loss (\mathcal{L}_P) [18]. The total loss function can be represented as follows:

$$\mathcal{L}_{total} = \mathcal{L}_{MSE} + 0.3 \times \mathcal{L}_{SSIM} + 0.7 \times \mathcal{L}_P, \quad (1)$$

4. EXPERIMENTS

4.1. Datasets and Metrics

In our study, we conduct a comparative analysis of different methods by evaluating their performance on two publicly available datasets. All images are resized to 512×512 . The datasets used in our study are as follows:

(1) RDD [5]: This dataset consists of 4916 image pairs, with 4371 pairs used for training and the remaining pairs reserved for testing.

(2) Kligler [14]: This dataset comprises a total of 300 image pairs used for testing.

We evaluate the visual quality of the methods quantitatively using Peak Signal-to-Noise Ratio (PSNR), Structural Similarity (SSIM), and Root Mean Square Error (RMSE).

4.2. Experiment Settings

We implement the model using the PyTorch framework on an NVIDIA RTX2080Ti, utilizing the default parameters of the Adam optimizer. The batch size is set to 1 and the learning rate is set to $1e-4$. We applied various data augmentations, including random cropping, resizing, flipping, and mixup.

4.3. Comparisons with State-of-the-Arts

The quantitative results of the RDD and Kligler datasets are presented in Table 1, showcasing the superior performance of our ShaDocFormer when compared to existing methods across multiple metrics. Traditional methods rely on dataset-specific heuristic features, which can result in inconsistencies




Fig. 3. The qualitative results of comparing the methods on the RDD dataset.

Table 1. Quantitative results of comparisons with the state-of-the-art methods. The top two results are marked in bold and underline.

Method	RDD (512×512)			Kligler (512×512)		
	PSNR \uparrow	SSIM \uparrow	RMSE \downarrow	PSNR \uparrow	SSIM \uparrow	RMSE \downarrow
Shah <i>et al.</i> [9]	10.50	0.79	82.36	8.64	0.70	94.83
Wang <i>et al.</i> [10]	13.09	0.60	68.03	16.60	0.80	39.62
Jung <i>et al.</i> [15]	16.32	0.84	43.95	16.84	0.87	37.49
Liu <i>et al.</i> [12]	20.38	0.85	26.30	19.37	0.80	29.40
Wang <i>et al.</i> [11]	15.85	0.83	47.07	14.55	0.78	48.99
Bako <i>et al.</i> [13]	20.33	0.89	27.27	24.71	0.90	16.36
Kligler <i>et al.</i> [14]	16.85	0.78	37.64	21.31	0.84	22.58
DC-ShadowNet	28.99	0.93	9.91	23.45	0.90	18.38
BGShadowNet	10.20	0.04	80.79	10.81	0.06	74.65
BEDSR-Net	24.41	0.92	16.68	21.40	0.87	24.22
ST-CGAN	16.56	0.70	43.38	14.12	0.53	51.67
AEFNet	27.57	0.93	13.82	25.60	0.92	14.26
Ours	<u>29.46</u>	<u>0.92</u>	<u>8.9</u>	<u>26.36</u>	<u>0.90</u>	<u>13.17</u>

Table 2. The experimental results of ablation study.

Module			RDD (512×512)		
STD	EBO	CDGF	PSNR \uparrow	SSIM \uparrow	RMSE \downarrow
✗	✓	✓	26.92	0.91	12.1
✓	✗	✓	25.39	0.91	14.21
✓	✓	✗	27.87	0.92	10.84
✓	✓	✓	29.46	0.92	8.9

across different datasets. In contrast, learning-based methods consistently exhibit strong performance across diverse datasets. However, their effectiveness may be constrained by the size of the training dataset and inaccurate estimation of the shadow mask and background. Fig. 3 visually illustrates the qualitative results, confirming the outstanding performance of our method. Unlike other methods that often introduce noticeable distortion and discoloration, our method excels in removing shadows while preserving the original color of the image, achieving the highest resemblance to the target image.

4.4. Ablation Studies

In order to assess the effectiveness of ShaDocFormer, we perform ablation studies to examine the impact of different components, as presented in Table 2. Our complete method demonstrates significantly superior performance compared to all variants. Our findings indicate significant contributions to the overall performance from the Shadow-attentive Threshold Detector, Encoder Block with Aggregation, and Convolutional Depthwise Grouped Fusion Net. Excluding any of these modules results in a noticeable deterioration in metrics.

5. CONCLUSION

In this paper, we propose ShaDocFormer, a Transformer-based architecture that integrates traditional algorithm and deep learning techniques for document shadow removal. Based on extensive experimental results from the RDD and Kligler datasets, our method consistently outperforms current state-of-the-art document shadow removal methods.

6. REFERENCES

- [1] Jifeng Wang, Xiang Li, and Jian Yang, “Stacked conditional generative adversarial networks for jointly learning shadow detection and shadow removal,” in *Proceedings of the IEEE conference on computer vision and pattern recognition*, 2018, pp. 1788–1797.
- [2] Yun-Hsuan Lin, Wen-Chin Chen, and Yung-Yu Chuang, “Bedsr-net: A deep shadow removal network from a single document image,” in *Proceedings of the IEEE/CVF Conference on Computer Vision and Pattern Recognition*, 2020, pp. 12905–12914.
- [3] Lan Fu, Changqing Zhou, Qing Guo, Felix Juefei-Xu, Hongkai Yu, Wei Feng, Yang Liu, and Song Wang, “Auto-exposure fusion for single-image shadow removal,” in *Proceedings of the IEEE/CVF conference on computer vision and pattern recognition*, 2021, pp. 10571–10580.
- [4] Yeying Jin, Aashish Sharma, and Robby T Tan, “Dc-shadownet: Single-image hard and soft shadow removal using unsupervised domain-classifier guided network,” in *Proceedings of the IEEE/CVF International Conference on Computer Vision*, 2021, pp. 5027–5036.
- [5] Ling Zhang, Yinghao He, Qing Zhang, Zheng Liu, Xiaolong Zhang, and Chunxia Xiao, “Document image shadow removal guided by color-aware background,” in *Proceedings of the IEEE/CVF Conference on Computer Vision and Pattern Recognition*, 2023, pp. 1818–1827.
- [6] Nobuyuki Otsu, “A threshold selection method from gray-level histograms,” *IEEE transactions on systems, man, and cybernetics*, vol. 9, no. 1, pp. 62–66, 1979.
- [7] Alexey Dosovitskiy, Lucas Beyer, Alexander Kolesnikov, Dirk Weissenborn, Xiaohua Zhai, Thomas Unterthiner, Mostafa Dehghani, Matthias Minderer, Georg Heigold, Sylvain Gelly, Jakob Uszkoreit, and Neil Houlsby, “An image is worth 16x16 words: Transformers for image recognition at scale,” *ICLR*, 2021.
- [8] Liangyu Chen, Xiaojie Chu, Xiangyu Zhang, and Jian Sun, “Simple baselines for image restoration,” in *European Conference on Computer Vision*. Springer, 2022, pp. 17–33.
- [9] Vatsal Shah and Vineet Gandhi, “An iterative approach for shadow removal in document images,” in *2018 IEEE International Conference on Acoustics, Speech and Signal Processing (ICASSP)*. IEEE, 2018, pp. 1892–1896.
- [10] Bingshu Wang and CL Philip Chen, “An effective background estimation method for shadows removal of document images,” in *2019 IEEE International Conference on Image Processing (ICIP)*. IEEE, 2019, pp. 3611–3615.
- [11] Jian-Ren Wang and Yung-Yu Chuang, “Shadow removal of text document images by estimating local and global background colors,” in *ICASSP 2020-2020 IEEE International Conference on Acoustics, Speech and Signal Processing (ICASSP)*. IEEE, 2020, pp. 1534–1538.
- [12] Wenjie Liu, Bingshu Wang, Jiangbin Zheng, and Wenmin Wang, “Shadow removal of text document images using background estimation and adaptive text enhancement,” in *ICASSP 2023-2023 IEEE International Conference on Acoustics, Speech and Signal Processing (ICASSP)*. IEEE, 2023, pp. 1–5.
- [13] Steve Bako, Soheil Darabi, Eli Shechtman, Jue Wang, Kalyan Sunkavalli, and Pradeep Sen, “Removing shadows from images of documents,” in *Computer Vision—ACCV 2016: 13th Asian Conference on Computer Vision, Taipei, Taiwan, November 20-24, 2016, Revised Selected Papers, Part III 13*. Springer, 2017, pp. 173–183.
- [14] Netanel Kligler, Sagi Katz, and Ayellet Tal, “Document enhancement using visibility detection,” in *Proceedings of the IEEE Conference on Computer Vision and Pattern Recognition*, 2018, pp. 2374–2382.
- [15] Seungjun Jung, Muhammad Abul Hasan, and Changick Kim, “Water-filling: An efficient algorithm for digitized document shadow removal,” in *Asian Conference on Computer Vision*. Springer, 2018, pp. 398–414.
- [16] Tao Wang, Kaihao Zhang, Tianrun Shen, Wenhan Luo, Bjorn Stenger, and Tong Lu, “Ultra-high-definition low-light image enhancement: a benchmark and transformer-based method,” in *Proceedings of the AAAI Conference on Artificial Intelligence*, 2023, vol. 37, pp. 2654–2662.
- [17] Zhou Wang, Alan C Bovik, Hamid R Sheikh, and Eero P Simoncelli, “Image quality assessment: from error visibility to structural similarity,” *IEEE transactions on image processing*, vol. 13, no. 4, pp. 600–612, 2004.
- [18] Richard Zhang, Phillip Isola, Alexei A Efros, Eli Shechtman, and Oliver Wang, “The unreasonable effectiveness of deep features as a perceptual metric,” in *Proceedings of the IEEE conference on computer vision and pattern recognition*, 2018, pp. 586–595.