

REVIS: An Error Visualization Tool for Rust

RUOCHEN WANG, University of California, San Diego, USA

MOLLY MACLAREN, University of California, San Diego, USA

MICHAEL COBLENZ, University of California, San Diego, USA

Rust is a programming language that uses a concept of ownership to guarantee memory safety without the use of a garbage collector. However, some error messages related to ownership can be difficult to understand and fix, particularly those that depend on value *lifetimes*. To help developers fix lifetime-related errors, we developed REVIS, a VSCode extension that visualizes lifetime-related Rust compiler errors. We describe the design and implementation of the VSCode extension, along with a preliminary evaluation of its efficacy for student learners of Rust. Although the number of participants was too low to enable evaluation of the efficacy of REVIS, we gathered data regarding the prevalence and time to fix the compiler errors that the participants encountered.

Additional Key Words and Phrases: Rust, program visualization, compiler errors, usability of programming languages

1 INTRODUCTION

Rust is a programming language that enforces memory safety without the need for a garbage collector. However, using Rust requires that programmers learn challenging concepts pertaining to Rust's type system. Some error messages emitted by the Rust compiler depend on understanding Rust-specific concepts of *ownership* and *lifetimes*, which may be challenging for novices. These challenges may impede adoption of Rust [Fulton et al. 2021], resulting in users continuing to use unsafe languages such as C and C++.

In this paper, we describe REVIS (the Rust Error Visualizer), a new Visual Studio Code extension that provides visualizations for error messages that pertain to a Rust concept called *lifetimes*, which relate to Rust's notion of ownership. In Rust, every value has a unique owner, which enables the compiler to automatically manage memory allocation for that value. Each value has a *lifetime*, which starts when the value is allocated and ends when it is no longer used, at which point it can be automatically deallocated. Because these lifetimes span multiple lines of code, error messages about lifetimes relate to spans of code. These are different from traditional compiler error messages, which usually pertain to individual lines of code.

Ownership of a value can be *moved* to a new variable. When a value is assigned to a new variable or passed as an argument to a function, ownership of that value is transferred from the previous owner to the new owner. Ownership can also be *borrowed* via references, which can be either immutable or mutable. While a value is borrowed, the owner retains ownership and the borrower has a limited scope of access. The borrow checker in the Rust compiler enforces a set of rules on variable lifetimes to avoid invalid references and race conditions. Different instances of the same variable can have different types, since borrow-checking is a flow-sensitive analysis. We argue that custom visualizations may be more appropriate for showing errors that result from flow-sensitive analyses than traditional textual approaches.

Figure 1 shows an example of how REVIS works. The red triangle in the gutter indicates there is

Authors' addresses: Ruochen Wang, University of California, San Diego, USA, wangrc@ucsd.edu; Molly MacLaren, University of California, San Diego, USA, mmaclaren@ucsd.edu; Michael Coblenz, University of California, San Diego, USA, mcoblenz@ucsd.edu.



This work is licensed under a Creative Commons Attribution 4.0 International License.

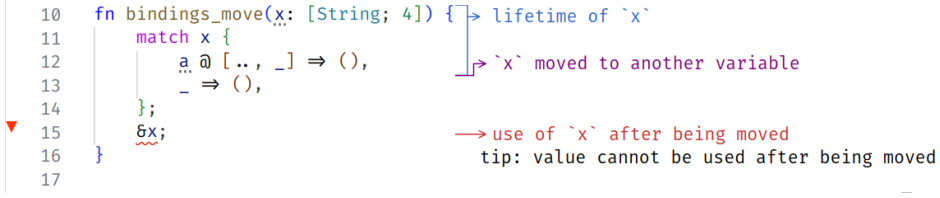


Fig. 1. REVIS’s visualization for a use after move error. The function argument x is defined in line 10 and moved to variable a in line 12, so its lifetime is lines 10 – 12. The usage of x on line 15 is an error because it occurs after line 12. The visualization shows that the use of x occurs outside of x ’s lifetime.

a visualization available on this line; the triangle points downward to indicate that the visualization is currently displayed. In the diagram at the right, the blue region shows the lifetime of the variable x . The red arrow shows the use of x , which is erroneous because it is outside the blue region. The purple arrow shows why the lifetime of x ends: its value was moved to another variable. A short tip is shown below the diagram to explain the cause of the error.

REVIS is motivated by the difficulty novices have learning the rules of Rust’s type system. Novice Rust programmers often find lifetime-related compile errors difficult to understand, even when the error messages that the Rust compiler produces are generally thought to be excellent [Crichton 2020; Fulton et al. 2021]. Unlike many kinds of errors, lifetime-related errors pertain to spans of code, not just individual lines. Prior programming tools have little special accommodation for errors that include multiple regions of code that relate to each other. They typically are able to display decorations for ranges of characters with associated messages, but the decorations may not be clearly related to each other, particularly because multiple errors can occur in one region of code. In addition, the associated messages cannot be displayed together, so developers cannot see the complete information provided by the error messages. REVIS uses disclosure triangles in the gutter to allow programmers to focus on all the information pertaining to individual errors.

We conducted a preliminary evaluation of REVIS in a Rust-based compilers course at our university. In our evaluation, we randomly assigned participants to use or not use REVIS. We collected snapshots of each version of their code that was built, enabling us to analyze error occurrence rates and costs of fixing each error. Although we did not recruit enough participants to enable a quantitative evaluation of REVIS’s benefits, we found that four of the twenty most time-intensive errors to fix pertained to borrowing or ownership. This constituted about 3% of the time spent fixing errors, suggesting that making a significant impact on error-fixing time may require additional kinds of tool or educational support. If this fraction generalizes to other programming contexts, it could mean that fixing Rust-specific compiler errors does not present a significant barrier to Rust adoption. Alternatively, addressing lifetime-related errors may be more important in a broader programming context compared with the restricted domain of a compilers course.

The contributions of this paper can be summarized as follows:

- We describe REVIS, a novel error visualization tool for Rust lifetime errors.¹
- We conducted a preliminary evaluation of REVIS, observing that lifetime and borrowing errors occur frequently but only consume about 3% of the total error-fixing time in the context of the compilers course in which we did the study.

¹The tool is available in VSCode marketplace at <https://marketplace.visualstudio.com/items?itemName=weirane.errorviz>.

2 REVIS TOOL

2.1 Supported Errors

The Rust compiler produces many kinds of lifetime-related errors. REVIS focuses on those errors that have all the related information within the same function. REVIS supports eight errors, including use of variables outside of their lifetimes, variable use or borrowing when already mutably borrowed, and variables not living long enough.

2.2 Visualization Design

REVIS’s visualizations consist of three types of components: *regions*, *arrows* and *tips*. Regions are vertical lines that span across multiple lines of code with horizontal end points on each end and descriptive text to the right. They are mainly used to show the lifetimes of variables. In figure 1, the blue component that spans from line 10 to line 12 is a region. If only one end of the region is relevant to the error, the region will be open and have one horizontal end point and an arrow pointing up or down at the other end, as figure 2 shows.

```
fn e373() -> Box<dyn Fn(u32) -> u32> {
    let x = 0u32;
    let z = 1u32;
    Box::new(|y| x + y + z.)
}
```

the closure borrows `x`, which only lives in the current function
but the closure needs to live after the function returns

Fig. 2. Visualization with an open region. The function returns a closure that captures a local variable. Because the lifetime of the local variable does not cover the lifetime of the closure, there is an error. The region is open at line 15 because it suffices to show that the lifetime of the closure extends beyond the function.

Arrows are horizontal lines with arrowheads pointing to the right. Each arrow is attached to a line of code and indicates a single event, such as a borrow or move, that is relevant to the error. The head of the arrow is always positioned at the center of the line while the tail can be configured to start at any position. Because the ends of regions are not at the center of a line, allowing arrow tails to start at any position can make the visualizations easier to read. For example, in figure 1, the tail of the purple arrow is positioned to overlap with the end of the blue region.

Tips are lines of text at the bottom of the visualization. They explain why the error occurred and may give suggestion on how to fix the error.

The components have two severity levels: error and information, matching the severity levels of Rust compiler messages. Error-level components are displayed in red and information-level components are displayed in blue or purple.

2.3 Implementation

Our extension depends on the rust-analyzer extension [Ferrous Systems and contributors 2023]. When a source file is saved, rust-analyzer runs the Rust compiler to obtain compile errors for the current file. This storing action triggers our “save diagnostics” hook on diagnostics change. Inside the hook, we first filter out Rust errors with supported error codes from the diagnostics list, and then display right-pointing red triangles for each of them on the corresponding lines so the user knows there is a visualization available. The error code, position, and message of the error are stored in this step for use when generating the visualization.

When the cursor is on the line with the triangle, a keyboard shortcut causes our extension to display the visualization and rotates the triangle to indicate that the visualization is shown. Later, to hide the visualization, the user can press the same keyboard shortcut again. Visualizations are

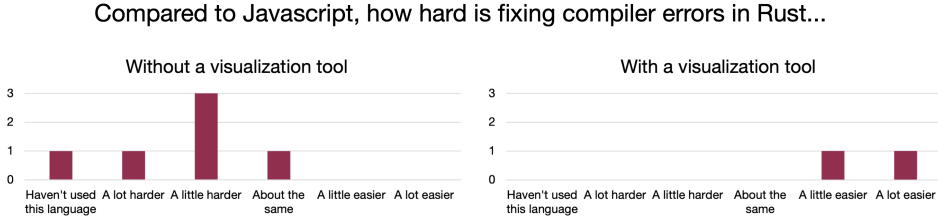


Fig. 3. Participants who had access to the visualizations were asked to compare the difficulty of fixing compiler errors with and without REVIS to the difficulty in other languages.

SVG images that consist of the components described in section 2.2. We compute visualizations by parsing the error message according to the error code. As errors with the same error code have a consistent error message pattern, for errors with a certain error code, we extract variable lifetime information and move/borrow actions from the message, and use *region* or *arrow* to display them. After the SVG image is computed, we calculate the maximum width of the lines on which the image will take and make sure the image does not overlap with the code. The image is configured as a decoration of the first line that the image is displayed. When the user zoom in or out their editor view, the image is able to scale with the text so the visualization will align with the code.

REVIS uses keyboard shortcuts to open and close visualizations because VSCode does not support mouse clicks on the gutter and the visualization image yet [Fagnani 2023]. If the user saves the file again, displayed visualizations are automatically updated.

3 EVALUATION

We ran a user study in a combined graduate-undergraduate compiler construction course during spring quarter 2023. In the course, students were introduced to Rust for the first time and completed several programming assignments over the duration of the class.

3.1 Method

Students who agreed to participate installed a `build.rs` file, which committed each built version of their code to a remote repository. It happens when the file is saved and the Rust compiler is run. We collected work for approximately four weeks, starting six weeks into the ten-week term (due to a delay in IRB review). After the study, the participants completed an exit survey regarding their programming experience, and their experience using the tool. Students who contributed code and filled out the survey received a \$5 gift card. In addition, students could opt in to be a randomly assigned to either use REVIS or not; students who opted in received an additional \$5 gift card. Our study was approved by our IRB.

3.2 Results

We gathered commit information from six students, five of whom had professional software development experience. Five agreed to random assignment; three actually used REVIS.

Exit Survey. Two of the three students assigned to use the tool said it was useful and are likely to use it again, while one was unable to access the visualizations. The participants rated the relative difficulty (on a Likert scale) of REVIS-supported errors. E0597, in which a variable with a borrowed value does not live long enough, had four out of seven responses range from "Moderately hard" to "Very hard." Other errors such as E0382, the result of a borrow of a moved variable, were either rated as "Very easy" or were never encountered by five of the seven participants.

Quantitative Analysis. We gathered 6334 commits from six students, three of whom used REVIS and three of whom did not. However, only 833 of those commits came from students who used the tool, as some students did not continue to submit their progress throughout the study. We built each version and parsed the error messages and repository timestamps into a SQLite database.

In order to determine time taken to fix distinct compilation errors, we adapted Mesbah et al.’s methodology for determining Active Resolution Cost (ARC) [Mesbah et al. 2019]. A *resolution session* is a sequence of consecutive builds, B_1, B_2, \dots, B_k where a given error message E_i first appears in B_1 and is resolved in B_k . If two consecutive builds are separated by at least 1500 seconds, we assume the student may have taken a break, so we cap the time at 1500 seconds.

We simplified the definition of ARC by *not* excluding build time due to the small scale of the programming assignment. The ARC for error E_i with resolution session B_1, B_2, \dots, B_k is defined in equation 1.

$$\text{ARC} \stackrel{\text{def}}{=} \sum_{i=1}^{k-1} \frac{T_i}{|E_i|} \quad (1)$$

We categorized the data by error code to count the total number of occurrences, total time spent fixing each error, and average time spent fixing errors by error code across participants. Because individual times are estimated, we refer to them as *costs* in Table 1.

Table 1. Top 20 Error Codes by Active Resolution Cost. “Total” column shows the fraction of the total cost that was due to fixes for this error. Errors that are supported by REVIS are shown in bold.

Error	Description	#	Cost		
			Total	Avg	Std. Dev.
E0308	Expected type did not match the received type	360	26%	69s	146s
E0425	An unresolved name was used	363	22%	58s	156s
N/A	Syntax error	275	9.7%	33s	71s
E0599	Method is used on a type which doesn’t implement it	145	9.2%	60s	153s
E0004	Compiler cannot guarantee a matching pattern	63	7.3%	110s	137s
E0061	Invalid # of arguments passed to function	92	4.7%	48s	100s
E0277	Use of type that does not implement some trait	109	3.7%	32s	44s
E0063	Struct’s or struct-like enum variant’s field not provided	24	2.0%	79s	253s
E0433	An undeclared crate, module, or type was used	67	1.4%	19s	64s
E0507	A borrowed value was moved out	21	1.1%	49s	93s
E0609	Attempted to access a non-existent field in a struct	27	0.99%	34s	39s
E0412	A used type name is not in scope	48	0.96%	19s	31s
E0597	A value was dropped while it was still borrowed	7	0.88%	119s	51s
E0133	Unsafe code used outside of an unsafe context	11	0.82%	70s	173s
E0596	You tried to mutably borrow a non-mutable variable	10	0.74%	69s	121s
E0382	Variable used after its contents were moved elsewhere	16	0.66%	39s	27s
E0432	An import was unresolved	28	0.58%	20s	46s
E0614	Dereferenced a variable which cannot be dereferenced	15	0.40%	25s	36s
E0282	Compiler could not infer type; need type annotation	9	0.40%	42s	49s
E0369	Binary operation on a type which doesn’t support it	11	0.38%	32s	42s

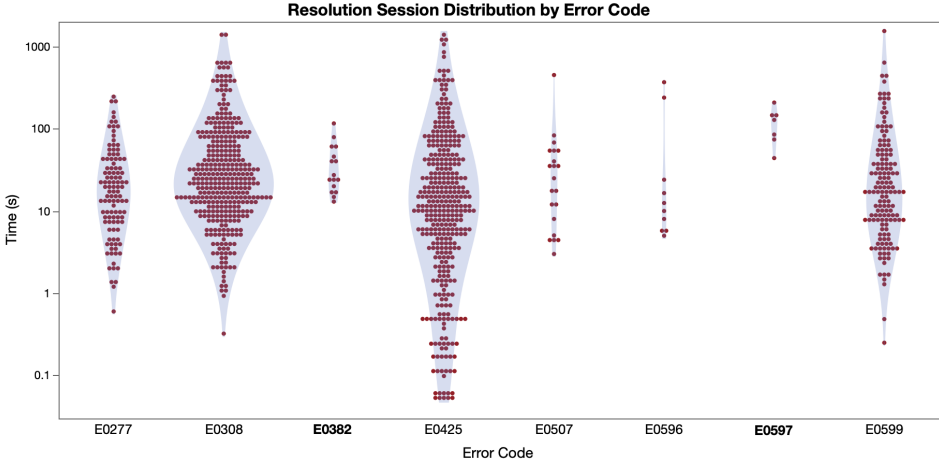


Fig. 4. Log-scale violin plot representing the time taken to resolve errors by error code. Each dot represents a resolution session. Both E0382 and E0597 have a lower bound > 10 seconds.

Of the 15019 total error messages, 51 were supported by REVIS, and of the 51, only 5 came from students using the tool with 3 distinct resolution sessions. In the context of this compilers assignment, borrowing and ownership-related errors did not appear as frequently as other errors such as E0425: An unresolved name was used, which has the most resolution sessions. Unresolved variable name errors being the most frequent compiler error is consistent with Mesbah’s results with Java as well as [Seo et al. 2014]’s results with C++.

Table 1 shows the number of resolution sessions as well as the total, average, and standard deviation of calculated Active Resolution Cost by error code. In terms of total cost, E0597 ranked at #13 and E0382 at #16 both can be visualized using REVIS. In addition, E0597 has the #4 highest average time. These two errors make up only 1.5% of the total cost. However, combined with other ownership-related errors not yet supported by REVIS like E0507 and E0596, they contribute to about 3.4% of repair time. Other errors such as those involving traits are also unique to Rust. E0227 consumed 3.7% of the total time. Together, these five errors contribute to about 7.1% of the total cost.

4 LIMITATIONS

The preliminary evaluation took place in a compilers course, in which the work may not reflect general-purpose programming work, because the compiler was written in a functional style and most of the references were immutable references. The study began about five weeks into the course, at which point the participants (who were students) already had a certain amount of expertise in Rust. These two factors, combined with the limited set of participants, significantly limit the external validity of the study. Further work is needed to evaluate REVIS in a more general context.

5 DISCUSSION

Participants spent only a limited amount of time fixing lifetime-related errors (3.4% of the total error-fixing time). However, we suspect that by the time the study ran, the development challenges that would have resulted in most lifetime-related errors were already resolved, since the overall structure of the compiler was already set. Alternatively, it is possible that the challenges of Rust’s type system have an overstated significance in the prior literature.

In spite of the relatively small amount of time spent fixing lifetime-related errors, borrow errors supported by REVIS appear to take longer to fix than other errors. Tools to make fixing these errors easier may help reduce user frustration and the perception of type system challenges even if they do not make a significant impact on task completion times.

One borrowing error, *value dropped while borrowed*, may be much harder to fix than other borrowing errors. This may represent an opportunity for future tool development.

6 FUTURE WORK

We plan to conduct a larger-scale evaluation of our tool that focuses on a more general setting rather than a classroom setting.

We hope to improve REVIS to support more error codes related to lifetimes, including errors that are not constrained in single functions. We will need to find a way to relate different parts of the code that are potentially far away from each other. It will also be useful to enrich the messages in the visualizations, as we only use the existing output of the Rust compiler to compute the visualizations. For example, in figure 1, we could show the users “``x`` moved to ``a``” instead of “``x`` moved to another variable.” We also want to include an opt-in data collection component in our tool and release it to the public to allow us to conduct a study in the real world. The data collection component will also be able to give users insight of their coding behavior.

E0507 (borrowed value was moved out) and E0596 (tried to mutably borrow a non-mutable variable) may represent opportunities for future work; although these are not lifetime-related errors, they are specific to sequences of ownership operations. A future extension may be able to propose fixes, helping users address these errors more quickly. Alternatively, better educational tools could help users avoid introducing these errors.

Since one participant had trouble seeing the visualizations, we may consider opening them by default. In the future we hope VSCode will enable detection of clicks in the gutter.

7 RELATED WORK

Several authors have described empirically-evaluated guidelines for writing textual error messages. Denning et al. [Denny et al. 2021] found that length, jargon usage, sentence structure, and vocabulary affect textual error message readability. Becker et al. [Becker et al. 2021] found in an experiment that error message readability can be subjective and experience-dependent, but generally participants believed that length, tone, and jargon usage affected readability. Becker et al. [Becker et al. 2021] summarized many earlier results, among with is the argument that good error messages can make a large impact on usability for beginners. Our design of REVIS particularly reflects their recommendation *provide context to the error*, since it aligns its visualizations with the relevant erroneous code. It also reflects the recommendation *increase readability*, since the diagrams reduce the amount of additional text needed relative to text-only errors.

Existing editor tools around Rust errors have little special support for errors that span multiple lines. Rust-analyzer [Ferrous Systems and contributors 2023] is a popular Rust language extension for VSCode. As shown in figure 5, the rust-analyzer VSCode extension displays multiple decorations for errors: red squiggly underline for the erroneous code and gray dotted underlines for code related to the errors. When the developer moves the mouse onto one of the decorations, the hover box that pops out contains a textual description of all the related information as line numbers and text. It cannot display all the hover boxes related to one error together, which is a problem because the various contributing lines can have their own boxes. Also, the hover boxes may contain irrelevant information, such as the type of the variable under the cursor. Finally, they may overlap with the code that caused the error. REVIS always puts its diagrams to the right of the code, avoiding any overlap.

Developers also view command line error messages directly in the terminal. Command line error messages are able to convey all the diagnostics in one place, as shown in figure 6. However, because the descriptions are in a separate window than their editor, users need to move back and forth to relate the error messages to the code in their editor. Sometimes command line output may omit lines of code (lines 13 and 14 are omitted in figure 6), which makes it more difficult to build the relation between the error on the command line and the code in the editor. Also, although command line errors use different colors to indicate related error messages, they does not point out the lifetime ranges of variables. With REVIS, not only can users view the description of their errors next to their code, they also get an intuitive sense of the lifetime range, which helps them understand the error.

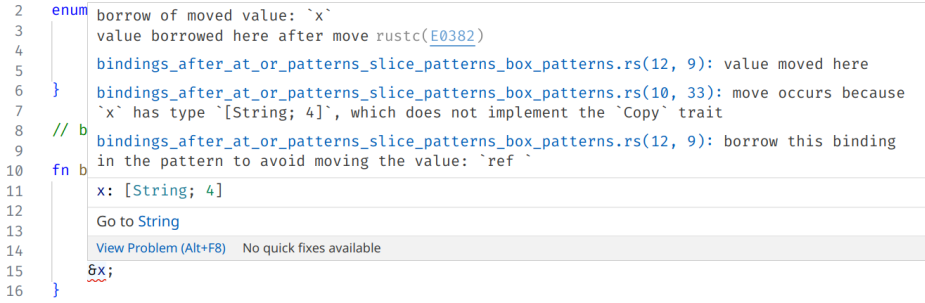


Fig. 5. Rust-analyzer hover box displayed for the erroneous “&x” in figure 1

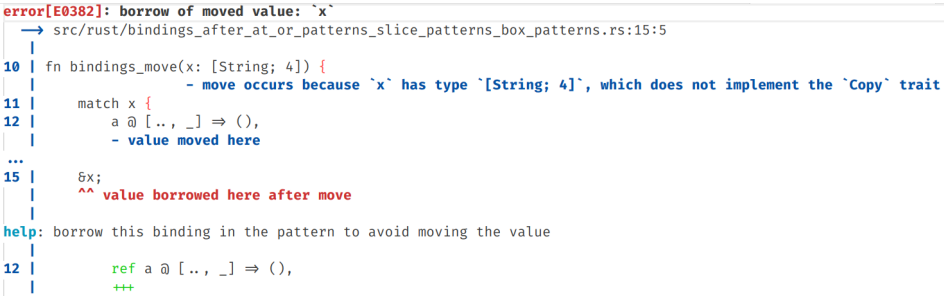


Fig. 6. Command line error message for the error in figure 1

There are existing visualization frameworks for Rust, such as RustViz [Almeida et al. 2022]. RustViz enables instructors to create diagrams for Rust programs to help students understand lifetime-related concepts and rules. RustViz could also be used to show errors. For example, figure 7 shows the same error as in figure 1. Compared to REVIS, RustViz supports a richer set of visual vocabulary, since it supports creating diagrams for arbitrary sequences of Rust ownership events. REVIS uses a more limited vocabulary with the goal of making it easier to read the specific errors we wanted it to display. Our approach allows us to explain problems in a more highly-customized way for each error message.

8 CONCLUSION

This paper described REVIS, a Visual Studio Code plugin that provides visualizations for lifetime-related error messages emitted by the Rust compiler. We conducted a preliminary evaluation in

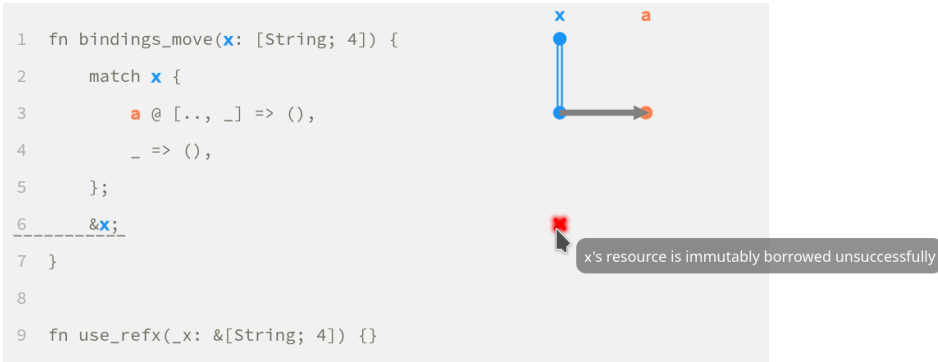


Fig. 7. RustViz visualization for the error in figure 1. The left column of the visualization shows events of x : it is defined on line 1, moved on line 3 and referenced on line 6. The blue vertical line shows the lifetime of x and the gray arrow shows the move from x to a . The “X” on line 6 shows there is an error with the reference, but the hover information on the “X” does not explain why it is an error and how to fix it.

which we collected snapshots of students’ work in a compilers course. Although we did not have enough participants to assess whether REVIS helped reduce error-fixing time, we observed that most error-fixing time was spent fixing errors that occur in other languages as well. If our data are representative of general Rust development, this could mean that Rust’s type system (in terms of time fixing errors) does not impose significant burden compared to other languages.

ACKNOWLEDGMENTS

We thank our study participants for submitting their data. We also thank Roland Rodriguez and Esteban Kuber from Amazon for insights on the future development of REVIS.

REFERENCES

- Marcelo Almeida, Grant Cole, Ke Du, Gongming Luo, Shulin Pan, Yu Pan, Kai Qiu, Vishnu Reddy, Haochen Zhang, Yingying Zhu, and Cyrus Omar. 2022. RustViz: Interactively Visualizing Ownership and Borrowing. In *2022 IEEE Symposium on Visual Languages and Human-Centric Computing (VL/HCC)*. 1–10. <https://doi.org/10.1109/VL/HCC53370.2022.9833121>
- Brett A. Becker, Paul Denny, James Prather, Raymond Pettit, Robert Nix, and Catherine Mooney. 2021. Towards Assessing the Readability of Programming Error Messages. In *Proceedings of the 23rd Australasian Computing Education Conference (Virtual, SA, Australia) (ACE ’21)*. Association for Computing Machinery, New York, NY, USA, 181–188. <https://doi.org/10.1145/3441636.3442320>
- Will Crichton. 2020. The Usability of Ownership. In *Human Aspects of Types and Reasoning Assistants Workshop at SPLASH 2020*.
- Paul Denny, James Prather, Brett A. Becker, Catherine Mooney, John Homer, Zachary C Albrecht, and Garrett B. Powell. 2021. On Designing Programming Error Messages for Novices: Readability and Its Constituent Factors. In *Proceedings of the 2021 CHI Conference on Human Factors in Computing Systems (Yokohama, Japan) (CHI ’21)*. Association for Computing Machinery, New York, NY, USA, Article 55, 15 pages. <https://doi.org/10.1145/3411764.3445696>
- Ferrous Systems and contributors. 2023. rust-analyzer. <https://rust-analyzer.github.io>.
- Alessandro Fragnani. 2023. OnClick event on Gutter. <https://github.com/microsoft/vscode/issues/5455>. Accessed: 2023-07-06.
- Kelsey R. Fulton, Anna Chan, Daniel Votipka, Michael Hicks, and Michelle L. Mazurek. 2021. Benefits and Drawbacks of Adopting a Secure Programming Language: Rust as a Case Study. In *Seventeenth Symposium on Usable Privacy and Security (SOUPS 2021)*. USENIX Association, 597–616. <https://www.usenix.org/conference/soups2021/presentation/fulton>
- Ali Mesbah, Andrew Rice, Emily Johnston, Nick Gloriosio, and Edward Aftandilian. 2019. DeepDelta: Learning to Repair Compilation Errors. In *Proceedings of the 2019 27th ACM Joint Meeting on European Software Engineering Conference and Symposium on the Foundations of Software Engineering (Tallinn, Estonia) (ESEC/FSE 2019)*. Association for Computing Machinery, New York, NY, USA, 925–936. <https://doi.org/10.1145/3338906.3340455>

Hyunmin Seo, Caitlin Sadowski, Sebastian Elbaum, Edward Aftandilian, and Robert Bowdidge. 2014. Programmers' Build Errors: A Case Study (at Google). In *Proceedings of the 36th International Conference on Software Engineering* (Hyderabad, India) (*ICSE 2014*). Association for Computing Machinery, New York, NY, USA, 724–734. <https://doi.org/10.1145/2568225.2568255>