

# INSTAFLOW: ONE STEP IS ENOUGH FOR HIGH-QUALITY DIFFUSION-BASED TEXT-TO-IMAGE GENERATION

Xingchao Liu<sup>1</sup>, Xiwen Zhang<sup>2</sup>, Jianzhu Ma<sup>2</sup>, Jian Peng<sup>2</sup>, Qiang Liu<sup>1</sup>

<sup>1</sup> Department of Computer Science, University of Texas at Austin

<sup>2</sup> Helixon Research

xcliu@cs.utexas.edu, xiwen@helixon.com

majianzhu@tsinghua.edu.cn, jianpeng@illinois.edu, lqiang@cs.utexas.edu

## ABSTRACT

Diffusion models have revolutionized text-to-image generation with its exceptional quality and creativity. However, its multi-step sampling process is known to be slow, often requiring tens of inference steps to obtain satisfactory results. Previous attempts to improve its sampling speed and reduce computational costs through distillation have been unsuccessful in achieving a functional one-step model. In this paper, we explore a recent method called Rectified Flow [45; 43], which, thus far, has only been applied to small datasets. The core of Rectified Flow lies in its *reflow* procedure, which straightens the trajectories of probability flows, refines the coupling between noises and images, and facilitates the distillation process with student models. We propose a novel text-conditioned pipeline to turn Stable Diffusion (SD) into an ultra-fast one-step model, in which we find reflow plays a critical role in improving the assignment between noises and images. Leveraging our new pipeline, we create, to the best of our knowledge, the first one-step diffusion-based text-to-image generator with SD-level image quality, achieving an FID (Fréchet Inception Distance) of 23.3 on MS COCO 2017-5k, surpassing the previous state-of-the-art technique, progressive distillation [58], by a significant margin (37.2  $\rightarrow$  23.3 in FID). By utilizing an expanded network with 1.7B parameters, we further improve the FID to 22.4. We call our one-step models *InstaFlow*. On MS COCO 2014-30k, InstaFlow yields an FID of 13.1 in just 0.09 second, the best in  $\leq 0.1$  second regime, outperforming the recent StyleGAN-T [73] (13.9 in 0.1 second). Notably, the training of InstaFlow only costs 199 A100 GPU days. Codes and pre-trained models are available at [github.com/gnobitab/InstaFlow](https://github.com/gnobitab/InstaFlow).

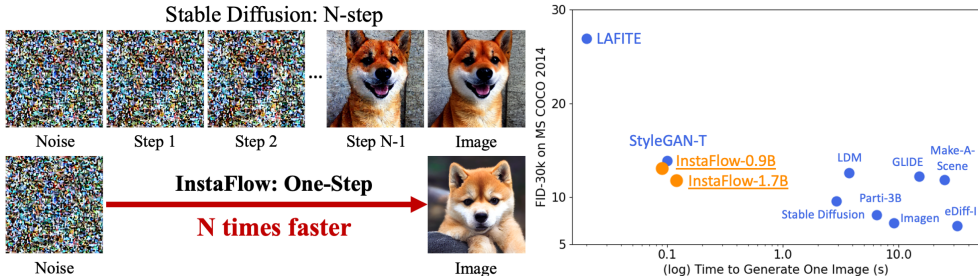


Figure 1: InstaFlow is a high-quality one-step text-to-image model derived from Stable Diffusion [70]. Within 0.1 second, it generates images with similar FID as StyleGAN-T [73] on MS COCO 2014. The whole fine-tuning process to yield InstaFlow is pure supervised learning and costs only 199 A100 GPU days.

## 1 INTRODUCTION

Modern text-to-image (T2I) generative models, such as DALL-E [66; 67], Imagen [71; 29], Stable Diffusion [70], StyleGAN-T [73], and GigaGAN [32], have demonstrated the remarkable ability to synthesize realistic, artistic, and detailed images based on textual descriptions. These advancements are made possible through the assistance of large-scale datasets [74] and models [32; 66; 70].

arXiv:2309.06380v2 [cs.LG] 23 Mar 2024



(A) Images from one-step InstaFlow-0.9B (0.09s per image, 512 × 512)



(B) One-step InstaFlow-0.9B + SDXL-Refiner (1024 × 1024)

(C) Images from one-step InstaFlow-1.7B (0.12s per image, 512 × 512)

Figure 2: (A) Examples of 512 × 512 images generated from one-step InstaFlow-0.9B in **0.09s**; (B) The images generated from one-step InstaFlow-0.9B can be further enhanced by SDXL-Refiner [62] to achieve higher resolution and finer details; (C) Examples of 512 × 512 images generated from one-step InstaFlow-1.7B in **0.12s**. Inference time is measured on our machine with NVIDIA A100 GPU.

However, despite their impressive generation quality, these models often suffer from excessive inference time and computational consumption [29; 71; 66; 67; 70]. This can be attributed to the fact that most of these models are either auto-regressive [8; 14; 17] or diffusion models [28; 80]. For instance, Stable Diffusion, even when using a state-of-the-art sampler [41; 49; 77], typically requires more than 20 steps to generate acceptable images. As a result, prior works [72; 58; 82] have proposed employing knowledge distillation on these models to reduce the required sampling steps and accelerate their inference. Unfortunately, these methods struggle in the small step regime. In particular, one-step large-scale diffusion models have not yet been developed. The existing one-step large-scale T2I generative models are StyleGAN-T [73] and GigaGAN [32], which rely on generative adversarial training and require careful tuning of both the generator and discriminator.

In this paper, we present a novel one-step generative model derived from the open-source Stable Diffusion (SD). We observed that a straightforward distillation of SD leads to complete failure. The primary issue stems from the sub-optimal coupling of noises and images, which significantly hampers the distillation process. To address this challenge, we leverage Rectified Flow [45; 43], a recent approach to generative models and optimal transport that learn straight flow models amenable to fast simulation with few or one Euler steps. Rectified flow starts from matching data distribution with a potentially curved flow model (known as 1-flow in [45]), similar to DDIM [77], probability flow ODEs [80] and other flow-based methods [40; 1; 2]. It then deploys an unique *reflow* procedure to straighten the trajectories of the flows, thereby reducing the transport cost between the noise distribution and the image distribution. This improvement in coupling significantly facilitates the distillation process. In this work, we take large-scale text-to-image models as 1-flow, and focus on straightening them with reflow.

Consequently, we succeeded in training the first one-step SD model capable of generating high-quality images with remarkable details. Quantitatively, our one-step model achieves a state-of-the-art FID score of 23.4 on the MS COCO 2017 dataset (5,000 images) with an inference time of only 0.09 second per image. It outperforms the previous fastest SD model, progressive distillation [58], which achieved an one-step FID of 37.2. For MS COCO 2014 (30,000 images), our one-step model yields an FID of 13.1 in 0.09 second, surpassing one of the recent large-scale text-to-image GANs, StyleGAN-T [73] (13.9 in 0.1s). Notably, this is the first time a distilled one-step SD model performs on par with GAN, with pure supervised learning. Discussion of related works is deferred to Appendix A due to limited space.

## 2 METHODS

### 2.1 EFFICIENT INFERENCE IS NEEDED FOR LARGE-SCALE TEXT-TO-IMAGE GENERATION

Recently, various of diffusion-based text-to-image generators [59; 29; 70] have emerged with unprecedented performance. Among them, Stable Diffusion (SD) [70], an open-sourced model trained on LAION-5B [74], gained widespread popularity from artists and researchers. It is based on latent diffusion model [70], which is a denoising diffusion probabilistic model (DDPM) [28; 80] running in a learned latent space. Because of the recurrent nature of diffusion models, it usually takes more than 100 steps for SD to generate satisfying images. To accelerate the inference, a series of post-hoc samplers have been proposed [41; 49; 77]. By transforming the diffusion model into a marginal-preserving probability flow, these samplers can reduce the necessary inference steps to as few as 20 steps [49]. However, their performance starts to degrade noticeably when the number of inference steps is smaller than 10. For the  $\leq 10$  step regime, progressive distillation [72; 58] is proposed to compress the needed number of inference steps to 2-4. Yet, it is still an open problem if it is possible to turn large diffusion models, like SD, into an one-step model with satisfying quality.

### 2.2 RECTIFIED FLOW AND REFLOW

Rectified Flow [45; 43] is a unified ODE-based framework for generative modeling and domain transfer. It provides an approach for learning a transport mapping  $T$  between two distributions  $\pi_0$  and  $\pi_1$  on  $\mathbb{R}^d$  from their empirical observations. In image generation,  $\pi_0$  is usually a standard Gaussian distribution and  $\pi_1$  the image distribution.

Rectified Flow learns to transfer  $\pi_0$  to  $\pi_1$  via an ordinary differential equation (ODE), or flow model

$$\frac{dZ_t}{dt} = v(Z_t, t), \quad \text{initialized from } Z_0 \sim \pi_0, \text{ such that } Z_1 \sim \pi_1, \quad (1)$$

where  $v: \mathbb{R}^d \times [0, 1] \rightarrow \mathbb{R}^d$  is a velocity field, learned by minimizing a simple mean square objective:

$$\min_v \mathbb{E}_{(X_0, X_1) \sim \gamma} \left[ \int_0^1 \left\| \frac{d}{dt} X_t - v(X_t, t) \right\|^2 dt \right], \quad \text{with } X_t = \phi(X_0, X_1, t), \quad (2)$$

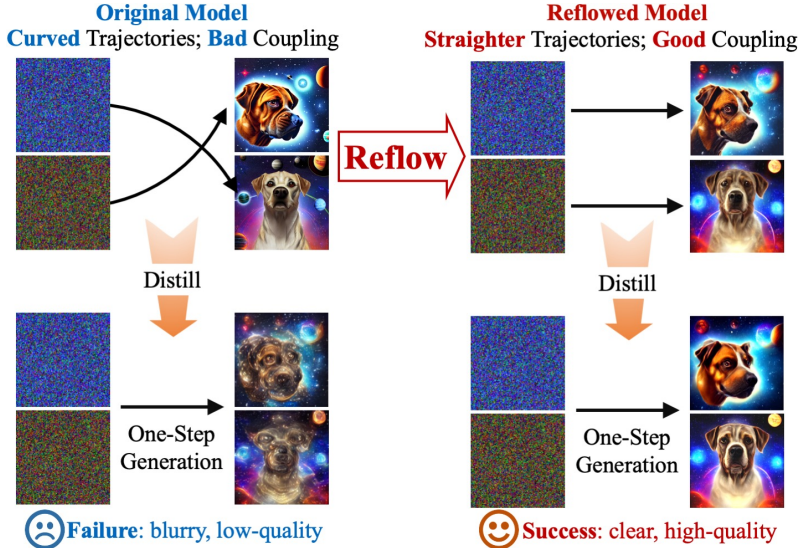


Figure 3: An overview of our pipeline for learning one-step large-scale text-to-image generative models. Direct distillation from pre-trained diffusion models, e.g., Stable Diffusion, fails because their probability flow ODEs have curved trajectories and incur bad coupling between noises and images. After fine-tuned with our text-conditioned reflow, the trajectories are straightened and the coupling is refined, thus the reflowed model is more friendly to distillation. Consequently, the distilled model generates clear, high-quality images in one step. The text prompt is “A dog head in the universe with planets and stars”.

where  $X_t = \phi(X_0, X_1, t)$  is any time-differentiable interpolation between  $X_0$  and  $X_1$ , with  $\frac{d}{dt}X_t = \partial_t\phi(X_0, X_1, t)$ . The  $\gamma$  is any coupling of  $(\pi_0, \pi_1)$ . A simple example of  $\gamma$  is the independent coupling  $\gamma = \pi_0 \times \pi_1$ , which can be sampled empirically from unpaired observed data from  $\pi_0$  and  $\pi_1$ . Usually,  $v$  is parameterized as a deep neural network and equation 2 is solved approximately with stochastic gradient methods. Different specific choices of the interpolation process  $X_t$  result in different algorithms. As shown in Liu et al. [45], the commonly used denoising diffusion implicit model (DDIM) [77] and the probability flow ODEs of Song et al. [80] correspond to  $X_t = \alpha_t X_0 + \beta_t X_1$ , with specific choices of time-differentiable sequences  $\alpha_t, \beta_t$  (see Liu et al. [45] for details). In rectified flow, however, the authors suggested a simpler choice of

$$X_t = (1 - t)X_0 + tX_1 \quad \implies \quad \frac{d}{dt}X_t = X_1 - X_0, \quad (3)$$

which favors straight trajectories that play a crucial role in fast inference, as we discuss in sequel.

**Straight Flows Yield Fast Generation** In practice, the ODE in equation 1 need to be approximated by numerical solvers. The most common approach is the forward Euler method, which yields

$$Z_{t+\frac{1}{N}} = Z_t + \frac{1}{N}v(Z_t, t), \quad \forall t \in \{0, \dots, N - 1\}/N, \quad (4)$$

where we simulate with a step size of  $\epsilon = 1/N$  and completes the simulation with  $N$  steps. Obviously, the choice  $N$  yields a cost-accuracy trade-off: large  $N$  approximates the ODE better but causes high computational cost. For fast simulation, it is desirable to learn the ODEs that can be simulated accurately and fast with a small  $N$ . This leads to ODEs whose trajectory are straight lines. Specifically, we say that an ODE is straight (with uniform speed) if

$$\text{Straight flow: } Z_t = tZ_1 + (1 - t)Z_0 = Z_0 + tv(Z_0, 0), \quad \forall t \in [0, 1],$$

In this case, Euler method with even a single step ( $N = 1$ ) yields *perfect* simulation; See Figure 4. Hence, straightening the ODE trajectories is an essential way for reducing the inference cost.

**Straightening Text-Conditioned Probability Flows via Text-Conditioned Reflow** *Reflow* [45] is an iterative procedure to straighten the trajectories of rectified flow without modifying the marginal

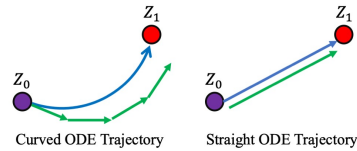


Figure 4: ODEs with straight trajectories admits fast simulation.

**Algorithm 1** Training Text-Conditioned Rectified Flow from Stable Diffusion

- 
- 1: **Input:** The pre-trained Stable Diffusion  $v_{\text{SD}} = v_1$ ; A dataset of text prompts  $D_{\mathcal{T}}$ .
  - 2: **for**  $k \leq$  a user-defined upper bound **do**
  - 3:   Initialize  $v_{k+1}$  from  $v_k$ .
  - 4:   Train  $v_{k+1}$  by minimizing the objective equation 5, where the couplings  $(X_0, X_1 = \text{ODE}[v_k](X_0 | \mathcal{T}))$  can be generated beforehand.
  - 5:   #NOTE: The trained  $v_k$  is called  $k$ -Rectified Flow.
  - 6: **end for**
- 

**Algorithm 2** Distilling Text-Conditioned  $k$ -Rectified Flow for One-Step Generation

- 
- 1: **Input:**  $k$ -Rectified Flow  $v_k$ ; A dataset of text prompts  $D_{\mathcal{T}}$ ; A similarity loss  $\mathbb{D}(\cdot, \cdot)$ .
  - 2: Initialize  $\tilde{v}_k$  from  $v_k$ .
  - 3: Train  $\tilde{v}_k$  by minimizing the objective equation 6, where the couplings  $(X_0, X_1 = \text{ODE}[v_k](X_0 | \mathcal{T}))$  can be generated beforehand.
  - 4: #NOTE: The trained  $\tilde{v}_k$  is called  $k$ -Rectified Flow+Distill.
- 

distributions, hence allowing fast simulation at inference time. In text-to-image generation, the velocity field  $v$  should additionally depend on an input text prompt  $\mathcal{T}$  to generate corresponding images. We propose a novel text-conditioned reflow objective,

$$v_{k+1} = \arg \min_v \mathbb{E}_{X_0 \sim \pi_0, \mathcal{T} \sim D_{\mathcal{T}}} \left[ \int_0^1 \| (X_1 - X_0) - v(X_t, t | \mathcal{T}) \|^2 dt \right], \quad (5)$$

with  $X_1 = \text{ODE}[v_k](X_0 | \mathcal{T})$  and  $X_t = tX_1 + (1-t)X_0$ ,

where  $D_{\mathcal{T}}$  is a dataset of text prompts,  $\text{ODE}[v_k](X_0 | \mathcal{T}) = X_0 + \int_0^1 v_k(X_t, t | \mathcal{T}) dt$ , and  $v_{k+1}$  is learned using the same rectified flow objective equation 2, but with the linear interpolation equation 3 of  $(X_0, X_1)$  pairs constructed from the previous  $\text{ODE}[v_k]$ .

The key property of reflow is that it preserves the terminal distribution while straightening the particle trajectories and reducing the transport cost of the transport mapping:

- 1) The distribution of  $\text{ODE}[v_{k+1}](X_0 | \mathcal{T})$  and  $\text{ODE}[v_k](X_0 | \mathcal{T})$  coincides; hence  $v_{k+1}$  generates the correct image distribution  $\pi_1$  if  $v_k$  does so.
- 2) The trajectories of  $\text{ODE}[v_{k+1}]$  tend to be straighter than that of  $\text{ODE}[v_k]$ . This suggests that it requires smaller Euler steps  $N$  to simulate  $\text{ODE}[v_{k+1}]$  than  $\text{ODE}[v_k]$ . If  $v_k$  is a fixed point of reflow, that is,  $v_{k+1} = v_k$ , then  $\text{ODE}[v_k]$  must be exactly straight.
- 3)  $(X_0, \text{ODE}[v_{k+1}](X_0 | \mathcal{T}))$  forms a better coupling than  $(X_0, \text{ODE}[v_k](X_0 | \mathcal{T}))$  in that it yields lower convex transport costs, that is,  $\mathbb{E}[c(\text{ODE}[v_{k+1}](X_0 | \mathcal{T}) - X_0)] \leq \mathbb{E}[c(\text{ODE}[v_k](X_0 | \mathcal{T}) - X_0)]$  for all convex functions  $c: \mathbb{R}^d \rightarrow \mathbb{R}$ . This suggests that the new coupling might be easier for the student network to learn.

In this paper, we set  $v_1$  to be the velocity field of a pre-trained probability flow ODE model (such as that of Stable Diffusion,  $v_{\text{SD}}$ ), and denote the following  $v_k (k \geq 2)$  as  $k$ -Rectified Flow.

**Text-Conditioned Distillation** Theoretically, it requires an infinite number of reflow steps equation 5 to obtain ODEs with exactly straight trajectories. However, it is not practical to reflow too many steps due to high computational cost and the accumulation of optimization and statistical error. Fortunately, it was observed in Liu et al. [45] that the trajectories of  $\text{ODE}[v_k]$  becomes nearly (though not exactly) straight with even one or two steps of reflows. With such approximately straight ODEs, one approach to boost the performance of one-step models is via distillation:

$$\tilde{v}_k = \arg \min_v \mathbb{E}_{X_0 \sim \pi_0, \mathcal{T} \sim D_{\mathcal{T}}} [\mathbb{D}(\text{ODE}[v_k](X_0 | \mathcal{T}), X_0 + v(X_0 | \mathcal{T}))], \quad (6)$$

where we learn a single Euler step  $x + v(x | \mathcal{T})$  to compress the mapping from  $X_0$  to  $\text{ODE}[v_k](X_0 | \mathcal{T})$  by minimizing a differentiable similarity loss  $\mathbb{D}(\cdot, \cdot)$  between images. Learning one-step model with distillation avoids adversarial training [73; 32; 19] or special invertible neural networks [9; 35; 60].

**Distillation and Reflow are Orthogonal Techniques** It is important to note the difference between distillation and reflow: while distillation tries to honestly approximate the mapping from  $X_0$  to  $\text{ODE}[v_k](X_0 | \mathcal{T})$ , reflow yields a new mapping  $\text{ODE}[v_{k+1}](X_0 | \mathcal{T})$  that can be more regular and smooth due to lower convex transport costs. Reflow is an optional step before distillation, and they are orthogonal to each other. In practice, we find that it is essential to apply reflow to make the mapping  $\text{ODE}[v_k](X_0 | \mathcal{T})$  sufficiently regular and smooth before applying distillation.

**Classifier-Free Guidance Velocity Field for Text-Conditioned Rectified Flow** Classifier-Free Guidance [26] has a substantial impact on the generation quality of SD. Similarly, we propose the following velocity field on the learned text-conditioned Rectified Flow to yield similar effects as Classifier-Free Guidance,

$$v^\alpha(Z_t, t | \mathcal{T}) = \alpha v(Z_t, t | \mathcal{T}) + (1 - \alpha)v(Z_t, t | \text{NULL}), \quad (7)$$

where  $\alpha$  trades off the sample diversity and generation quality. When  $\alpha = 1$ ,  $v^\alpha$  reduces back to the original velocity field  $v(Z_t, t | \mathcal{T})$ . We provide analysis on  $\alpha$  in Section 4.

### 3 PRELIMINARY RESULTS: REFLOW IS THE KEY TO IMPROVE DISTILLATION

In this section, we conduct experiments with Stable Diffusion 1.4 to examine the effectiveness of the Rectified Flow framework and the reflow procedure. The goal of the experiments in this section is to: 1) examine whether straightforward distillation can be effective for learning a one-step model from pre-trained large-scale T2I probability flow ODEs; 2) examine whether text-conditioned reflow can enhance the performance of distillation. Our experiment concludes that: Reflow significantly eases the learning process of distillation, and distillation after reflow successfully produces a one-step model.

#### 3.1 GENERAL EXPERIMENT SETTINGS

In this section, we use the pre-trained Stable Diffusion 1.4 provided in the official open-sourced repository<sup>1</sup> to initialize the weights, since otherwise the convergence is unbearably slow. In our experiment, we set  $D_{\mathcal{T}}$  to be a subset of text prompts from laion2B-en [74], pre-processed by the same filtering as SD.  $\text{ODE}[v_{\text{SD}}]$  is implemented as the pre-trained Stable Diffusion with 25-step DPM-Solver [49] and a fixed guidance scale of 6.0. We set the similarity loss  $\mathbb{D}(\cdot, \cdot)$  for distillation to be the LPIPS loss [100]. The neural network structure for both reflow and distillation are kept to the SD U-Net. We use a batch size of 32 and 8 A100 GPUs for training with AdamW optimizer [48]. The choice of optimizer follows the default protocol<sup>2</sup> in HuggingFace for fine-tuning SD.

#### 3.2 DIRECT DISTILLATION FAILS, WHILE REFLOW + DISTILLATION SUCCEEDS

**Experiment Protocol** Our investigation starts from directly distilling the velocity field  $v_1 = v_{\text{SD}}$  of Stable Diffusion 1.4 with equation 6 without applying any reflow. To achieve the best empirical performance, we conduct grid search on learning rate and weight decay to the limit of our computational resources. For all the models, we train them for 100,000 steps. We generate  $32 \times 100,000 = 3,200,000$  pairs of  $(X_0, \text{ODE}[v_{\text{SD}}](X_0))$  as the training set for distillation. We compute the Fréchet inception distance (FID) on 5,000 captions from MS COCO 2017 following the evaluation protocol in [58], then we show the model with the lowest FID in Figure 5. To align the training cost between direct distillation and reflow+distillation for fair comparison, we train 2-Rectified Flow,  $v_2$ , for 50,000 steps with the weights initialized from pre-trained SD, then perform

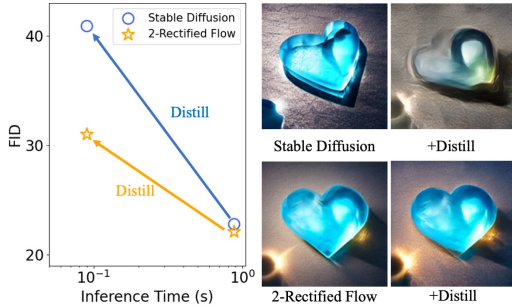


Figure 5: **Left:** The inference time and FID-5k on MS COCO 2017 of all the models. Model distilled from 2-Rectified Flow has a lower FID and smaller gap with the teacher. **Right:** The images generated from different models with the same random noise and text prompt. 2-Rectified Flow refines the coupling between noises and images, making it a better teacher for distillation.

<sup>1</sup><https://github.com/CompVis/stable-diffusion>

<sup>2</sup><https://huggingface.co/docs/diffusers/training/text2image>

Method	Inf. Time	FID-5k	CLIP
SD 1.4 (25 step)[70]	0.88s	22.8	<b>0.315</b>
<b>(Pre) 2-RF (25 step)</b>	0.88s	<b>22.1</b>	0.313
PD (1 step)[58]	0.09s	37.2	0.275
SD 1.4+Distill	0.09s	40.9	0.255
<b>(Pre) 2-RF (1 step)</b>	0.09s	68.3	0.252
<b>(Pre) 2-RF+Distill</b>	0.09s	<b>31.0</b>	<b>0.285</b>

(a) MS COCO 2017

Method	Inf. Time	FID-30k
SD* [70]	2.9s	<b>9.62</b>
<b>(Pre) 2-RF (25 step)</b>	0.88s	13.4
SD 1.4+Distill	0.09s	34.6
<b>(Pre) 2-RF+Distill</b>	0.09s	<b>20.0</b>

(b) MS COCO 2014

Table 1: Comparison of (a) FID and CLIP score on MS COCO 2017 with 5,000 images following the evaluation setup in [58] and (b) FID on MS COCO 2014 with 30,000 images following the evaluation setup in [32]. As in [32; 73], the inference time is measured on NVIDIA A100 GPU with a batch size of 1. ‘Pre’ is added to distinguish the models from Table 2. ‘RF’ refers to Rectified Flow; ‘PD’ refers to Progressive Distillation [58; 72]. \* denotes that the numbers are measured by [32].

distillation for another 50,000 training steps continuing from the obtained  $v_2$ . To distill from 2-Rectified Flow, we generate  $32 \times 50,000 = 1,600,000$  pairs of  $(X_0, \text{ODE}[v_2](X_0))$  with 25-step Euler solver. The results are also shown in Figure 5 for comparison with direct distillation. The guidance scale  $\alpha$  for 2-Rectified Flow is set to 1.5. For more details, please refer to Appendix.

**Observation and Analysis** We observe that, after 100,000 training steps, all the models from direct distillation converge. However, as shown in Figure 5, it is difficult for the student model (SD+Distill) to imitate the teacher model (25-step SD), resulting in a huge gap in FID between SD and SD+Distill. On the right side of Figure 5, with the same random noise, SD+Distill generates image with substantial difference from the teacher SD. From the experiments, we conclude that: **direct distillation from SD is a tough learning problem for the one-step student model, which is hard to mitigate by simply tuning the hyperparameters.** In contrast, 2-Rectified Flow refines the coupling between the noise distribution and the image distribution, and eases the learning process for the student model when distillation. It can be inferred from two aspects: (1) The gap between 2-Rectified Flow+Distill and 2-Rectified Flow is much smaller than SD+Distill and SD. (2) On the right side of Figure 5, the image generated from 2-Rectified Flow+Distill shares great resemblance with the original generation, showing that it is easier for the student to imitate. This illustrates that **2-Rectified Flow is a better teacher model to distill an one-step student model than the original SD.**

**Training Cost** Because our 2-Rectified Flow+Distill is fine-tuned from the publicly available pre-trained SD, training only costs  $\approx 24.65$  A100 GPU days, which is negligible compared with other large-scale text-to-image models. For reference, the training cost for SD 1.4 from scratch is 6250 A100 GPU days [70]; StyleGAN-T is 1792 A100 GPU days [73]; GigaGAN is 4783 A100 GPU days [32]. A lower-bound estimation of training the one-step SD in Progressive Distillation is 108.8 A100 GPU days [58]. More details can be found in the Appendix.

**Comparison on MS COCO** As shown in Table 1 (a), on MS COCO 2017-5k, (Pre) 2-Rectified Flow can generate realistic images that yield similar FID with SD 1.4 (+DPMSolver [50]) using 25 steps ( $22.1 \leftrightarrow 22.8$ ). Within 0.09s, (Pre) 2-Rectified Flow+Distill gets an FID of 31.0, surpassing the previous best one-step SD model (FID=37.2) distilled from Progressive Distillation [58] with much less training cost (the numbers for Progressive Distillation are measured from Figure 10 in [58] since the model is not publicly available). On MS COCO 2014-30k, (Pre) 2-Rectified Flow+Distill has noticeable advantage (FID=20.0) compared with direct distillation SD 1.4+Distill (FID=34.6) even when (Pre) 2-Rectified Flow has worse performance than the original SD due to insufficient training, indicating the effectiveness of the *reflow* operation.

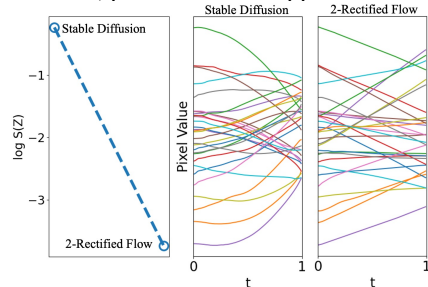


Figure 6: The straightening effect of reflow. **Left:** the straightness  $S(Z)$  on different models. **Right:** trajectories of randomly sampled pixels following SD 1.4+DPM-Solver and 2-Rectified Flow.




Figure 7: Visual comparison between SD and 2-Rectified Flow.  $N$  is number of inference steps.

Method	Inf. Time	FID-5k	CLIP
SD 1.5 (25 step)[70]	0.88	<b>20.1</b>	<b>0.318</b>
<b>2-RF (25 step)</b>	0.88	21.5	0.315
PD-SD (1 step)[58]	0.09	37.2	0.275
<b>2-RF (1 step)</b>	0.09	47.0	0.271
<b>InstaFlow-0.9B</b>	0.09	<b>23.4</b>	<b>0.304</b>
PD-SD (2 step)[58]	0.13	26.0	0.297
PD-SD (4 step)[58]	0.21	26.4	0.300
<b>2-RF (2 step)</b>	0.13	31.3	0.296
<b>InstaFlow-1.7B</b>	0.12	<b>22.4</b>	<b>0.309</b>

(a) MS COCO 2017

Cat.	Res.	Method	Inference Time	# Param.	FID-30k
AR	256	DALLE [66]	-	13B	27.5
AR	256	Parti-750M [96]	-	750M	10.71
AR	256	Parti-3B [96]	6.4s	3B	8.10
AR	256	Parti-20B [96]	-	20B	7.23
AR	256	Make-A-Scene [18]	25.0s	-	11.84
Diff	256	GLIDE [59]	15.0s	5B	12.24
Diff	256	LDM [70]	3.7s	0.27B	12.63
Diff	256	DALLE 2 [67]	-	5.5B	10.39
Diff	256	Imagen [29]	9.1s	3B	7.27
Diff	256	eDiff-I [3]	32.0s	9B	6.95
GAN	256	LAFITE [103]	0.02s	75M	26.94
-	512	Muse-3B [7]	1.3s	0.5B	7.88
GAN	512	StyleGAN-T [73]	0.10s	1B	13.90
GAN	512	GigaGAN [32]	0.13s	1B	9.09
Diff	512	SD* [70]	2.9s	0.9B	9.62
-	512	<b>2-RF (25 step)</b>	0.88s	0.9B	11.08
-	512	<b>InstaFlow-0.9B</b>	0.09s	0.9B	13.10
-	512	<b>InstaFlow-1.7B</b>	0.12s	1.7B	11.83

(b) MS COCO 2014

Table 2: Comparison of (a) FID and CLIP score on MS COCO 2017 with 5,000 images following the evaluation setup in [58] and (b) FID on MS COCO 2014 with 30,000 images following the evaluation setup in [32]. ‘RF’ refers to Rectified Flow; ‘PD’ refers to Progressive Distillation [58; 72]; ‘AR’ refers to Autoregressive. \* denotes that the numbers are measured by [32].

**Straightening Effects of Reflow** We empirically examine the properties of reflow in text-to-image generation. To quantitatively measure the straightness, we use the deviation of the velocity along the trajectory following [45; 43], that is,  $S(Z) = \int_{t=0}^1 \mathbb{E} [\| (Z_1 - Z_0) - v(Z_t, t) \|^2] dt$ . A smaller  $S(Z)$  means straighter trajectories, and when the ODE trajectories are all totally straight,  $S(Z) = 0$ . In Figure 6, reflow decreases the estimated  $S(Z)$ , validating the straightening effect of reflow. Moreover, the pixels in SD travel in curved trajectories, while 2-Rectified Flow has much straighter trajectories. In Figure 7, qualitatively, since SD is curved, one-step generation leads to meaningless noises and SD+Distill fails. Thanks to reflow, one-step generation with 2-Rectified Flow shows recognizable images and distillation from it succeeds.

#### 4 INSTAFlow: SCALING UP FOR BETTER ONE-STEP GENERATION

Our preliminary results using SD 1.4 highlight the benefits of incorporating the reflow procedure in distilling one-step diffusion-based models. However, considering that the training process only consumes 24.65 A100 GPU days, there is a potential for further performance enhancement through scaling up. To this end, we extend the training duration with a larger batch size, totaling 199 A100 GPU days. As a result, we achieve InstaFlow, the first one-step SD model capable of generating high-quality images with intricate details in just 0.09 second. Notably, this performance is on par with StyleGAN-T [73], one of the state-of-the-art GANs in the field.

**InstaFlow-0.9B** We switch to Stable Diffusion 1.5, and keep the same  $D_{\mathcal{T}}$  as in Section C. The ODE solver sticks to 25-step DPMSolver [49] for  $\text{ODE}[v_{SD}]$ . Guidance scale for SD is slightly decreased to 5.0 because larger guidance scale makes the images generated from 2-Rectified Flow over-saturated. We still generate 1,600,000 pairs of data for reflow and distillation, respectively. We apply gradient accumulation to expand the batch size. We spend 75.2 A100 GPU days for reflow to get 2-Rectified Flow, then another 108 A100 GPU days for distillation to get 2-Rectified Flow+Distill. The guidance scale  $\alpha$  for 2-Rectified Flow is set to 1.5 during distillation. We name the distilled model InstaFlow-0.9B since U-Net contains  $\sim 0.9B$  parameters.

**InstaFlow-1.7B** Expanding the model size is a key step in building modern foundation models [70; 62; 6; 5; 16]. To this end, we stack two U-Nets in series, then remove unnecessary modules after a thorough ablation study (see Appendix for details). This gives us a large neural network, termed Stacked U-Net, with 1.7B parameters and an inference time of 0.12 second. Starting from 2-Rectified Flow obtained in InstaFlow-0.9B, we spend 39.6 A100 GPU days for distillation with Stacked U-Net. More training details of both models can be found in the Appendix.

**Comparison with State-of-the-Arts on MS COCO** We follow the experiment configuration in Section C. In Table 2 (a), our InstaFlow-0.9B gets an FID-5k of 23.4 with an inference time of 0.09s, which is significantly lower than the previous state-of-the-art, Progressive Distillation-SD (1 step, FID=37.2) with similar distillation cost (108  $\leftrightarrow$  108.8 A100 GPU days). The empirical result indicates that reflow helps improve the coupling between noises and images, and 2-Rectified Flow is an easier teacher model to distill from. By increasing the model size, InstaFlow-1.7B leads to a lower FID-5k of 22.4 with an inference time of 0.12s. On MS COCO 2014, our InstaFlow-0.9B obtains an FID-30k of 13.10 within 0.09s, surpassing StyleGAN-T [73] (13.90 in 0.1s).





Figure 8: One-step generation from InstaFlow-0.9B. **Left:** With the same random noise, the pose and lighting are preserved across different text prompts. **Right:** Interpolation in the latent space of InstaFlow-0.9B.

**Few-step Generation with 2-Rectified Flow** 2-Rectified Flow has straighter trajectories, which gives it the capacity to generate with extremely few inference steps. We compare 2-Rectified Flow with SD 1.5-DPM Solver [50] on MS COCO 2017. The inference steps are set to {1, 2, 4, 8}. Figure 9 (A) clearly shows the advantage of 2-Rectified Flow when the number of inference steps  $\leq 4$ .

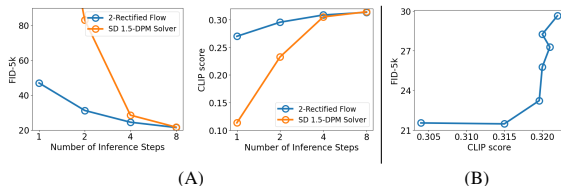


Figure 9: (A) Comparison between SD 1.5-DPM Solver and 2-Rectified Flow (with standard Euler solver) in few-step inference. (B) The trade-off curve of applying different  $\alpha$  as the guidance scale for 2-Rectified Flow.

**Guidance Scale  $\alpha$**  It is widely known that guidance scale  $\alpha$  is an important hyper-parameter when using Stable Diffusion [26; 70]. Here, we investigate the influence of the guidance scale  $\alpha$  for 2-Rectified Flow, which has straighter ODE trajectories. In Figure 9 (B),  $\alpha$  increases from {1.0, 1.5, 2.0, 2.5, 3.0, 3.5, 4.0}, which raises FID-5k and CLIP score on MS COCO 2017 at the same time. The former metric indicates degradation in image quality and the latter metric indicates enhancement in semantic alignment.

**Fast Preview with One-Step InstaFlow** A potential use case of InstaFlow is to serve as previewers. A fast previewer can accelerate the low-resolution filtering process and provide the user more generation possibilities under the same computational budget. Then a powerful post-processing model can improve the quality and increase the resolution. We verify the idea with SDXL-Refiner [62], a recent model that can refine generated images. The one-step InstaFlows generate  $512 \times 512$  images in  $\sim 0.1s$ , then these images are interpolated to 1024 and refined by SDXL-Refiner to get high-resolution images. Several examples are shown in Figure 10.




Figure 10: The images generated from our one-step model can be refined by SDXL-Refiner [62] to generate user-preferred high-resolution images on a higher efficiency.

## 5 LIMITATIONS AND CONCLUSIONS

In this paper, we introduce *InstaFlow*, a state-of-the-art one-step text-to-image generator, which is derived from a novel text-conditioned Rectified Flow pipeline with pure supervised learning. Although it may encounter challenges with complex compositions in the text prompts (see Figure 11 for example), further training with longer duration and larger datasets is likely to mitigate them. InstaFlow significantly closes the gap between continuous-time diffusion models and one-step generative models, inspiring algorithmic innovations and benefiting downstream tasks like 3D generation.




Figure 11: One of the failure cases.

## SOCIETAL IMPACT

This work presents a methodology for accelerating multi-step large-scale text-to-image diffusion models to one-step generators. On a positive note, we believe that the efficiency of these one-step models can lead to energy conservation and environmental benefits, given the extensive utilization of such generative models. Conversely, faster generative models, when manipulated by bad actors, also simplify and speed up the creation of harmful information and fake news. While our work focuses on the scientific insights, these ultra-fast powerful generative models call for advanced techniques through research to ensure their alignment with human values and public interests.

## REFERENCES

- [1] Michael S Albergo, Nicholas M Boffi, and Eric Vanden-Eijnden. Stochastic interpolants: A unifying framework for flows and diffusions. *arXiv preprint arXiv:2303.08797*, 2023.
- [2] Michael Samuel Albergo and Eric Vanden-Eijnden. Building normalizing flows with stochastic interpolants. In *The Eleventh International Conference on Learning Representations*, 2022.
- [3] Yogesh Balaji, Seungjun Nah, Xun Huang, Arash Vahdat, Jiaming Song, Karsten Kreis, Miika Aittala, Timo Aila, Samuli Laine, Bryan Catanzaro, et al. ediffi: Text-to-image diffusion models with an ensemble of expert denoisers. *arXiv preprint arXiv:2211.01324*, 2022.
- [4] Fan Bao, Chongxuan Li, Jun Zhu, and Bo Zhang. Analytic-dpm: an analytic estimate of the optimal reverse variance in diffusion probabilistic models. In *International Conference on Learning Representations*, 2021.
- [5] Rishi Bommasani, Drew A Hudson, Ehsan Adeli, Russ Altman, Simran Arora, Sydney von Arx, Michael S Bernstein, Jeannette Bohg, Antoine Bosselut, Emma Brunskill, et al. On the opportunities and risks of foundation models. *arXiv preprint arXiv:2108.07258*, 2021.
- [6] Tom Brown, Benjamin Mann, Nick Ryder, Melanie Subbiah, Jared D Kaplan, Prafulla Dhariwal, Arvind Neelakantan, Pranav Shyam, Girish Sastry, Amanda Askell, et al. Language models are few-shot learners. *Advances in neural information processing systems*, 33:1877–1901, 2020.
- [7] Huiwen Chang, Han Zhang, Jarred Barber, AJ Maschinot, Jose Lezama, Lu Jiang, Ming-Hsuan Yang, Kevin Murphy, William T Freeman, Michael Rubinstein, et al. Muse: Text-to-image generation via masked generative transformers. In *International conference on machine learning*. PMLR, 2023.
- [8] Mark Chen, Alec Radford, Rewon Child, Jeffrey Wu, Heewoo Jun, David Luan, and Ilya Sutskever. Generative pretraining from pixels. In *International conference on machine learning*, pp. 1691–1703. PMLR, 2020.
- [9] Ricky TQ Chen, Jens Behrmann, David K Duvenaud, and Jörn-Henrik Jacobsen. Residual flows for invertible generative modeling. *Advances in Neural Information Processing Systems*, 32, 2019.
- [10] Sitan Chen, Giannis Daras, and Alex Dimakis. Restoration-degradation beyond linear diffusions: A non-asymptotic analysis for ddim-type samplers. In *International Conference on Machine Learning*, pp. 4462–4484. PMLR, 2023.
- [11] Katherine Crowson, Stella Biderman, Daniel Kornis, Dashiell Stander, Eric Hallahan, Louis Castricato, and Edward Raff. Vqgan-clip: Open domain image generation and editing with natural language guidance. In *European Conference on Computer Vision*, pp. 88–105. Springer, 2022.
- [12] Giannis Daras, Mauricio Delbracio, Hossein Talebi, Alex Dimakis, and Peyman Milanfar. Soft diffusion: Score matching with general corruptions. *Transactions on Machine Learning Research*, 2023.

- [13] Prafulla Dhariwal and Alexander Nichol. Diffusion models beat gans on image synthesis. *Advances in neural information processing systems*, 34:8780–8794, 2021.
- [14] Ming Ding, Zhuoyi Yang, Wenyi Hong, Wendi Zheng, Chang Zhou, Da Yin, Junyang Lin, Xu Zou, Zhou Shao, Hongxia Yang, et al. Cogview: Mastering text-to-image generation via transformers. *Advances in Neural Information Processing Systems*, 34:19822–19835, 2021.
- [15] Ming Ding, Wendi Zheng, Wenyi Hong, and Jie Tang. Cogview2: Faster and better text-to-image generation via hierarchical transformers. *Advances in Neural Information Processing Systems*, 35:16890–16902, 2022.
- [16] Danny Driess, Fei Xia, Mehdi SM Sajjadi, Corey Lynch, Aakanksha Chowdhery, Brian Ichter, Ayzaan Wahid, Jonathan Tompson, Quan Vuong, Tianhe Yu, et al. Palm-e: An embodied multimodal language model. *arXiv preprint arXiv:2303.03378*, 2023.
- [17] Patrick Esser, Robin Rombach, and Bjorn Ommer. Taming transformers for high-resolution image synthesis. In *Proceedings of the IEEE/CVF conference on computer vision and pattern recognition*, pp. 12873–12883, 2021.
- [18] Oran Gafni, Adam Polyak, Oron Ashual, Shelly Sheynin, Devi Parikh, and Yaniv Taigman. Make-a-scene: Scene-based text-to-image generation with human priors. In *Computer Vision—ECCV 2022: 17th European Conference, Tel Aviv, Israel, October 23–27, 2022, Proceedings, Part XV*, pp. 89–106. Springer, 2022.
- [19] Ian Goodfellow, Jean Pouget-Abadie, Mehdi Mirza, Bing Xu, David Warde-Farley, Sherjil Ozair, Aaron Courville, and Yoshua Bengio. Generative adversarial networks. *Communications of the ACM*, 63(11):139–144, 2020.
- [20] Jiatao Gu, Shuangfei Zhai, Yizhe Zhang, Lingjie Liu, and Joshua M Susskind. Boot: Data-free distillation of denoising diffusion models with bootstrapping. In *ICML 2023 Workshop on Structured Probabilistic Inference & Generative Modeling*, 2023.
- [21] Xizewen Han, Huangjie Zheng, and Mingyuan Zhou. Card: Classification and regression diffusion models. *Advances in Neural Information Processing Systems*, 35:18100–18115, 2022.
- [22] Erik Härkönen, Aaron Hertzmann, Jaakko Lehtinen, and Sylvain Paris. Ganspace: Discovering interpretable gan controls. *Advances in neural information processing systems*, 33:9841–9850, 2020.
- [23] Eric Heitz, Laurent Belcour, and Thomas Chambon. Iterative  $\alpha$ -(de)blending: A minimalist deterministic diffusion model. In *ACM SIGGRAPH 2023 Conference Proceedings, SIGGRAPH ’23*, New York, NY, USA, 2023. Association for Computing Machinery. ISBN 9798400701597. doi: 10.1145/3588432.3591540. URL <https://doi.org/10.1145/3588432.3591540>.
- [24] Amir Hertz, Ron Mokady, Jay Tenenbaum, Kfir Aberman, Yael Pritch, and Daniel Cohen-or. Prompt-to-prompt image editing with cross-attention control. In *The Eleventh International Conference on Learning Representations*, 2022.
- [25] Geoffrey Hinton, Oriol Vinyals, and Jeff Dean. Distilling the knowledge in a neural network. *arXiv preprint arXiv:1503.02531*, 2015.
- [26] Jonathan Ho and Tim Salimans. Classifier-free diffusion guidance. In *NeurIPS 2021 Workshop on Deep Generative Models and Downstream Applications*, 2021.
- [27] Jonathan Ho, Tim Salimans, Alexey A Gritsenko, William Chan, Mohammad Norouzi, and David J Fleet. Video diffusion models. In *Advances in Neural Information Processing Systems*, 2022.
- [28] Jonathan Ho, Ajay Jain, and Pieter Abbeel. Denoising diffusion probabilistic models. *Advances in Neural Information Processing Systems*, 33:6840–6851, 2020.

- [29] Jonathan Ho, William Chan, Chitwan Saharia, Jay Whang, Ruiqi Gao, Alexey Gritsenko, Diederik P Kingma, Ben Poole, Mohammad Norouzi, David J Fleet, et al. Imagen video: High definition video generation with diffusion models. *arXiv preprint arXiv:2210.02303*, 2022.
- [30] Emiel Hoogeboom, Victor Garcia Satorras, Clément Vignac, and Max Welling. Equivariant diffusion for molecule generation in 3d. In *International conference on machine learning*, pp. 8867–8887. PMLR, 2022.
- [31] Emiel Hoogeboom, Jonathan Heek, and Tim Salimans. simple diffusion: End-to-end diffusion for high resolution images. In *International conference on machine learning*. PMLR, 2023.
- [32] Minguk Kang, Jun-Yan Zhu, Richard Zhang, Jaesik Park, Eli Shechtman, Sylvain Paris, and Taesung Park. Scaling up gans for text-to-image synthesis. In *Proceedings of the IEEE/CVF Conference on Computer Vision and Pattern Recognition*, pp. 10124–10134, 2023.
- [33] Tero Karras, Miika Aittala, Timo Aila, and Samuli Laine. Elucidating the design space of diffusion-based generative models. In *Advances in Neural Information Processing Systems*.
- [34] Bahjat Kawar, Shiran Zada, Oran Lang, Omer Tov, Huiwen Chang, Tali Dekel, Inbar Mosseri, and Michal Irani. Imagic: Text-based real image editing with diffusion models. In *Proceedings of the IEEE/CVF Conference on Computer Vision and Pattern Recognition*, pp. 6007–6017, 2023.
- [35] Ivan Kobyzev, Simon JD Prince, and Marcus A Brubaker. Normalizing flows: An introduction and review of current methods. *IEEE transactions on pattern analysis and machine intelligence*, 43(11):3964–3979, 2020.
- [36] Zhifeng Kong, Wei Ping, Jiaji Huang, Kexin Zhao, and Bryan Catanzaro. Diffwave: A versatile diffusion model for audio synthesis. In *International Conference on Learning Representations*.
- [37] Wenbo Li, Pengchuan Zhang, Lei Zhang, Qiuyuan Huang, Xiaodong He, Siwei Lyu, and Jianfeng Gao. Object-driven text-to-image synthesis via adversarial training. In *Proceedings of the IEEE/CVF Conference on Computer Vision and Pattern Recognition*, pp. 12174–12182, 2019.
- [38] Yanyu Li, Huan Wang, Qing Jin, Ju Hu, Pavlo Chemerys, Yun Fu, Yanzhi Wang, Sergey Tulyakov, and Jian Ren. Snapfusion: Text-to-image diffusion model on mobile devices within two seconds. *arXiv preprint arXiv:2306.00980*, 2023.
- [39] Tsung-Yi Lin, Michael Maire, Serge Belongie, James Hays, Pietro Perona, Deva Ramanan, Piotr Dollár, and C Lawrence Zitnick. Microsoft coco: Common objects in context. In *Computer Vision—ECCV 2014: 13th European Conference, Zurich, Switzerland, September 6–12, 2014, Proceedings, Part V 13*, pp. 740–755. Springer, 2014.
- [40] Yaron Lipman, Ricky TQ Chen, Heli Ben-Hamu, Maximilian Nickel, and Matthew Le. Flow matching for generative modeling. In *The Eleventh International Conference on Learning Representations*, 2022.
- [41] Luping Liu, Yi Ren, Zhijie Lin, and Zhou Zhao. Pseudo numerical methods for diffusion models on manifolds. In *International Conference on Learning Representations*.
- [42] Luping Liu, Yi Ren, Zhijie Lin, and Zhou Zhao. Pseudo numerical methods for diffusion models on manifolds. In *International Conference on Learning Representations*, 2021.
- [43] Qiang Liu. Rectified flow: A marginal preserving approach to optimal transport. *arXiv preprint arXiv:2209.14577*, 2022.
- [44] Xingchao Liu, Chengyue Gong, Lemeng Wu, Shujian Zhang, Hao Su, and Qiang Liu. Fuse-dream: Training-free text-to-image generation with improved clip+ gan space optimization. *arXiv preprint arXiv:2112.01573*, 2021.

- [45] Xingchao Liu, Chengyue Gong, and Qiang Liu. Flow straight and fast: Learning to generate and transfer data with rectified flow. In *The Eleventh International Conference on Learning Representations*, 2022.
- [46] Xingchao Liu, Lemeng Wu, Mao Ye, et al. Learning diffusion bridges on constrained domains. In *The Eleventh International Conference on Learning Representations*, 2023.
- [47] Xingchao Liu, Lemeng Wu, Shujian Zhang, Chengyue Gong, Wei Ping, and Qiang Liu. Flowgrad: Controlling the output of generative odes with gradients. In *Proceedings of the IEEE/CVF Conference on Computer Vision and Pattern Recognition*, pp. 24335–24344, 2023.
- [48] Ilya Loshchilov and Frank Hutter. Decoupled weight decay regularization. In *International Conference on Learning Representations*.
- [49] Cheng Lu, Yuhao Zhou, Fan Bao, Jianfei Chen, Chongxuan Li, and Jun Zhu. Dpm-solver: A fast ode solver for diffusion probabilistic model sampling in around 10 steps. In *Advances in Neural Information Processing Systems*.
- [50] Cheng Lu, Yuhao Zhou, Fan Bao, Jianfei Chen, Chongxuan Li, and Jun Zhu. Dpm-solver++: Fast solver for guided sampling of diffusion probabilistic models. *arXiv preprint arXiv:2211.01095*, 2022.
- [51] Haoming Lu, Hazarapet Tunanyan, Kai Wang, Shant Navasardyan, Zhangyang Wang, and Humphrey Shi. Specialist diffusion: Plug-and-play sample-efficient fine-tuning of text-to-image diffusion models to learn any unseen style. In *Proceedings of the IEEE/CVF Conference on Computer Vision and Pattern Recognition*, pp. 14267–14276, 2023.
- [52] Eric Luhman and Troy Luhman. Knowledge distillation in iterative generative models for improved sampling speed. *arXiv preprint arXiv:2101.02388*, 2021.
- [53] Shitong Luo and Wei Hu. Diffusion probabilistic models for 3d point cloud generation. In *Proceedings of the IEEE/CVF Conference on Computer Vision and Pattern Recognition*, pp. 2837–2845, 2021.
- [54] Shitong Luo and Wei Hu. Score-based point cloud denoising. In *Proceedings of the IEEE/CVF International Conference on Computer Vision*, pp. 4583–4592, 2021.
- [55] Shitong Luo, Yufeng Su, Xingang Peng, Sheng Wang, Jian Peng, and Jianzhu Ma. Antigen-specific antibody design and optimization with diffusion-based generative models for protein structures. In *Advances in Neural Information Processing Systems*.
- [56] Simian Luo, Yiqin Tan, Longbo Huang, Jian Li, and Hang Zhao. Latent consistency models: Synthesizing high-resolution images with few-step inference. *arXiv preprint arXiv:2310.04378*, 2023.
- [57] Chenlin Meng, Yutong He, Yang Song, Jiaming Song, Jiajun Wu, Jun-Yan Zhu, and Stefano Ermon. Sdedit: Guided image synthesis and editing with stochastic differential equations. In *International Conference on Learning Representations*, 2021.
- [58] Chenlin Meng, Robin Rombach, Ruiqi Gao, Diederik Kingma, Stefano Ermon, Jonathan Ho, and Tim Salimans. On distillation of guided diffusion models. In *Proceedings of the IEEE/CVF Conference on Computer Vision and Pattern Recognition*, pp. 14297–14306, 2023.
- [59] Alexander Quinn Nichol, Prafulla Dhariwal, Aditya Ramesh, Pranav Shyam, Pamela Mishkin, Bob McGrew, Ilya Sutskever, and Mark Chen. Glide: Towards photorealistic image generation and editing with text-guided diffusion models. In *International Conference on Machine Learning*, pp. 16784–16804. PMLR, 2022.
- [60] George Papamakarios, Eric Nalisnick, Danilo Jimenez Rezende, Shakir Mohamed, and Balaji Lakshminarayanan. Normalizing flows for probabilistic modeling and inference. *The Journal of Machine Learning Research*, 22(1):2617–2680, 2021.

- [61] Or Patashnik, Zongze Wu, Eli Shechtman, Daniel Cohen-Or, and Dani Lischinski. Styleclip: Text-driven manipulation of stylegan imagery. In *Proceedings of the IEEE/CVF International Conference on Computer Vision*, pp. 2085–2094, 2021.
- [62] Dustin Podell, Zion English, Kyle Lacey, Andreas Blattmann, Tim Dockhorn, Jonas Müller, Joe Penna, and Robin Rombach. Sdxl: Improving latent diffusion models for high-resolution image synthesis, 2023.
- [63] Konpat Preechakul, Nattanat Chatthee, Suttisak Wizadwongsa, and Supasorn Suwajanakorn. Diffusion autoencoders: Toward a meaningful and decodable representation. In *Proceedings of the IEEE/CVF Conference on Computer Vision and Pattern Recognition*, pp. 10619–10629, 2022.
- [64] Can Qin, Shu Zhang, Ning Yu, Yihao Feng, Xinyi Yang, Yingbo Zhou, Huan Wang, Juan Carlos Niebles, Caiming Xiong, Silvio Savarese, et al. Unicontrol: A unified diffusion model for controllable visual generation in the wild. *arXiv preprint arXiv:2305.11147*, 2023.
- [65] Yiming Qin, Huangjie Zheng, Jiangchao Yao, Mingyuan Zhou, and Ya Zhang. Class-balancing diffusion models. In *Proceedings of the IEEE/CVF Conference on Computer Vision and Pattern Recognition*, pp. 18434–18443, 2023.
- [66] Aditya Ramesh, Mikhail Pavlov, Gabriel Goh, Scott Gray, Chelsea Voss, Alec Radford, Mark Chen, and Ilya Sutskever. Zero-shot text-to-image generation. In *International Conference on Machine Learning*, pp. 8821–8831. PMLR, 2021.
- [67] Aditya Ramesh, Prafulla Dhariwal, Alex Nichol, Casey Chu, and Mark Chen. Hierarchical text-conditional image generation with clip latents. *arXiv preprint arXiv:2204.06125*, 2022.
- [68] Scott Reed, Zeynep Akata, Xinchun Yan, Lajanugen Logeswaran, Bernt Schiele, and Honglak Lee. Generative adversarial text to image synthesis. In *International conference on machine learning*, pp. 1060–1069. PMLR, 2016.
- [69] Scott E Reed, Zeynep Akata, Santosh Mohan, Samuel Tenka, Bernt Schiele, and Honglak Lee. Learning what and where to draw. *Advances in neural information processing systems*, 29, 2016.
- [70] Robin Rombach, Andreas Blattmann, Dominik Lorenz, Patrick Esser, and Björn Ommer. High-resolution image synthesis with latent diffusion models, 2021.
- [71] Chitwan Saharia, William Chan, Saurabh Saxena, Lala Li, Jay Whang, Emily L Denton, Kamyar Ghasemipour, Raphael Gontijo Lopes, Burcu Karagol Ayan, Tim Salimans, et al. Photorealistic text-to-image diffusion models with deep language understanding. *Advances in Neural Information Processing Systems*, 35:36479–36494, 2022.
- [72] Tim Salimans and Jonathan Ho. Progressive distillation for fast sampling of diffusion models. In *International Conference on Learning Representations*.
- [73] Axel Sauer, Tero Karras, Samuli Laine, Andreas Geiger, and Timo Aila. Stylegan-t: Unlocking the power of gans for fast large-scale text-to-image synthesis. 2023.
- [74] Christoph Schuhmann, Romain Beaumont, Richard Vencu, Cade W Gordon, Ross Wightman, Mehdi Cherti, Theo Coombes, Aarush Katta, Clayton Mullis, Mitchell Wortsman, et al. Laion-5b: An open large-scale dataset for training next generation image-text models. In *Thirty-sixth Conference on Neural Information Processing Systems Datasets and Benchmarks Track*.
- [75] Yujun Shen and Bolei Zhou. Closed-form factorization of latent semantics in gans. In *Proceedings of the IEEE/CVF conference on computer vision and pattern recognition*, pp. 1532–1540, 2021.
- [76] Jascha Sohl-Dickstein, Eric Weiss, Niru Maheswaranathan, and Surya Ganguli. Deep unsupervised learning using nonequilibrium thermodynamics. In *International Conference on Machine Learning*, pp. 2256–2265. PMLR, 2015.

- [77] Jiaming Song, Chenlin Meng, and Stefano Ermon. Denoising diffusion implicit models. In *International Conference on Learning Representations*, .
- [78] Yang Song and Stefano Ermon. Generative modeling by estimating gradients of the data distribution. *Advances in neural information processing systems*, 32, 2019.
- [79] Yang Song and Stefano Ermon. Improved techniques for training score-based generative models. *Advances in neural information processing systems*, 33:12438–12448, 2020.
- [80] Yang Song, Jascha Sohl-Dickstein, Diederik P Kingma, Abhishek Kumar, Stefano Ermon, and Ben Poole. Score-based generative modeling through stochastic differential equations. In *International Conference on Learning Representations*, .
- [81] Yang Song, Conor Durkan, Iain Murray, and Stefano Ermon. Maximum likelihood training of score-based diffusion models. *Advances in Neural Information Processing Systems*, 34: 1415–1428, 2021.
- [82] Yang Song, Prafulla Dhariwal, Mark Chen, and Ilya Sutskever. Consistency models. 2023.
- [83] Ming Tao, Hao Tang, Fei Wu, Xiao-Yuan Jing, Bing-Kun Bao, and Changsheng Xu. Df-gan: A simple and effective baseline for text-to-image synthesis. In *Proceedings of the IEEE/CVF Conference on Computer Vision and Pattern Recognition*, pp. 16515–16525, 2022.
- [84] Tengfei Wang, Yong Zhang, Yanbo Fan, Jue Wang, and Qifeng Chen. High-fidelity gan inversion for image attribute editing. In *Proceedings of the IEEE/CVF Conference on Computer Vision and Pattern Recognition*, pp. 11379–11388, 2022.
- [85] Zhendong Wang, Huangjie Zheng, Pengcheng He, Weizhu Chen, and Mingyuan Zhou. Diffusion-gan: Training gans with diffusion. In *The Eleventh International Conference on Learning Representations*, 2022.
- [86] Lemeng Wu, Chengyue Gong, Xingchao Liu, Mao Ye, et al. Diffusion-based molecule generation with informative prior bridges. In *Advances in Neural Information Processing Systems*.
- [87] Lemeng Wu, Dilin Wang, Chengyue Gong, Xingchao Liu, Yunyang Xiong, Rakesh Ranjan, Raghuraman Krishnamoorthi, Vikas Chandra, and Qiang Liu. Fast point cloud generation with straight flows. In *Proceedings of the IEEE/CVF Conference on Computer Vision and Pattern Recognition*, pp. 9445–9454, 2023.
- [88] Zongze Wu, Dani Lischinski, and Eli Shechtman. Stylespace analysis: Disentangled controls for stylegan image generation. In *Proceedings of the IEEE/CVF Conference on Computer Vision and Pattern Recognition*, pp. 12863–12872, 2021.
- [89] Weihao Xia, Yulun Zhang, Yujiu Yang, Jing-Hao Xue, Bolei Zhou, and Ming-Hsuan Yang. Gan inversion: A survey. *IEEE Transactions on Pattern Analysis and Machine Intelligence*, 45(3):3121–3138, 2022.
- [90] Zhisheng Xiao, Karsten Kreis, and Arash Vahdat. Tackling the generative learning trilemma with denoising diffusion gans. In *International Conference on Learning Representations*, 2021.
- [91] Minkai Xu, Lantao Yu, Yang Song, Chence Shi, Stefano Ermon, and Jian Tang. Geodiff: A geometric diffusion model for molecular conformation generation. In *International Conference on Learning Representations*.
- [92] Xingqian Xu, Zhangyang Wang, Eric Zhang, Kai Wang, and Humphrey Shi. Versatile diffusion: Text, images and variations all in one diffusion model. *arXiv preprint arXiv:2211.08332*, 2022.
- [93] Yanwu Xu, Yang Zhao, Zhisheng Xiao, and Tingbo Hou. Ufogen: You forward once large scale text-to-image generation via diffusion gans. *arXiv preprint arXiv:2311.09257*, 2023.
- [94] Mao Ye, Lemeng Wu, and Qiang Liu. First hitting diffusion models for generating manifold, graph and categorical data. In *Advances in Neural Information Processing Systems*, 2022.

- [95] Tianwei Yin, Michaël Gharbi, Richard Zhang, Eli Shechtman, Fredo Durand, William T Freeman, and Taesung Park. One-step diffusion with distribution matching distillation. *arXiv preprint arXiv:2311.18828*, 2023.
- [96] Jiahui Yu, Yuanzhong Xu, Jing Yu Koh, Thang Luong, Gunjan Baid, Zirui Wang, Vijay Vasudevan, Alexander Ku, Yinfei Yang, Burcu Karagol Ayan, et al. Scaling autoregressive models for content-rich text-to-image generation. *Transactions on Machine Learning Research*.
- [97] Han Zhang, Tao Xu, Hongsheng Li, Shaoting Zhang, Xiaogang Wang, Xiao lei Huang, and Dimitris N Metaxas. Stackgan: Text to photo-realistic image synthesis with stacked generative adversarial networks. In *Proceedings of the IEEE international conference on computer vision*, pp. 5907–5915, 2017.
- [98] Han Zhang, Jing Yu Koh, Jason Baldridge, Honglak Lee, and Yinfei Yang. Cross-modal contrastive learning for text-to-image generation. In *Proceedings of the IEEE/CVF conference on computer vision and pattern recognition*, pp. 833–842, 2021.
- [99] Lvmin Zhang and Maneesh Agrawala. Adding conditional control to text-to-image diffusion models. *arXiv preprint arXiv:2302.05543*, 2023.
- [100] Richard Zhang, Phillip Isola, Alexei A Efros, Eli Shechtman, and Oliver Wang. The unreasonable effectiveness of deep features as a perceptual metric. In *Proceedings of the IEEE conference on computer vision and pattern recognition*, pp. 586–595, 2018.
- [101] Shu Zhang, Xinyi Yang, Yihao Feng, Can Qin, Chia-Chih Chen, Ning Yu, Zeyuan Chen, Huan Wang, Silvio Savarese, Stefano Ermon, Caiming Xiong, and Ran Xu. Hive: Harnessing human feedback for instructional visual editing. *arXiv preprint arXiv:2303.09618*, 2023.
- [102] Mingyuan Zhou, Tianqi Chen, Zhendong Wang, and Huangjie Zheng. Beta diffusion. *arXiv preprint arXiv:2309.07867*, 2023.
- [103] Yufan Zhou, Ruiyi Zhang, Changyou Chen, Chunyuan Li, Chris Tensmeyer, Tong Yu, Jiuxiang Gu, Jinhui Xu, and Tong Sun. Towards language-free training for text-to-image generation. pp. 17907–17917, 2022.



## A RELATED WORKS

**Diffusion Models and Flow-based Models** Diffusion models [76; 28; 80; 81; 79; 78; 33; 13; 31; 21; 65; 102; 51; 92; 12] have achieved unprecedented results in various generative modeling tasks, including image/video generation [27; 101; 86; 94; 71], audio generation [36], point cloud generation [53; 54; 46; 87], biological generation [91; 55; 86; 30], etc.. Most of the works are based on stochastic differential equations (SDEs), and researchers have explored techniques to transform them into marginal-preserving probability flow ordinary differential equations (ODEs) [80; 77]. Recently, [45; 43; 40; 1; 23] propose to directly learn probability flow ODEs by constructing linear or non-linear interpolations between two distributions. These ODEs obtain comparable performance as diffusion models, but require much fewer inference steps. Among these approaches, Rectified Flow [45; 43] introduces a special *reflow* procedure which enhances the coupling between distributions and squeezes the generative ODE to one-step generation. However, the effectiveness of reflow has only been examined on small datasets like CIFAR10, thus raising questions about its suitability on large-scale models and big data. In this paper, we demonstrate that the Rectified Flow pipeline can indeed enable high-quality one-step generation in large-scale text-to-image diffusion models, hence brings ultra-fast T2I foundation models with pure supervised learning.

**Large-Scale Text-to-Image Generation** Early research on text-to-image generation focused on small-scale datasets, such as flowers and birds [68; 69; 97]. Later, the field shifted its attention to more complex scenarios, particularly in the MS COCO dataset [39], leading to advancements in training and generation [83; 98; 37]. DALL-E [66] was the pioneering transformer-based model that showcased the amazing zero-shot text-to-image generation capabilities by scaling up the network size and the dataset scale. Subsequently, a series of new methods emerged, including autoregressive models [14; 15; 18; 96], GAN inversion [11; 44], GAN-based approaches [103], and diffusion models [59; 71; 67; 64; 31]. Among them, Stable Diffusion is an open-source text-to-image generator based on latent diffusion models [70]. It is trained on the LAION 5B dataset [74] and achieves the state-of-the-art generalization ability. Additionally, GAN-based models like StyleGAN-T [73] and GigaGAN [32] are trained with adversarial loss to generate high-quality images rapidly. Our work provides a novel approach to yield ultra-fast, one-step, large-scale generative models without the delicate adversarial training.

**Acceleration of Diffusion Models** Despite the impressive generation quality, diffusion models are known to be slow during inference due to the requirement of multiple iterations to reach the final result. To accelerate inference, there are two categories of algorithms. The first kind focuses on fast post-hoc samplers [33; 42; 49; 50; 77; 4; 10]. These fast samplers can reduce the number of inference steps for pre-trained diffusion models to 20-50 steps. However, relying solely on inference to boost performance has its limitations, necessitating improvements to the model itself [85; 90; 38]. Distillation [25] has been applied to pre-trained diffusion models [52], squeezing the number of inference steps to below 10. Progressive distillation [72] is a specially tailored distillation procedure for diffusion models, and has successfully produced 2/4-step Stable Diffusion [58]. Consistency models [82] are a new family of generative models that naturally operate in a one-step manner. There are several works concurrent with InstaFlow for accelerating large-scale text-to-image models: BOOT [20] designs a data-free distillation pipeline for pre-trained diffusion models with a bootstrapping method; Latent Consistency Model [56] adopts consistency distillation with a skipping scheme; UFOGen [93] combines diffusion models with GAN for high-quality distillation; Yin et al. [95] proposes Distribution Matching Distillation to align the distribution generated from the one-step model with the teacher Stable Diffusion. Instead of employing sophisticated distillation or GAN loss, InstaFlow uses Rectified Flow [45; 43] and its unique *reflow* procedure to straighten the ODE trajectories. With simple supervised learning on a least-squares problem, it refines the coupling between the noise distribution and the image distribution, thereby improving the performance of direct distillation.

## B NEURAL NETWORK STRUCTURE

The whole pipeline of our text-to-image generative model consists of three parts: the text encoder, the generative model in the latent space, and the decoder. We use the same text encoder and decoder as Stable Diffusion: the text encoder is adopted from CLIP ViT-L/14 and the latent decoder is

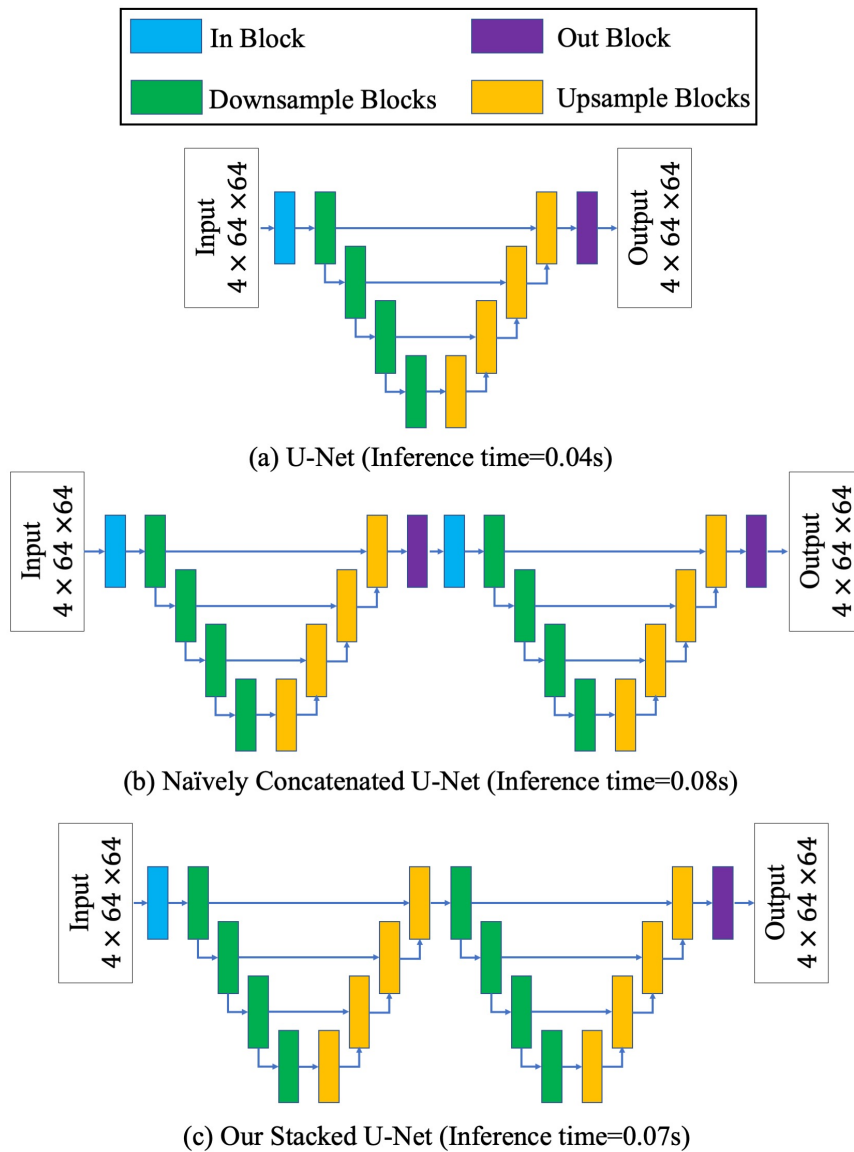


Figure 12: Different neural network structures for distillation and their inference time. The blocks with the same colors can share weights.

adopted from a pre-trained auto-encoder with a downsampling factor of 8. During training, the parameters in the text encoder and the latent decoder are frozen. On average, to generate 1 image on NVIDIA A100 GPU with a batch size of 1, text encoding takes 0.01s and latent decoding takes 0.04s.

By default, the generative model in the latent space is a U-Net structure. For reflow, we do not change any of the structure, but just fine-tune the model. For distillation, we tested three network structures, as shown in Figure 12. The first structure is the original U-Net structure in SD. The second structure is obtained by directly concatenating two U-Nets with shared parameters. We found that the second structure significantly decrease the distillation loss and improve the quality of the generated images after distillation, but it doubles the computational time.

To reduce the computational time, we tested a family of networks structures by deleting different blocks in the second structure. By this, we can examine the importance of different blocks in this concatenated network in distillation, remove the unnecessary ones and thus further decrease inference time. We conducted a series of ablation studies, including:

1. Remove ‘Downsample Blocks 1 (the green blocks on the left)’
2. Remove ‘Upsample Blocks 1 (the yellow blocks on the left)’
3. Remove ‘In+Out Block’ in the middle (the blue and purple blocks in the middle).
4. Remove ‘Downsample Blocks 2 (the green blocks on the right)’
5. Remove ‘Upsample blocks 2 (the yellow blocks on the right)’

The only one that would not hurt performance is Structure 3, and it gives us a 7.7% reduction in inference time ( $\frac{0.13-0.12}{0.13} = 0.0769$ ). This third structure, Stacked U-Net, is illustrated in Figure 12 (c).

## C ADDITIONAL DETAILS AND RESULTS ON THE PRELIMINARY EXPERIMENTS

**General Experiment Settings** In this section, we use the pre-trained Stable Diffusion 1.4 provided in the official open-sourced repository<sup>3</sup> to initialize the weights, since otherwise the convergence is unbearably slow.

In our experiment, we set  $D_{\mathcal{T}}$  to be a subset of text prompts from laion2B-en [74], pre-processed by the same filtering as SD.  $\text{ODE}[v_{\text{SD}}]$  is implemented as the pre-trained Stable Diffusion with 25-step DPMSolver [49] and a fixed guidance scale of 6.0. We set the similarity loss  $\mathbb{D}(\cdot, \cdot)$  for distillation to be the LPIPS loss [100]. The neural network structure for both reflow and distillation are kept to the SD U-Net. We use a batch size of 32 and 8 A100 GPUs for training with AdamW optimizer [48]. Our training script is based on the official fine-tuning script provided by HuggingFace<sup>4</sup> and the choice of optimizer follows the default protocol. We use exponential moving average with a factor of 0.9999, following the default configuration. We clip the gradient to reach a maximal gradient norm of 1. We warm-up the training process for 1,000 steps in both reflow and distillation. BF16 format is adopted during training to save GPU memory. To compute the LPIPS loss, we used its official 0.1.4 version<sup>5</sup> and its model based on AlexNet. The learning rate for reflow is  $10^{-6}$ .

We measure the inference time of our models on a server with NVIDIA A100 GPU, and a batch size of 1. We use PyTorch 2.0.1 and Hugging Face Diffusers 0.19.3. For fair comparison, we use the inference time of standard SD on our computational platform for Progressive Distillation-SD as their model is not available publicly. The inference time contains the text encoder and the latent decoder, but does NOT contain NSFW detector.

<sup>3</sup><https://github.com/CompVis/stable-diffusion>

<sup>4</sup><https://huggingface.co/docs/diffusers/training/text2image>

<sup>5</sup><https://github.com/richzhang/PerceptualSimilarity>

FID	weight decay	10 <sup>-1</sup>	10 <sup>-2</sup>	10 <sup>-3</sup>
		learning rate		
	10 <sup>-5</sup>	44.04	45.90	44.03
	10 <sup>-6</sup>	137.05	134.83	139.31
	10 <sup>-7</sup>	~297	~297	~297

Table 3: FID of different distilled SD models measured with 5000 images on MS COCO2017.

### C.1 ADDITIONAL DETAILS AND RESULTS OF DIRECT DISTILLATION

**Grid Search** To achieve the best empirical performance, we conduct grid search on learning rate and weight decay to the limit of our computational resources. Particularly, the learning rates are selected from  $\{10^{-5}, 10^{-6}, 10^{-7}\}$  and the weight decay coefficients are selected from  $\{10^{-1}, 10^{-2}, 10^{-3}\}$ . For all the 9 models, we train them for 100,000 steps. We generate  $32 \times 100,000 = 3,200,000$  pairs of  $(X_0, \text{ODE}[v_{\text{SD}}](X_0))$  as the training set for distillation.

**Additional Results** We provide additional results on direct distillation of Stable Diffusion 1.4, shown in Figure 18, 19, 20, 21 and Table 3. Although increasing the learning rate boosts the performance, we found that a learning rate of  $\geq 10^{-4}$  leads to unstable training and NaN errors. A small learning rate, like  $10^{-6}$  and  $10^{-7}$ , results in slow convergence and blurry generation even after training 100,000 steps.

### C.2 ADDITIONAL QUANTITATIVE COMPARISON

We provide additional quantitative results with parameter-sharing Stacked U-Net and multiple reflow in Table 4 and 5. According to equation 5, the reflow procedure can be repeated for multiple times. We repeat reflow for one more time to get 3-Rectified Flow ( $v_3$ ), which is initialized from 2-Rectified Flow ( $v_2$ ). 3-Rectified Flow is trained to minimize equation 5 for 50,000 steps. Then we get its distilled version by generating 1,600,000 new pairs of  $(X_0, \text{ODE}[v_3](X_0))$  and distill for another 50,000 steps. We found that to stabilize the training process of 3-Rectified Flow and its distillation, we have to decrease the learning rate from  $10^{-6}$  to  $10^{-7}$ .

### C.3 ESTIMATION OF TRAINING COST

Measured on our platform, when training with batch size of 4 and U-Net, one A100 GPU day can process 100,000 iterations using L2 loss, 86,000 iterations using LPIPS loss; when generating pairs with batch size of 16, one A100 GPU day can generate 200,000 data pairs. We compute the computational cost according to this.

**Estimated Training Cost of (Pre) 2-Rectified Flow+Distill (U-Net):**  $3,200,000/200,000$  (Data Generation) +  $32/4 \times 50,000/100,000$  (Reflow) +  $32/4 \times 50,000/86,000$  (Distillation)  $\approx 24.65$  A100 GPU days.

**Estimated Training Cost of Progressive Distillation:** We refer to Appendix C.2.1 (LAION-5B  $512 \times 512$ ) of [58] and estimate the training cost. PD starts from 512 steps, and progressively applies distillation to 1 step with a batch size of 512. Quoting the statement ‘For stage-two, we train the model with 2000-5000 gradient updates except when the sampling step equals to 1,2, or 4, where we train for 10000-50000 gradient updates’, a lower-bound estimation of gradient updates would be  $2000(512 \text{ to } 256) + 2000(256 \text{ to } 128) + 2000(128 \text{ to } 64) + 2000(64 \text{ to } 32) + 2000(32 \text{ to } 16) + 5000(16 \text{ to } 8) + 10000(8 \text{ to } 4) + 10000(4 \text{ to } 2) + 50000(2 \text{ to } 1) = 85,000$  iterations. Therefore, one-step PD at least requires  $512/4 \times 85000/100000 = 108.8$  A100 GPU days. Note that we ignored the computational cost of stage 1 of PD and ‘2 steps of DDIM with teacher’ during PD, meaning that the real training cost is higher than 108.8 A100 GPU days.

Method	Inference Time	FID-5k	CLIP
SD 1.4-DPM Solver (25 step)[70; 49]	0.88s	22.8	<b>0.315</b>
<b>(Pre) 2-Rectified Flow (25 step)</b>	0.88s	<b>22.1</b>	0.313
<b>(Pre) 3-Rectified Flow (25 step)</b>	0.88s	23.6	0.309
Progressive Distillation-SD (1 step)[58]	0.09s	37.2	0.275
SD 1.4+Distill (U-Net)	0.09s	40.9	0.255
<b>(Pre) 2-Rectified Flow (1 step)</b>	0.09s	68.3	0.252
<b>(Pre) 2-Rectified Flow+Distill (U-Net)</b>	0.09s	31.0	<b>0.285</b>
<b>(Pre) 3-Rectified Flow (1 step)</b>	0.09s	37.0	0.270
<b>(Pre) 3-Rectified Flow+Distill (U-Net)</b>	0.09s	<b>29.3</b>	0.283
Progressive Distillation-SD (2 step)[58]	0.13s	26.0	0.297
Progressive Distillation-SD (4 step)[58]	0.21s	26.4	0.300
SD 1.4+Distill (Stacked U-Net)	0.12s	52.0	0.269
<b>(Pre) 2-Rectified Flow+Distill (Stacked U-Net)</b>	0.12s	<b>24.6</b>	0.306
<b>(Pre) 3-Rectified Flow+Distill (Stacked U-Net)</b>	0.12s	26.3	<b>0.307</b>

Table 4: Comparison of FID on MS COCO 2017 following the evaluation setup in [58]. As in [32; 73], the inference time is measured on NVIDIA A100 GPU, with a batch size of 1, PyTorch 2.0.1 and Huggingface Diffusers 0.19.3. 2-Rectified Flow+Distill outperforms Progressive Distillation within the same inference time using much less training cost. The numbers for Progressive Distillation are measured from Figure 10 in [58]. ‘Pre’ is added to distinguish the models from Table 2.

Method	Inference Time	# Param.	FID-30k
SD* [70]	2.9s	0.9B	<b>9.62</b>
<b>(Pre) 2-Rectified Flow (25 step)</b>	0.88s	0.9B	13.4
SD 1.4+Distill (U-Net)	0.09s	0.9B	34.6
<b>(Pre) 2-Rectified Flow+Distill (U-Net)</b>	0.09s	0.9B	<b>20.0</b>
SD 1.4+Distill (Stacked U-Net)	0.12s	0.9B	41.5
<b>(Pre) 2-Rectified Flow+Distill (Stacked U-Net)</b>	0.12s	0.9B	<b>13.7</b>

Table 5: Comparison of FID on MS COCO 2014 with 30,000 images. Note that the models distilled after reflow has noticeable advantage compared with direct distillation even when (Pre) 2-Rectified Flow has worse performance than the original SD due to insufficient training. \* denotes that the numbers are measured by [32]. ‘Pre’ is added to distinguish the models from Table 2. As in StyleGAN-T [73] and GigaGAN [32], our generated images are downsampled to  $256 \times 256$  before computing FID.

## D ADDITIONAL TRAINING DETAILS ON INSTAFLOW

**Implementation Details and Training Pipeline for InstaFlow-0.9B** We switch to Stable Diffusion 1.5, and keep the same  $D_{\mathcal{T}}$  as in Section C. The ODE solver sticks to 25-step DPMSolver [49] for  $\text{ODE}[v_{\text{SD}}]$ . Guidance scale is slightly decreased to 5.0 because larger guidance scale makes the images generated from 2-Rectified Flow over-saturated. Since distilling from 2-Rectified Flow yields satisfying results, 3-Rectified Flow is not trained. We still generate 1,600,000 pairs of data for reflow and distillation, respectively. To expand the batch size to be larger than  $4 \times 8 = 32$ , gradient accumulation is applied. The overall training pipeline for 2-Rectified Flow+Distill (U-Net) is summarized as follows:

- Reflow (Stage 1):** We train the model using the reflow objective equation 5 with a batch size of 64 for 70,000 iterations. The model is initialized from the pre-trained SD 1.5 weights. (11.2 A100 GPU days)
- Reflow (Stage 2):** We continue to train the model using the reflow objective equation 5 with an increased batch size of 1024 for 25,000 iterations. The final model is **2-Rectified Flow**. (64 A100 GPU days)
- Distill (Stage 1):** Starting from the 2-Rectified Flow checkpoint, we fix the time  $t = 0$  for the neural network, and fine-tune it using the distillation objective equation 6 with a batch size of 1024 for 21,500 iterations. The guidance scale  $\alpha$  of the teacher model, 2-Rectified Flow, is set to 1.5 and the similarity loss  $\mathbb{D}$  is L2 loss. (54.4 A100 GPU days)

4. **Distill (Stage 2):** We switch the similarity loss  $\mathbb{D}$  to LPIPS loss, then we continue to train the model using the distillation objective equation 6 and a batch size of 1024 for another 18,000 iterations. The final model is 2-Rectified Flow+Distill (U-Net). We name it **InstaFlow-0.9B**. (53.6 A100 GPU days)

The total training cost for InstaFlow-0.9B is 3, 200, 000/200, 000 (Data Generation) + 11.2 + 64 + 54.4 + 53.6 = 199.2 A100 GPU days.

**Implementation Details and Training Pipeline for InstaFlow-1.7B** We adopt the Stacked U-Net structure in Section C, but abandon the parameter-sharing strategy. This gives us a Stacked U-Net with 1.7B parameters, almost twice as large as the original U-Net. Starting from 2-Rectified Flow, 2-Rectified Flow+Distill (Stacked U-Net) is trained by the following distillation steps:

1. **Distill (Stage 1):** The Stacked U-Net is initialized from the weights in the 2-Rectified Flow checkpoint. Then we fix the time  $t = 0$  for the neural network, and fine-tune it using the distillation objective equation 6 with a batch size of 64 for 110,000 iterations. The similarity loss  $\mathbb{D}$  is L2 loss. (35.2 A100 GPU days)
2. **Distill (Stage 2):** We switch the similarity loss  $\mathbb{D}$  to LPIPS loss, then we continue to train the model using the distillation objective equation 6 and a batch size of 320 for another 2,500 iterations. The final model is 2-Rectified Flow+Distill (Stacked U-Net). We name it **InstaFlow-1.7B**. (4.4 A100 GPU days)

**Discussion 1 (Experiment Observations)** During training, we made the following observations: (1) the 2-Rectified Flow model did not fully converge and its performance could potentially benefit from even longer training duration; (2) distillation showed faster convergence compared to reflow; (3) the LPIPS loss had an immediate impact on enhancing the visual quality of the distilled one-step model. Based on these observations, we believe that with more computational resources, further improvements can be achieved for the one-step models.

**Discussion 2 (One-Step Stacked U-Net and Two-Step Progressive Distillation)** Although one-step Stacked U-Net and 2-step progressive distillation (PD) need similar inference time, they have two key differences: (1) 2-step PD additionally minimizes the distillation loss at  $t = 0.5$ , which may be unnecessary for one-step generation from  $t = 0$ ; (2) by considering the consecutive U-Nets as one model, we are able to examine and remove redundant components from this large neural network, further reducing the inference time by approximately 8% (from 0.13s to 0.12s).

## E ADDITIONAL QUALITATIVE RESULTS

We provide additional qualitative results in Figure 13, 14, 15, 16, including inspections on the latent spaces of InstaFlow-0.9B and InstaFlow-1.7B, and visual comparison of few-step generation and guidance scale  $\alpha$ . We also show uncurated images generated from 20 random LAION text prompts with the same random noises for visual comparison. The images from different models are shown in Figure 22, 23, 24, 25.

**Alignment between 2-Rectified Flow and the One-Step Models** The learned latent spaces of generative models have intriguing properties. By properly exploiting their latent structure, prior works succeeded in image editing [89; 34; 24; 84; 57; 47; 101], semantic control [61; 11; 44], disentangled control direction discovery [22; 63; 88; 75], etc.. In general, the latent spaces of one-step generators, like GANs, are usually easier to analyze and use than the multi-step diffusion models. One advantage of our pipeline is that it gives a multi-step continuous flow and the corresponding one-step models simultaneously. Figure 17 shows that the latent spaces of our distilled one-step models align with 2-Rectified Flow. Therefore, the one-step models can be good surrogates to understand and leverage the latent spaces of continuous flow, since the latter one has higher generation quality.

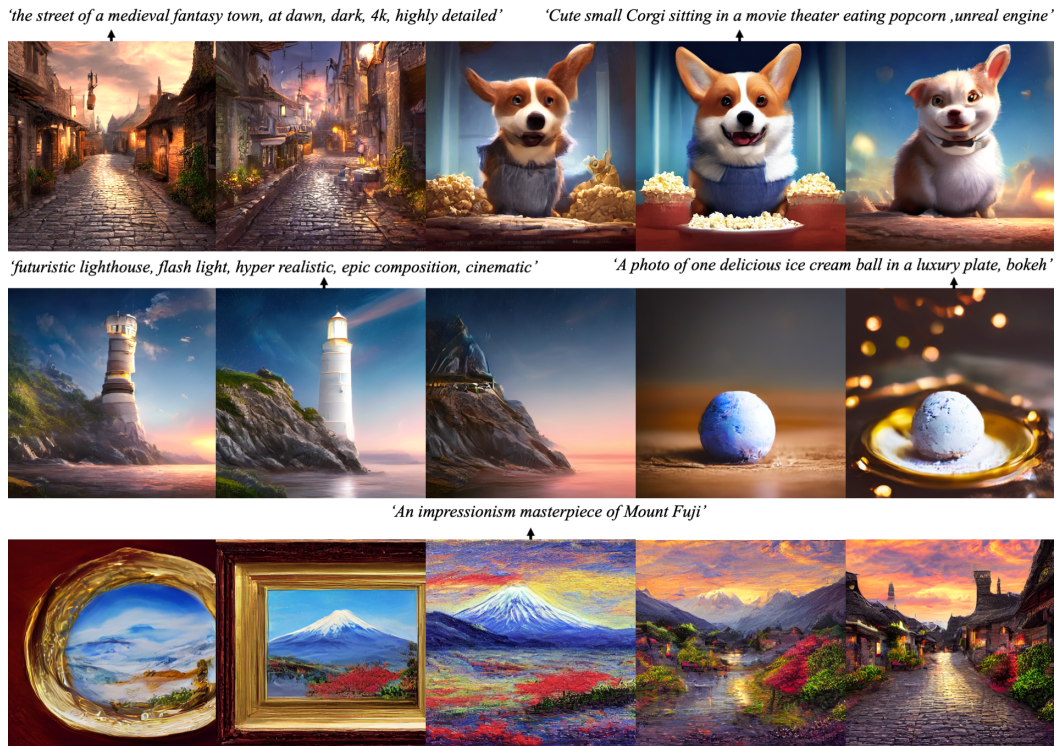


Figure 13: Latent space interpolation of our one-step InstaFlow-0.9B. The images are generated in 0.09s, saving  $\sim 90\%$  of the computational time from the 25-step SD-1.5 teacher model in the inference stage.



Figure 14: Images generated from our one-step InstaFlow-1.7B in 0.12s. With the same random noise, the pose and lighting are preserved across different text prompts.




Figure 15: Visual comparison with different number of inference steps  $N$ . With the same random seed, 2-Rectified Flow can generate clear images when  $N \leq 4$ , while SD 1.5-DPM Solver cannot.

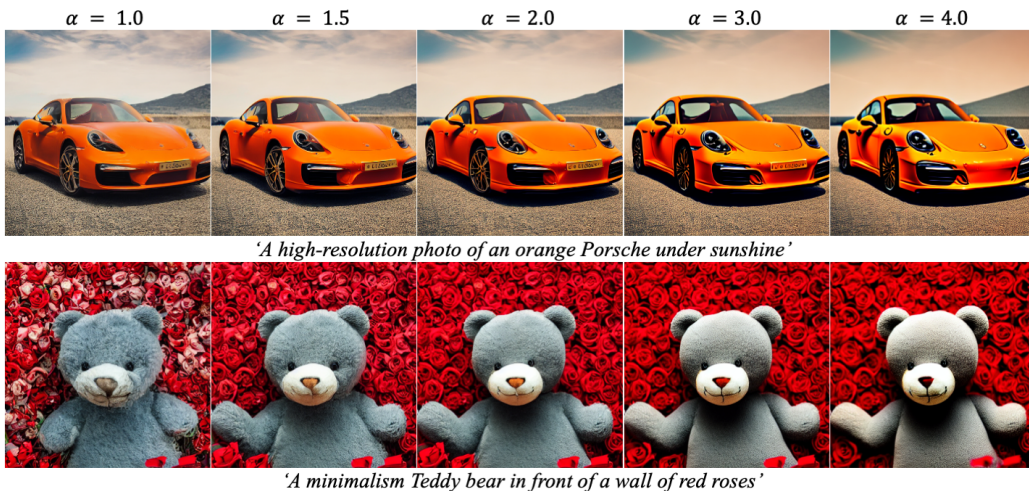


Figure 16: Visual comparison with different guidance scale  $\alpha$  on 2-Rectified Flow. When  $\alpha = 1.0$ , the generated images have blurry edges and twisted details; when  $\alpha \geq 2.0$ , the generated images gradually gets over-saturated.



Figure 17: With the same random noise and text prompts, the one-step models generate similar images with the continuous 2-Rectified Flow, indicating their latent space aligns. Therefore, the one-step models can be good surrogates to analyze the properties of the latent space of the continuous flow.






Figure 18: Uncurated samples from SD+Distill (U-Net) trained with a learning rate of  $10^{-7}$  and a weight decay coefficient of  $10^{-3}$ .




Figure 19: Uncurated samples from SD+Distill (U-Net) trained with a learning rate of  $10^{-6}$  and a weight decay coefficient of  $10^{-3}$ .




Figure 20: Uncurated samples from SD+Distill (U-Net) trained with a learning rate of  $10^{-5}$  and a weight decay coefficient of  $10^{-3}$ .



Figure 21: Uncurated samples from SD+Distill (Stacked U-Net) trained with a learning rate of  $10^{-5}$  and a weight decay coefficient of  $10^{-3}$ .




Figure 22: Uncurated samples from Stable Diffusion 1.5 with 25-step DPMSolver [49] and guidance scale 5.0.




Figure 23: Uncurated samples from 2-Rectified Flow with guidance scale 1.5 and 25-step Euler solver.




Figure 24: Uncurated samples from one-step InstaFlow-0.9B




Figure 25: Uncurated samples from one-step InstaFlow-1.7B




Figure 26: Examples of image encoding and reconstruction with 2-Rectified Flow. Here, we encode an image  $X_1$  to the latent noise space by simulating the inverse probability flow ODE,  $X_0 = X_1 + \int_1^0 v(X_t, t)dt$ . Then we reconstruct the image from the latent encoding  $X_0$  by simulating the forward probability flow ODE,  $\hat{X}_1 = X_0 + \int_0^1 v(X_t, t)dt$ . We show the reconstructed image  $\hat{X}_1$ . For both stages, we adopt Euler solver and use  $N_{inverse}$  and  $N_{forward}$  steps respectively. With as few as 4 steps, 2-Rectified Flow can encode and reconstruct the original image successfully. Since 2-Rectified Flow is straighter, the encoding stage works well with even 1 step.




Figure 27: We surprisingly find that pre-trained InstaFlow is fully compatible with ControlNets [99] pre-trained with Stable Diffusion. The images shown here are generated with one-step InstaFlow + pre-trained ControlNets.