

# SGFeat: Salient Geometric Feature for Point Cloud Registration

Qianliang Wu, Yaqing Ding, Lei Luo, Chuanwei Zhou, Jin Xie, Jian Yang

**Abstract**—Point Cloud Registration (PCR) is a critical and challenging task in computer vision. One of the primary difficulties in PCR is identifying salient and meaningful points that exhibit consistent semantic and geometric properties across different scans. Previous methods have encountered challenges with ambiguous matching due to the similarity among patch blocks throughout the entire point cloud and the lack of consideration for efficient global geometric consistency. To address these issues, we propose a new framework that includes several novel techniques. Firstly, we introduce a semantic-aware geometric encoder that combines object-level and patch-level semantic information. This encoder significantly improves registration recall by reducing ambiguity in patch-level super-point matching. Additionally, we incorporate a prior knowledge approach that utilizes an intrinsic shape signature to identify salient points. This enables us to extract the most salient super points and meaningful dense points in the scene. Secondly, we introduce an innovative transformer that encodes High-Order (HO) geometric features. These features are crucial for identifying salient points within initial overlap regions while considering global high-order geometric consistency. To optimize this high-order transformer further, we introduce an anchor node selection strategy. By encoding inter-frame triangle or polyhedron consistency features based on these anchor nodes, we can effectively learn high-order geometric features of salient super points. These high-order features are then propagated to dense points and utilized by a Sinkhorn matching module to identify key correspondences for successful registration. In our experiments conducted on well-known datasets such as 3DMatch/3DLoMatch and KITTI, our approach has shown promising results, highlighting the effectiveness of our novel method.

## I. INTRODUCTION

The Point Cloud Registration [2] task is focused on aligning two frames of scanned point clouds. It has numerous applications in computer vision, including simultaneous localization and mapping (SLAM) [3] and 3D reconstructions [4]–[6]. Despite progress in 3D point representation learning, detecting salient and repeatable key points across two frames of point clouds for registration remains challenging due to various factors, such as changes in viewpoint, sensor noise, and local ambiguous similarities.

Recent state-of-the-art registration methods mainly adopted the KPFCNN backbone [7]. These methods, including [1], [8]–[10], initially downsample or divide dense

Qianliang Wu, Yaqing Ding, Lei Luo, Chuanwei Zhou, Jin Xie, and Jian Yang are with PCA Lab, Key Lab of Intelligent Perception and Systems for High-Dimensional Information of Ministry of Education, and Jiangsu Key Lab of Image and Video Understanding for Social Security, School of Computer Science and Engineering, Nanjing University of Science and Technology.

E-mail: {wuqianliang, dingyaqing, cwzhou, csjxie, csjyang}@njust.edu.cn, luoleipitt@gmail.com

Corresponding authors: Jin Xie, Jian Yang

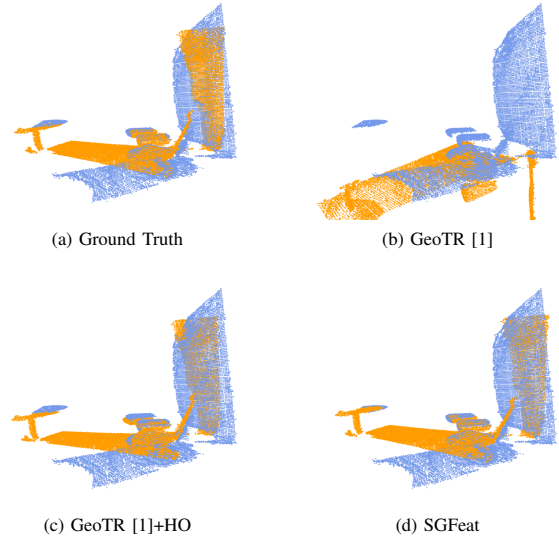


Fig. 1. Our work is motivated by a challenging scenario. The points on the desk are salient and crucial for successful registration, but they are spatially far apart from the numerous points on the wall.

points into coarse key points and extract associated features. They then employ a Transformer [11] for information exchange across point clouds. To improve efficiency and accuracy, previous methods such as [1], [10] utilize the point-to-node grouping strategy to divide the dense points into patches. Additionally, [1] incorporates low-order (i.e., point-wise and pair-wise) and local geometric features at the coarse level to facilitate super point matching, enabling the identification of dense point correspondences within matching patch neighborhoods. However, the use of patch-level super points may lead to numerous ambiguous local semantic similarities throughout the entire point cloud. For instance, down-sampled patches on walls and tables may exhibit similar regions (see Fig. 3 in [12]). This issue may lead to many ambiguous matches. To address this challenge, we leverage a pyramid Semantic Encoder (SE) to encode and exchange the object-level semantic information between point cloud pairs. This encoder can effectively capture high-level object semantics, which can help us to find the salient and meaningful super points for registration.

In challenging real-world scenarios with partial overlapping, salient points are often sparse and widely scattered. Recent methods rely on local [8] or low-order [1] implicit geometric features and may not yield sufficient salient points for matching. Moreover, previous methods that apply self-attention to both overlapping and non-overlapping regions

can potentially result in the loss of crucial salient points. For instance, consider a complex scene comprising a wall, the ground, several chairs, and a partially obstructed round table (notably, the table is distant from the wall, as depicted in Fig.1). In this scenario, there are more inlier corresponding points on the wall or ground compared to the table, leading to the exclusion of table points in [1], [13]. Consequently, methods relying solely on local or low-order geometric features may register based only on the wall or ground points, overlooking the importance of table points. It is worth noting that our human eye intuitively detects and selects the points on the wall/ground and table as salient points for alignment. Contrary to the clustered inlier phenomenon, salient points situated far apart play a critical role in successfully registering challenging scenes. However, the low-order geometric encoder may fail to capture this kind of salient point (e.g., points of the table in (b) of Fig.1). To solve this issue, we propose a new high-order geometric feature attention module to select truly salient points. Inspired by hyper-graph matching algorithms [14], [15], we construct two polyhedrons using initial candidate correspondences and compute higher-order similarities by comparing corresponding angles from each polyhedron. Specifically, for each candidate correspondence, we select several distant points within the candidate overlap region to construct two corresponding polyhedrons (for simplicity, triangles are used in this paper). Unlike previous methods that employ naive cross-attention, we introduce a new cross-attention layer to embed the similarities between these two polyhedrons. These high-order features assist in identifying truly salient points within the overlapping regions, thereby contributing to robust registration results in challenging scenes.

Furthermore, we propagate these high-order geometric features to the dense points. Moreover, it is crucial to have well-initialized, high-quality candidate overlap regions with locally salient points to support downstream modules. Therefore, we employ super points augmentation by leveraging intrinsic shape signatures [16] to select the most meaningful points throughout the scene as super points. Drawing inspiration from key-point detection methods [8], [16], we compute a point saliency score and multiply it with a super points matching score matrix. This process allows us to obtain a candidate overlap region with more salient correspondences. Our contributions are summarized as follows:

- We advocate a novel semantic encoder designed to embed high-level (specifically, object-level) semantic information proficiently. This embedded information is subsequently integrated into a geometric encoder to develop semantic-enriched geometric features for super-points (that is, at the patch level).
- We introduce a new transformer capable of effectively learning higher-order salient features and distributing them to the dense points, thereby aiding in the learning of dense point features. We also propose an anchor points selection strategy for this new transformer.
- We conduct the experiments on 3DMatch and KITTI

datasets and achieve competitive performance.

## II. RELATED WORK

### A. Feature-Matching-Based Methods

Recently, many feature-matching methods greatly improved point cloud registration on the recall metric. Most of them construct their framework on the famous KPConv [7] backbone. Predator [9] exploits a GNN network to embed the super point features and utilize a transformer to exchange information between source and target. After that, it propagates the inter-frame exchanged features up to dense points for point-matching. Based on Predator [9], CoFiNet [10] introduces a point-to-node strategy to group the dense points into downsampled super points' neighborhoods. However, both Predator [9] and CoFiNet [10] suffer from a problem in that they conduct self-attention in the intra-frame on a global scale on both the overlapping and non-overlapping regions. As only overlap regions contain helpful information for successful registration, the transformed super point features, which include non-overlap region information, used by [9] and [10], may lead to ambiguous point matching. To overcome this problem, GeoTR [1] only utilizes a geometric transformer to conduct the patch matching on super points and make dense points matching based on the KPConv features. In contrast, our model utilizes the local/low-order transformer to detect the candidate overlap region and develop a new high-order transformer to learn high-order saliency geometric features and propagate to the dense point.

### B. Salient Point Detection

Recently, some works [1], [17] have integrated geometric structure embedding into transformer layers to compute point matching. ISS [16] proposes an intrinsic shape signature for a patch to represent the view-independent 3D shape. This signature is a local reference frame represented by the three eigenvectors of the scatter matrix of each point's neighborhoods. D2-Net [18] detect key points on 2D images based on the local maximum across the spatial and channel dimensions of the feature maps. Based on D2-Net [18], D3feat [8] propose an improved density-invariant saliency score and a channel max score to conduct dense keypoint detection for saliency point selection. Spinnet [19] tries to learn the rotationally invariant descriptor. Predator [9] utilizes an attention layer to give a saliency score in super points and propagate to dense points. It supervised this saliency score via a bce loss in the overlap region. However, this saliency score does not solve the problem that the inliers are clustered or too close to each other. In addition to patch-level salient features, human eyes leverage object-level semantic information and the geometric consistency of hyper-graph structured objects for alignment. Hence, in this study, we emphasize the significance of object-level semantic features and high-order geometric consistency features in embedding salient point features.

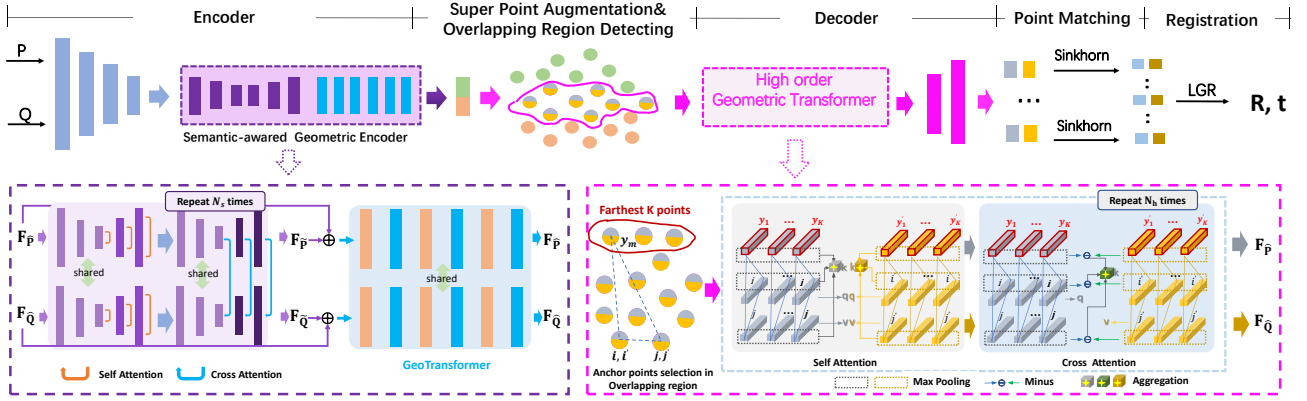


Fig. 2. Our proposed framework comprises several components. First, the point clouds  $P$  and  $Q$  are fed to the down-sampling layers to obtain the super points  $(\hat{P}, \hat{Q})$  and their features  $(F_{\hat{P}}, F_{\hat{Q}})$ . We then use the semantic-aware geometric encoder to detect overlap regions. Next, our newly designed high-order geometric transformer is applied to encode the high-order inter-frame geometric salient feature  $(F_o^{\hat{P}}, F_o^{\hat{Q}})$ . We combine the  $(F_{\hat{P}}, F_{\hat{Q}})$  and  $(F_o^{\hat{P}}, F_o^{\hat{Q}})$  and propagate this combined features up to the dense level points in the overlap region. Finally, the 6d rigid transformation  $R, t$  is computed by the local-to-global registration step.

### III. THE PROPOSED APPROACH

#### A. Problem statement

Given two frames of point cloud  $P = \{\mathbf{p}_i \in \mathbb{R}^3 | i = 1, \dots, N\}$  and  $Q = \{\mathbf{q}_i \in \mathbb{R}^3 | i = 1, \dots, M\}$ , the point cloud registration aim to find the transformation  $T \in SE(3)$  (i.e., rotation matrices  $R \in \mathbb{R}^{3 \times 3}$  and translation vectors  $t \in \mathbb{R}^3$ ) that aligns  $P$  to  $Q$ .

#### B. Method overview

Our framework adopts the KPConv [7] as the feature extraction backbone, as shown in Fig.2. Firstly, the point clouds are down-sampled to super points  $\hat{P}$  and  $\hat{Q}$ , and obtain the associated features  $F_{\hat{P}} \in \mathbb{R}^{|\hat{P}| \times d_l}$  and  $F_{\hat{Q}} \in \mathbb{R}^{|\hat{Q}| \times d_l}$ . The super points are augmented by utilizing the intrinsic shape signature [16]. Next, these super points and features are inputted into the semantic encoder to extract object-level semantic-aware patch features  $F_{\hat{P}}$  and  $F_{\hat{Q}}$ . These features are then combined with  $F_{\hat{P}}$  and  $F_{\hat{Q}}$  and passed through a low-order and local geometric transformer [1], resulting in updated super point features  $F_{\hat{P}}$  and  $F_{\hat{Q}}$ . Super point matching scores are computed based on the super point features. Additionally, salient scores are calculated for each super point and multiplied with the matching scores. The initial candidate overlap region, representing super point patch correspondences, is obtained from the ranked matching score matrix. We propose a newly designed high-order transformer to learn the high-order inter-frame consistent salient features  $(F_o^{\hat{P}}, F_o^{\hat{Q}})$  and propagate them to dense points. These new enhanced features are then utilized by dense points for matching patch correspondence neighborhoods to give dense correspondences. Finally, we use a local-to-global estimator to compute the most reliable estimation.

#### C. High-Level Semantic Encoder (HSE).

Although the down-sampled super point contains patch-level semantic information, however, the local similarities of patches across the whole point cloud may lead to many ambiguous mismatches. To solve this problem, we continue down sample twice super points  $\hat{P}$  and  $\hat{Q}$  to object-level mega

points  $\vec{P}$  and  $\vec{Q}$  (with associated features  $F_{\vec{P}}$  and  $F_{\vec{Q}}$ ) with larger receptive fields. The magnitude of points ( $P$  and  $Q$ ), super points ( $\hat{P}$  and  $\hat{Q}$ ), and mega points ( $\vec{P}$  and  $\vec{Q}$ ) are typically in the tens of thousands, hundreds, and tens.

**Semantic Pooling layers.** We perform voxel grid subsampling, increasing the cell size at each pooling layer, along with other related parameters. The subsampled points and associated features in each layer are denoted as  $\vec{P}^l | F_{\vec{P}}^l$  and  $\vec{Q}^l | F_{\vec{Q}}^l$  ( $l = 0, 1, 2$ ). The points densities of  $\vec{P}^2 | \vec{Q}^2$  and  $\hat{P} | \hat{Q}$  are same. For efficiency, we utilize a max-pooling to give the features of each new pooled location:

$$f_{\vec{p}_i^l} = \text{MAX}_{\vec{p}_j^l \in N_{\vec{p}_i^l}} h_{\theta} \left( \text{cat} \left[ f_{\vec{p}_j^{l+1}}, f_{\vec{p}_j^{l+1}} - f_{\vec{p}_i^l} \right] \right) \quad (1)$$

where  $N_{\vec{p}_i^l}$  is the radius neighborhood of point  $\vec{p}_i^l$  and  $\vec{p}_j^{l+1}$  is a supporting point in this neighborhood.  $h_{\theta}$  denotes a linear layer followed by instance normalization and ReLU,  $\max(\cdot)$  denotes element-/channel-wise max-pooling, and  $\text{cat}[\cdot, \cdot]$  means concatenation.  $F_{\vec{Q}}^l$  is computed in the same way. Through these aggregation layers, the coarser level points have higher-level semantic information.

**Upsampling Layers.** In this section, we describe how we obtain object-level semantic information for super points from mega points. Firstly, we update the point feature in layer- $l + 1$ :

$$f_{\vec{p}_j^{l+1}} = h_{\hat{\theta}} \left( \text{cat} \left[ f_{\vec{p}_j^{l+1}}, f_{\vec{p}_j^l} \right] \right), \vec{p}_j^{l+1} \in N_{\vec{p}_j^l}, \quad (2)$$

where  $h_{\hat{\theta}}$  is similar with  $h_{\theta}$ . Secondly, we utilize a four heads self-attention(SA) layer on  $F_{\vec{P}}^l$  and  $F_{\vec{Q}}^l$ :

$$F_{\vec{P}}^l = \text{SA} \left( F_{\vec{P}}^l, F_{\vec{P}}^l \right), \quad (3)$$

$$F_{\vec{Q}}^l = \text{SA} \left( F_{\vec{Q}}^l, F_{\vec{Q}}^l \right). \quad (4)$$

We also employ a four heads cross-attention(CA) layer between  $F_{\vec{P}}^l$  and  $F_{\vec{Q}}^l$ , respectively:

$$F_{\vec{P}}^l = \text{CA} \left( F_{\vec{P}}^l, F_{\vec{Q}}^l \right), \quad (5)$$

$$F_{\vec{Q}}^l = \text{CA} \left( F_{\vec{Q}}^l, F_{\vec{P}}^l \right). \quad (6)$$

Between self-attention and cross-attention, we utilize semantic pooling layers to downsample the patch-level point features from the output of self-attention, resulting in mega points. The definition of self-attention and cross-attention layers can refer to [11]. The output of the semantic encoder is denoted as  $F_{\hat{P}}$  and  $F_{\hat{Q}}$ .

While mega points are designed to capture object-level semantic information, their large receptive fields often result in a loss of geometric details. To mitigate this issue, we propose a solution by combining the object-level semantic aware super point features ( $F_{\hat{P}}$  and  $F_{\hat{Q}}$ , decoded from mega point features) with patch-level semantic information from the super point features ( $F_{\hat{P}}$  and  $F_{\hat{Q}}$ ). These combined features are then fed into the subsequent geometric transformer as inputs. This fusion process allows us to generate a semantic-aware geometric embedding specifically tailored for the super point salient features.

#### D. Super Points Augmentation

In this section, we describe how we generate the candidate overlapping region.

**Salient Superpoint Augmentation.** To tackle the problem of having meaningless super points in the last downsampling layer, which lacks object-level semantic information, we choose points from the output of the second-to-last subsampling layers as the new set of super points. Specifically, inspired by [16], we utilize the points in its spherical neighborhood of radius  $r_{salient}$  to generate a scatter matrix and give three eigenvalues (e.g.,  $e[0] > e[1] > e[2]$ ) of it in decreased order. We apply two threshold values  $\lambda_{10}$  and  $\lambda_{21}$ , and utilize  $e[1]/e[0] < \lambda_{10}$  and  $e[2]/e[1] < \lambda_{21}$  to select the salient points as new super points. During the upsampling process in the decoder, each superpoint's neighborhood is updated. This step automatically identifies and selects the dense points that describe the object semantics and are the most salient or semantically meaningful within the scene.

**Salient Super Point Matching.** We exploit the eigenvalues of the super points' scatter matrix [16] to compute the salient matching score matrix  $SS \in \mathbb{R}^{|\hat{P}| \times |\hat{Q}|}$ . The final super point matching matrix  $S \in \mathbb{R}^{|\hat{P}| \times |\hat{Q}|}$  is obtained by multiplying these two matrices:

$$\begin{aligned} \gamma(i) &= \left(1 - \frac{e_i[1]}{e_i[0]}\right) \left(1 - \frac{e_i[2]}{e_i[1]}\right), \\ \gamma(j) &= \left(1 - \frac{e_j[1]}{e_j[0]}\right) \left(1 - \frac{e_j[2]}{e_j[1]}\right), \\ SS(i, j) &= \gamma(i) * \gamma(j), \\ S(i, j) &= MS(i, j) * SS(i, j), \end{aligned} \quad (7)$$

where MS is computed by the inner product of the super point features across two frames.

After that, we select top  $N_c$  super points correspondences in  $S$ :

$$\hat{C} = \{(\hat{p}_{x_i}, \hat{q}_{y_j}) | (x_i, y_j) \in \text{top}K_{x,y}S(x, y)\} \quad (8)$$

This initial candidate matching matrix provides sufficient reliable salient correspondences through the augmentation above and salient matching scores.

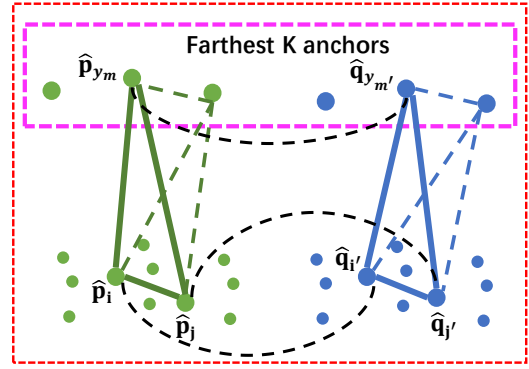


Fig. 3. **Anchor points selection.** The candidate overlap region consists of green and blue points corresponding to each other (indicated by the black dashed curve representing initial candidate correspondences). From this set of points, a subset of anchor points (highlighted within the pinkish-red dashed box) is selected based on their maximum distance from  $\hat{p}_i$  and  $\hat{q}_j$ . In an example scenario where  $K=3$ , two anchor points generate up to four triangles for  $\hat{p}_i$  and  $\hat{p}_j$ . Consequently, the angles in these four triangles can be pooled together to aggregate the embeddings for  $\hat{p}_i$  and  $\hat{q}_j$ .

#### E. High Order Geometric Feature

Despite the super point matching score matrix that can offer candidate matching patches, the dense point matching lacks globally consistent geometric features [1], [9], [10]. On the other hand, conducting self-attention on both overlap and non-overlap regions [1] may introduce ambiguous information for the super point, leading to ambiguous point matching or non-salient correspondence selection. To address this issue, we introduce a new high-order geometric encoder on the candidate overlap region to model a robust salient geometric feature and propagate it to dense points by upsampling. The super point learns this high-order salient geometric feature via backpropagation from optimization of the dense point matching loss.

1) **Anchor Points Selection:** The viewpoint changes and sensor jittering can result in point cloud pairs with partially overlapping regions. After obtaining the candidate super point overlap region, selecting appropriate salient points becomes crucial for successful registration. In real-world scenarios where data is particularly challenging, we observe that key salient points may be widely dispersed from one another, which explains why the clustered inlier correspondences [9] contribute little to the registration success. To address this challenge, we deploy the following anchor point selection strategy:

**Farthest  $K$  anchor points.** As depicted in Fig.3, for each point (i.e.,  $\hat{p}_i$ ), we select the farthest  $K$  anchor points in the candidate overlap region. When computing the feature of  $\hat{p}_i$  with attention weighting on other points (e.g.,  $\hat{p}_j$ ), we assume each point  $\hat{p}_i$  has an associate point  $\hat{p}_j$ . Points  $\hat{p}_i$ ,  $\hat{p}_j$ , and anchor point  $\hat{p}_k$  construct a triangle.

The selected  $K$  anchor points will give  $\binom{K}{M}$  polyhedrons for  $(M+2)$ -order polyhedron similarity. This paper explores the simplest case (i.e.,  $M=1$ ) for efficiency, where the  $K$  anchor points will give  $K$  triangles for each point (e.g.,  $\hat{p}_i$  and its associated point  $\hat{p}_j$ ). We leave the  $M > 1$  case in future work.

2) **High-order Saliency Transformer:** After obtaining the  $K$  triangles, we conduct a new, specifically designed transformer to learn the high-order geometric salient features.

**Triangle spatial consistency encoding.** For each anchor triangle (e.g.,  $\Delta(i, j, y_m), m \in \{1, 2, \dots, K\}$ , see bottom right in Fig.2) of the super point pair  $(\hat{p}_i, \hat{p}_j)$ , there are three angles  $\angle_{ijy_m}, \angle_{ymij},$  and  $\angle_{jym i}$ . Since we have  $K$  anchor points, we design to conduct average pooling on three angles across the  $K$  generated anchor triangles:

$$\begin{aligned} \mathbf{g}_{y_m, i, j} &= f_{\sin}(\angle_{ymij}), \\ \mathbf{g}_{y_m, j, i} &= f_{\sin}(\angle_{ymji}), \\ \mathbf{g}_{i, y_m, j} &= f_{\sin}(\angle_{iymj}), \\ \mathbf{g}_{yij}^{\hat{p}} &= \max_{y_m} \left\{ \mathbf{g}_{y_m, i, j} \mathbf{W}_1^A \right\}, \\ \mathbf{g}_{yji}^{\hat{p}} &= \max_{y_m} \left\{ \mathbf{g}_{y_m, j, i} \mathbf{W}_2^A \right\}, \\ \mathbf{g}_{iyj}^{\hat{p}} &= \max_{y_m} \left\{ \mathbf{g}_{i, y_m, j} \mathbf{W}_3^A \right\}, m = 1 \dots K \end{aligned} \quad (9)$$

where  $\mathbf{W}_1^A, \mathbf{W}_2^A,$  and  $\mathbf{W}_3^A \in \mathbb{R}^{d_t \times d_t}$  are the respective weights for encoding of three angles. After obtaining three angle embeddings for each point, we utilize them to construct the global self-attention and cross-attention layers.

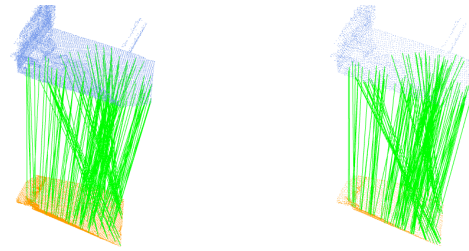
**Self-Attention.** To encode the intra-frame global scale self-attention in the overlap region, we aggregate the three-angle embeddings:

$$\begin{aligned} \bar{\mathbf{g}}_{ij}^{self} &= \text{Linear}(\text{sum}[\mathbf{g}_{yij}, \mathbf{g}_{yji}, \mathbf{g}_{iyj}]), \\ e_{ij}^{self} &= \frac{(\mathbf{x}_i \mathbf{W}^Q)(\mathbf{x}_j \mathbf{W}^K + \bar{\mathbf{g}}_{ij}^{self} \mathbf{W}^G)^\top}{\sqrt{d_t}}, \\ \mathbf{z}_i &= \sum_{j=1}^{|\hat{P}|} a_{ij}^{self} (\mathbf{x}_j \mathbf{W}^V), \end{aligned} \quad (10)$$


where  $\mathbf{W}^Q, \mathbf{W}^K, \mathbf{W}^V,$  and  $\mathbf{W}^G \in \mathbb{R}^{d_t \times d_t}$  are the respective projection matrix for key, query, value, and similarity triangle encoding.

**Saliency Cross-Attention.** To learn the high-order inter-frame geometric salient features, we design a novel cross-attention layer to encode the high-order saliency feature for points in the candidate overlap region. For each point,  $\hat{p}_i$  from the source and  $\hat{q}_j$  from the target, we first minus the corresponding angle embedding between frames as distance in feature space. Then, we aggregate these three feature distances as an inter-frame similarity score (inspired by Eqn.14 in [15]):

$$\begin{aligned} \bar{\mathbf{g}}_{yij} &= (\mathbf{g}_{yij}^{\hat{p}} - \mathbf{g}_{yij}^{\hat{q}}) / \sigma_h, \\ \bar{\mathbf{g}}_{yji} &= (\mathbf{g}_{yji}^{\hat{p}} - \mathbf{g}_{yji}^{\hat{q}}) / \sigma_h, \\ \bar{\mathbf{g}}_{iyj} &= (\mathbf{g}_{iyj}^{\hat{p}} - \mathbf{g}_{iyj}^{\hat{q}}) / \sigma_h, \\ \bar{\mathbf{g}}_{ij}^{cross} &= \text{Linear}(\text{concat}[\bar{\mathbf{g}}_{yij}, \bar{\mathbf{g}}_{yji}, \bar{\mathbf{g}}_{iyj}]), \\ e_{ij}^{cross} &= \frac{(\mathbf{x}_i^{\hat{p}} \mathbf{W}^Q)(\mathbf{x}_j^{\hat{q}} \mathbf{W}^K + \bar{\mathbf{g}}_{ij}^{cross} \mathbf{W}^H)^\top}{\sqrt{d_t}}, \\ \mathbf{z}_i &= \sum_{j=1}^{|\hat{Q}|} a_{ij}^{cross} \mathbf{x}_j^{\hat{q}} \mathbf{W}^V \end{aligned} \quad (11)$$



(a) GeoTR [1] patch correspondences (b) GeoTR [1] point correspondences



(c) GeoTR [1]+HO patch correspondences (d) GeoTR [1]+HO point correspondences

Fig. 4. The visualizations of patch correspondences and point correspondences obtained by our model on the 3DMatch dataset. HO denotes the high-order transformer. Please zoom in for more detailed observations.

where  $\mathbf{W}^Q, \mathbf{W}^K, \mathbf{W}^V,$  and  $\mathbf{W}^H \in \mathbb{R}^{d_t \times d_t}$  are the respective projection matrix for key, query, value, and similarity triangle encoding.

Since we conduct the attention in the candidate overlap region,  $\hat{p}_i$  and  $\hat{q}_j$  are candidate corresponding. The activated anchor point ‘y’ in  $\mathbf{g}_{yij}^{\hat{p}}$  and  $\mathbf{g}_{yij}^{\hat{q}}$  may not be the corresponding anchor point. ‘y’ index denotes the third different anchor point selected by the max pooling from the source and target point cloud, respectively. This behavior is because the candidate overlap region may contain outliers. Then, we encode a new superpoint feature in the overlap region through the three interleaved attention layers above.

#### F. Feature fusion and propagation.

Given the extraction of salient geometric features from the high-order transformer’s output, we combine these features with the patch-level KPConv superpoint features using a linear layer. The resulting combination serves as input for the upsampling layers. We anticipate that the dense point matching step in the patch correspondences’ neighborhoods will benefit from our learned global scale high-order consistent geometric features.

## IV. EXPERIMENTS

### A. Implementation details.

We utilize the overlap-aware circle loss [1] and point matching loss [1] to supervise the super point and dense point feature learning. Following [1], we evaluate our proposed model on the indoor dataset 3DMatch [20] and outdoor dataset KITTI Odometry Benchmark [21].

The proposed model is trained and tested with PyTorch [22] on one NVIDIA RTX TITAN GPU. We train our model with Adam optimizer [23] with 30 epochs on 3DMatch [20] and 150 epochs on KITTI [21]. The learning

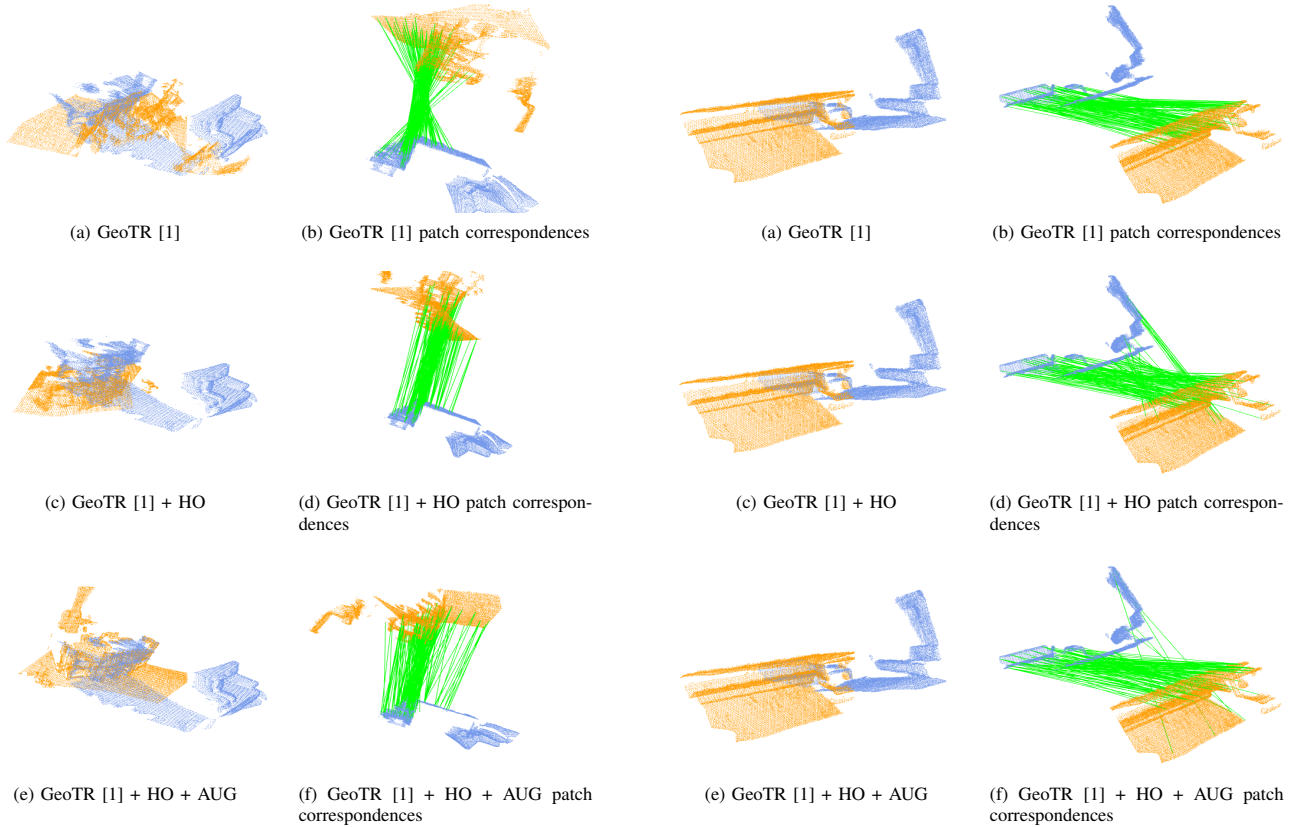


Fig. 5. This visualization shows the effectiveness of super point augmentation. HO denotes the high-order geometric transformer, and AUG denotes the superpoint augmentation. Zoom in for details.

rate, learning decay, learning rate decay steps, and weight decay are set to  $1e-4/1e-4$ ,  $0.95/0.95$ ,  $1/4$ , and  $1e-6/1e-6$  for 3DMatch/KITTI, respectively. 3DMatch and KITTI’s matching radii are set to 5cm and 30cm, respectively. The number of super point correspondences  $N_c$  is set to 256 for all experiments. The number of farthest anchor points  $K$  is set to 64. The number of attention layers in high order geometric transformer ( $N_g$ ) and semantic encoder ( $N_s$ ) are 6 and 3 respectively.

### B. Indoor Dataset: 3DMatch&3DLoMatch

1) **Dataset:** 3DMatch [20] dataset has 62 scenes. They are split to 46 for training, 8 for validation, and 8 for testing. The overlap ratio of the scanned pairs in 3DMatch [20] and 3DLoMatch [9] are higher and lower than 0.3, respectively.

2) **Evaluation Protocol:** Following [1], [9], we utilize the following protocols to evaluate our model. (1) Inlier Ration(IR): The fraction of correct correspondences whose distance is under a threshold (i.e., 0.1m) under the ground truth transformation. (2) Feature Matching Recall (FMR): the ratio of scanned pairs with the inlier ratio above a threshold (i.e., 5%). (3) Registration Recall (RR): The fraction of successful registered point cloud pairs with a predicted transformation error under a threshold (i.e.,  $RMSE < 0.2$ ). (4) Relative Rotation Error (RRE) and Relative Translation Error (RTE): the error between the predicted transformation and the ground truth.

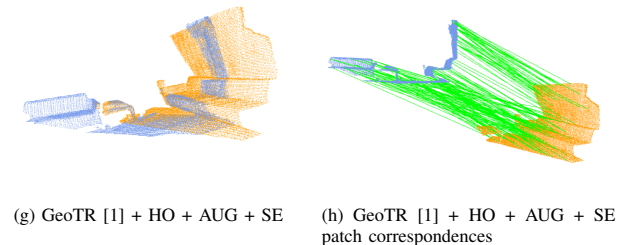


Fig. 6. This visualization shows the effectiveness of the high-level semantic encoder. HO, AUG, and SE denote the high-order transformer, the superpoint augmentation, and the semantic encoder. Zoom in for details.

3) **Results:** We compare our model with FCGF [24], D3Feat [8], Predator [9], CoFiNet [10], GeoTR [1]. We utilize the local-to-global (LGR [13]) estimator for GeoTR [1] and our model since LGR is a more deterministic, stable, and faster method than the RANSAC tool. The results in TAB.I show that our model achieves the best registration recall on 3DMatch/3DLoMatch with 93.8%/76.5%. Our model achieves competitive performance on metrics such as FMR, RRE, and RTE. While our model prioritizes the identification of salient and meaningful points necessary for successful registration, it may result in a dilution of meaningless and unnecessary clustered inlier points, leading to lower scores in the IR metric. However, our model performs well on the more critical feature-matching recall metric.

4) **Ablation studies:** We utilize the GeoTR [1] as our backbone in the ablation study experiments. We augment the super points to utilize the local salient points as super

points. Then, we employ a new high-level semantic encoder to encode object-level semantics as inputs of local and low-order geometric transformers [1]. After that, in the candidate overlap region, we employ our newly designed high-order geometric transformer to encode the inter-frame salient geometric feature and propagate it up to dense points to improve the feature learning of the backbone. As shown in TAB.II, the high-order geometric transformer improves the registration recall on 3DMatch/3DLoMatch by about 0.8/0.6 percent points (pp). By exploiting the salient super point, augmentation increases the registration recall by about 0.6/1.0 pp on 3DMatch/3DLoMatch. After employing the high-level semantic encoder, our model can further improve the registration recall by about 1.2/0.9 pp on 3DMatch/3DLoMatch.

High-order Geometric Transformer. We provide visualizations to demonstrate the effectiveness of our model. The super point matching and dense point matching matrices in GeoTR [1] are computed by the inner product of point features. However, since the self-attention of GeoTR [1] operates on both overlap region and non-overlap region, it has several ambiguities matches in super point matching, as shown in (a) of Fig.4. Additionally, the dense point features lack salient geometric information, leading to ambiguities in point correspondences, as depicted in (b) of Fig.4. In contrast, the features from our high-order geometric transformer are propagated to dense points and optimized by the dense point matching loss. As a result, the super and dense points in our model learn high-order salient geometric features. As shown in (c) and (d) of Fig.4, after utilizing the high-order transformer, the ambiguity in patch correspondences and point correspondences is improved. In another case, in (d) of Fig.6, the correspondences of the partial scan of the wall in the blue point cloud are successfully captured by our method.

Salient Superpoint Augmentation. Due to KPConv’s down-sampling strategy [1], [7]–[10], the downsampled sparse super points may lose the important salient points for registration success. We advocate that, at the coarse level, we need more meaningful points (e.g., the points on the table in Fig.1) that are saliency for registration. We study a test case in (a) and (b) of Fig.5. Except for the sufficient salient point correspondences on one side of the long dining table, there are not enough salient point correspondences on the table’s other positions and the ground. After selecting the locally salient points on the long dinner table and the ground (see (f)), we obtain a successful registration.

High-level Semantic Encoder. In this section, we showcase the effectiveness of the semantic encoder. As shown in (g) of Fig.6, the semantic encoder effectively captures the semantic information of the small table located to the left of the blue sofa and the partial scan of the sofa adjacent to the wall. The correspondences of the sofa, desk, and walls are captured. The outlier correspondences of the blue sofa are removed by the LGR estimation step. Due to the flatness of the location on the wall, the shape signature is not very distinctive, resulting in less pronounced positive effects of augmentation. However, in (a) and (b), the correspondences of the wall

TABLE I  
QUANTITATIVE RESULTS ON THE 3DMATCH AND 3DLOMATCH BENCHMARKS. THE BEST RESULTS ARE HIGHLIGHTED IN BOLD, AND THE SECOND-BEST RESULTS ARE UNDERLINED.

Method	3DMatch				
	RR(%)	IR(%)	FMR(%)	RRE(°)	RTE(m)
FCGF [24]	83.3	48.7	97.0	1.949	0.066
D3Feat [8]	83.4	40.4	94.5	2.161	0.067
Predator [9]	90.6	57.1	96.5	2.029	0.064
CoFiNet [10]	88.4	<u>51.9</u>	98.1	2.011	0.067
GeoTR+LGR [1]	91.2	<b>70.1</b>	98.1	<b>1.745</b>	<b>0.061</b>
SGFeat+LGR (ours)	<b>93.8</b>	41.4	<u>98.4</u>	<u>1.752</u>	<b>0.061</b>

Method	3DLoMatch				
	RR(%)	IR(%)	FMR(%)	RRE(°)	RTE(m)
FCGF [24]	38.2	17.2	74.2	3.147	0.100
D3Feat [8]	46.9	14.0	67.0	3.361	0.103
Predator [9]	61.2	<u>28.3</u>	76.3	3.048	0.093
CoFiNet [10]	64.2	26.7	83.3	3.280	0.094
GeoTR+LGR	74.0	<b>41.0</b>	<b>87.7</b>	<u>2.886</u>	<u>0.088</u>
SGFeat+LGR (ours)	<u>76.5</u>	19.2	<u>83.4</u>	<b>2.767</b>	<b>0.085</b>

TABLE II  
ABLATION OF THE NETWORK ARCHITECTURE ON 3DMATCH/3DLOMATCH BENCHMARK. AUG, HOTR, AND HSE DENOTE THE SUPER POINT AUGMENTATION, HIGH-ORDER GEOMETRIC TRANSFORMER, AND HIGH-LEVEL SEMANTIC ENCODER.

			3DMatch			3DLoMatch		
AUG	HOTR	HSE	RR (%)	RRE (°)	RTE (cm)	RR (%)	RRE (°)	RTE (cm)
			91.2	1.745	0.061	74.0	2.886	0.088
	✓		92.0	1.791	0.062	74.6	2.841	0.088
	✓	✓	92.2	2.178	0.073	75.1	2.825	0.087
✓	✓		92.6	1.774	0.062	75.6	2.803	0.085
✓	✓	✓	93.8	1.752	0.061	76.5	2.767	0.085

are completely lost. Another intriguing observation is the beneficial partnership between super point augmentation and the semantic encoder. The super point augmentation process effectively generates salient and meaningful super points as well as dense points. Simultaneously, the semantic encoder plays a crucial role in embedding object-level information into these super points. Together, these two components greatly contribute to the outstanding performance achieved by the final version of our model.

5) **Computational Complexity:** The running time of the super point augmentation module, high-order geometric transformer, and semantic encoder are listed in TAB.III.

### C. Outdoor Dataset: KITTI odometry

1) **Dataset:** KITTI Odometry benchmark [21] consists of an 11-point cloud sequence scanned by LiDAR sensor. Following [8], [9], [24], we split the sequences to 0-5/6-7/8-

TABLE III  
RUNTIME OF EACH COMPONENT AVERAGED OVER 1623 FRAGMENT PAIRS OF 3DMATCH IN MILLI-SECONDS.

Method	data loader	encoder	attention layer	decoder	AUG	HOTR	HSE
Predator [9]	191	9	70	1	✗	✗	✗
GeoTransformer [1]	-	-	60	1	✗	✗	✗
SGFeat+LGR	-	-	60	-	10	50	30

TABLE IV

QUANTITATIVE RESULTS ON THE KITTI ODOMETRY BENCHMARK. THE BEST RESULTS ARE HIGHLIGHTED IN BOLD, AND THE SECOND-BEST RESULTS ARE UNDERLINED.

Method	RTE (cm)↓	RRE (°)↓	RR (%)↑
FCGF [24]	9.5	0.30	<u>96.6</u>
D3Feat [8]	7.2	0.30	99.8
Predator [9]	<u>6.8</u>	<u>0.27</u>	<b>99.8</b>
CoFiNet [10]	8.2	0.41	<b>99.8</b>
GeoTR+LGR [1]	7.4	<u>0.27</u>	<b>99.8</b>
SGFeat+LGR	<b>5.4</b>	<b>0.24</b>	<b>99.8</b>

10 for training/validation/testing. In line with [1], [8], [9], [24], we refine the ground truth transformation by ICP [25] and only use point cloud pairs that are at most 10m away from each other for evaluation.

2) **Evaluation Protocol:** As in [1], we utilize three metrics to evaluate our model: (1) Registration Recall (RR), the fraction of successful registration pairs (*i.e.*,  $RRE < 5^\circ$  and  $RTE < 2m$ ). The other two metrics, Relative Rotation Error (RRE) and Relative Translation Error (RTE) go with the same used in the 3DMatch benchmark.

3) **Results:** We compare our model with several state-of-the-art methods: FCGF [24], D3Feat [8], Predator [9], CoFiNet [10], and GeoTR [1]. As shown in TAB.IV, the quantitative results show that our method can handle outdoor scene registration and achieve competitive performance.

## V. CONCLUSION

This paper proposes a novel approach for point cloud registration that overcomes limitations in existing methods. By incorporating object-level semantic information through a high-level Semantic Encoder (SE) and leveraging intrinsic shape signatures to select meaningful super points, our approach improves the accuracy of super point matching and enhances the discriminative nature of the selected points. We have also introduced a High-Order (HO) geometric consistency transformer that identifies salient points within candidate overlap regions and a unique anchor node selection strategy to improve its performance. Experimental results on outdoor and indoor datasets demonstrate the effectiveness of our approach in achieving accurate and competitive point cloud registration results.

## VI. STATEMENT

This work has been submitted to the IEEE for possible publication. Copyright may be transferred without notice, after which this version may no longer be accessible.

## REFERENCES

[1] Z. Qin, H. Yu, C. Wang, Y. Guo, Y. Peng, and K. Xu, "Geometric transformer for fast and robust point cloud registration," in *Proceedings of the IEEE/CVF Conference on Computer Vision and Pattern Recognition*, 2022, pp. 11 143–11 152.

[2] X. Huang, G. Mei, J. Zhang, and R. Abbas, "A comprehensive survey on point cloud registration," 2021.

[3] C. Cadena, L. Carlone, H. Carrillo, Y. Latif, D. Scaramuzza, J. Neira, I. Reid, and J. J. Leonard, "Past, present, and future of simultaneous localization and mapping: Toward the robust-perception age," *IEEE Transactions on robotics*, vol. 32, no. 6, pp. 1309–1332, 2016.

[4] J. L. Schonberger and J.-M. Frahm, "Structure-from-motion revisited," in *Proceedings of the IEEE conference on computer vision and pattern recognition*, 2016, pp. 4104–4113.

[5] S. Choi, Q.-Y. Zhou, and V. Koltun, "Robust reconstruction of indoor scenes," in *Proceedings of the IEEE Conference on Computer Vision and Pattern Recognition*, 2015, pp. 5556–5565.

[6] J. Zhang and S. Singh, "Visual-lidar odometry and mapping: Low-drift, robust, and fast," in *2015 IEEE International Conference on Robotics and Automation (ICRA)*. IEEE, 2015, pp. 2174–2181.

[7] H. Thomas, C. R. Qi, J.-E. Deschaud, B. Marcotegui, F. Goulette, and L. J. Guibas, "Kpconv: Flexible and deformable convolution for point clouds," in *Proceedings of the IEEE/CVF international conference on computer vision*, 2019, pp. 6411–6420.

[8] X. Bai, Z. Luo, L. Zhou, H. Fu, L. Quan, and C.-L. Tai, "D3feat: Joint learning of dense detection and description of 3d local features," in *Proceedings of the IEEE/CVF conference on computer vision and pattern recognition*, 2020, pp. 6359–6367.

[9] S. Huang, Z. Gojcic, M. Usvyatsov, A. Wieser, and K. Schindler, "Predator: Registration of 3d point clouds with low overlap," in *Proceedings of the IEEE/CVF Conference on computer vision and pattern recognition*, 2021, pp. 4267–4276.

[10] H. Yu, F. Li, M. Saleh, B. Busam, and S. Ilic, "Cofinet: Reliable coarse-to-fine correspondences for robust pointcloud registration," *Advances in Neural Information Processing Systems*, vol. 34, pp. 23 872–23 884, 2021.

[11] A. Vaswani, N. Shazeer, N. Parmar, J. Uszkoreit, L. Jones, A. N. Gomez, L. Kaiser, and I. Polosukhin, "Attention is all you need," *Advances in neural information processing systems*, vol. 30, 2017.

[12] Z. Qin, H. Yu, C. Wang, Y. Guo, Y. Peng, S. Ilic, D. Hu, and K. Xu, "Geotransformer: Fast and robust point cloud registration with geometric transformer," *IEEE Transactions on Pattern Analysis and Machine Intelligence*, vol. 45, no. 8, pp. 9806–9821, 2023.

[13] X. Bai, Z. Luo, L. Zhou, H. Chen, L. Li, Z. Hu, H. Fu, and C.-L. Tai, "Pointdsc: Robust point cloud registration using deep spatial consistency," in *Proceedings of the IEEE/CVF Conference on Computer Vision and Pattern Recognition*, 2021, pp. 15 859–15 869.

[14] R. Wang, J. Yan, and X. Yang, "Neural graph matching network: Learning lawler's quadratic assignment problem with extension to hypergraph and multiple-graph matching," *IEEE Transactions on Pattern Analysis and Machine Intelligence*, vol. 44, no. 9, pp. 5261–5279, 2021.

[15] J. Lee, M. Cho, and K. M. Lee, "Hyper-graph matching via reweighted random walks," in *CVPR 2011*. IEEE, 2011, pp. 1633–1640.

[16] Y. Zhong, "Intrinsic shape signatures: A shape descriptor for 3d object recognition," in *2009 IEEE 12th international conference on computer vision workshops, ICCV workshops*. IEEE, 2009, pp. 689–696.

[17] Z. Chen, H. Chen, L. Gong, X. Yan, J. Wang, Y. Guo, J. Qin, and M. Wei, "Utopic: Uncertainty-aware overlap prediction network for partial point cloud registration," *arXiv preprint arXiv:2208.02712*, 2022.

[18] M. Dusmanu, I. Rocco, T. Pajdla, M. Pollefeys, J. Sivic, A. Torii, and T. Sattler, "D2-net: A trainable cnn for joint description and detection of local features," in *Proceedings of the IEEE/CVF conference on computer vision and pattern recognition*, 2019, pp. 8092–8101.

[19] S. Ao, Q. Hu, B. Yang, A. Markham, and Y. Guo, "Spinnet: Learning a general surface descriptor for 3d point cloud registration," in *Proceedings of the IEEE/CVF conference on computer vision and pattern recognition*, 2021, pp. 11 753–11 762.

[20] A. Zeng, S. Song, M. Nießner, M. Fisher, J. Xiao, and T. Funkhouser, "3dmatch: Learning local geometric descriptors from rgb-d reconstructions," in *Proceedings of the IEEE conference on computer vision and pattern recognition*, 2017, pp. 1802–1811.

[21] A. Geiger, P. Lenz, C. Stiller, and R. Urtasun, "Vision meets robotics: The kitti dataset," *The International Journal of Robotics Research*, vol. 32, no. 11, pp. 1231–1237, 2013.

[22] A. Paszke, S. Gross, F. Massa, A. Lerer, J. Bradbury, G. Chanan, T. Killeen, Z. Lin, N. Gimelshein, L. Antiga *et al.*, "Pytorch: An imperative style, high-performance deep learning library," *Advances in neural information processing systems*, vol. 32, 2019.

[23] I. Loshchilov and F. Hutter, "Decoupled weight decay regularization," *arXiv preprint arXiv:1711.05101*, 2017.

[24] C. Choy, J. Park, and V. Koltun, "Fully convolutional geometric features," in *Proceedings of the IEEE/CVF International Conference on Computer Vision*, 2019, pp. 8958–8966.



- [25] P. J. Besl and N. D. McKay, "Method for registration of 3-d shapes," in *Sensor fusion IV: control paradigms and data structures*, vol. 1611. Spie, 1992, pp. 586–606.