

# CONFOUNDER SELECTION VIA ITERATIVE GRAPH EXPANSION

BY F. RICHARD GUO <sup>1,a</sup>  AND QINGYUAN ZHAO <sup>2,b</sup>

<sup>1</sup>*Department of Statistics, University of Michigan, [ricguo@umich.edu](mailto:ricguo@umich.edu)*

<sup>2</sup>*Statistical Laboratory, University of Cambridge, [qyzhao@statslab.cam.ac.uk](mailto:qyzhao@statslab.cam.ac.uk)*

Confounder selection, namely choosing a set of covariates to control for confounding between a treatment and an outcome, is arguably the most important step in the design of an observational study. Previous methods, such as Pearl’s back-door criterion, typically require pre-specifying a causal graph, which can often be difficult in practice. We propose an interactive procedure for confounder selection that does not require pre-specifying the graph or the set of observed variables. This procedure iteratively expands the causal graph by finding what we call “primary adjustment sets” for a pair of possibly confounded variables. This can be viewed as inverting a sequence of marginalizations of the underlying causal graph. Structural information in the form of primary adjustment sets is elicited from the user, bit by bit, until either a set of covariates is found to control for confounding or it can be determined that no such set exists. Other information, such as the causal relations between confounders, is not required by the procedure. We show that if the user correctly specifies the primary adjustment sets in every step, our procedure is both sound and complete.

**1. Introduction.** Consider an observational study where the causal effect of a treatment variable  $X$  on an outcome variable  $Y$  is of interest. Arguably, the single most widely used strategy for identifying the causal effect is through *confounder adjustment*, which employs a set of observed covariates that are carefully chosen to control for confounding. Let  $Y(x)$  be the potential outcome of  $Y$  had the treatment  $X$  been intervened on and set to level  $x$ . A set of covariates  $S$  controls for confounding if for every  $x$  in the support of  $X$ ,  $X$  and  $Y(x)$  are independent within each stratum defined by  $S$ , a condition known as conditional ignorability or conditional exchangeability (Rosenbaum and Rubin, 1983b; Greenland and Robins, 2009; Hernán and Robins, 2020). The task of choosing such a set of covariates is called *confounder selection*.

While there exist a variety of approaches and criteria for confounder selection (see Guo, Lundborg and Zhao, 2022 for a recent survey), it is clear that this cannot be answered by data alone and hence is fundamentally different from statistical variable selection (e.g., step-wise algorithms in linear regression). That is, domain knowledge about the underlying causal mechanism or structure is indispensable. Causal graphical models provide an intuitive framework for formalizing such knowledge. Specifically, if we have available a causal directed acyclic graph (DAG) model for relevant variables in an observational study, the back-door criterion (Pearl, 1993) answers whether or not a set of covariates  $S$  controls for confounding, and this criterion is complete in a sense that will be described in Section 2.3. The set  $S$  is called a *sufficient adjustment set* if it satisfies the back-door criterion. When there is more than one sufficient adjustment set, one may wish to further choose a set based on its size or statistical efficiency (see, e.g., Henckel, Perković and Maathuis, 2022; Rotnitzky and Smucler, 2020; Smucler and Rotnitzky, 2022). Yet, these are *secondary objectives* that we

---

*MSC2020 subject classifications:* Primary 62A09; secondary 62D20.

*Keywords and phrases:* Causal inference, observational study, back-door criterion, background knowledge, adjustment, marginalization.

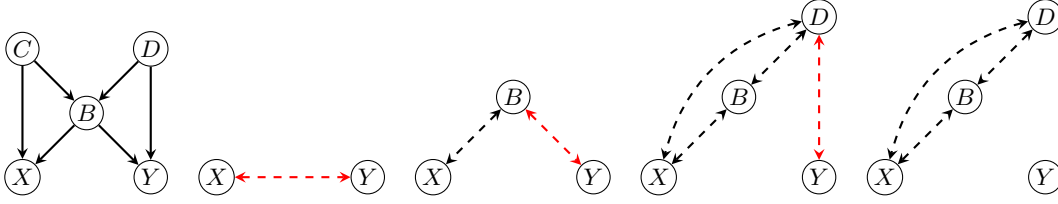


Fig 1: An illustration of the iterative graph expansion using the “butterfly bias” example (Ding and Miratrix, 2015). The edge chosen for expansion is highlighted in red.

will largely set aside for the rest of this paper (except for Section 5.3). As far as validity is concerned, confounder selection is sometimes considered a “solved problem” in light of the back-door criterion, provided that a causal DAG (or a latent projection of the DAG) can be pre-specified to represent our domain knowledge and assumptions.

However, the back-door criterion is often difficult to apply in practice. As the back-door criterion is a global condition about the candidate set of covariates  $S$ , the treatment  $X$ , the outcome  $Y$  and other variables in the system (see Section 2.3), a practitioner must be able to (1) conceive all the variables, observed or unobserved, that are relevant, (2) posit all causal relations among these variables, (3) understand how a DAG encodes causal assumptions, and (4) draw the DAG accordingly, or at least a large portion of it, to transcribe the posited relations graphically. While tools and protocols for drawing DAGs have been developed to some extent (Shrier and Platt, 2008; Haber et al., 2022), this is still a formidable process in practice. It is often difficult to conceive all the relevant variables, let alone posit all causal relations among them.

**1.1. Overview of the iterative graph expansion procedure.** In this paper, we take an interactive, bottom-up approach to confounder selection that does not require pre-specifying the causal graph. Our method, called *iterative graph expansion*, is based on a symmetric reformulation of Pearl’s back-door criterion and can be viewed as the inverse of *graph marginalization* or *latent projection* (Verma and Pearl, 1990). The knowledge about the underlying causal graph is elicited from the user, bit by bit, until one or more sets of covariates that meet the symmetric back-door criterion are found, or it is determined that no such set exists. For this procedure, a key new concept is a *primary adjustment set*: a candidate adjustment set for a pair of variables is called primary if for every common ancestor of the two variables, at least one of the two causal paths from the ancestor to these two variables is blocked by the adjustment set. Intuitively, a primary adjustment set removes all “immediate” confounding between the two variables.

More specifically, the process of graph expansion starts with a working graph consisting of two vertices — the treatment  $X$  and the outcome  $Y$  — and a dashed bidirected edge, representing possible uncontrolled confounding, between them. In each step, the user is asked to provide candidates of *primary adjustment sets* to expand a dashed bidirected edge selected from the current working graph; if no such set exists, the dashed bidirected edge is changed to a solid edge. If primary adjustment sets do exist, then every such set leads to an expanded graph: the selected dashed edge is removed and those vertices in the primary adjustment set are introduced to the graph, with a dashed bidirected edge drawn between every new vertex and every old vertex, as well as between every pair of new vertices. This process is repeated until the treatment and the outcome are no longer connected by solid or dashed bidirected edges. When this occurs, variables other than  $X$  and  $Y$  in the working graph form a sufficient adjustment set.

Figure 1 illustrates the iterative graph expansion when the underlying causal graph (the leftmost graph) is a “butterfly” (Ding and Miratrix, 2015). In the first iteration, the algorithm expands the potential bidirected edge  $X \leftrightarrow Y$  with primary adjustment set  $\{B\}$ . This removes  $X \leftrightarrow Y$ , but at the same time creates two more potential bidirected edges,  $B \leftrightarrow X$  and  $B \leftrightarrow Y$ . The second iteration of the algorithm expands  $B \leftrightarrow Y$  by further adding  $\{D\}$  to the graph, which creates three more potential bidirected edges,  $D \leftrightarrow X$ ,  $D \leftrightarrow Y$ , and  $D \leftrightarrow B$ . The next iteration simply removes  $D \leftrightarrow Y$ , as there is no confounding between  $D$  and  $Y$ . This leads to the rightmost graph, where  $X$  and  $Y$  are not connected by bidirected edges. Hence, the algorithm returns  $\{B, D\}$  as a sufficient adjustment set. Similarly, the set  $\{B, C\}$  can also be identified as a sufficient adjustment set through another sequence of expansions. In fact,  $\{B, C\}$  and  $\{B, D\}$  are the only two minimal sufficient adjustment sets in this example, and  $\{B, D\}$  is the so-called efficient adjustment set (Rotnitzky and Smucler, 2020; Henckel, Perković and Maathuis, 2022). More examples are given in Section 6 and Appendix D.

Compared to existing methods for confounder selection, such as directly applying the back-door criterion, the iterative graph expansion procedure has several advantages. First of all, it makes structural queries “economically” in the sense that only so much information needed for confounder selection is elicited from the user. All other information, including the presence or absence of directed edges among the confounders, is never requested. Second, familiarity with causal graphs (such as how to apply d-separation) is not required to deploy the procedure; the user is only expected to identify common causes and mediators. Finally, we show that this procedure is sound and complete in the following sense: if all the primary adjustment sets specified by the user are indeed primary, then every adjustment set identified by the procedure is sufficient; further, if the user correctly specifies all the minimal primary adjustment sets in each step, then every minimal sufficient adjustment set will be identified by the procedure. To facilitate the use of our procedure, we provide a Shiny web application accessible from <https://ricguo.shinyapps.io/InteractiveConfSel/>.

It is worth mentioning that there are other proposals in the literature for confounder selection that only require partial knowledge about the causal graph, including, notably, the *disjunctive cause criterion* due to VanderWeele and Shpitser (2011); see also VanderWeele (2019) for its variants. The disjunctive cause criterion selects all the observed pre-treatment covariates that are ancestors (i.e. direct or indirect causes) of the treatment, the outcome or both. VanderWeele and Shpitser (2011) showed that this adjustment set is sufficient whenever the set of observed pre-treatment covariates contains any sufficient adjustment set as a subset; see also Richardson, Robins and Wang (2018); Guo, Lundborg and Zhao (2022). While this criterion can be useful when data has already been collected and domain knowledge is scarce, verifying the assumption that the set of collected covariates contains a sufficient adjustment set can be as difficult as the task of confounder selection itself. Moreover, the disjunctive cause criterion and many other existing proposals require pre-specifying the set of observed covariates. As such, they are not best suited for designing an observational study, where the primary goal is to determine what data need to be collected. Finally, to the best of our knowledge, all the existing methods for confounder selection are “static” — they cannot learn from the user in an interactive way.

**1.2. Other contributions and organization of this paper.** The iterative graph expansion procedure is built on several conceptual and technical novelties, summarized as follows.

First, we provide a definition of *confounding path*, the symmetric structure that induces confounding between two variables. Specifically, a path between  $A$  to  $B$  is called *confounding* if it has two endpoint arrowheads. This allows us to symmetrize Pearl’s back-door criterion and reduce the task of confounder selection to blocking all confounding paths between

the treatment and the outcome. The notion of a confounding *path* complements earlier efforts in the literature towards properly defining a *confounder*, or more precisely, a confounding *variable*. VanderWeele and Shpitser (2013) reviewed several popular notions of confounders and showed that none of them is satisfactory. They further provided an alternative definition: a confounder is a pre-exposure covariate  $C$  for which there exists a set of other covariates  $S$  such that  $(S, C)$  is a sufficient adjustment set but no proper subset of  $(S, C)$  is sufficient. However, this definition does not lead to a practical procedure for selecting confounders.

Second, we adopt the notion of *confounding arcs* from Pearl (2009, Section 3.5) and provide a concrete definition: a confounding arc is a confounding path with no colliders. It is easy to see that every confounding path can be decomposed into one or more confounding arcs. Importantly, when a set of covariates block a confounding arc, all of its supersets also block the same arc. Yet, the same property does not hold for confounding paths consisting of more than one confounding arc. Nevertheless, we show that, by iteratively blocking confounding arcs, we can eventually block all the confounding paths between the treatment and the outcome.

Third, we introduce a *district criterion* for confounder selection, which posits that a set  $S$  is an adjustment set if  $X$  and  $Y$  are in different “districts” in the marginal graph over  $S \cup \{X, Y\}$ . This is equivalent to the symmetric back-door criterion but can be easier to check in practice.

Finally, to develop our procedure and prove its soundness and completeness, we introduce a set of refined m-connection/separation relations, along with a set of notation, to reason about confounding paths and arcs. As with the usual m-connection (Richardson, 2003), we show that these relations are preserved by marginalization.

The rest of this paper is organized as follows. In Section 2, we introduce some preliminaries on causal graphical models, including some basic graphical terms, m-separation and marginalization. In Section 3, we introduce confounding paths and confounding arcs, with which we formulate a symmetric version of the back-door criterion. We study the properties of some refined m-connections in Section 4. We show that marginalization preserves connections by confounding paths (Theorem 2), which then leads to the district criterion (Section 4.2). We present our iterative graph expansion procedure in Section 5. When the user acts like an oracle and answers all queries about primary adjustment sets correctly, our procedure is shown to be both sound and complete (Theorem 4). Practical considerations and subroutines needed for the procedure are studied in Sections 5.3 and 5.4. We conclude with some discussion in Section 7. A more complex example is provided in Section 6 to illustrate the iterative graph expansion procedure. Proofs and other supplementary materials can be found in the appendices.

## 2. Preliminaries of causal graphical models.

**2.1. Basic graphical concepts.** A *directed mixed graph*  $\mathcal{G} = (V, \mathcal{D}, \mathcal{B})$  is a graph over a finite vertex set  $V$  that consists of two types of edges, directed edges  $\mathcal{D} \subseteq V \times V$  and bidirected edges  $\mathcal{B} \subseteq V \times V$ . Each vertex in  $V$  represents a random variable. We write  $A \rightarrow B$  for a directed edge  $(A, B) \in \mathcal{D}$  and  $A \leftrightarrow B$  for a bidirected edge  $(A, B) \in \mathcal{B}$  (and hence also  $(B, A) \in \mathcal{B}$ ). A maximal set of vertices connected by bidirected edges is called a *district*. Between two vertices  $A, B \in V$ , we allow the existence of both a directed edge and a bidirected edge. A *directed cycle* is a sequence of directed edges  $v_1 \rightarrow \dots \rightarrow v_l \rightarrow v_1$  with  $l > 1$ . If  $\mathcal{G}$  contains no directed cycle, we call  $\mathcal{G}$  an *acyclic directed mixed graph* (ADMG). Further, if  $\mathcal{G}$  contains no bidirected edge, we call it a *directed acyclic graph* (DAG).

A *walk* is a sequence of adjacent edges of any type or orientation. If all vertices on a walk are distinct, we say it is a *path*. For ADMGs, it is necessary to specify a walk or path as a

sequence of edges instead of vertices, as there may exist both directed and bidirected edges between two vertices. A walk or path is directed if it is formed of directed edges pointing in the same direction.

For any walk  $\pi$ , a non-endpoint vertex  $A$  is said to be a *collider* on  $\pi$  if both the edges before and after  $A$  have an arrowhead pointing to  $A$ , or in other words, if  $\pi$  contains  $\rightarrow A \leftarrow$ ,  $\rightarrow A \leftrightarrow$ ,  $\leftrightarrow A \leftarrow$  or  $\leftrightarrow A \leftrightarrow$ . Note that a vertex can be a collider on one path and a non-collider on another path. We use a squiggly line ( $\rightsquigarrow$ ) to signify that a given walk or path contains no collider and we call such a walk or path an *arc*; some authors use *trek* to describe the same concept (Spirites, Glymour and Scheines, 1993; Sullivant, Talaska and Draisma, 2010). An arc can be further specified by the arrowhead or tail added to the squiggly line. A directed path from  $A$  to  $B$  is written as  $A \rightsquigarrow B$  or  $B \leftarrow\!\!\!\sim A$ . A path from  $A$  to  $B$  with no colliders and two endpoint arrowheads is called a *confounding arc* and written as  $A \leftrightarrow\!\!\!\sim B$ . We use a half-arrowhead to indicate that the endpoint can be either an arrowhead or a tail. For example,  $A \rightsquigarrow\!\!\! B$  means the path is either  $A \rightsquigarrow B$  or  $A \leftrightarrow\!\!\!\sim B$ .

We adopt the common familial terminologies for graphical models. A vertex  $A$  is said to be a *parent* of another vertex  $B$  and  $B$  a *child* of  $A$  in the ADMG  $\mathcal{G}$  if  $\mathcal{G}$  contains  $A \rightarrow B$ ; and  $A$  is said to be an *ancestor* of  $B$  and  $B$  a *descendant* of  $A$  if  $\mathcal{G}$  contains  $A \rightsquigarrow B$ . (This differs from the convention that  $A$  is considered both an ancestor and a descendant of itself used by many authors.) With these relations, we define sets  $\text{pa}_{\mathcal{G}}(v)$ ,  $\text{ch}_{\mathcal{G}}(v)$ ,  $\text{an}_{\mathcal{G}}(v)$ ,  $\text{de}_{\mathcal{G}}(v)$  for a vertex  $v \in V$  and extend these definitions to a vertex set  $A \subseteq V$  disjunctively, e.g.,  $\text{pa}_{\mathcal{G}}(A) := \bigcup_{v \in A} \text{pa}_{\mathcal{G}}(v)$ ,  $\text{ch}_{\mathcal{G}}(A) := \bigcup_{v \in A} \text{ch}_{\mathcal{G}}(v)$ , etc. Additionally, we let  $\text{an}_{\mathcal{G}}(A) := \text{an}_{\mathcal{G}}(A) \cup A$ . The subscript  $\mathcal{G}$  is often omitted when it is clear from the context.

**2.2. *m*-separation.** Introduced by Richardson (2003), *m*-separation extends the d-separation criterion for conditional independence in DAGs (Pearl, 1988) to ADMGs. To introduce this concept, we say a *path* in an ADMG  $\mathcal{G}$  is (*ancestrally*) *blocked* by  $C \subseteq V$  if there exists a non-collider on the path that is in  $C$  or a collider on the path that is in  $C$  or has a descendant in  $C$ . This is the usual notion of blocking in the literature (Pearl, 1988). Later in the article, we will introduce a slightly different notion of blocking that does not depend on the ambient graph and will refer to this conventional notion as ancestral blocking.

For disjoint sets  $A, B, C \subseteq V$ , if there exists a path in  $\mathcal{G}$  from any vertex in  $A$  to any vertex in  $B$  not (ancestrally) blocked given  $C$ , we say  $A$  and  $B$  are *m-connected* in  $\mathcal{G}$  given  $C$  and denote it by  $A \rightsquigarrow\!\!\! * \leftarrow\!\!\!\sim B \mid C$  in  $\mathcal{G}$ ; otherwise if all paths from  $A$  to  $B$  are (ancestrally) blocked by  $C$ , we say  $A$  and  $B$  are *m-separated* by  $C$  in  $\mathcal{G}$  and denote it by **not**  $A \rightsquigarrow\!\!\! * \leftarrow\!\!\!\sim B \mid C$  in  $\mathcal{G}$ . While some authors use the independence symbol ' $\perp\!\!\!\perp$ ' to denote *m*-separation, our notation more clearly describes the *type* of the underlying path: (1) the half-arrowheads indicate that both endpoints are unrestricted in terms of arrowhead or tail; (2) the wildcard character '\*' means the path can have zero, one or several colliders. As such,  $A \rightsquigarrow\!\!\! * \leftarrow\!\!\!\sim B$  refers to all paths from  $A$  to  $B$ . The advantages of this notation will become clearer in Sections 3 and 4.

**2.3. Graph marginalization.** In many cases, a graph can contain variables that are not observed (or observable<sup>1</sup>) and it is convenient to contemplate the *marginal graph* that describes the marginal distribution of the observed variables; this process is often referred to as *latent projection* in the literature (Pearl and Verma, 1991). Let  $\mathcal{G} = (V, \mathcal{D}, \mathcal{B})$  be an ADMG and let  $V = \tilde{V} \cup U$  be a partition (so  $\tilde{V} \cap U = \emptyset$ ). The marginalization of  $\mathcal{G}$  onto  $\tilde{V}$  is the ADMG  $\mathcal{G}(\tilde{V}) = (\tilde{V}, \tilde{\mathcal{D}}, \tilde{\mathcal{B}})$  with directed and bidirected edges given by

<sup>1</sup>We say a variable is *observed* if the variable has been measured and recorded, and we say a variable is *observable* if the variable can be measured. Typically, the former notion is used when analyzing a study and the latter when designing a study. For convenience, we do not differentiate the two and use "observed" throughout.



- $A \longrightarrow B$  in  $\mathcal{G}(\tilde{V})$  if there exists a directed path in  $\mathcal{G}$  on which all the non-endpoint vertices are in  $U$  (such paths are denoted as  $A \overset{\text{via } U}{\rightsquigarrow} B$ ), and
- $A \longleftrightarrow B$  in  $\mathcal{G}(\tilde{V})$  if there exists a path from  $A$  to  $B$  such that the path has two endpoint arrowheads and no colliders and has all the non-endpoint vertices in  $U$  (such paths are denoted as  $A \overset{\text{via } U}{\longleftrightarrow} B$ ).

Trivially,  $A \longrightarrow B$  in  $\mathcal{G}$  implies  $A \longrightarrow B$  in  $\mathcal{G}(\tilde{V})$  and  $A \longleftrightarrow B$  in  $\mathcal{G}$  implies  $A \longleftrightarrow B$  in  $\mathcal{G}(\tilde{V})$ . Using the squiggly line notation, marginalization can be compactly defined as

$$A \left\{ \begin{array}{c} \longrightarrow \\ \longleftarrow \\ \longleftrightarrow \end{array} \right\} B \text{ in } \mathcal{G}(\tilde{V}) \iff A \left\{ \begin{array}{c} \overset{\text{via } U}{\rightsquigarrow} \\ \overset{\text{via } U}{\longleftrightarrow} \\ \overset{\text{via } U}{\longleftrightarrow} \end{array} \right\} B \text{ in } \mathcal{G}.$$

It follows from this definition that marginalization preserves acyclicity. It is well-known that m-separation is preserved by marginalization (Verma and Pearl, 1990; Evans, 2018): for disjoint  $A, B, C \subset \tilde{V}$ , we have

$$A \overset{\text{via } U}{\rightsquigarrow} * \overset{\text{via } U}{\longleftrightarrow} B \mid C \text{ in } \mathcal{G}(\tilde{V}) \iff A \overset{\text{via } U}{\rightsquigarrow} * \overset{\text{via } U}{\longleftrightarrow} B \mid C \text{ in } \mathcal{G}.$$

In Section 4, we strengthen this result by showing that marginalization also preserves some refined forms of m-connections.

A central problem in causal inference is to identify the causal effect of a treatment variable  $X$  on an outcome variable  $Y$  under the causal model represented by an ADMG  $\mathcal{G}$ . The most widely used approach is to adjust for a set of variables  $S$  that controls for confounding. Under a standard causal graphical model (see below), a set  $S \subseteq V \setminus \{X, Y\}$  is guaranteed to control for confounding if it satisfies the *back-door criterion* (Pearl, 1993) on  $\mathcal{G}$ :

1.  $S$  contains no descendant of  $X$ , and
- (1) 2. there is no m-connected path from  $X$  to  $Y$  given  $S$  with an arrowhead into  $X$ .

Further, Shpitser, VanderWeele and Robins (2010, Theorem 5) showed that this criterion is complete in the following sense: given any set  $S' \subseteq V \setminus \{X, Y\}$  that controls for confounding under the causal model represented by  $\mathcal{G}$ , the set  $S' \setminus \text{de}(X)$  must satisfy the back-door criterion. Because set  $S' \setminus \text{de}(X)$  is no bigger than  $S'$  and also controls for confounding, it suffices to only consider those  $S$  that do not contain descendants of  $X$ . We will stick to this convention for the rest of this paper.

**2.4. Causal models.** Heuristically, a directed edge  $A \longrightarrow B$  signifies the presence of a *direct* causal effect of  $A$  on  $B$  that is not mediated by other variables in the graph. A bidirected edge  $A \longleftrightarrow B$  signifies the presence of *exogenous correlation* — a basic form of unmeasured *confounding* — between  $A$  and  $B$  that cannot be explained away by other variables in the graph; this is closely related to the concept of endogeneity in the econometrics literature (Engle, Hendry and Richard, 1983). Formally, a causal model can be defined on ADMGs using the potential outcomes language and unconfoundedness is often defined as the following conditional independence (Rosenbaum and Rubin, 1983b):

$$(2) \quad X \perp\!\!\!\perp Y(x) \mid S \quad \text{for all } x,$$

where  $Y(x)$  is the potential outcome of  $Y$  when  $X$  is set to  $x$ . The single-world intervention graph provides an easy way to check conditional independence involving potential outcomes; in fact, the back-door criterion is equivalent to m-separation in the single-world intervention graph (Richardson and Robins, 2013). As our main contribution is graphical, we will refrain from further discussion and refer the reader to Shpitser, Richardson and Robins (2022) and Zhao (2025) for recent work on causal models associated with ADMGs.

**3. Confounding paths, confounding arcs and sufficient adjustment sets.** Despite the well-established notion of unconfoundedness as the conditional independence in (2), it may come as a surprise that giving a positive definition of a confounding variable is more difficult. This difficulty arises partly due to the lack of monotonicity of unconfoundedness — a set controls for confounding but its superset may not.

In this section, we reformulate Pearl’s back-door criterion symmetrically in terms of confounding paths, which are structures in the graph that induce confounding between the two endpoints. This allows us to shift the consideration of confounding from vertices to edges and paths in the graph.

**DEFINITION 1.** Consider an ADMG  $\mathcal{G}$  over a vertex set  $V$ . For distinct  $A, B \in V$ , let  $\mathcal{P}[A \rightsquigarrow * \leftarrow B \text{ in } \mathcal{G}]$  denote the set of all paths between  $A$  and  $B$  in  $\mathcal{G}$ , and  $\mathcal{P}[A \rightsquigarrow B \text{ in } \mathcal{G}]$  denote the subset of all directed paths from  $A$  to  $B$ . Define the set of *confounding paths* between  $A$  and  $B$  in  $\mathcal{G}$  as

$$\mathcal{P}[A \rightleftarrows * \rightleftarrows B \text{ in } \mathcal{G}] := \{\pi \in \mathcal{P}[A \rightsquigarrow * \leftarrow B \text{ in } \mathcal{G}] : \pi \text{ has two endpoint arrowheads}\}.$$

Those confounding paths without colliders are called *confounding arcs*:

$$\mathcal{P}[A \rightleftarrows B \text{ in } \mathcal{G}] := \{\pi \in \mathcal{P}[A \rightleftarrows * \rightleftarrows B \text{ in } \mathcal{G}] : \pi \text{ has no collider}\}.$$

A confounding arc immediately induces *non-causal* association between the endpoints when none of its non-endpoint vertices are conditioned on. A confounding arc between  $A$  and  $B$  is of the form

$$A \rightleftarrows U_1 \rightsquigarrow B \quad \text{or} \quad A \rightleftarrows U_1 \longleftrightarrow U_2 \rightsquigarrow B.$$

As our notation ‘ $\rightleftarrows * \rightleftarrows$ ’ suggests, a confounding path is either a confounding arc or a concatenation of multiple confounding arcs. In the latter case, the confounding path may induce non-causal association when all the colliders (or their descendants) on the path are conditioned on. See also Zhao (2024) for a systematic treatment of these graphical concepts using a matrix algebra on the set of walks in  $\mathcal{G}$ .

To further distinguish different types of paths that are ancestrally unblocked given a set  $C$  (see Section 2.2), we adopt the following notation.

**DEFINITION 2.** For distinct  $A, B \in V$  and  $C \subseteq V \setminus \{A, B\}$ , denote

$$\mathcal{P}[A \cdots B \mid_a C \text{ in } \mathcal{G}] = \{\pi \in \mathcal{P}_{\mathcal{G}}[A \cdots B \text{ in } \mathcal{G}] : \pi \text{ is ancestrally unblocked given } C\},$$

where ‘ $\cdots$ ’ can be ‘ $\rightsquigarrow$ ’, ‘ $\leftarrow$ ’, ‘ $\rightleftarrows * \rightleftarrows$ ’, ‘ $\rightleftarrows * \rightleftarrows$ ’, etc.

We often omit “in  $\mathcal{G}$ ” from our notation when the graph  $\mathcal{G}$  is clear from the context. The subscript “ $a$ ” in  $\mid_a$  is used to emphasize that we are considering the conventional notion of (ancestral) blocking, where a vertex can unblock a path if the path contains a collider that is not the vertex but the vertex’s ancestor. We will consider a slightly different notion of blocking that does not permit this; see Definition 5 below.

**REMARK 1.** Note that conditioning on the empty set changes the meaning of our notation when the collection of paths may contain colliders. For a given ADMG  $\mathcal{G}$  and  $A, B, C$  in Definition 2, we have

$$(3) \quad \mathcal{P}[A \rightleftarrows B \mid_a C] \subseteq \mathcal{P}[A \rightleftarrows * \rightleftarrows B \mid_a C].$$

When no variable is conditioned on, an unblocked (confounding) path must be a (confounding) arc:

$$\begin{aligned}\mathcal{P}[A \rightsquigarrow * \rightsquigarrow B \mid_a \emptyset] &= \mathcal{P}[A \rightsquigarrow B \mid_a \emptyset] = \mathcal{P}[A \rightsquigarrow B] \neq \mathcal{P}[A \rightsquigarrow * \rightsquigarrow B], \\ \mathcal{P}[A \rightsquigarrow * \rightsquigarrow B \mid_a \emptyset] &= \mathcal{P}[A \rightsquigarrow B \mid_a \emptyset] = \mathcal{P}[A \rightsquigarrow B] \neq \mathcal{P}[A \rightsquigarrow * \rightsquigarrow B].\end{aligned}$$

In other words, conditioning on  $\emptyset$  means that the unblocked paths cannot contain colliders.

Recall that in Section 2 we write the relation “ $A$  and  $B$  are m-connected given  $C$ ” as

$$A \rightsquigarrow * \rightsquigarrow B \mid C \iff \mathcal{P}[A \rightsquigarrow * \rightsquigarrow B \mid_a C] \neq \emptyset,$$

and the relation “ $A$  and  $B$  are m-separated given  $C$ ” as

$$\text{not } A \rightsquigarrow * \rightsquigarrow B \mid C \iff \mathcal{P}[A \rightsquigarrow * \rightsquigarrow B \mid_a C] = \emptyset.$$

Similarly, we define the following relations using other types of paths.

**DEFINITION 3.** Let  $\mathcal{G}$  be an ADMG over vertex set  $V$ . For any distinct  $A, B \in V$  and  $C \subseteq V \setminus \{A, B\}$ , we write

$$A \left\{ \begin{array}{c} \rightsquigarrow \\ \rightsquigarrow \\ \rightsquigarrow * \rightsquigarrow \end{array} \right\} B \mid C \text{ in } \mathcal{G} \iff \mathcal{P} \left[ A \left\{ \begin{array}{c} \rightsquigarrow \\ \rightsquigarrow \\ \rightsquigarrow * \rightsquigarrow \end{array} \right\} B \mid_a C \text{ in } \mathcal{G} \right] \neq \emptyset$$

and

$$\text{not } A \left\{ \begin{array}{c} \rightsquigarrow \\ \rightsquigarrow \\ \rightsquigarrow * \rightsquigarrow \end{array} \right\} B \mid C \text{ in } \mathcal{G} \iff \mathcal{P} \left[ A \left\{ \begin{array}{c} \rightsquigarrow \\ \rightsquigarrow \\ \rightsquigarrow * \rightsquigarrow \end{array} \right\} B \mid_a C \text{ in } \mathcal{G} \right] = \emptyset.$$

Note that the relations above pertaining to ‘ $\rightsquigarrow$ ’ and ‘ $\rightsquigarrow * \rightsquigarrow$ ’ are symmetric in  $A$  and  $B$ ; these relations satisfy certain graphoid-like properties as discussed in Appendix C. The next result directly follows from definition.

**LEMMA 1 (Monotonicity of unblocked arcs).** Let  $\mathcal{G}$  be an ADMG over vertex set  $V$ . For  $\tilde{C} \subseteq C \subseteq V \setminus \{A, B\}$ , we have

$$\begin{aligned}A \rightsquigarrow B \mid C \text{ in } \mathcal{G} &\implies A \rightsquigarrow B \mid \tilde{C} \text{ in } \mathcal{G}, \\ A \rightsquigarrow * \rightsquigarrow B \mid C \text{ in } \mathcal{G} &\implies A \rightsquigarrow * \rightsquigarrow B \mid \tilde{C} \text{ in } \mathcal{G}.\end{aligned}$$

It is well known that such monotonicity is not true for blocking confounding paths; a famous counter-example is the M-bias graph (Greenland, Pearl and Robins, 1999).

Next, we offer our definition of a sufficient adjustment set that is symmetric in  $X$  and  $Y$ .

**DEFINITION 4 (Adjustment set).** Let  $\mathcal{G}$  be an ADMG over vertex set  $V$ . For distinct  $X, Y \in V$ , we say  $S \subseteq V \setminus \{X, Y\}$  is an *adjustment set* for  $X$  and  $Y$  if it contains no descendants of  $X$  or  $Y$ , namely,

$$\text{not } X \rightsquigarrow S \text{ in } \mathcal{G} \quad \text{and} \quad \text{not } Y \rightsquigarrow S \text{ in } \mathcal{G}.$$

We say an adjustment set  $S$  is *sufficient* if

$$\text{not } X \rightsquigarrow * \rightsquigarrow Y \mid S \text{ in } \mathcal{G}.$$

Moreover, we say a sufficient adjustment set  $S$  is *minimal* if none of its proper subsets is also sufficient.



**THEOREM 1 (Symmetric back-door criterion).** *Let  $\mathcal{G}$  be an ADMG over vertex set  $V$  and consider distinct vertices  $X, Y \in V$ . If  $X \rightsquigarrow Y$  in  $\mathcal{G}$ , then  $S$  is a sufficient adjustment set for  $X$  and  $Y$  if and only if  $S$  satisfies the back-door criterion in (1).*

Theorem 1 shows that our definition is equivalent to Pearl’s back-door criterion given a very mild assumption that imposes the causal direction. In view of this, confounder selection boils down to finding an adjustment set  $S$  that blocks all the confounding paths ‘ $\leftarrow * \leftarrow$ ’ between  $X$  and  $Y$ ; thus  $S$  necessarily blocks all confounding arcs ‘ $X \leftarrow Y$ ’. However, due to the monotonicity property (Lemma 1), blocking confounding arcs is considerably easier than blocking confounding paths — expanding  $S$  does not introduce new unblocked confounding arcs but can introduce new unblocked confounding paths due to colliders. This observation motivates our procedure in Section 5 that blocks confounding paths by iteratively blocking confounding arcs.

**REMARK 2.** Our notion of adjustment set and back-door criterion is symmetric in  $X$  and  $Y$ . This is made possible by excluding descendants of  $X$  or  $Y$  in adjustment sets. This requirement is essential in the graph expansion algorithm below to avoid inquiring the causal direction between variables in the adjustment set. In principle, there may exist a set of covariates that contain certain descendants of  $X$  (that do not lie on  $X \rightsquigarrow Y$ ) that can also control for confounding — such a set can be called a “generalized adjustment set” (see Shpitser, VanderWeele and Robins, 2010; Perković et al., 2015). Yet, descendants of  $X$  are unnecessary to adjust for (rarely seen in practice) and they are also prohibited in Pearl’s back-door criterion.

**4. Properties of graph connections/separations.** Our approach to confounder selection is based on iterative graph expansion, a process that inverts a sequence of graph marginalizations. Thus, it is important to understand how confounding paths behave under marginalization. In fact, similar to the ordinary m-connection/separation, the relations in Definition 2 (connections via directed paths, confounding arcs, and confounding paths) are also preserved by marginalization.

**THEOREM 2.** *Let  $\mathcal{G}$  be an ADMG over vertex set  $V$ . For any distinct  $A, B \in V$ ,  $C \subseteq V \setminus \{A, B\}$ , and vertex set  $\tilde{V}$  such that  $\{A, B\} \cup C \subseteq \tilde{V} \subseteq V$ , we have*

$$A \left\{ \begin{array}{c} \rightsquigarrow \\ \leftarrow \\ \leftarrow * \leftarrow \\ \leftarrow * \leftarrow \end{array} \right\} B \mid C \text{ in } \mathcal{G} \iff A \left\{ \begin{array}{c} \rightsquigarrow \\ \leftarrow \\ \leftarrow * \leftarrow \\ \leftarrow * \leftarrow \end{array} \right\} B \mid C \text{ in } \mathcal{G}(\tilde{V}).$$

This immediately implies the next result.

**COROLLARY 1.** *Let  $\mathcal{G}, \mathcal{G}'$  be two marginal graphs of the same ADMG onto different subsets of vertices. For distinct vertices  $A, B$  and vertex set  $C$  ( $C \cap \{A, B\} = \emptyset$ ) that exist on both graphs, we have*

$$A \left\{ \begin{array}{c} \rightsquigarrow \\ \leftarrow \\ \leftarrow * \leftarrow \\ \leftarrow * \leftarrow \end{array} \right\} B \mid C \text{ in } \mathcal{G} \iff A \left\{ \begin{array}{c} \rightsquigarrow \\ \leftarrow \\ \leftarrow * \leftarrow \\ \leftarrow * \leftarrow \end{array} \right\} B \mid C \text{ in } \mathcal{G}'.$$

**REMARK 3.** Theorem 2 can be further strengthened as follows: connections by arcs (i.e., without colliders) are preserved in marginalization with matching endpoint arrowheads and

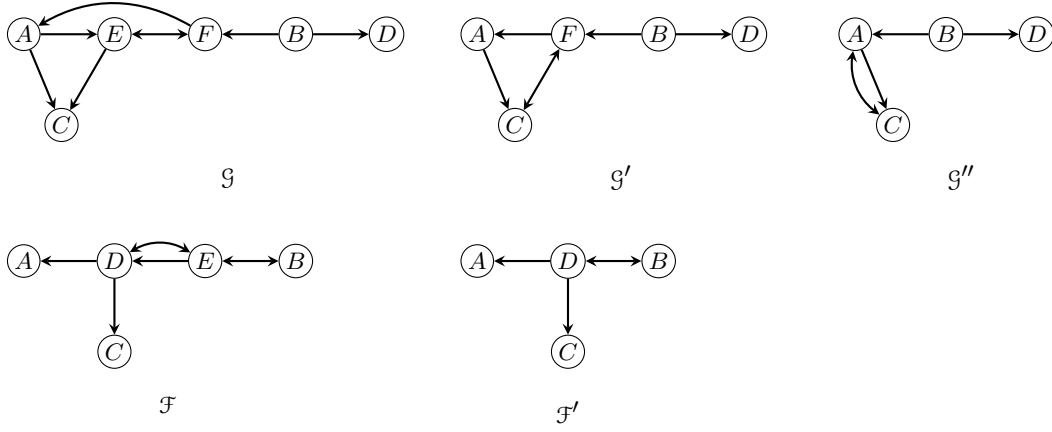


Fig 2:  $\mathcal{G}'$  is a marginal of  $\mathcal{G}$  and  $\mathcal{G}''$  is a further marginalization of  $\mathcal{G}'$ ;  $\mathcal{F}'$  is a marginal of  $\mathcal{F}$ .

tails; connections by general paths are also preserved by marginalization, but only *endpoint arrowheads* are preserved. This means that, for example, the following implication with only matching endpoint arrowheads is true (this can be seen from our proof of Theorem 2):

$$\mathcal{P}[A \rightsquigarrow * \leftarrow B \mid_a C \text{ in } \mathcal{G}] \neq \emptyset \implies \mathcal{P}[A \rightsquigarrow * \leftarrow B \mid_a C \text{ in } \mathcal{G}(\tilde{V})] \neq \emptyset,$$

but, in general,

$$\mathcal{P}[A \rightsquigarrow * \leftarrow B \mid_a C \text{ in } \mathcal{G}] \neq \emptyset \not\Rightarrow \mathcal{P}[A \rightsquigarrow * \leftarrow B \mid_a C \text{ in } \mathcal{G}(\tilde{V})] \neq \emptyset.$$

To illustrate the last point, consider Fig. 2, where  $\mathcal{G}'$ ,  $\mathcal{G}''$  are successive marginals of  $\mathcal{G}$ , and  $\mathcal{F}'$  is a marginal graph of  $\mathcal{F}$ . We have the following observations:

(i) The statement

$$\mathcal{P}[A \rightsquigarrow * \leftarrow B \mid_a C] \neq \emptyset$$

holds in  $\mathcal{G}$  (path  $A \rightarrow E \leftrightarrow F \leftarrow B$ ) and  $\mathcal{G}'$  (path  $A \rightarrow C \leftrightarrow F \leftarrow B$ ) but not in  $\mathcal{G}''$ .

(ii) The statement

$$\mathcal{P}[A \rightsquigarrow * \leftarrow D \mid_a C] \neq \emptyset$$

holds in  $\mathcal{G}$  (path  $A \rightarrow E \leftrightarrow F \leftarrow B \rightarrow D$ ) and  $\mathcal{G}'$  (path  $A \rightarrow C \leftrightarrow F \leftarrow B \rightarrow D$ ), but not in  $\mathcal{G}''$ . Instead,  $\mathcal{P}[A \rightsquigarrow * \leftarrow D \mid_a C] \neq \emptyset$  holds in  $\mathcal{G}''$  (path  $A \leftarrow B \rightarrow D$ ).

(iii) With wildcard '+' denoting one or more colliders, the statement

$$\mathcal{P}[A \rightsquigarrow + \leftarrow B \mid_a C] \neq \emptyset$$

holds in  $\mathcal{F}$  (path  $A \leftarrow D \leftrightarrow E \leftrightarrow B$ ) but not in  $\mathcal{F}'$ .

**4.1. Proof of Theorem 2.** We prove Theorem 2 by re-characterizing these relations using unblocked *simple walks* with a slightly different notion of blocking, denoted as  $\mathcal{W}^s(\cdot \mid \cdot)$ . In particular, the first equivalence in Theorem 2 follows from Lemmas 2 and 3 below via the following equivalence diagram (denote  $\tilde{\mathcal{G}} := \mathcal{G}(\tilde{V})$ ):

$$\begin{array}{ccccc} A \rightsquigarrow B \mid C \text{ in } \mathcal{G} & \xLeftrightarrow{\text{Def. 3}} & \mathcal{P}[A \rightsquigarrow B \mid_a C \text{ in } \mathcal{G}] \neq \emptyset & \xLeftrightarrow{\text{Lem. 2}} & \mathcal{W}^s[A \rightsquigarrow B \mid C \text{ in } \mathcal{G}] \neq \emptyset \\ & & & & \updownarrow \text{Lem. 3} \\ A \rightsquigarrow B \mid C \text{ in } \tilde{\mathcal{G}} & \xLeftrightarrow{\text{Def. 3}} & \mathcal{P}[A \rightsquigarrow B \mid_a C \text{ in } \tilde{\mathcal{G}}] \neq \emptyset & \xLeftrightarrow{\text{Lem. 2}} & \mathcal{W}^s[A \rightsquigarrow B \mid C \text{ in } \tilde{\mathcal{G}}] \neq \emptyset. \end{array}$$

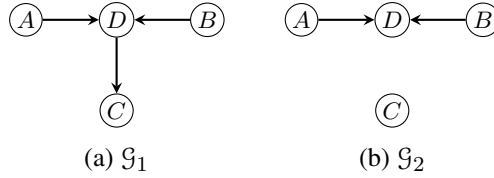


Fig 3: The difference between blocking and ancestral blocking.

Here,  $\mathcal{W}^s[A \rightsquigarrow B \mid C \text{ in } \mathcal{G}]$  is the collection of all simple unblocked directed walks from  $A$  to  $B$  given  $C$ . Recall that a walk is a sequence of adjacent edges of any type or orientation; the notions of (non-ancestral) blocking and simple walks will be introduced shortly. All other equivalences in Theorem 2 can be proved in exactly the same way.

We briefly explain why reasoning with walks instead of paths simplifies the proof. Given a path with colliders, one may have to look beyond the path to determine whether it is ancestrally blocked. That is, the notion of ancestrally blocked paths is *relative* to the graph: the same path may be ancestrally blocked in one graph but not blocked in another. For example, in Figure 3, the path  $A \rightarrow D \leftarrow B$  is not ancestrally blocked given  $C$  in  $\mathcal{G}_1$  but ancestrally blocked given  $C$  in  $\mathcal{G}_2$ . This issue can be avoided by using a slightly different notion of blocking that does not involve the descendants of any collider. This notion of blocking is used in the well-known Bayes ball algorithm (Shachter, 1998); see also van der Zander, Liśkiewicz and Textor (2019).

**DEFINITION 5 (Blocked walk).** A walk is said to be *blocked* given a vertex set  $C$  if there exists a non-collider on the walk contained in  $C$  or a collider on the walk not contained in  $C$ .

Thus in Figure 3, the walk  $A \rightarrow D \leftarrow B$  is blocked given  $C$  in both  $\mathcal{G}_1$  and  $\mathcal{G}_2$ . Yet, the walk  $A \rightarrow D \rightarrow C \leftarrow D \leftarrow B$  (present in  $\mathcal{G}_1$  but not in  $\mathcal{G}_2$ ) is not blocked given  $C$ , irrespective of the graph that the walk resides in.

Let  $\mathcal{W}[A \rightsquigarrow * \rightsquigarrow B \mid C \text{ in } \mathcal{G}]$  denote all unblocked walks from  $A$  to  $B$  given  $C$  in an ADMG  $\mathcal{G}$ . Other types of unblocked walks are defined in a similar way. Specifically, we write

$$\mathcal{W}[A \rightsquigarrow * \rightsquigarrow B \mid C] := \{\pi \in \mathcal{W}[A \rightsquigarrow * \rightsquigarrow B \mid C] : \pi \text{ has two endpoint arrowheads}\},$$

$$\mathcal{W}[A \rightsquigarrow B \mid C] := \{\pi \in \mathcal{W}[A \rightsquigarrow * \rightsquigarrow B \mid C] : \pi \text{ has no collider}\}.$$

Note that  $\mathcal{P}[A \rightsquigarrow B \mid_a C] \subseteq \mathcal{W}[A \rightsquigarrow B \mid C]$  is true because confounding arcs have no colliders, but  $\mathcal{P}[A \rightsquigarrow * \rightsquigarrow B \mid_a C] \not\subseteq \mathcal{W}[A \rightsquigarrow * \rightsquigarrow B \mid C]$  due to the different notions of blocking being applied. Nevertheless, it is shown below that the existence of ancestrally unblocked paths, as one may expect, is equivalent to the existence of unblocked walks.

Since we are interested in the preservation of endpoint arrowheads by marginalization, we will focus on *simple walks*; see Remark 4 below.

**DEFINITION 6.** A walk is *simple* if its endpoints are visited only once by the walk.

An anonymous referee pointed out that the proof below would still go through if it is further required that a simple walk contains no repeated edge in the same direction (in which case the walk must have finite length).

We add a superscript ‘ $s$ ’ to  $\mathcal{W}[\dots]$  to indicate that only simple walks are considered. For example,  $\mathcal{W}^s[A \rightsquigarrow * \rightsquigarrow B \mid C \text{ in } \mathcal{G}]$  denotes all unblocked confounding simple walks in  $\mathcal{G}$  from  $A$  to  $B$  given  $C$ , i.e.,

$$\mathcal{W}^s[A \rightsquigarrow * \rightsquigarrow B \mid C \text{ in } \mathcal{G}] := \{\pi \in \mathcal{W}[A \rightsquigarrow * \rightsquigarrow B \mid C \text{ in } \mathcal{G}] : \pi \text{ is simple}\}.$$

It is easy to see that there exists an unblocked walk between  $A$  and  $B$  given  $C$  if and only if there exists an unblocked simple walk between  $A$  and  $B$  given  $C$ , that is,

$$\mathcal{W}_{\mathcal{G}}(A \rightsquigarrow * \rightsquigarrow B \mid C) = \emptyset \iff \mathcal{W}_{\mathcal{G}}^s(A \rightsquigarrow * \rightsquigarrow B \mid C) = \emptyset.$$

As mentioned earlier, we prove Theorem 2 by applying the next two key lemmas. Lemma 2 shows that the existence of certain types of paths that are not ancestrally blocked is equivalent to that of unblocked simple walks. Lemma 3 shows that certain types of unblocked simple walks are preserved by marginalization. The proofs of these lemmas are deferred to Appendix B.

LEMMA 2. *Let  $\mathcal{G}$  be an ADMG over vertex set  $V$ . For any distinct  $A, B \in V$  and  $C \subseteq V \setminus \{A, B\}$ , we have*

$$\mathcal{P} \left[ A \left\{ \begin{array}{c} \rightsquigarrow \\ \rightsquigarrow \\ \rightsquigarrow * \rightsquigarrow \\ \rightsquigarrow * \rightsquigarrow \end{array} \right\} B \mid_a C \text{ in } \mathcal{G} \right] \neq \emptyset \iff \mathcal{W}^s \left[ A \left\{ \begin{array}{c} \rightsquigarrow \\ \rightsquigarrow \\ \rightsquigarrow * \rightsquigarrow \\ \rightsquigarrow * \rightsquigarrow \end{array} \right\} B \mid C \text{ in } \mathcal{G} \right] \neq \emptyset.$$

LEMMA 3. *Let  $\mathcal{G}$  be an ADMG over vertex set  $V$ . For any distinct  $A, B \in V$ ,  $C \subseteq V \setminus \{A, B\}$  and vertex set  $\tilde{V}$  such that  $\{A, B\} \cup C \subseteq \tilde{V} \subseteq V$ , we have,*

$$\mathcal{W}^s \left[ A \left\{ \begin{array}{c} \rightsquigarrow \\ \rightsquigarrow \\ \rightsquigarrow * \rightsquigarrow \\ \rightsquigarrow * \rightsquigarrow \end{array} \right\} B \mid C \text{ in } \mathcal{G} \right] \neq \emptyset \iff \mathcal{W}^s \left[ A \left\{ \begin{array}{c} \rightsquigarrow \\ \rightsquigarrow \\ \rightsquigarrow * \rightsquigarrow \\ \rightsquigarrow * \rightsquigarrow \end{array} \right\} B \mid C \text{ in } \mathcal{G}(\tilde{V}) \right] \neq \emptyset.$$

REMARK 4. For an unblocked walk that is not simple, there may not exist a corresponding ancestrally unblocked path with matching endpoint arrowheads. Consider the graph  $C \rightarrow A \rightarrow B$ . Although the walk  $A \leftarrow C \rightarrow A \rightarrow B$  is not blocked given the empty set, there is no ancestrally unblocked path from  $A$  to  $B$  starting with ' $A \leftarrow$ '.

4.2. *District criterion.* From Theorem 2, we derive the following simple but useful criterion for confounder selection. In what follows, we write ' $A \longleftrightarrow * \longleftrightarrow B$ ' if there exists a path from  $A$  to  $B$  consisting of bidirected edges only. Similarly, we write ' $A \longleftrightarrow * \longleftrightarrow B$ ' if there exists a path from  $A$  to  $B$  on which every non-endpoint vertex is a collider.

COROLLARY 2. *For an ADMG  $\mathcal{G}$ , consider two distinct vertices  $A, B$  and a vertex set  $C$  such that  $A, B \notin C$ . We have*

$$A \left\{ \begin{array}{c} \rightsquigarrow \\ \rightsquigarrow \\ \rightsquigarrow * \rightsquigarrow \\ \rightsquigarrow * \rightsquigarrow \end{array} \right\} B \mid C \text{ in } \mathcal{G} \iff A \left\{ \begin{array}{c} \rightarrow \\ \leftrightarrow \\ \leftrightarrow * \leftrightarrow \\ \leftrightarrow * \leftrightarrow \end{array} \right\} B \text{ in } \mathcal{G}(\{A, B\} \cup C).$$

PROOF. Apply Theorem 2 with  $\tilde{V} = \{A, B\} \cup C$ . Because  $C$  contains all vertices other than  $A, B$  in  $\mathcal{G}(\tilde{V})$ , an unblocked arc from  $A$  to  $B$  given  $C$  must be a single directed or bidirected edge. Further, any non-endpoint vertex on any unblocked path from  $A$  to  $B$  given  $C$  in  $\mathcal{G}(\tilde{V})$  must be a collider.  $\square$

We make two remarks on this result. First, recall that in the literature of graphical models, a *district* in an ADMG is defined as a maximal set of vertices connected by bidirected edges

(see, e.g., [Evans and Richardson, 2014](#)). That is,  $A$  and  $B$  are in the same district if and only if  $A \longleftrightarrow * \longleftrightarrow B$ . By the third equivalence relation in Corollary 2, an adjustment set  $S$  is sufficient for  $A$  and  $B$  if and only if  $A$  and  $B$  are in different districts of  $\mathcal{G}(\{A, B\} \cup S)$ , the smallest marginal graph. We call this the *district criterion* for confounder selection. It provides a simple and useful way to check whether a set of selected confounders is indeed sufficient. Second, the last equivalence relation in Corollary 2 says that  $A$  and  $B$  are m-connected given  $C$  if and only if  $A$  and  $B$  are “collider-connected” in the smallest marginal graph. This concept naturally arises in considering the inverse covariance matrix for linear structural equation models; see [Koster \(1999\)](#) and [Zhao \(2024\)](#).

## 5. Iterative graph expansion.

5.1. *Primary adjustment set.* A primary adjustment set is any adjustment set that blocks all the *confounding arcs* ‘ $\longleftrightarrow$ ’ between two vertices. They are the building blocks when we try to find sufficient adjustment sets by iteratively expanding the graph, a procedure that is introduced in the next subsection.

DEFINITION 7 (Primary adjustment set). Let  $\mathcal{G}$  be an ADMG with vertex set  $V$ . Given two distinct vertices  $A, B \in V$  and a set  $S \subseteq V \setminus \{A, B\}$ , an adjustment set  $C$  for  $A, B$  is called *primary relative to  $S$*  if

$$\text{not } A \longleftrightarrow B \mid S \cup C \text{ in } \mathcal{G}.$$

When  $S = \emptyset$ , we simply say that  $C$  is a primary adjustment set for  $A$  and  $B$ . Further,  $C$  is called *minimal primary* (relative to  $S$ ) if none of its proper subsets is primary (relative to  $S$ ).

By definition, if  $C$  is a (minimal) primary adjustment set for  $A$  and  $B$ , it is also a (minimal) primary adjustment set for  $B$  and  $A$ . Further, because any ancestrally unblocked confounding arc is an ancestrally unblocked path (see (3)), any sufficient adjustment set must be primary but the reverse may not be true. For example, in the graph  $A \longleftrightarrow D \longleftrightarrow B$ , the adjustment set  $\{D\}$  for  $A$  and  $B$  is primary but not sufficient.

LEMMA 4. Given an ADMG  $\mathcal{G}$ , if  $C$  is a minimal primary adjustment set for  $A$  and  $B$  relative to  $S$ , then  $C \cap S = \emptyset$  and  $C \subseteq \text{an}_{\mathcal{G}}(A) \cup \text{an}_{\mathcal{G}}(B)$ .

PROOF. Suppose  $\text{not } A \longleftrightarrow B \mid S \cup \tilde{C}$  for some  $\tilde{C}$ . Let  $C = \tilde{C} \cap (\text{an}(A) \cup \text{an}(B)) \setminus S$ . It is easy to show that any confounding arc  $A \longleftrightarrow B$  that is not blocked given  $S \cup \tilde{C}$  remains not blocked given  $S \cup C$ . That is,  $\text{not } A \longleftrightarrow B \mid S \cup C$ . The result then follows from the definition of minimal primary adjustment set.  $\square$

THEOREM 3. Let  $\mathcal{G}$  be an ADMG over vertex set  $V$ . Suppose  $S \subset V$  is a minimal sufficient adjustment set for distinct  $X, Y \in V$ . Then, for any  $\tilde{S} \subset S$ , there exist distinct  $Z_1, Z_2 \in \tilde{S} \cup \{X, Y\}$  such that

$$(4) \quad Z_1 \longleftrightarrow Z_2 \text{ in } \mathcal{G}(\tilde{S} \cup \{X, Y\}) \quad \text{and} \quad \text{not } Z_1 \longleftrightarrow Z_2 \text{ in } \mathcal{G}(S \cup \{X, Y\}).$$

Moreover, there exists a non-empty minimal primary adjustment set  $C \subseteq S \setminus \tilde{S}$  for  $Z_1$  and  $Z_2$  relative to  $\tilde{S} \setminus \{Z_1, Z_2\}$ .

Before we prove Theorem 3, note that by Corollary 2, Eq. (4) is equivalent to

$$Z_1 \longleftrightarrow Z_2 \mid \tilde{S} \cup \{X, Y\} \setminus \{Z_1, Z_2\} \text{ in } \mathcal{G} \quad \text{and} \quad \text{not } Z_1 \longleftrightarrow Z_2 \mid S \cup \{X, Y\} \setminus \{Z_1, Z_2\} \text{ in } \mathcal{G}.$$

Because  $Z_1, Z_2 \in \tilde{S} \cup \{X, Y\}$  and  $\tilde{S}$  is an adjustment set, we know  $Z_1$  and  $Z_2$  are not descendants of  $X$  or  $Y$ . Therefore, we can safely remove  $\{X, Y\}$  from the conditioning sets and (4) is also equivalent to

$$(5) \quad Z_1 \longleftrightarrow Z_2 \mid \tilde{S} \setminus \{Z_1, Z_2\} \text{ in } \mathcal{G} \quad \text{and} \quad \text{not } Z_1 \longleftrightarrow Z_2 \mid S \setminus \{Z_1, Z_2\} \text{ in } \mathcal{G}.$$

To interpret the conclusions of this theorem, imagine trying to find a minimal sufficient adjustment set  $S$  by iteratively adding vertices. Suppose  $\tilde{S} \subseteq S$  is our current estimate. As long as  $\tilde{S}$  is not yet sufficient, we can find  $Z_1, Z_2 \in \tilde{S} \cup \{X, Y\}$  such that there is a confounding arc between them that is not blocked by  $\tilde{S}$ . To block it, we can try to find a primary adjustment set  $C$  for  $Z_1, Z_2$  relative to  $\tilde{S}$  and add  $C$  to  $\tilde{S}$  and make  $\tilde{S} \cup C$  our next estimate. This theorem states that for at least one choice of  $C$ , the new estimate  $\tilde{S} \cup C$  will remain a subset of (and possibly the same as)  $S$ . If  $\tilde{S} \cup C$  is still not sufficient, we may iterate the process until we eventually obtain the set  $S$ . In other words, Theorem 3 essentially shows that all minimal sufficient adjustment sets for  $(X, Y)$  can be found by recursively expanding a bidirected edge with its minimal primary adjustment sets; this is the basis of Algorithm 1 below.

**PROOF OF THEOREM 3.** Because  $\tilde{S}$  is a proper subset of a minimal sufficient adjustment set  $S$ ,  $\tilde{S}$  is an adjustment set but is not sufficient. By Corollary 2, we have

$$X \longleftrightarrow * \longleftrightarrow Y \mid \tilde{S} \text{ in } \mathcal{G} \quad \implies \quad X \longleftrightarrow * \longleftrightarrow Y \text{ in } \mathcal{G}(\tilde{S} \cup \{X, Y\}).$$

Therefore, there exists a bidirected path

$$X = D_0 \longleftrightarrow \dots \longleftrightarrow D_k = Y \text{ in } \mathcal{G}(\tilde{S} \cup \{X, Y\}), \quad k \geq 1.$$

We claim that there exists  $j \in \{0, \dots, k-1\}$  such that  $D_j \not\longleftrightarrow D_{j+1}$  in  $\mathcal{G}(S \cup \{X, Y\})$ . Otherwise, the same bidirected path also appears in  $\mathcal{G}(S \cup \{X, Y\})$  (because  $\tilde{S} \subset S$ ), so by Corollary 2,

$$X \longleftrightarrow * \longleftrightarrow Y \text{ in } \mathcal{G}(S \cup \{X, Y\}) \quad \implies \quad X \longleftrightarrow * \longleftrightarrow Y \mid S \text{ in } \mathcal{G},$$

contradicting the assumption that  $S$  is sufficient. By our choice, we have  $D_j, D_{j+1} \in \tilde{S} \cup \{X, Y\}$  and  $D_j \longleftrightarrow D_{j+1}$  in  $\mathcal{G}(\tilde{S} \cup \{X, Y\})$ . Hence, we have shown the existence of  $(D_j, D_{j+1})$ , rewritten as  $(Z_1, Z_2)$ , as desired.

For the second conclusion, observe that Eq. (5) holds, that is,  $S \setminus \{Z_1, Z_2\}$  is primary for  $(Z_1, Z_2)$  but  $\tilde{S} \setminus \{Z_1, Z_2\}$  is not. The existence of such a minimal primary adjustment set  $C$  then follows from the definition.  $\square$

**5.2. Iterative graph expansion algorithm.** We now introduce our procedure CONFOUNDERSELECT that is based on two sub-routines: SELECTEDGE and FINDPRIMARY. See Algorithm 1 for the pseudo-code of an implementation using a priority queue  $\mathcal{Q}$  that admits a POP and a PUSH operation; see also Appendix A for a recursive version of the algorithm that is shorter but less flexible. We leave the choices of the priority index and of the SELECTEDGE subroutine to the next subsection, as they do not affect the validity of the algorithm. In practice, it is through the FINDPRIMARY subroutine that the information about the underlying graph is elicited from the user; we discuss its implementation in Section 5.4.

In this algorithm, all the possible bidirected edges  $\bar{S} \times \bar{S}$  in the current graph  $\mathcal{G}(\bar{S})$ , where  $\bar{S} := S \cup \{X, Y\}$  and  $S$  is our working adjustment set, are partitioned into three groups:

1. the set  $\mathcal{B}_n$  that contains all the bidirected edges that are absent or already blocked (that is,  $(A, B) \in \mathcal{B}_n$  means that we are already certain that **not**  $A \longleftrightarrow B \mid \bar{S}$  in the current graph and thus in all its expansions by Lemma 1);



2. the set  $\mathcal{B}_y$  that contains all the bidirected edges that exist or assumed to exist (i.e., confounding that cannot be controlled for, which we draw as  $\longleftrightarrow$ ), which the algorithm will not attempt to block; and
3. the set  $\mathcal{B}_u := (\bar{S} \times \bar{S}) \setminus (\mathcal{B}_n \cup \mathcal{B}_y)$  that contains all the uncertain bidirected edges (drawn as  $\leftrightarrow$ ) that the algorithm will attempt to block.

In other words, the algorithm maintains  $\mathcal{B}_u \cup \mathcal{B}_y$  as a superset of the bidirected edges in  $\mathcal{G}(\bar{S})$ . In each iteration, the subroutine  $\text{SELECTEDGE}(X, Y, S, \mathcal{B}_y, \mathcal{B}_n)$  selects an uncertain bidirected edge  $\pi$  from  $\mathcal{B}_u$ . The subroutine  $\text{FINDPRIMARY}$  is then called to find the primary adjustment sets for the two end points of  $\pi$  relative to the current adjustment set. If  $\pi$  is already blocked by the current adjustment set (i.e., the empty set is returned as a primary adjustment set), then  $\pi$  is moved to  $\mathcal{B}_n$ . Otherwise, the algorithm attempts to move  $\pi$  to  $\mathcal{B}_n$  by expanding  $\pi$  with every primary adjustment set that is returned by the subroutine  $\text{FINDPRIMARY}$ . Finally, it attempts to make no expansion by moving  $\pi$  to  $\mathcal{B}_y$ . Because the vertex set  $V$  is assumed to be finite, this algorithm will eventually terminate.

**THEOREM 4** (Soundness and completeness of iterative graph expansion). *Let  $\mathcal{G}$  be an ADMG over vertex set  $V$ . The following two statements hold for any distinct  $X, Y \in V$ .*

1. *Suppose for any  $A, B \in V$  and  $S' \subseteq V \setminus \{A, B\}$ , when  $\text{FINDPRIMARY}(A, B; S') \neq \emptyset$ , every  $C \in \text{FINDPRIMARY}(A, B; S')$  is a primary adjustment set for  $A$  and  $B$  relative to  $S'$  in  $\mathcal{G}$ . Then every set in the output of  $\text{CONFOUNDERSELECT}(X, Y)$  is a sufficient adjustment set for  $X$  and  $Y$ .*
2. *Suppose further that  $\text{FINDPRIMARY}(A, B; S')$  contains every minimal primary adjustment set for  $A$  and  $B$  relative to  $S'$  in  $\mathcal{G}$ . Then the output of  $\text{CONFOUNDERSELECT}(X, Y)$  contains all the minimal sufficient adjustment sets for  $X$  and  $Y$ .*

**PROOF.** Statement 1 says that the graph expansion algorithm is sound. It follows from the district criterion (Corollary 2), as an adjustment set  $S$  is only added to the output  $\mathcal{R}$  in lines 9-11 of Algorithm 1 when  $X$  and  $Y$  are not connected by bidirected edges in  $\mathcal{B}_y \cup \mathcal{B}_u$  (and hence in  $\mathcal{G}(\bar{S})$ ). Statement 2 says that the graph expansion algorithm is complete for identifying minimal sufficient adjustment sets. It directly follows from Theorem 3.  $\square$

**5.3. Practical considerations.** Algorithm 1 provides a sound and complete template for confounder selection, which relies on specifying subroutines  $\text{FINDPRIMARY}$  and  $\text{SELECTEDGE}$  as well as a priority index specified for the queue  $\mathcal{Q}$ . In practice, instead of finding all the (minimal) sufficient adjustment sets, often the goal is to find *one* such set *quickly*, i.e., with only a few attempts of graph expansion. Further, when there are multiple edges to choose from, we can pick one judiciously to improve the efficiency for estimating the causal effect with adjustment. In what follows, we discuss how to design the priority index and  $\text{SELECTEDGE}$  to optimize these aforementioned *secondary objectives* of confounder selection. We leave the implementation of  $\text{FINDPRIMARY}$  to the next subsection.

To find a (minimal) sufficient adjustment set quickly, we recommend the following *min-cut* strategy. Suppose the priority queue  $\mathcal{Q}$  is implemented such that (1)  $\text{POP}(\mathcal{Q})$  returns an element with the lowest index, and (2) in case of a tie, returns the element that is last pushed to  $\mathcal{Q}$ . We choose the priority index to be

$$\text{min-cut}(S, \mathcal{B}_y, \mathcal{B}_n) := \text{minimal number of edges removed from } (\bar{S} \times \bar{S}) \setminus (\mathcal{B}_y \cup \mathcal{B}_n) \text{ to disconnect } X \text{ and } Y.$$

**Algorithm 1** Confounder selection via iterative graph expansion

---

```

1: procedure CONFUNDERSELECT( $X, Y$ )
2:    $\mathcal{R} = \{\}$  ▷ Set of sufficient adjustment sets
3:    $\mathcal{Q} = \text{PRIORITYQUEUE}((\emptyset, \emptyset, \emptyset))$  ▷ Initial graph has a possible edge  $X \leftarrow - \rightarrow Y$ 
4:   while  $\mathcal{Q} \neq \emptyset$  do
5:      $(S, \mathcal{B}_y, \mathcal{B}_n) = \text{POP}(\mathcal{Q})$  ▷  $S$ : current adjustment set  

 $\mathcal{B}_y$ : edges not to be expanded  

 $\mathcal{B}_n$ : absent or blocked edges
6:      $\bar{S} = S \cup \{X, Y\}$ 
7:     if  $X \longleftrightarrow * \longleftrightarrow Y$  by edges in  $\mathcal{B}_y$  then ▷ Fails the district criterion
8:       continue
9:     else if not  $X \longleftrightarrow * \longleftrightarrow Y$  by edges in  $(\bar{S} \times \bar{S}) \setminus \mathcal{B}_n$  then ▷ Satisfies the district criterion
10:       $\mathcal{R} = \mathcal{R} \cup \{S\}$ 
11:      continue
12:     end if
13:      $(A, B) = \pi = \text{SELECTEDGE}(X, Y, S, \mathcal{B}_y, \mathcal{B}_n)$  ▷  $\pi$  is selected from  $(\bar{S} \times \bar{S}) \setminus (\mathcal{B}_y \cup \mathcal{B}_n)$ 
14:      $\mathcal{L} = \text{FINDPRIMARY}((A, B); S \setminus \{A, B\})$ 
15:     if  $\emptyset \in \mathcal{L}$  then
16:        $\text{PUSH}(\mathcal{Q}, (S, \mathcal{B}_y, \mathcal{B}_n \cup \{\pi\}))$  ▷  $\pi$  need not be expanded
17:     else
18:       for  $C \in \mathcal{L}$  do
19:          $\text{PUSH}(\mathcal{Q}, (S \cup C, \mathcal{B}_y, \mathcal{B}_n \cup \{\pi\}))$  ▷ Expand  $\pi$  by each primary adjustment set
20:       end for
21:        $\text{PUSH}(\mathcal{Q}, (S, \mathcal{B}_y \cup \{\pi\}, \mathcal{B}_n))$  ▷ Not to expand  $\pi$ 
22:     end if
23:   end while
24:   return  $\mathcal{R}$ 
25: end procedure

```

---

In case of  $X \longleftrightarrow * \longleftrightarrow Y$  by edges in  $\mathcal{B}_y$ , let  $\text{min-cut}(S, \mathcal{B}_y, \mathcal{B}_n) := \infty$ . Because  $\text{min-cut} = 0$  whenever the district criterion is satisfied (line 9, Algorithm 1), this choice prioritizes those candidates needing the fewest number of expansions. Accordingly, we recommend a subroutine  $\text{SELECTEDGE}(X, Y, S, \mathcal{B}_y, \mathcal{B}_n)$  that returns an edge that lies *on* the min-cut. When there is more than one edge that lies on the min-cut, we further recommend choosing one that is closest to  $Y$  to improve the efficiency of the corresponding adjustment estimator for the effect of  $X$  on  $Y$ , with the intuition being that a covariate close to  $Y$  can help predict  $Y$  to reduce variance; see [Henckel, Perković and Maathuis \(2022\)](#) and [Rotnitzky and Smucler \(2020\)](#) for further discussion. This strategy is adopted by the examples in Section 6 and Appendix D, where the edge chosen from the popped graph is marked in red.

**5.4. Finding primary adjustment sets.** Given two vertices  $A, B$  and a set  $S$  such that  $A, B \notin S$ , recall that an adjustment set  $S'$  for  $A, B$  is primary relative to  $S$  if **not**  $A \longleftrightarrow B \mid S \cup S'$ . Suppose  $\bar{\mathcal{G}}$  is the underlying causal ADMG over vertex set  $\bar{V}$ . By Theorem 2, **not**  $A \longleftrightarrow B \mid S \cup S'$  holds if and only if the set of common causes of  $A$  and  $B$  not blocked by  $S \cup S'$  is empty, that is

$$\mathcal{C}(A, B; S \cup S') := \{C \in \bar{V} : C \rightsquigarrow A \mid S, S' \text{ and } C \rightsquigarrow B \mid S, S' \text{ in } \bar{\mathcal{G}}\} = \emptyset.$$

Consider Algorithm 2 for an iterative procedure that identifies primary adjustment sets. It uses three subroutines:  $\text{COMMONCAUSE}$ ,  $\text{FINDMEDIATOR}$ , and  $\text{ISOBSERVED}$ . If  $\mathcal{C}(A, B; S) \neq \emptyset$ , the subroutine  $\text{COMMONCAUSE}(A, B; S)$  returns a vertex from  $\mathcal{C}(A, B; S)$ , i.e., a common cause of  $A$  and  $B$  whose causal paths to  $A$  and  $B$  are not blocked by  $S$ ; otherwise,  $\text{COMMONCAUSE}(A, B; S)$  returns  $\text{NULL}$ . For  $C \in \mathcal{C}(A, B; S)$ , the subroutine  $\text{FINDMEDIATOR}(A, B; C, S)$  then returns a collection of *observed* adjustment sets

**Algorithm 2** Finding primary adjustment sets for  $A$  and  $B$  relative to  $S$ 


---

```

1: procedure FINDPRIMARY( $A, B; S, \text{minimal\_only}=\text{False}$ )
2:    $\mathcal{L} = \{\}$  ▷ Set of primary adjustment sets relative to  $S$ 
3:    $\mathcal{T} = \text{PRIORITYQUEUE}(S)$  ▷ Initialize with the current adjustment set
4:   while  $\mathcal{T} \neq \emptyset$  do
5:      $T = \text{POP}(\mathcal{T})$ 
6:      $C = \text{COMMONCAUSE}(A, B; T)$  ▷ Find a common cause that is not blocked by  $T$ 
7:     if  $C$  is NULL then ▷  $T$  is primary
8:        $L = T \setminus S$ 
9:       if  $\text{minimal\_only}$  then ▷ Remove redundant vertices
10:        for  $Z \in L$  do
11:          if  $\text{COMMONCAUSE}(A, B; S \cup L \setminus \{Z\})$  is NULL then
12:             $L = L \setminus \{Z\}$ 
13:          end if
14:        end for
15:      end if
16:       $\mathcal{L} = \mathcal{L} \cup \{L\}$ 
17:    else
18:      if  $\text{ISOBSERVED}(C)$  then
19:         $\text{PUSH}(\mathcal{T}, T \cup \{C\})$  ▷ Add the common cause to  $T$ 
20:      else
21:        for  $M_i \in \text{FINDMEDIATOR}(A, B; C, S)$  do
22:           $\text{PUSH}(\mathcal{T}, T \cup M_i)$  ▷ Add mediators to  $T$ 
23:        end for
24:      end if
25:    end if
26:  end while
27:  return  $\mathcal{L}$ 
28: end procedure

```

---

$\{M_i \subseteq V\}$  of  $A, B$  such that

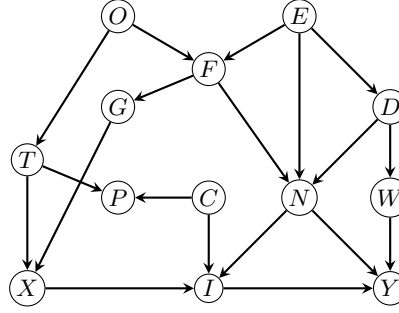
$$\text{not } C \rightsquigarrow A \mid S, M_i \text{ in } \bar{\mathcal{G}} \quad \text{or} \quad \text{not } C \rightsquigarrow B \mid S, M_i \text{ in } \bar{\mathcal{G}}.$$

These subroutines can be formulated in terms of questions in plain language, which we discuss in Section 7.

The procedure FINDPRIMARY calls COMMONCAUSE iteratively in a similar way that CONFOUNDERSELECT calls FINDPRIMARY. If COMMONCAUSE is NULL, then the current adjustment set is primary and one can further trim this set to obtain a minimal primary adjustment set when the option `minimal_only` is set to `True` (see line 9-17 in Algorithm 2). Otherwise, we need to block the confounding arc  $A \leftarrow C \rightarrow B$  by adding either  $C$  or mediators on the  $C \rightsquigarrow A$  or  $C \rightsquigarrow B$  paths (obtained by FINDMEDIATOR) to  $S$ , if these variables can be observed. When implementing this algorithm, it may be desirable to use a priority queue to store candidate sets to prioritize smaller adjustment sets.

**6. Example.** We use the DAG in Figure 4 taken from Shrier and Platt (2008) to illustrate the iterative graph expansion algorithm. In this example, the treatment  $X$  is warm-up prior to exercise and the outcome  $Y$  is injury, and this DAG was used by Shrier and Platt (2008) to select confounders using the back-door criterion. In Appendix D, we provide another example that involves unobserved variables.

When applying the graph expansion procedure, each iteration is indexed by a tuple  $(S, \mathcal{B}_y, \mathcal{B}_n)$  associated with a graph that consists of bidirected edges on vertices  $\bar{S} = S \cup \{X, Y\}$ . Hereafter, we use  $\longleftrightarrow$  to indicate bidirected edges in  $\mathcal{B}_y$  that are not to be expanded, and  $\leftrightarrow$  to indicate bidirected edges in  $(\bar{S} \times \bar{S}) \setminus (\mathcal{B}_y \cup \mathcal{B}_n)$  that can be further

Fig 4: A causal DAG in [Shrier and Platt \(2008\)](#).

expanded. In addition, we highlight the edge  $\pi$  chosen by SELECTEDGE with  $\leftarrow\!\!\!\rightarrow$  and indicate the graph popped from the queue with a box. The superscript of each box indicates the min-cut of the popped graph and in each iteration a graph with the smallest min-cut is popped from the queue; see Section 5.3. For this example, we assume the subroutine FINDPRIMARY returns all minimal primary adjustment sets (i.e., option `minimal_only=True`), so by Theorem 4 the procedure is guaranteed to find all the minimal sufficient adjustment sets.

1. We start with

$$\mathcal{Q} = \left[ \boxed{X \leftarrow\!\!\!\rightarrow Y}^1 \right], \quad \mathcal{R} = \{\}.$$

2. We have

$$\begin{aligned} & \text{FINDPRIMARY}(X, Y; \emptyset, \text{True}) \\ &= \{\{F\}, \{T, G\}, \{N, G\}, \{O, G\}, \{N, D\}, \{N, W\}, \{N, E\}\} \end{aligned}$$

and

$$\mathcal{Q} = \left[ \begin{array}{cccc} \boxed{X \xrightarrow{\text{dashed}} F \xrightarrow{\text{dashed}} Y}^1 & \begin{array}{c} T \xrightarrow{\text{dashed}} G \\ X \xrightarrow{\text{dashed}} Y \end{array} & \begin{array}{c} N \xrightarrow{\text{dashed}} G \\ X \xrightarrow{\text{dashed}} Y \end{array} & \begin{array}{c} O \xrightarrow{\text{dashed}} G \\ X \xrightarrow{\text{dashed}} Y \end{array} \\ \begin{array}{c} N \xrightarrow{\text{dashed}} D \\ X \xrightarrow{\text{dashed}} Y \end{array} & \begin{array}{c} N \xrightarrow{\text{dashed}} W \\ X \xrightarrow{\text{dashed}} Y \end{array} & \begin{array}{c} N \xrightarrow{\text{dashed}} E \\ X \xrightarrow{\text{dashed}} Y \end{array} & \begin{array}{c} X \xrightarrow{\text{solid}} Y \end{array} \end{array} \right], \quad \mathcal{R} = \{\}.$$

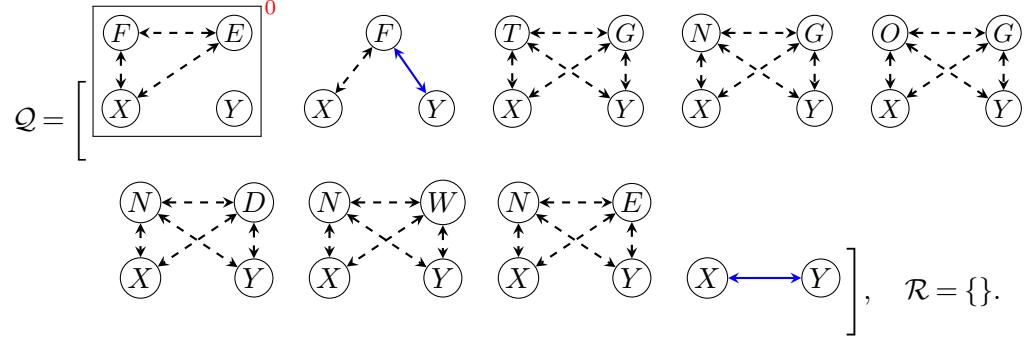
3. We have  $\text{FINDPRIMARY}((F, Y); \emptyset, \text{True}) = \{\{E\}\}$  and

$$\mathcal{Q} = \left[ \begin{array}{cccc} \boxed{X \xrightarrow{\text{dashed}} F \xrightarrow{\text{dashed}} E \xrightarrow{\text{dashed}} Y}^1 & \begin{array}{c} F \xrightarrow{\text{solid}} Y \\ X \xrightarrow{\text{dashed}} Y \end{array} & \begin{array}{c} T \xrightarrow{\text{dashed}} G \\ X \xrightarrow{\text{dashed}} Y \end{array} & \begin{array}{c} N \xrightarrow{\text{dashed}} G \\ X \xrightarrow{\text{dashed}} Y \end{array} & \begin{array}{c} O \xrightarrow{\text{dashed}} G \\ X \xrightarrow{\text{dashed}} Y \end{array} \\ \begin{array}{c} N \xrightarrow{\text{dashed}} D \\ X \xrightarrow{\text{dashed}} Y \end{array} & \begin{array}{c} N \xrightarrow{\text{dashed}} W \\ X \xrightarrow{\text{dashed}} Y \end{array} & \begin{array}{c} N \xrightarrow{\text{dashed}} E \\ X \xrightarrow{\text{dashed}} Y \end{array} & \begin{array}{c} X \xrightarrow{\text{solid}} Y \end{array} \end{array} \right], \quad \mathcal{R} = \{\}.$$

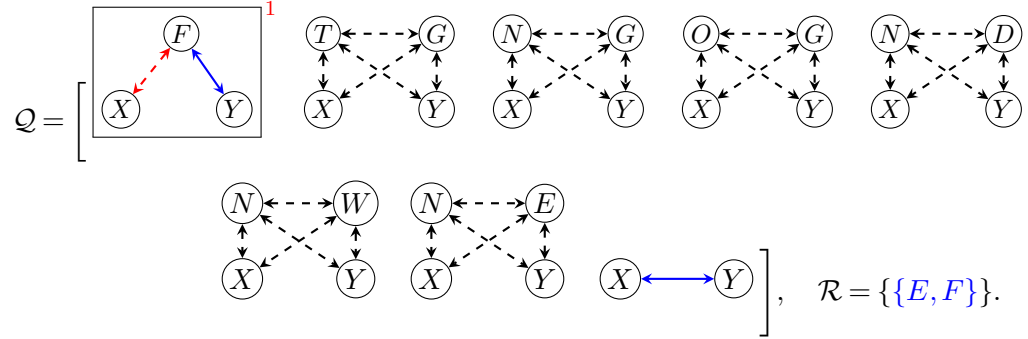
4. In the boxed graph, we have **not**  $E \leftrightarrow Y \mid F$  (see Fig. 4) and hence

$$\emptyset \in \text{FINDPRIMARY}((E, Y); \{F\}, \text{True}).$$

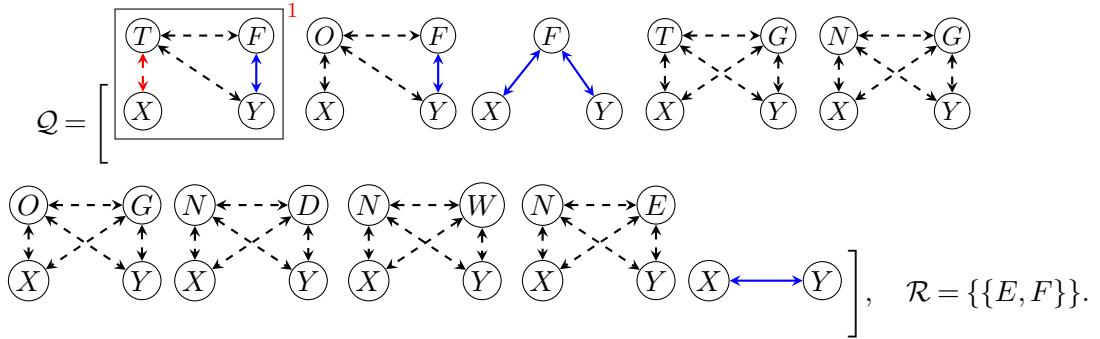
We get



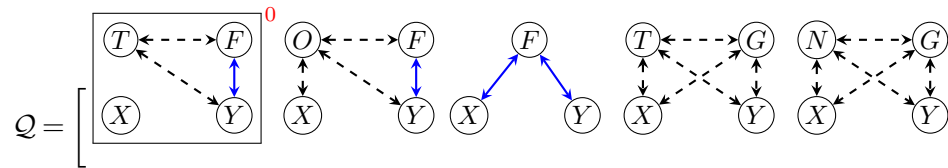
5. Because  $X$  and  $Y$  become disconnected in the boxed graph above, a sufficient adjustment set  $\{E, F\}$  is identified. The algorithm proceeds with

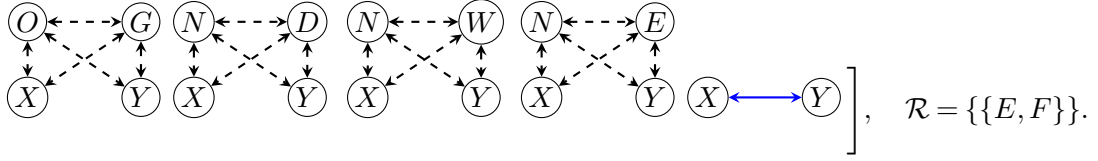


6. For the boxed graph above, we have  $\text{FINDPRIMARY}(X, F; \emptyset, \text{True}) = \{\{T\}, \{O\}\}$  and hence

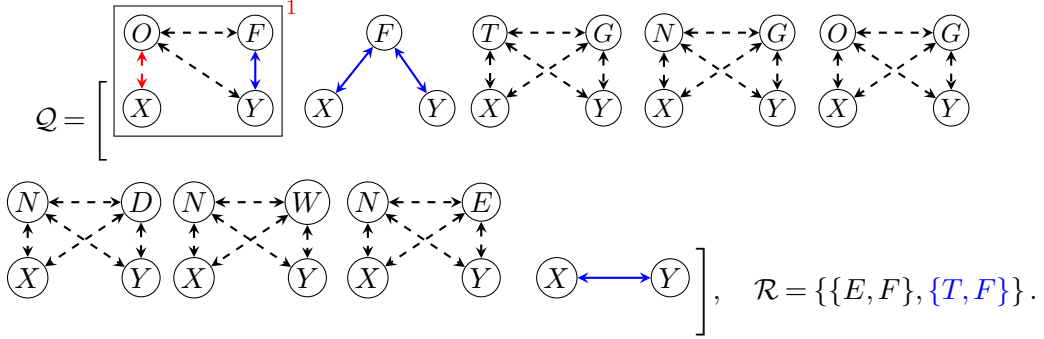


7. Noting that **not**  $T \leftrightarrow X \mid F$  in Fig. 4, we immediately have





8. Given that **not**  $X \longleftrightarrow * \longleftrightarrow Y$  in the boxed graph above, we find another sufficient adjustment set  $\{T, F\}$ . We now have



Besides  $\{E, F\}$  and  $\{T, F\}$ , the algorithm will proceed to find all the other minimal sufficient adjustment sets:  $\{O, G\}$ ,  $\{O, F\}$ ,  $\{D, N\}$ ,  $\{N, W\}$  and  $\{G, T\}$ . For brevity, we omit the remaining steps, which follow analogously.

**7. Discussion.** We have shown that confounder selection, reformulated as blocking confounding paths  $X \longleftrightarrow * \longleftrightarrow Y$ , can be reduced to iteratively finding primary adjustment sets that block confounding arcs  $A \longleftrightarrow B$ , where  $(A, B)$  is either  $(X, Y)$  or any other pair of variables introduced in this process. Finding primary adjustment sets can be further reduced to finding common causes and finding mediators. The graph expansion procedure presented as Algorithm 1 provides a systematic approach to confounder selection. In practice, the user or domain expert interacts with the procedure by providing information to the subroutine in Algorithm 2. At least in principle, the information can be elicited by asking the following questions for various choices of variables  $A, B$  and set  $S$ .

- (i) Is there a common cause  $C$  of  $A$  and  $B$  such that neither its effect on  $A$  nor its effect on  $B$  is fully mediated by  $S$ ?
- (ii) If the answer is “yes”, is  $C$  observed?
- (iii) If the answer to the first question is “yes” but to the second question is “no”, then what are some of the observed variables that, when combined with those variables already in  $S$ , fully mediate the causal effect of  $C$  on  $A$  or the causal effect of  $C$  on  $B$ ?

Clearly, answering these questions does not require one’s familiarity with the theory of causal graphical models beyond the basic concepts of causes and mediators.

We have focused on finding the sufficient adjustment set for a single treatment variable  $X$  and a single outcome variable  $Y$ . Shpitser, VanderWeele and Robins (2010) and Perković et al. (2015) provided generalized adjustment criteria for multiple  $X$  and  $Y$  variables when the graph is given. It would be useful to extend the iterative graph expansion algorithm to this more general problem.

We conclude our paper with several remarks. First, it is evident that this graph expansion procedure only requires partial knowledge about the underlying graph. In particular, the procedure never inquires about the directed edges between the variables in the working graph. Second, by construction our method guards against the so-called collider bias or M-bias (Greenland, Pearl and Robins, 1999). More broadly, the district criterion can be employed



to identify such bias for any given adjustment set. Finally, we would like to stress again that confounder selection is crucial for both the design and the analysis of an observational study. As pointed out by Rubin (2008), “for objective causal inference, design trumps analysis”. Building on the success of causal graphs to represent structural assumptions, more work on using causal graphs to aid the design of observational studies is much needed.

## REFERENCES

- DING, P. and MIRATRIX, L. W. (2015). To adjust or not to adjust? Sensitivity analysis of M-bias and butterfly-bias. *Journal of Causal Inference* **3** 41–57.
- ENGLE, R. F., HENDRY, D. F. and RICHARD, J.-F. (1983). Exogeneity. *Econometrica* **51** 277–304.
- EVANS, R. J. (2018). Markov properties for mixed graphical models. In *Handbook of Graphical Models* 39–60. CRC Press.
- EVANS, R. J. and RICHARDSON, T. S. (2014). Markovian acyclic directed mixed graphs for discrete data. *The Annals of Statistics* **42** 1452 – 1482.
- GREENLAND, S., PEARL, J. and ROBINS, J. M. (1999). Causal diagrams for epidemiologic research. *Epidemiology* **10** 37–48.
- GREENLAND, S. and ROBINS, J. M. (2009). Identifiability, exchangeability and confounding revisited. *Epidemiologic Perspectives & Innovations* **6** 1–9.
- GUO, F. R., LUNDBORG, A. R. and ZHAO, Q. (2022). Confounder Selection: Objectives and Approaches. *arXiv preprint arXiv:2208.13871*.
- HABER, N. A., WOOD, M. E., WIETEN, S. and BRESKIN, A. (2022). DAG With Omitted Objects Displayed (DAGWOOD): a framework for revealing causal assumptions in DAGs. *Annals of Epidemiology* **68** 64–71.
- HENCKEL, L., PERKOVIĆ, E. and MAATHUIS, M. H. (2022). Graphical criteria for efficient total effect estimation via adjustment in causal linear models. *Journal of the Royal Statistical Society: Series B (Statistical Methodology)* **84** 579–599.
- HERNÁN, M. A. and ROBINS, J. M. (2020). *Causal Inference: What If*. Chapman & Hall/CRC, Boca Raton.
- KOSTER, J. T. A. (1999). On the Validity of the Markov Interpretation of Path Diagrams of Gaussian Structural Equations Systems with Correlated Errors. *Scandinavian Journal of Statistics* **26** 413–431.
- PEARL, J. (1988). *Probabilistic Reasoning in Intelligent Systems: Networks of Plausible Inference*. Morgan Kaufmann Publishers Inc., San Francisco, CA, USA.
- PEARL, J. (1993). Comment: graphical models, causality and intervention. *Statistical Science* **8** 266–269.
- PEARL, J. (2009). *Causality: Models, Reasoning, and Inference*, 2nd ed. Cambridge University Press.
- PEARL, J. and VERMA, T. (1991). A Theory of Inferred Causation. In *Proceedings of the Second International Conference on Principles of Knowledge Representation and Reasoning. KR’91* 441–452. Morgan Kaufmann Publishers Inc., San Francisco, CA, USA.
- PERKOVIĆ, E., TEXTOR, J., KALISCH, M. and MAATHUIS, M. H. (2015). A complete generalized adjustment criterion. In *Proceedings of the Thirty-First Conference on Uncertainty in Artificial Intelligence. UAI’15* 682–691. AUAI Press, Arlington, Virginia, USA.
- RICHARDSON, T. S. (2003). Markov Properties for Acyclic Directed Mixed Graphs. *Scandinavian Journal of Statistics* **30** 145–157.
- RICHARDSON, T. S. and ROBINS, J. M. (2013). Single World Intervention Graphs (SWIGs): A Unification of the Counterfactual and Graphical Approaches to Causality Technical Report No. 128, Center for the Statistics and the Social Sciences, University of Washington Series.
- RICHARDSON, T. S., ROBINS, J. M. and WANG, L. (2018). Discussion of “Data-driven confounder selection via Markov and Bayesian networks” by Häggström. *Biometrics* **74** 403–406.
- ROSENBAUM, P. R. and RUBIN, D. B. (1983b). The Central Role of the Propensity Score in Observational Studies for Causal Effects. *Biometrika* **70** 41–55.
- ROTNITZKY, A. and SMUCLER, E. (2020). Efficient adjustment sets for population average causal treatment effect estimation in graphical models. *Journal of Machine Learning Research* **21** 1–86.
- RUBIN, D. B. (2008). For objective causal inference, design trumps analysis. *The Annals of Applied Statistics* **2** 808–840.
- SADEGHI, K. and LAURITZEN, S. (2014). Markov properties for mixed graphs. *Bernoulli* **20** 676 – 696.
- SHACHTER, R. D. (1998). Bayes-Ball: Rational Pastime (for Determining Irrelevance and Requisite Information in Belief Networks and Influence Diagrams). In *Proceedings of the Fourteenth Conference on Uncertainty in Artificial Intelligence. UAI’98* 480–487. Morgan Kaufmann Publishers Inc., San Francisco, CA, USA.
- SHPITSER, I., RICHARDSON, T. S. and ROBINS, J. M. (2022). *Multivariate Counterfactual Systems and Causal Graphical Models In Probabilistic and Causal Inference: The Works of Judea Pearl* 813–852. Association for Computing Machinery, New York, NY, USA.

- SHPITSER, I., VANDERWEELE, T. J. and ROBINS, J. M. (2010). On the validity of covariate adjustment for estimating causal effects. In *Proceedings of the Twenty-Sixth Conference on Uncertainty in Artificial Intelligence. UAI'10* 527–536. AUAI Press, Arlington, Virginia, USA.
- SHRIER, I. and PLATT, R. W. (2008). Reducing bias through directed acyclic graphs. *BMC Medical Research Methodology* **8** 1–15.
- SMUCLER, E. and ROTNITZKY, A. (2022). A note on efficient minimum cost adjustment sets in causal graphical models. *Journal of Causal Inference* **10** 174–189.
- SPIRITES, P., GLYMOUR, C. and SCHEINES, R. (1993). *Causation, Prediction, and Search. Lecture Notes in Statistics* **81**. Springer, New York, NY.
- SULLIVANT, S., TALASKA, K. and DRAISMA, J. (2010). Trek Separation for Gaussian Graphical Models. *The Annals of Statistics* **38** 1665–1685.
- VAN DER ZANDER, B., LIŚKIEWICZ, M. and TEXTOR, J. (2019). Separators and adjustment sets in causal graphs: Complete criteria and an algorithmic framework. *Artificial Intelligence* **270** 1–40.
- VANDERWEELE, T. J. (2019). Principles of confounder selection. *European Journal of Epidemiology* **34** 211–219.
- VANDERWEELE, T. J. and SHPITSER, I. (2011). A new criterion for confounder selection. *Biometrics* **67** 1406–1413.
- VANDERWEELE, T. J. and SHPITSER, I. (2013). On the Definition of a Confounder. *The Annals of Statistics* **41** 196–220.
- VERMA, T. S. and PEARL, J. (1990). Equivalence and synthesis of causal models. In *Proceedings of the 6th Conference on Uncertainty in Artificial Intelligence (UAI-1990)* 220–227.
- ZHAO, Q. (2024). A Matrix Algebra for Graphical Statistical Models. *arXiv preprint arXiv:2407.15744*.
- ZHAO, Q. (2025). On Statistical and Causal Models Associated with Acyclic Directed Mixed Graphs. *arXiv preprint arXiv:2501.03048*.

## APPENDIX A: RECURSIVE VERSION OF THE GRAPH EXPANSION ALGORITHM

The recursive version is shorter but less flexible; see Algorithm 3 below.

**Algorithm 3** Confounder selection via graph expansion (recursive version)

---

```

1: procedure CONFOUNDERSELECT( $X, Y$ )
2:    $\mathcal{R} = \emptyset$ 
3:   procedure GRAPHEXPAND( $S, \mathcal{B}_y, \mathcal{B}_n$ )
4:      $\bar{S} = S \cup X \cup Y$ 
5:     if  $X \longleftrightarrow * \longleftrightarrow Y$  by edges in  $\mathcal{B}_y$  then
6:       return
7:     else if not  $X \longleftrightarrow * \longleftrightarrow Y$  by edges in  $(\bar{S} \times \bar{S}) \setminus \mathcal{B}_n$  then
8:        $\mathcal{R} = \mathcal{R} \cup \{S\}$ 
9:       return
10:    end if
11:     $(A, B) = \pi = \text{SELECTEDGE}(X, Y, S, \mathcal{B}_y, \mathcal{B}_n)$ 
12:     $\mathcal{L} = \text{FINDPRIMARY}((A, B); S \setminus \{A, B\})$ 
13:    for  $C$  in  $\text{FINDPRIMARY}(\pi, S \setminus \{A, B\})$  do ▷ Primary adjustment sets for  $\pi$  given  $S$ 
14:      GRAPHEXPAND( $S \cup C, \mathcal{B}_y, \mathcal{B}_n \cup \{\pi\}$ )
15:    end for
16:    GRAPHEXPAND( $S, \mathcal{B}_y \cup \{\pi\}, \mathcal{B}_n$ )
17:  end procedure
18:  GRAPHEXPAND( $\emptyset, \emptyset, \emptyset$ ) ▷ Initial graph has a possible edge  $X \longleftrightarrow Y$ 
19:  return  $\mathcal{R}$ 
20: end procedure

```

---

## APPENDIX B: PROOFS

**B.1. Proof of Theorem 1.**

PROOF. Pearl's back-door criterion (1) can be stated as (i)  $S \cap \text{de}(X) = \emptyset$  and (ii)  $\mathcal{P}[X \longleftrightarrow * \longleftrightarrow Y \mid_a S] = \emptyset$ . Given  $X \rightsquigarrow Y$  in  $\mathcal{G}$ , it follows that (i)  $\iff S \cap (\text{de}(X) \cup \text{de}(Y)) = \emptyset$ . Because  $\mathcal{P}[X \longleftrightarrow * \longleftrightarrow Y \mid_a S] \subseteq \mathcal{P}[X \longleftrightarrow * \longleftrightarrow Y \mid_a S]$ , we have (ii)  $\implies$  **not**  $X \longleftrightarrow * \longleftrightarrow Y \mid S$  (see Definition 3). It remains to show that the reverse is also true. To prove by contradiction, suppose we have

$$\mathcal{P}[X \longleftrightarrow * \longleftrightarrow Y \mid_a S] = \emptyset, \quad \mathcal{P}[X \longleftrightarrow * \longleftrightarrow Y \mid_a S] \neq \emptyset,$$

which then implies  $\mathcal{P}[X \longleftrightarrow * \longleftrightarrow Y \mid_a S] \neq \emptyset$ . By  $X \rightsquigarrow Y$  and acyclicity of the graph, any such path must have one or more colliders. Let  $C$  be the collider on the path that is closest to  $Y$ . Then, the m-connection implies  $C \in \text{an}(S)$  and further  $Y \in \text{an}(S)$ , contradicting (i).  $\square$

**B.2. Proof of Lemma 2.**

PROOF. ‘ $\Rightarrow$ ’ **direction:** By definition,  $\mathcal{P}[A \rightsquigarrow B \mid_a C] \subseteq \mathcal{W}^s[A \rightsquigarrow B \mid C]$  and  $\mathcal{P}[A \longleftrightarrow B \mid_a C] \subseteq \mathcal{W}^s[A \longleftrightarrow B \mid C]$  because there are no colliders. We are left to show the last implication, i.e. the existence of ancestrally unblocked confounding paths implies the existence of unblocked confounding simple walks.

Let  $\tau \in \mathcal{P}[A \longleftrightarrow * \longleftrightarrow B \mid_a C]$  and suppose, without loss of generality,  $\tau$  contains a sequence of colliders  $\tilde{C}_1, \dots, \tilde{C}_k$  with  $\tilde{C}_1$  closest to  $A$  ( $k \geq 1$ ). In other words,  $\tau$  looks like

$$A \longleftrightarrow \tilde{C}_1 \longleftrightarrow \dots \longleftrightarrow \tilde{C}_k \longleftrightarrow B.$$

We associate with each  $\tilde{C}_i$  a vertex  $C_i$ . Because  $\tau$  is  $m$ -connected, we have  $\tilde{C}_i \in \overline{\text{an}}(C)$  for  $i = 1, \dots, k$ . If  $\tilde{C}_i \in C$ , let  $C_i = \tilde{C}_i$ ; otherwise, choose a vertex  $C_i \in C$  that is among the closest to  $\tilde{C}_i$  by directed edges and expand  $\tau$  at  $C_i$  as:

$$(6) \quad \dots \rightsquigarrow \tilde{C}_i \rightsquigarrow C_i \rightsquigarrow \tilde{C}_i \rightsquigarrow \dots.$$

By choosing the segments  $\tilde{C}_i \rightsquigarrow C_i$  to be a shortest directed path from  $\tilde{C}_i$  to  $C_i$  (and  $C_i \rightsquigarrow \tilde{C}_i$  to be its reverse), this introduces no new vertices in  $C$  other than  $C_i$ . Repeating this expansion for every  $i = 1, \dots, k$ , we obtain a confounding walk, denoted as  $\pi_0$ , that looks like

$$A \rightsquigarrow C_1 \rightsquigarrow \dots \rightsquigarrow C_k \rightsquigarrow B.$$

This walk is not blocked given  $C$ , i.e.  $\pi_0 \in \mathcal{W}[A \rightsquigarrow * \rightsquigarrow B \mid C]$ , because all of its colliders are in  $C$  and none of its non-colliders is in  $C$ .

However,  $\pi_0$  is not necessarily a simple walk because  $A$  or  $B$  may appear in an added segment in (6). Suppose  $A$  appears in the segment  $\tilde{C}_i \rightsquigarrow C_i \rightsquigarrow \tilde{C}_i$ ; clearly  $A \neq C_i$  because  $C_i \in C$  but  $A \notin C$ . Thus, the walk  $\pi_0$  looks like

$$A \rightsquigarrow C_1 \rightsquigarrow \dots \rightsquigarrow \tilde{C}_i \rightsquigarrow A \rightsquigarrow C_i \rightsquigarrow A \rightsquigarrow \tilde{C}_i \rightsquigarrow \dots \rightsquigarrow C_k \rightsquigarrow B.$$

We may then “restart” the walk by considering the subwalk starting from the last  $A$  in the last display. Similarly, if  $B$  appears in this segment and  $\pi_0$  looks like

$$A \rightsquigarrow C_1 \rightsquigarrow \dots \rightsquigarrow \tilde{C}_i \rightsquigarrow B \rightsquigarrow C_i \rightsquigarrow B \rightsquigarrow \tilde{C}_i \rightsquigarrow \dots \rightsquigarrow C_k \rightsquigarrow B,$$

we may consider the sub-walk ending at the first  $B$ . By repeating this operation, we arrive at a simple,  $m$ -connected walk  $\pi$  with both arrowheads at  $A$  and  $B$  preserved. In other words,  $\pi \in \mathcal{W}^s[A \rightsquigarrow * \rightsquigarrow B \mid C]$ .

It is easy to see that, by the same expansion and deduplication operations, we can construct an unblocked simple walk  $\pi \in \mathcal{W}^s[A \rightsquigarrow * \rightsquigarrow B \mid C]$  from an ancestrally unblocked path  $\tau \in \mathcal{P}[A \rightsquigarrow * \rightsquigarrow B \mid_a C]$ .

**‘ $\Leftarrow$ ’ direction:** Consider  $\pi \in \mathcal{W}^s[A \rightsquigarrow B \mid C]$ . Because  $\mathcal{G}$  is acyclic,  $\pi$  must contain no repeated vertices so  $\pi \in \mathcal{P}[A \rightsquigarrow B \mid_a C]$  ( $\pi$  contains no collider). Consider  $\pi \in \mathcal{W}^s[A \rightsquigarrow B \mid C]$ , so  $\pi$  looks like

$$A \rightsquigarrow U_1 \rightsquigarrow B \quad \text{or} \quad A \rightsquigarrow U_1 \leftrightarrow U_2 \rightsquigarrow B.$$

If  $\pi$  contains repeated vertices, let  $D$  be the repeated vertex closest to  $A$  in  $\pi$ . Because  $\mathcal{G}$  is acyclic,  $D$  must appear exactly once in the segment  $A \rightsquigarrow U_1$  and exactly once in the segment  $U_1 \rightsquigarrow B$  or  $U_2 \rightsquigarrow B$ . In other words,  $\pi$  looks like

$$\begin{aligned} &A \rightsquigarrow D \rightsquigarrow U_1 \rightsquigarrow D \rightsquigarrow B, \quad A \rightsquigarrow D \leftrightarrow U_2 \rightsquigarrow D \rightsquigarrow B, \\ &A \rightsquigarrow D \rightsquigarrow U_1 \leftrightarrow D \rightsquigarrow B, \quad \text{or} \quad A \rightsquigarrow D \rightsquigarrow U_1 \leftrightarrow U_2 \rightsquigarrow D \rightsquigarrow B. \end{aligned}$$

In either case, we can obtain an unblocked walk  $\tau$  that looks like  $A \rightsquigarrow D \rightsquigarrow B$  by concatenating the first and last segments of the walk. Because  $D$  is the closest repeated vertex to  $A$  in  $\pi$ , this new walk has no repeated vertices, i.e.  $\tau \in \mathcal{P}[A \rightsquigarrow B \mid C]$ .

Now consider  $\pi \in \mathcal{W}^s[A \rightsquigarrow * \rightsquigarrow B \mid C]$ . Suppose a vertex  $D$  appears more than once in  $\pi$ . Because  $\pi$  is simple, we know  $D \notin \{A, B\}$ . Motivated by the above argument for confounding arcs, consider the following deduplication operation. For any simple walk  $\lambda$  from  $A$  to  $B$  with a repeated vertex  $D$ , let  $\lambda'$  be the concatenation of the sub-walk from  $A$  to

the first occurrence of  $D$  and the subwalk from the last occurrence of  $D$  to  $B$ . To visualize this,  $\lambda$  can always be represented as

$$A \rightsquigarrow * \rightsquigarrow D \rightsquigarrow * \rightsquigarrow D \rightsquigarrow * \rightsquigarrow B.$$

The deduplicated walk  $\lambda'$  then looks like

$$A \rightsquigarrow * \rightsquigarrow D \rightsquigarrow * \rightsquigarrow B.$$

Suppose that  $\lambda$  satisfies the following two properties:

- (P1) all occurrences of the same vertex are of the same type, i.e., a collider or a non-collider,
- (P2) all non-colliders are not in  $C$  and all colliders are contained in  $\overline{\text{an}}(C)$ .

Then, we claim that the map  $\lambda \mapsto \lambda'$  preserves these properties. To show this, consider the following two cases.

- (i)  $D$  is a collider on  $\lambda$ , so  $\lambda$  looks like

$$A \rightsquigarrow * \rightsquigarrow D \rightsquigarrow * \rightsquigarrow D \rightsquigarrow * \rightsquigarrow B.$$

It is obvious that  $D$  is also a collider on  $\lambda'$ . Because  $\lambda$  satisfies (P1), we have  $D \in \overline{\text{an}}(C)$ .

It is easy to see that  $\lambda'$  satisfies (P1) and (P2).

- (ii)  $D$  is not a collider on  $\lambda$ . If  $D$  is also a non-collider on  $\lambda'$ , clearly (P1) and (P2) hold for  $\lambda'$ . If  $D$  becomes a new collider on  $\lambda'$ , then  $\lambda$  looks like

$$A \rightsquigarrow * \rightsquigarrow D \rightsquigarrow * \rightsquigarrow D \rightsquigarrow * \rightsquigarrow B.$$

Observe that on  $\lambda$  there exists one or more colliders between the first and last occurrence of  $D$ , and  $\lambda$  contains a directed path from  $D$  to a collider. This implies that  $D \in \overline{\text{an}}(C)$ . Thus, (P1) and (P2) continue to hold for  $\lambda'$ .

We now return to the simple, confounding walk  $\pi \in \mathcal{W}^s[A \rightsquigarrow * \rightsquigarrow B \mid C]$ . Let  $\pi'$  denote the image of  $\pi$  under the deduplicating operation above. Because  $\pi$  is not blocked given  $C$ , it is obvious that  $\pi$  satisfies (P1) and (P2). Thus,  $\pi'$  also satisfies (P1) and (P2). By iteratively applying the deduplication, we eventually eliminate all repeated vertices on  $\pi$  and arrive at a path  $\tau$  from  $A$  to  $B$  that satisfies (P1) and (P2). It immediately follows from (P2) that  $\tau$  is not blocked given  $C$ . Moreover, both endpoint arrowheads of  $\pi$  are preserved by the deduplication above. Thus,  $\tau \in \mathcal{P}[A \rightsquigarrow * \rightsquigarrow B \mid_a C]$ .

It is easy to see that we can use the same deduplication process to construct an ancestrally unblocked path  $\tau \in \mathcal{P}[A \rightsquigarrow * \rightsquigarrow B \mid_a C]$  from an unblocked simple walk  $\pi \in \mathcal{W}^s[A \rightsquigarrow * \rightsquigarrow B \mid C]$ . This completes our proof.  $\square$

### B.3. Proof of Lemma 3.

PROOF. We first consider the preservation from  $\mathcal{G}$  to  $\tilde{\mathcal{G}}$ . Let  $\pi \in \mathcal{W}^s[A \rightsquigarrow * \rightsquigarrow B \mid C \text{ in } \mathcal{G}]$ . Its marginalization onto  $\tilde{V}$  is a walk  $\pi'$  in  $\tilde{\mathcal{G}}$  defined as follows. Let  $D_0 = A, D_1, \dots, D_k, D_{k+1} = B$  ( $k \geq 0$ ) be all vertices on  $\pi$  that are contained in  $\tilde{V}$ . By denoting  $U = V \setminus \tilde{V}$ ,  $\pi$  looks like

$$(7) \quad A = D_0 \overset{\text{via } U}{\rightsquigarrow} D_1 \overset{\text{via } U}{\rightsquigarrow} \dots \overset{\text{via } U}{\rightsquigarrow} D_k \overset{\text{via } U}{\rightsquigarrow} D_{k+1} = B,$$

where between every  $(D_i, D_{i+1})$  there is an unblocked arc because  $U \cap C = \emptyset$ . The marginalization of each arc  $D_i \overset{\text{via } U}{\rightsquigarrow} D_{i+1}$  on  $\tilde{V} = V \setminus U$  is defined as

$$D_i \left\{ \begin{array}{l} \overset{\text{via } U}{\rightsquigarrow} \\ \overset{\text{via } U}{\rightsquigarrow} \\ \overset{\text{via } U}{\rightsquigarrow} \end{array} \right\} D_{i+1} \quad \mapsto \quad D_i \left\{ \begin{array}{l} \longrightarrow \\ \longleftarrow \\ \longleftrightarrow \end{array} \right\} D_{i+1},$$

where the corresponding edge on the RHS must exist in  $\tilde{\mathcal{G}}$  by the definition of marginal graph. Thus, the marginalization of  $\pi$  is a simple walk  $\pi'$  in  $\tilde{\mathcal{G}}$  that looks like

$$(8) \quad A = D_0 \longleftrightarrow D_1 \longleftrightarrow \cdots \longleftrightarrow D_k \longleftrightarrow D_{k+1} = B.$$

Thus, we conclude that  $\pi' \in \mathcal{W}^s[A \rightsquigarrow * \rightsquigarrow B \mid C \text{ in } \tilde{\mathcal{G}}]$ . Further, because the marginalization as defined above preserves endpoint arrowheads,  $D_i$  is a collider on  $\pi'$  if and only if  $D_i$  is a collider on  $\pi$ . Consequently, we also have

$$\pi \in \mathcal{W}^s \left[ A \left\{ \begin{array}{c} \rightsquigarrow \\ \rightsquigarrow \\ \rightsquigarrow * \rightsquigarrow \end{array} \right\} B \mid C \text{ in } \mathcal{G} \right] \implies \pi' \in \mathcal{W}^s \left[ A \left\{ \begin{array}{c} \rightsquigarrow \\ \rightsquigarrow \\ \rightsquigarrow * \rightsquigarrow \end{array} \right\} B \mid C \text{ in } \tilde{\mathcal{G}} \right].$$

Now we prove the reverse direction. Given any  $\pi' \in \mathcal{W}^s[A \rightsquigarrow * \rightsquigarrow B \mid C \text{ in } \tilde{\mathcal{G}}]$ , we want to find a simple, m-connected walk  $\pi$  in  $\mathcal{G}$ . Walk  $\pi'$  can be written as (8) for some  $A = D_0, D_1, \dots, D_k, D_{k+1} = B \in \tilde{V}$ . By inverting the marginalization, we obtain a walk  $\pi$  in  $\mathcal{G}$  that looks like (7). It is easy to see that  $\pi$  is simple because  $A, B \notin U$  and  $A, B \notin \{D_1, \dots, D_k\}$  since the  $\pi'$  is simple. Further, because each segment between  $D_i$  and  $D_{i+1}$  is an arc and contains no collider,  $\pi$  and  $\pi'$  have the same set of colliders. Therefore, we conclude that  $\pi \in \mathcal{W}^s[A \rightsquigarrow * \rightsquigarrow B \mid C \text{ in } \mathcal{G}]$ . Further, by the fact that  $\pi$  and  $\pi'$  have the same endpoint arrowheads/tails and the same set of colliders, we also have

$$\pi' \in \mathcal{W}^s \left[ A \left\{ \begin{array}{c} \rightsquigarrow \\ \rightsquigarrow \\ \rightsquigarrow * \rightsquigarrow \end{array} \right\} B \mid C \text{ in } \tilde{\mathcal{G}} \right] \implies \pi \in \mathcal{W}^s \left[ A \left\{ \begin{array}{c} \rightsquigarrow \\ \rightsquigarrow \\ \rightsquigarrow * \rightsquigarrow \end{array} \right\} B \mid C \text{ in } \mathcal{G} \right].$$

This completes our proof.  $\square$

### APPENDIX C: GRAPHOID-LIKE PROPERTIES

We consider extending the ternary relations in Definition 3 to disjoint sets  $A, B, C \subset V$ . For example, we write

$$A \rightsquigarrow * \rightsquigarrow B \mid C \text{ in } \mathcal{G} \iff a \rightsquigarrow * \rightsquigarrow b \mid C \text{ in } \mathcal{G} \text{ for some } a \in A, b \in B$$

and

$$\text{not } A \rightsquigarrow * \rightsquigarrow B \mid C \text{ in } \mathcal{G} \iff \text{not } a \rightsquigarrow * \rightsquigarrow b \mid C \text{ in } \mathcal{G} \text{ for every } a \in A, b \in B.$$

In addition, following the convention in the literature, we assume  $\text{not } A \rightsquigarrow * \rightsquigarrow \emptyset \mid C$  holds for every disjoint  $A$  and  $C$ . Extension for ' $\rightsquigarrow$ ' is made similarly. To avoid clutter, we use comma in place of ' $\cup$ ' in these relations, e.g.,  $A \rightsquigarrow * \rightsquigarrow B, C \mid D$  stands for  $A \rightsquigarrow * \rightsquigarrow B \cup C \mid D$ .

**DEFINITION 8 (Graphoid).** Let  $\mathcal{J}$  be a collection of tuples  $\langle A, B \mid C \rangle$  for  $A, B, C$  that are disjoint subsets of a ground set  $V$ . For disjoint  $A, B, C, D \subset V$ , consider the following properties:

- (i) triviality:  $\langle A, \emptyset \mid C \rangle$  for every disjoint  $A, C \subset V$ ;
- (ii) symmetry:  $\langle A, B \mid C \rangle \implies \langle B, A \mid C \rangle$ ;
- (iii) decomposition:  $\langle A, B \cup C \mid D \rangle \implies \langle A, B \mid D \rangle$  and  $\langle A, C \mid D \rangle$ ;
- (iv) weak union:  $\langle A, B \cup C \mid D \rangle \implies \langle A, B \mid C \cup D \rangle$ ;
- (v) contraction:  $\langle A, C \mid D \rangle$  and  $\langle A, B \mid C \cup D \rangle \implies \langle A, B \cup C \mid D \rangle$ ;
- (vi) intersection:  $\langle A, B \mid C \cup D \rangle$  and  $\langle A, C \mid B \cup D \rangle \implies \langle A, B \cup C \mid D \rangle$ ;
- (vii) composition:  $\langle A, B \mid D \rangle$  and  $\langle A, C \mid D \rangle \implies \langle A, B \cup C \mid D \rangle$ .



We say  $\mathcal{J}$  is a *semi-graphoid* over  $V$ , if it satisfies (i)–(v); further, we say  $\mathcal{J}$  is a *graphoid* over  $V$ , if it satisfies (i)–(vi), and finally, a *compositional graphoid* over  $V$ , if it satisfies (i)–(vii).

For any ADMG, it is known that m-separation ( $\mathbf{not} \cdot \longleftrightarrow * \longleftrightarrow \cdot \mid \cdot$ ) is a compositional graphoid (Sadeghi and Lauritzen, 2014). However, separation relations in terms of ' $\longleftrightarrow$ ' and ' $\longleftrightarrow * \longleftrightarrow$ ' are weaker than semi-graphoids, as stated in the next result.

**THEOREM 5.** *Relations  $\mathcal{J}_{\longleftrightarrow} := \{\langle A, B \mid C \rangle : \mathbf{not} A \longleftrightarrow B \mid C \text{ in } \mathcal{G}\}$  and  $\mathcal{J}_{\longleftrightarrow * \longleftrightarrow} := \{\langle A, B \mid C \rangle : \mathbf{not} A \longleftrightarrow * \longleftrightarrow B \mid C \text{ in } \mathcal{G}\}$  satisfy properties (i)–(iv) and (vii) in Definition 8 for any ADMG  $\mathcal{G}$ . However, there exist ADMGs in which (v) and (vi) fail for both relations.*

**PROOF.** Properties (i)–(iii) and (vii) directly follow from definition.

We claim that  $\mathcal{J}_{\longleftrightarrow}$  satisfies (iv) weak union. By (iii),  $\mathbf{not} A \longleftrightarrow B, C \mid D$  implies  $\mathbf{not} A \longleftrightarrow B \mid D$ , which leads to  $\mathbf{not} A \longleftrightarrow B \mid C, D$  by Lemma 1.

We claim that  $\mathcal{J}_{\longleftrightarrow * \longleftrightarrow}$  also satisfies (iv) weak union. We show its contraposition  $A \longleftrightarrow * \longleftrightarrow B \mid C, D \implies A \longleftrightarrow * \longleftrightarrow B, C \mid D$ . From  $A \longleftrightarrow * \longleftrightarrow B \mid C, D$ , we have  $a \longleftrightarrow b \mid C, D$  for some  $a \in A$  and some  $b \in B$  in  $\mathcal{G}$ . Let  $\tilde{\mathcal{G}} := \mathcal{G}(\{a, b\} \cup C \cup D)$ . By Corollary 2, we have  $a \longleftrightarrow * \longleftrightarrow b \mid C, D$  in  $\tilde{\mathcal{G}}$ . Let  $\pi : a = v_0 \longleftrightarrow \dots \longleftrightarrow v_{k+1} = b$  with  $k \geq 0$  be any  $\longleftrightarrow * \longleftrightarrow$  path between  $a$  and  $b$  in  $\tilde{\mathcal{G}}$  that is m-connected given  $C, D$ . If  $k = 0$ , we have  $a \longleftrightarrow b \mid C, D$  in  $\tilde{\mathcal{G}}$ , which by Corollary 2 implies  $a \longleftrightarrow b \mid C, D$  in  $\mathcal{G}$ . It further follows from Lemma 1 that  $a \longleftrightarrow b \mid D$  in  $\mathcal{G}$  and hence  $A \longleftrightarrow * \longleftrightarrow B \mid D$  in  $\mathcal{G}$ . Now we suppose  $k \geq 1$ . By definition of  $\tilde{\mathcal{G}}$ , we have  $v_1, \dots, v_k \in C \cup D$ . If  $v_1, \dots, v_k \in D$ , then we have  $a \longleftrightarrow * \longleftrightarrow b \mid D$  and hence  $a \longleftrightarrow * \longleftrightarrow b \mid D$  in  $\tilde{\mathcal{G}}$ . By Theorem 2, it follows that  $a \longleftrightarrow * \longleftrightarrow b \mid D$  in  $\mathcal{G}$  and hence  $A \longleftrightarrow * \longleftrightarrow B \mid D$  in  $\mathcal{G}$ . Otherwise, let  $1 \leq k' \leq k$  be the first vertex such that  $v_{k'} \in C$ . Observing that  $a \longleftrightarrow \dots \longleftrightarrow v_{k'}$  is m-connected given  $D$ , we have  $a \longleftrightarrow * \longleftrightarrow v_{k'} \mid D$  in  $\tilde{\mathcal{G}}$  and hence  $a \longleftrightarrow * \longleftrightarrow v_{k'} \mid D$  in  $\mathcal{G}$ . By Theorem 2, it follows that  $A \longleftrightarrow * \longleftrightarrow C \mid D$  in  $\mathcal{G}$ .

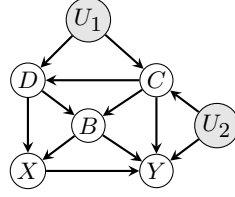
We show that  $\mathcal{J}_{\longleftrightarrow * \longleftrightarrow}$  does not satisfy (v) contraction or (vi) intersection on some ADMG. Consider the simple example  $A \longleftarrow C \longrightarrow B$  and let  $D = \emptyset$ . Given  $\mathbf{not} A \longleftrightarrow * \longleftrightarrow C \mid \emptyset$  and  $\mathbf{not} A \longleftrightarrow * \longleftrightarrow B \mid C$ , (v) contraction would imply  $\mathbf{not} A \longleftrightarrow * \longleftrightarrow B, C \mid \emptyset$ , which fails here. Also, given  $\mathbf{not} A \longleftrightarrow * \longleftrightarrow B \mid C$  and  $\mathbf{not} A \longleftrightarrow * \longleftrightarrow C \mid B$ , (vi) intersection would imply  $\mathbf{not} A \longleftrightarrow * \longleftrightarrow B, C \mid \emptyset$ , which again fails. Similarly, because  $\mathcal{J}_{\longleftrightarrow * \longleftrightarrow}$  implies  $\mathcal{J}_{\longleftrightarrow}$ , (v) contraction or (vi) intersection for  $\mathcal{J}_{\longleftrightarrow}$  would imply  $\mathbf{not} A \longleftrightarrow B, C \mid \emptyset$ , which fails. Hence, relation  $\mathcal{J}_{\longleftrightarrow}$  also fails to satisfy (v) and (vi).  $\square$

#### APPENDIX D: AN EXAMPLE WITH UNOBSERVED VARIABLES

We illustrate Algorithm 1 with another DAG in Figure 5, where  $U_1$  and  $U_2$  are unobserved. For this case,  $\{B, D\}$  is the only minimal adjustment set. We use  $\longleftrightarrow$  to draw those edges in  $\mathcal{B}_y$  that are no longer expanded and use  $\longleftrightarrow$  to draw those edges in  $(\tilde{S} \times \tilde{S}) \setminus (\mathcal{B}_y \cup \mathcal{B}_n)$  that can be further expanded. The min-cut strategy in Section 5.3 is adopted. The graph popped from the queue is drawn with a box with its min-cut index marked in the upper right corner. To improve the efficiency of adjustment, subroutine SELECTEDGE chooses an edge on a min-cut that is closest to  $Y$ ; the edge  $\pi$  chosen by SELECTEDGE is highlighted with  $\longleftrightarrow$ . Suppose subroutine FINDPRIMARY returns all the minimal primary adjustment sets (i.e., with option `minimal_only=True`), so that the algorithm is guaranteed to find  $\{B, D\}$  by Theorem 4.

1. We start with

$$\mathcal{Q} = \left[ \boxed{\begin{array}{c} (X) \longleftrightarrow (Y) \end{array}}^1 \right], \quad \mathcal{R} = \{\}.$$

Fig 5: Variables  $U_1, U_2$  are unobserved.

2. We have  $\text{FINDPRIMARY}((X, Y); \emptyset, \text{True}) = \{\{B, C\}, \{B, D\}\}$  and hence

$$\mathcal{Q} = \left[ \begin{array}{c} \boxed{\begin{array}{c} B \xleftrightarrow{\text{dashed}} C \\ X \xleftrightarrow{\text{dashed}} Y \\ B \xleftrightarrow{\text{dashed}} X \\ C \xleftrightarrow{\text{dashed}} Y \end{array}}^2 \quad \begin{array}{c} B \xleftrightarrow{\text{dashed}} D \\ X \xleftrightarrow{\text{dashed}} Y \\ B \xleftrightarrow{\text{dashed}} X \\ D \xleftrightarrow{\text{dashed}} Y \end{array} \quad \begin{array}{c} X \xleftrightarrow{\text{blue}} Y \end{array} \right],$$

$$\mathcal{R} = \{\}.$$

3. Due to  $C \leftarrow U_2 \rightarrow Y$  in Fig. 5, we have

$$\mathcal{Q} = \left[ \begin{array}{c} \boxed{\begin{array}{c} B \xleftrightarrow{\text{dashed}} C \\ X \xleftrightarrow{\text{dashed}} Y \\ B \xleftrightarrow{\text{dashed}} X \\ C \xleftrightarrow{\text{dashed}} Y \end{array}}^2 \quad \begin{array}{c} B \xleftrightarrow{\text{dashed}} D \\ X \xleftrightarrow{\text{dashed}} Y \\ B \xleftrightarrow{\text{dashed}} X \\ D \xleftrightarrow{\text{dashed}} Y \end{array} \quad \begin{array}{c} X \xleftrightarrow{\text{blue}} Y \end{array} \right],$$

$$\mathcal{R} = \{\}.$$

4. Note that  $\text{FINDPRIMARY}((C, X); \{B\}, \text{True}) = \{\{D\}\}$ . This generates two cases: (1)  $C \leftrightarrow X$  is expanded (and removed) by introducing  $D$ , and (2)  $C \leftrightarrow X$  is not expanded and turned into  $C \leftrightarrow X$ . With one graph popped and two pushed, we now have

$$\mathcal{Q} = \left[ \begin{array}{c} \boxed{\begin{array}{c} D \\ B \xleftrightarrow{\text{dashed}} C \\ X \xleftrightarrow{\text{dashed}} Y \\ B \xleftrightarrow{\text{dashed}} X \\ C \xleftrightarrow{\text{dashed}} Y \end{array}}^2 \quad \begin{array}{c} B \xleftrightarrow{\text{dashed}} C \\ X \xleftrightarrow{\text{blue}} Y \\ B \xleftrightarrow{\text{dashed}} X \\ C \xleftrightarrow{\text{dashed}} Y \end{array} \quad \begin{array}{c} B \xleftrightarrow{\text{dashed}} D \\ X \xleftrightarrow{\text{dashed}} Y \\ B \xleftrightarrow{\text{dashed}} X \\ D \xleftrightarrow{\text{dashed}} Y \end{array} \quad \begin{array}{c} X \xleftrightarrow{\text{blue}} Y \end{array} \right],$$

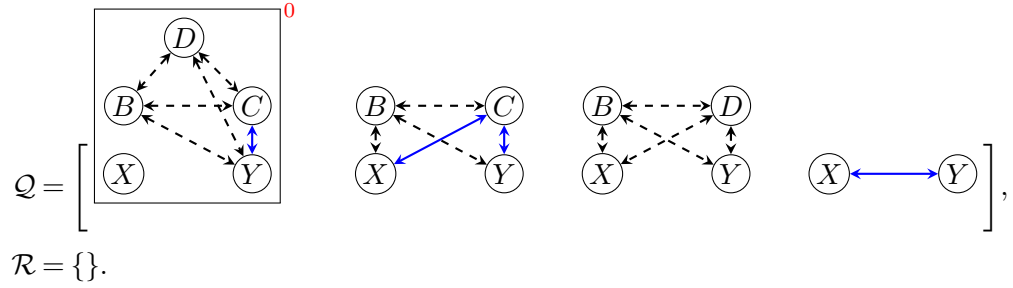
$$\mathcal{R} = \{\}.$$

5. Observing that **not**  $X \leftrightarrow D \mid B, C$ , we remove  $D \leftrightarrow X$  and get

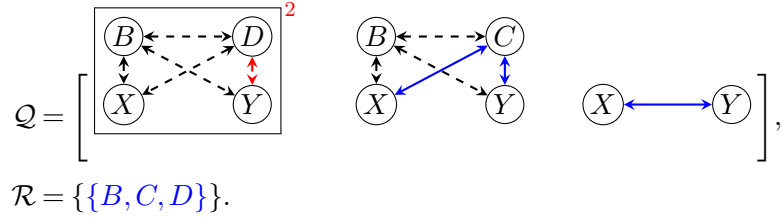
$$\mathcal{Q} = \left[ \begin{array}{c} \boxed{\begin{array}{c} D \\ B \xleftrightarrow{\text{dashed}} C \\ X \xleftrightarrow{\text{dashed}} Y \\ B \xleftrightarrow{\text{dashed}} X \\ C \xleftrightarrow{\text{dashed}} Y \end{array}}^1 \quad \begin{array}{c} B \xleftrightarrow{\text{dashed}} C \\ X \xleftrightarrow{\text{blue}} Y \\ B \xleftrightarrow{\text{dashed}} X \\ C \xleftrightarrow{\text{dashed}} Y \end{array} \quad \begin{array}{c} B \xleftrightarrow{\text{dashed}} D \\ X \xleftrightarrow{\text{dashed}} Y \\ B \xleftrightarrow{\text{dashed}} X \\ D \xleftrightarrow{\text{dashed}} Y \end{array} \quad \begin{array}{c} X \xleftrightarrow{\text{blue}} Y \end{array} \right],$$

$$\mathcal{R} = \{\}.$$

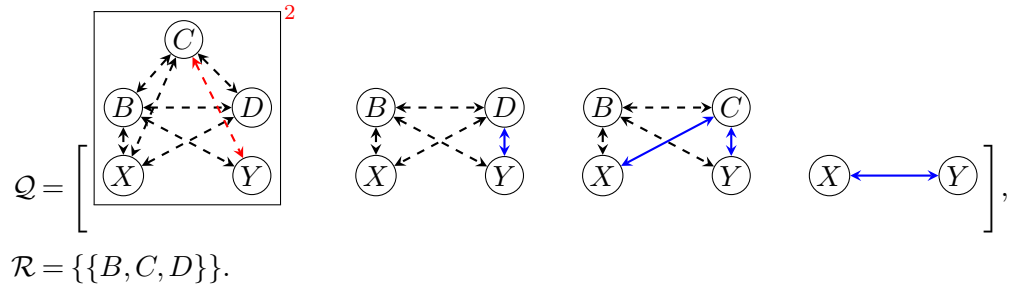
6. Further, we have **not**  $B \leftrightarrow X \mid C, D$  and hence



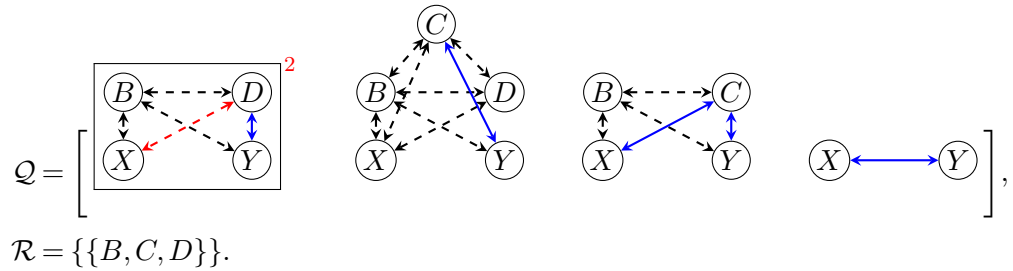
7. From the boxed graph above, we identify  $\{B, C, D\}$  as a sufficient adjustment set. We move to the next graph with the smallest min-cut in



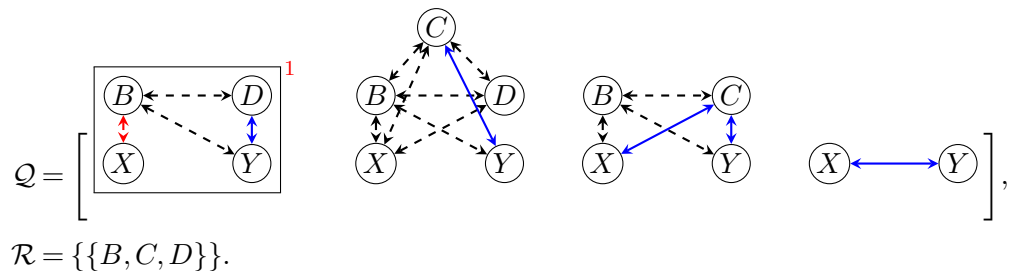
8. Because  $\text{FINDPRIMARY}((D, Y); \{B\}, \text{True}) = \{\{C\}\}$ , we get two graphs: (1) expanding  $D \leftrightarrow Y$  by introducing  $C$  and (2) turning  $D \leftrightarrow Y$  to  $D \leftrightarrow Y$ . The above becomes



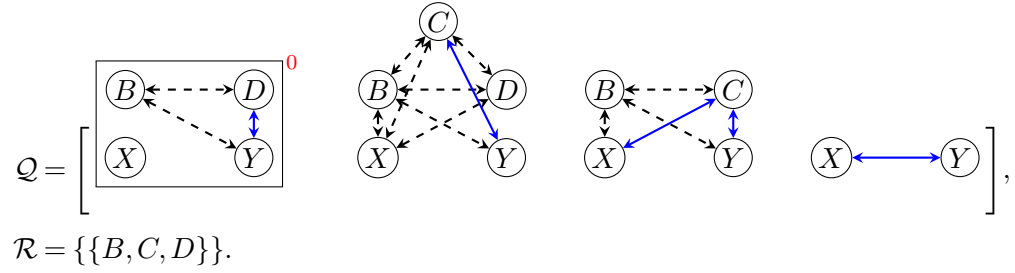
9. Due to  $C \leftarrow U_2 \rightarrow Y$ , we turn  $C \leftrightarrow Y$  into  $C \leftrightarrow Y$  and note that the selected graph's min-cut becomes 3. We have



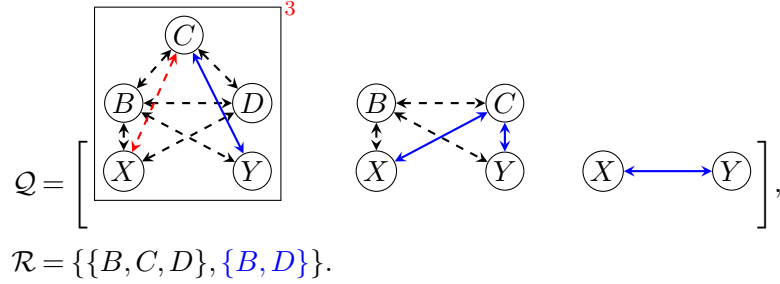
10. Observing that **not**  $D \leftrightarrow X \mid B$ , the above becomes



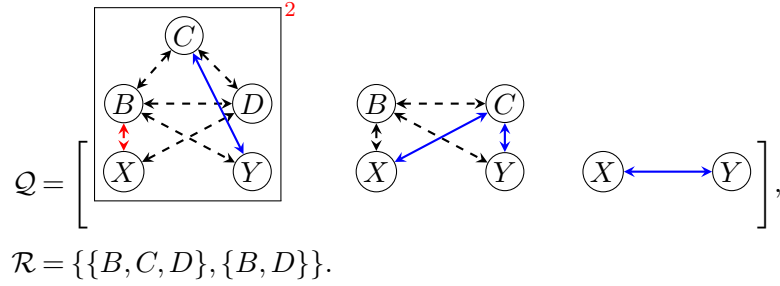
11. Further, due to **not**  $B \leftrightarrow X \mid D$ , we have



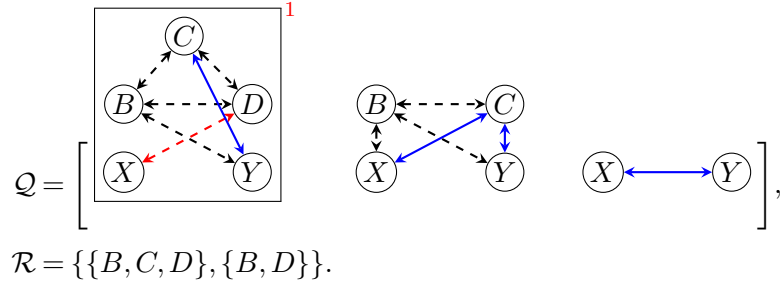
12. From the graph selected above, the minimal sufficient adjustment set  $\{B, D\}$  is found:



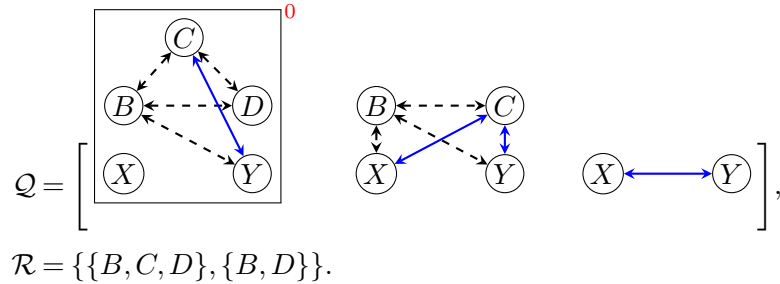
13. Due to **not**  $C \leftrightarrow X \mid B, D$ , we have



14. Further, due to **not**  $B \leftrightarrow X \mid C, D$ , we have



15. Observing that **not**  $D \leftrightarrow X \mid B, C$ , we get



16. Hence,  $\{B, C, D\}$  is identified again as a sufficient adjustment set. This leaves  $\mathcal{R}$  unchanged:

$$\mathcal{Q} = \left[ \begin{array}{c} \boxed{\begin{array}{cc} B & C \\ X & Y \end{array}}^{\infty} \quad \begin{array}{c} X \longleftrightarrow Y \end{array} \right],$$

$$\mathcal{R} = \{\{B, C, D\}, \{B, D\}\}.$$

- 17.

$$\mathcal{Q} = \left[ \boxed{\begin{array}{c} X \longleftrightarrow Y \end{array}}^{\infty} \right],$$

$$\mathcal{R} = \{\{B, C, D\}, \{B, D\}\}.$$

18. Upon  $\mathcal{Q} = []$ , the algorithm terminates and returns

$$\mathcal{R} = \{\{B, C, D\}, \{B, D\}\},$$

which contains the only minimal sufficient adjustment set  $\{B, D\}$ .