

Do PLMs Know and Understand Ontological Knowledge?

WeiQi Wu¹, Chengyue Jiang^{1,2}, Yong Jiang^{3*}, Pengjun Xie³, Kewei Tu^{1,2*}

¹School of Information Science and Technology, ShanghaiTech University

²Shanghai Engineering Research Center of Intelligent Vision and Imaging

³DAMO Academy, Alibaba Group, China

{wuwq, jiangchy, tukw}@shanghaitech.edu.cn

{yongjiang.jy, chengchen.xpj}@alibaba-inc.com

Abstract

Ontological knowledge, which comprises classes and properties and their relationships, is integral to world knowledge. It is significant to explore whether Pretrained Language Models (PLMs) know and understand such knowledge. However, existing PLM-probing studies focus mainly on factual knowledge, lacking a systematic probing of ontological knowledge. In this paper, we focus on probing whether PLMs store ontological knowledge and have a semantic understanding of the knowledge rather than rote memorization of the surface form. To probe whether PLMs know ontological knowledge, we investigate how well PLMs memorize: (1) types of entities; (2) hierarchical relationships among classes and properties, e.g., *Person* is a subclass of *Animal* and *Member of Sports Team* is a subproperty of *Member of*; (3) domain and range constraints of properties, e.g., the subject of *Member of Sports Team* should be a *Person* and the object should be a *Sports Team*. To further probe whether PLMs truly understand ontological knowledge beyond memorization, we comprehensively study whether they can reliably perform logical reasoning with given knowledge according to ontological entailment rules. Our probing results show that PLMs can memorize certain ontological knowledge and utilize implicit knowledge in reasoning. However, both the memorizing and reasoning performances are less than perfect, indicating incomplete knowledge and understanding.

1 Introduction

Pretrained Language Models (PLMs) have orchestrated impressive progress in NLP across a wide variety of downstream tasks, including knowledge-intensive tasks. Previous works propose that PLMs are capable of encoding a significant amount of knowledge from the pretraining corpora (AIKhamissi et al., 2022), and determine to explore the kinds of knowledge within PLMs.

*Yong Jiang and Kewei Tu are corresponding authors.

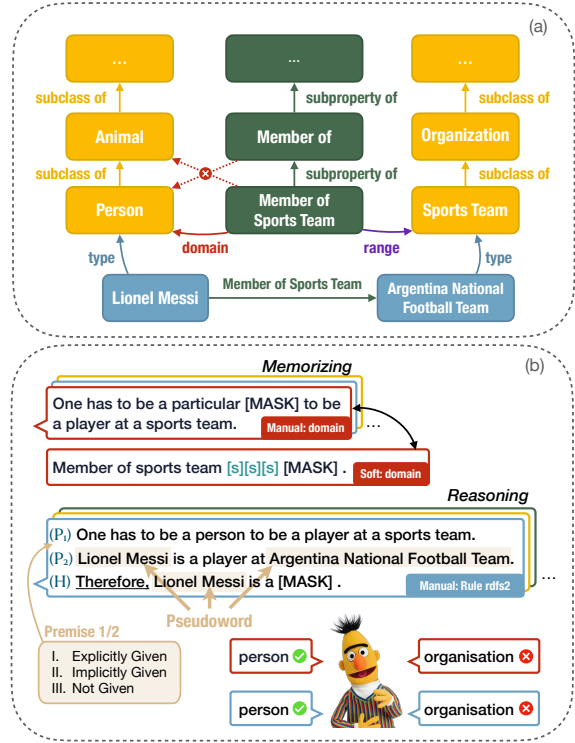


Figure 1: (a) An example of an ontological knowledge graph. (b) Potential manual and soft prompts to probe the knowledge and corresponding semantics. Instances are replaced by pseudowords in reasoning experiments to mitigate potential interference from model memory.

Existing probing works mainly focus on factual knowledge associated with instances (Petroni et al., 2019; Jiang et al., 2020; Safavi and Koutra, 2021). Meanwhile, although classes (concepts) have raised some research interest (Bhatia and Richie, 2020; Peng et al., 2022; Lin and Ng, 2022), there is no systematic study of ontological knowledge.

Ontological knowledge models the world with a set of classes and properties and the relationships that hold between them (Nilsson, 2006; Kumar et al., 2019). It plays a vital role in many NLP tasks such as question answering by being injected into (Goodwin and Demner-Fushman, 2020) or embedded outside deep neural networks (Wang et al.,

2017). Therefore, it is essential to explore whether PLMs can encode ontological knowledge and have a semantic understanding of the knowledge rather than rote memorizing its surface form.

In this paper, we first probe PLM’s memorization of ontological knowledge. Specifically, as shown in Figure 1(a), we construct memorization tests about (1) Types of entities. Entities can be categorized into classes, as Lionel Messi is a *Person* and Argentina National Football Team is a *Sports Team*. (2) Hierarchical relationships between classes, e.g., *Person* is a subclass of *Animal*. (3) Hierarchical relationships between properties, e.g., *Member of Sports Team* is a subproperty of *Member of*. (4) Domain constraints of properties. It specifies information about the subjects to which a property applies. For example, the subject of *Member of Sports Team* should be an instance of *Person*. (5) Range constraints of properties. Similar to domain, range specifies information about the object of a property, such as the object of *Member of Sports Team* should be an instance of *Sports Team*. Experiments prove that PLMs store a certain amount of ontological knowledge.

To further examine whether PLMs understand ontological knowledge, we investigate if PLMs can correctly perform logical reasoning that requires ontological knowledge. Illustrated in Figure 1(b), given the fact triple (Lionel Messi, *Member of Sports Team*, Argentina National Football Team) along with property constraints, we can perform type inferences to conclude that Lionel Messi is a *Person*, and Argentina National Football Team is a *Sports Team*. We comprehensively investigate the reasoning capability of PLMs over ontological knowledge following six entailment rules. Experiments show that PLMs can apply implicit ontological knowledge to draw conclusions through reasoning, but the accuracy of their reasoning falls short of perfection. This observation suggests that PLMs possess a limited understanding of ontological knowledge.

In summary, we systematically probe whether PLMs know and understand ontological knowledge. Our main contributions can be summarized as follows: (1) We construct a dataset that evaluates the ability of PLMs to memorize ontological knowledge and their capacity to draw inferences based on ontological entailment rules. (2) We comprehensively probe the reasoning ability of PLMs by carefully classifying how ontological knowledge

is given as a premise. (3) We find that PLMs can memorize certain ontological knowledge but have a limited understanding. We anticipate that our work will facilitate more in-depth research on ontological knowledge probing with PLMs. The code and dataset are released at <https://github.com/vickywu1022/OntoProbe-PLMs>.

2 Benchmark Construction

In this section, we present our methodology for ontology construction and the process of generating memorizing and reasoning tasks based on the ontology for our probing analysis.

2.1 Ontology Building

Class We use DBpedia (Auer et al., 2007) to obtain classes and their instances. Specifically, we first retrieve all 783 classes in DBpedia, then use SPARQL (hommeaux, 2011) to query their instances using the type relation and superclasses using the subclass-of relation. We sample 20 instances for each class.

Property Properties are collected based on DBpedia and Wikidata (Vrandečić and Krötzsch, 2014) using the following pipeline: (1) Obtain properties from Wikidata and use *subproperty of* (P1647) in Wikidata to find their superproperties. (2) Query the domain and range constraints of the properties using *property constraint* (P2302) in Wikidata. (3) Align the Wikidata properties with DBpedia properties by *equivalent property* (P1628). (4) Query the domain and range constraints of the properties in DBpedia. (5) Cleanse the collected constraints using the above-collected class set as vocabulary. We choose 50 properties with sensible domain, range and superproperties.

2.2 Construction of Memorizing Task

The memorizing task consists of five subtasks, each probing the memorization of an ontological relationship: (1) **TP**: types of a given instance, (2) **SCO**: superclasses of a given class, (3) **SPO**: superproperties of a given property, (4) **DM**: domain constraint on a given property, and (5) **RG**: range constraint on a given property. Every subtask is formulated as a cloze-completion problem, as shown in Figure 1(b). Multiple correct answers exist for TP, SCO, and SPO, which form a chain of classes or properties. There is only one correct answer for DM and RG, as it is not sound to declare an expanded restriction on a property. For instance,

Task	Ontological Rel.	Candidate	Train	Dev	Test
TP	type	class	10	10	8789
SCO	subclass of	class	10	10	701
SPO	subproperty of	property	10	10	39
DM	domain	class	10	10	30
RG	range	class	10	10	28

Table 1: Ontological relationship, type of candidate, and dataset size for each memorizing subtask.

Animal is too broad as the domain constraint of the property *Member of Sports Team* (*P54*), hence applying *Person* as the domain.

We construct the dataset for each subtask using the ontology built in Sec. 2.1 and reserve 10 samples for training and 10 for validation to facilitate few-shot knowledge probing. The statistics of the dataset for each subtask are shown in Table 1.

2.3 Construction of Reasoning Task

We construct the reasoning task based on the entailment rules specified in the Resource Description Framework Schema (RDFS)¹. We propose six subtasks, each probing the reasoning ability following a rule listed in Table 2. For rule *rdfs2/3/7*, we design a pattern for each property to be used between a pair of instances, e.g., "[X] is a player at [Y] ." for *Member of Sports Team*, where [X] and [Y] are the subject and object, respectively.

Each entailment rule describes a reasoning process: $\mathcal{P}_1 \wedge \mathcal{P}_2 \models \mathcal{H}$, where $\mathcal{P}_1, \mathcal{P}_2$ are the premises

¹RDFS is an extension of RDF (Brickley and Guha, 2002; Gibbins and Shadbolt, 2009), a widely used and recognized data model. See <https://www.w3.org/TR/rdf11-nt/#rdfs-entailment> for all the entailment rules.

Rule	Premises	Conclusion	Candidate	Remark
rdfs2	\mathcal{P}_1 aaa domain xxx . \mathcal{P}_2 uuu aaa vvv.	uuu type xxx .	class	Type inference through domain constraint.
rdfs3	\mathcal{P}_1 aaa range xxx . \mathcal{P}_2 uuu aaa vvv.	vvv type xxx .	class	Type inference through range constraint.
rdfs5	\mathcal{P}_1 bbb subproperty of ccc . \mathcal{P}_2 aaa subproperty of bbb.	aaa subproperty of ccc .	property	Transitivity of subproperty.
rdfs7	\mathcal{P}_1 aaa subproperty of bbb . \mathcal{P}_2 uuu aaa vvv.	uuu bbb vvv.	property pattern	Property inheritance through subproperty.
rdfs9	\mathcal{P}_1 xxx subclass of yyy . \mathcal{P}_2 uuu type xxx.	uuu type yyy .	class	Type inheritance through subclass.
rdfs11	\mathcal{P}_1 yyy subclass of zzz . \mathcal{P}_2 xxx subclass of yyy.	xxx subclass of zzz .	class	Transitivity of subclass.

Table 2: Entailment rules for the reasoning task. Symbol aaa and bbb represent any random property. Symbols xxx, yyy and zzz represent some classes, and uuu and vvv represent some instances. Constituents of the conclusion highlighted in orange are to be masked in the input, and \mathcal{P}_1 is the premise that contains the same constituents.

and \mathcal{H} is the hypothesis. Similar to the memorizing task, we formulate the reasoning task as cloze-completion by masking the hypothesis (see Figure 1(b)). Premises are also essential to the reasoning process and can be:

- *Explicitly Given*: The premise is explicitly included in the input of the model, and inferences are made with natural language statements.
- *Implicitly Given*: The premise is not explicitly given but memorized by the model as implicit knowledge. The model needs to utilize implicit knowledge to perform inferences, which relieves the effect of context and requires understanding the knowledge.
- *Not Given*: The premise is neither explicitly given nor memorized by the model. It serves as a baseline where the model makes no inference.

Hence, there exist 3×3 different setups for two premises. It is a refinement of the experimental setup used by Talmor et al. (2020), which only distinguishes whether a premise is explicitly included in the input. We determine the memorization of a premise by the probing results of the memorizing task, which will be elaborated in Sec. 3.2.3.

3 Probing Methods

We investigate encoder-based PLMs (BERT (Devlin et al., 2019) and RoBERTa (Liu et al., 2019)) that can be utilized as input encoders for various NLP tasks. Prompt is an intuitive method of our probing task as it matches the mask-filling nature

Ontological Rel.	Manual Template	Soft Template
type	Lionel Messi is a [MASK] . Lionel Messi has class [MASK] . Lionel Messi is a particular [MASK] .	Lionel Messi <s1> <s2> <s3> [MASK] .
subclass of	Person is a [MASK] . Person has superclass [MASK] . Person is a particular [MASK] .	Person <s1> <s2> <s3> [MASK] .
subproperty of	Member of sports team implies [MASK] .	Member of sports team <s1> <s2> <s3> [MASK] .
domain	One has to be a particular [MASK] to be a player at a sports team .	Member of sports team <s1> <s2> <s3> [MASK] .
range	One has to be a particular [MASK] to have a player at that .	Member of sports team <s1> <s2> <s3> [MASK] .

Table 3: Manual and soft templates used in prompt-based probing. In soft templates, <s1> <s2> and <s3> correspond to soft tokens.

of BERT. We use OpenPrompt (Ding et al., 2022), an open-source framework for prompt learning that includes the mainstream prompt methods, to facilitate the experiments.

3.1 Probing Methods for Memorization

3.1.1 Prompt Templates

Manual Templates Manual prompts with human-designed templates written in discrete language phrases are widely used in zero-shot probing (Schick and Schütze, 2021) as PLMs can perform tasks without any training. Manual templates are designed for all the ontological relationships in our task, as shown in Table 3.

Soft Templates One of the disadvantages of manual prompts is that the performance can be significantly affected by perturbation to the prompt templates (Jiang et al., 2020). A common alternative is to use soft prompts that consist of learnable soft tokens (Liu et al., 2021; Li and Liang, 2021) instead of manually defined templates. The soft prompts we use for ontological relationships are also shown in Table 3. To probe using soft prompts, we tune randomly initialized soft tokens on the training set with the PLMs parameters being frozen. Detailed training setups are listed in Appendix A.

3.1.2 Candidates Scoring

Given a candidate c which can be tokenized into n tokens c_1, c_2, \dots, c_n , such that $c_i \in V, i = \{1, \dots, n\}, n \geq 1$, where V is the vocabulary of the model, it is scored based on the log probability of predicting it in the masked prompt. We can either use n different [MASK] tokens or the same [MASK] token to obtain the log probability of each composing token c_i , and then compute the

log probability of the candidate c . For simplicity, we use a single [MASK] token when illustrating our prompts.

Multiple Masks For a candidate c consisting of n tokens, we use n [MASK] tokens in the masked input, with the i th [MASK] token denoted as $[MASK]_i$. The candidate probability can be computed by three different pooling methods: (1) *mean*: the average of log probabilities of composing tokens (Klein and Nabi, 2020), (2) *max*: the maximum log probability of all composing tokens, (3) *first*: the log probability of the first composing token. Formally, the score s of candidate c is computed as:

$$\hat{s}_i = \log(p([MASK]_i = c_i))$$

$$s = \text{Pooling}(\hat{s}_1, \hat{s}_2, \dots, \hat{s}_n)$$

Single Mask We use one single [MASK] token to obtain an independent prediction of each token. The log probability of each composing token c_i equals the log probability of recovering c_i in the same [MASK], and the candidate is scored with the proposed pooling methods.

$$\hat{s}_i = \log(p([MASK] = c_i))$$

3.1.3 Metrics

We rank the candidates by their log probability scores and use the top K Recall (R@K) and Mean Reciprocal Rank (MRR) as our evaluation metrics. Since MRR only evaluates the ability to retrieve the first ground truth, we additionally take the average rank of all gold labels as the final rank when computing mean reciprocal rank to evaluate models' ability to retrieve all the ground truths and denote

it as MRR_a . Formally, MRR_a is defined as:

$$MRR_a = \frac{1}{n} \sum_{i=1}^n \frac{1}{|G_i|} \sum_{g \in G_i} \text{rank}(g)$$

where n is the number of samples in the dataset and G_i is the gold label set of the i th sample.

3.2 Probing Methods for Reasoning

We explain how we concatenate the premises and hypothesis in the textual input, exclude the models’ memory of hypotheses and split a set of premises based on how well the knowledge they represent is memorized by the model. We follow the candidate scoring methods proposed in Sec. 3.1.2 and evaluation metrics in Sec. 3.1.3.

3.2.1 Prompt Templates

Apart from the prompt templates for our concerned ontological relationships introduced in Sec. 3.1.1, we further add conjunction tokens between the premises and hypothesis, which can be either manually designed or automatically tuned.

Manual Conj. As in Figure 1(b), we use a conjunctive adverb *therefore* between the premises and hypothesis. It is kept when there is no premise explicitly given in the input to exclude the effect of the template on probing results under different premise settings.

Soft Conj. We can also use soft conjunctions by adding a soft token between premises explicitly given in the input and a soft token between the premises and the hypothesis. Therefore, the input would be " \mathcal{P}_1 <s4> \mathcal{P}_2 <s5> \mathcal{H} ". The soft templates used in \mathcal{P}_1 , \mathcal{P}_2 and \mathcal{H} are loaded from the learned soft prompts in memorizing tasks and finetuned together with soft conjunctions.

3.2.2 Reasoning with Pseudowords

When testing the reasoning ability of PLMs, we replace the specific instances, classes, and properties in the hypothesis prompt with *pseudowords* to prevent probing the memorization of hypotheses. Pseudowords (Schütze, 1998; Zhang and Pei, 2022; Goodwin et al., 2020) are artificially constructed words without any specific lexical meaning. For example, the reasoning prompt for the transitivity of subclass (i.e., rule rdfs9) is "[X] is a person. Person is an animal. Therefore, [X] is a particular [MASK] .", where [X] is a pseudoword.

Inspired by (Karidi et al., 2021), we obtain pseudowords for PLMs by creating embeddings without

special semantics. Specifically, we sample embeddings at a given distance from the [MASK] token, as the [MASK] token can be used to predict all the words in the vocabulary and appear anywhere in the sentence. The sampling distance d is set to be smaller than the minimum L2 distance between [MASK] and any other tokens in the static embedding space. Formally:

$$d = \alpha \cdot \min_{t \in V} \|\mathbf{z}_t - \mathbf{z}_{[MASK]}\|_2$$

where \mathbf{z}_t is the static embedding of token t and $\alpha \in (0, 1)$ is a coefficient. Moreover, we require that the distance between two pseudowords is at least the sampling distance d to ensure they can be distinguished from each other.

3.2.3 Classifying Premises: Memorized or not

To determine whether a premise is memorized by the model when it is not explicitly given in the input, we employ a classifying method based on the rank of the correct answer in the memorizing task to sort and divide the premise set. The first half of the premise set is regarded as memorized, and the second half is not.

Each rule consists of two premises and we classify them separately. For \mathcal{P}_1 , which involves knowledge of subclass, subproperty, domain or range tested in the memorizing task, we can leverage previously calculated reciprocal rank during the evaluation. Premises are then sorted in descending order by the reciprocal rank. We conduct the same tests on \mathcal{P}_2 , which involves knowledge of pseudowords, to examine model predispositions towards specific predictions and classify whether \mathcal{P}_2 is memorized or not. Finally, we form our test set by combining premises according to the entailment rule and how each premise is given.

4 Results and Findings

In this section, we introduce the performance of PLMs² on the test sets of memorizing and reasoning tasks, and analyze the results to posit a series of findings. We then analyze the effectiveness of different prompts. Detailed experimental results can be found in Appendix C.

4.1 Memorizing Task

The baseline model used for the memorizing task is a frequency-based model which predicts a list

²We use variants of BERT and RoBERTa models from <https://huggingface.co>.

Task	Metric	Model												
		Frequency Baseline	BERT-B-C		BERT-B-U		BERT-L-C		BERT-L-U		RoBERTa-B		RoBERTa-L	
			manT	softT	manT	softT	manT	softT	manT	softT	manT	softT	manT	softT
TP	R@1	15.4	18.9	20.1	21.2	24.8	15.7	22.9	22.3	13.1	6.6	15.9	9.0	8.7
	R@5	15.6	41.0	46.4	48.8	49.3	46.3	50.6	42.1	43.9	18.3	41.1	39.1	22.4
	MRR _a	1.3	2.0	1.9	3.1	2.7	2.4	2.0	1.8	2.0	0.9	1.9	1.6	0.9
	MRR	19.6	28.4	31.2	33.2	35.1	25.0	36.0	32.1	23.9	11.9	28.1	23.7	14.9
SCO	R@1	8.1	11.0	29.7	15.1	37.9	14.0	35.0	11.6	31.0	9.8	24.5	9.0	22.8
	R@5	38.9	38.1	47.9	43.5	55.9	43.8	54.6	35.4	53.5	22.1	41.4	39.1	42.8
	MRR _a	7.4	5.3	11.8	6.6	13.3	6.7	9.7	3.7	8.9	4.2	8.5	4.5	5.5
	MRR	23.7	22.7	39.2	29.0	46.4	25.8	41.2	21.9	41.9	16.7	29.7	24.6	32.9
SPO	R@1	25.6	23.1	38.5	20.5	38.5	18.0	38.5	23.1	41.0	10.3	35.9	10.3	41.0
	R@5	28.2	64.1	64.1	69.2	74.4	59.0	76.9	69.2	64.1	33.3	61.5	30.8	69.2
	MRR _a	15.8	15.8	23.8	19.5	29.3	19.5	29.8	19.0	28.8	8.8	25.1	10.0	29.6
	MRR	31.2	39.2	43.7	38.3	53.5	34.5	49.8	39.3	52.9	20.6	47.4	21.9	53.8
DM	R@1	43.3	43.3	30.0	43.3	40.0	50.0	40.0	33.3	26.7	6.7	43.3	13.3	16.7
	R@5	60.0	53.3	60.0	53.3	63.3	60.0	63.3	53.3	50.0	20.0	63.3	46.7	50.0
	MRR	50.9	47.6	40.7	49.3	50.0	50.3	48.7	43.2	33.5	15.3	49.0	27.4	25.5
RG	R@1	10.7	46.4	57.1	42.9	57.1	57.1	57.1	46.4	53.6	32.1	46.4	17.9	42.9
	R@5	53.6	67.9	67.9	75.0	75.0	78.6	75.0	78.6	75.0	57.1	53.6	53.6	71.4
	MRR	31.2	59.1	62.7	56.0	63.9	66.8	66.2	61.1	59.5	44.0	50.3	33.2	48.5

Table 4: Performance (%) of the memorizing task. B/L stands for base/large and C/U stands for cased/uncased. The distinction between the prompt templates (manT for manual template and softT for soft template) is preserved, and for the other settings, such as the number of [MASK] tokens and pooling methods, we use the ones that give the best results and discuss their impacts in Appendix B.

of gold labels in the training set based on the frequency at which they appear, followed by a random list of candidates that are not gold labels in the training set. It combines prior knowledge and random guesses and is stronger than a random baseline.

The experimental results of the memorizing task are summarized in Table 4, from which we can observe that: (1) The best performance of PLMs is better than the baseline on every task except for DM. On DM, the baseline achieves higher MRR. If taking all three metrics into account, the best performance of PLMs still surpasses the performance of the baseline. (2) Except for DM, BERT models achieve much better performance than the baseline in all subtasks and all metrics. Taking an average of the increase in each metric, they outperform the baseline by 43–198%. Only BERT-base-uncased and BERT-large-cased outperform the baseline in DM by a small margin of 1% and 7%. (3) RoBERTa models generally fall behind BERT, showing a 38–134% improvement compared with the baseline except for DM. (4) Despite a significant improvement from the baseline, the results are still not perfect in all subtasks.

PLMs can memorize certain ontological knowledge but not perfectly. Based on the above observation, we can conclude that PLMs have a certain memory of the concerned ontological rela-

tionships and the knowledge can be accessed via prompt, allowing them to outperform a strong baseline. It proves that during pretraining, language models learn not only facts about entities but also their ontological relationships, which is essential for a better organization of world knowledge. However, the memorization is not perfect, urging further efforts on ontology-aware pretraining.

Large models are not necessarily better at memorizing ontological knowledge. According to Petroni et al. (2019), models with larger sizes appear to store more knowledge and achieve better performance in both knowledge probing tasks and downstream NLP tasks. However, as shown in Table 4, BERT-large-uncased is worse than its smaller variant under most circumstances, and RoBERTa-large is worse than RoBERTa-base in TP and DM. It demonstrates that the scale of model parameters does not necessarily determine the storage of ontological knowledge.

4.2 Reasoning Task

We fix the usage of multiple masks and mean-pooling in the reasoning experiments as they generally outperform other settings in the memorizing task (see Appendix B). We take an average of the MRR metrics using different templates and illustrate the results of BERT-base-cased and RoBERTa-

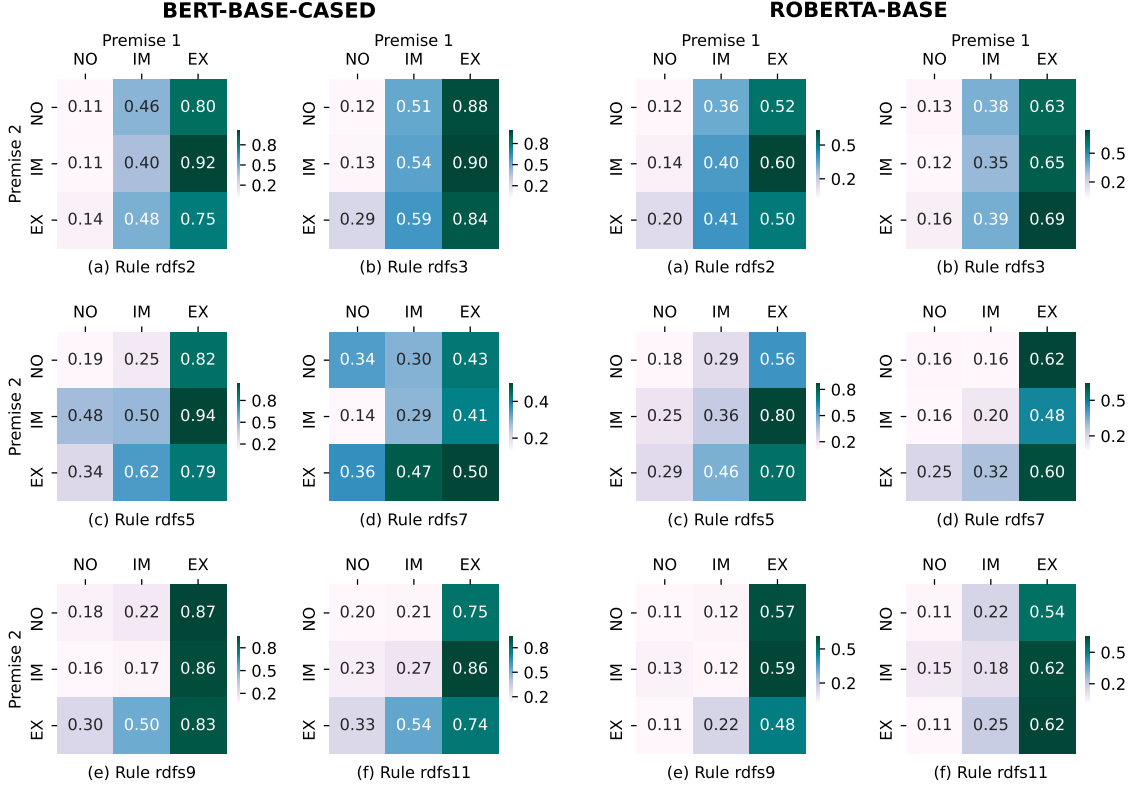


Figure 2: The MRR by BERT-base-cased and RoBERTa-base using different combinations of premises. EX stands for explicitly given, IM stands for implicitly given and NO stands for not given. Other metrics show similar trends.

base in Figure 2. With neither premise given, the rank of the ground truth is usually low. It shows that models have little idea of the hypothesis, which is reasonable because the information of pseudowords is probed. With premises implicitly or explicitly given, especially \mathcal{P}_1 , the MRR metrics improve in varying degrees. Moreover, results show that BERT-base-cased has better reasoning ability with our concerned ontological entailment rules than RoBERTa-base.

PLMs have a limited understanding of the semantics behind ontological knowledge. To reach a more general conclusion, we illustrate the overall reasoning performance in Figure 3 by averaging over all the entailment rules and PLMs, and find that: (1) When \mathcal{P}_1 is explicitly given in the input text, models are able to significantly improve the rank of gold labels. As \mathcal{P}_1 contains the ground truth in its context, it raises doubt about whether the improvement is obtained through logical reasoning or just priming (Misra et al., 2020). (2) Explicitly giving \mathcal{P}_2 introduces additional tokens that may not be present in gold labels, making $\mathcal{P}_1/\mathcal{P}_2 = \text{EX}/\text{EX}$ worse than $\mathcal{P}_1/\mathcal{P}_2 = \text{EX}/\text{IM}$. (3) When premises are implicitly given, the MRR

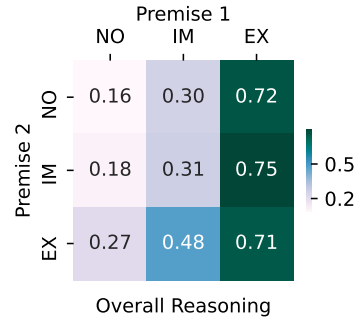


Figure 3: The macro-averaged MRR across different entailment rules and language models with different combinations of premises.

metrics are higher than when they are not given. It implies that, to some extent, PLMs can utilize the implicit ontological knowledge and select the correct entailment rule to make inferences. (4) However, none of the premises combinations can give near-perfect reasoning performance (MRR metrics close to 1), suggesting that PLMs only have a weak understanding of ontological knowledge.

Paraphrased properties are a challenge for language models. In Figure 2(d), the premise \mathcal{P}_1 of rule rdfs7 contains a paraphrased version of the

ground truth, which is the manually-designed pattern of a particular property. Compared with rule `rdfs5` shown in Figure 2(c), where \mathcal{P}_1 contains the surface form of the correct property, the MRR of BERT-base-cased of `rdfs7` decreases by 23%, 49% and 29% when \mathcal{P}_1 is explicitly given and \mathcal{P}_2 is not, implicitly and explicitly given, respectively. Though the MRR of RoBERTa-base of `rdfs7` increases when \mathcal{P}_2 is not given, it decreases by 40% and 15% when \mathcal{P}_2 is implicitly and explicitly given. This suggests that PLMs fail to understand the semantics of some properties, thus demonstrating a limited understanding of ontological knowledge.

4.3 Effectiveness of Prompts

In this section, we discuss how prompt templates affect performance. In the memorizing task, Table 4 shows that using soft templates generally improves the performance of memorizing tasks, in particular TP, SCO and SPO. It suggests that it is non-trivial to extract knowledge from PLMs.

Meanwhile, only a few models perform better with soft templates on DM and RG with a relatively marginal improvement. This could be explained by the fact that both the manual templates and semantics of domain and range constraints are more complex than those of other relationships. Therefore, it is difficult for models to capture with only three soft tokens. We also note that RoBERTa models appear to benefit more from soft templates than BERT models, probably due to their poor performance with manual templates.

Trained soft templates for each relation barely help with reasoning, though. In Figure 4, we summarize the performance by averaging across different models and reasoning tasks and find that it is the trained conjunction token which improves the performance of reasoning rather than the soft templates that describe ontological relationships. It might be inspiring that natural language inference with PLMs can be improved by adding trainable tokens as conjunctions instead of simply concatenating all the premises.

5 Preliminary Evaluation of ChatGPT

After we finished the majority of our probing experiments, ChatGPT, a decoder-only model, was publicly released and demonstrated remarkable capabilities in commonsense knowledge and reasoning. Therefore, we additionally perform a preliminary probe of the ability of ChatGPT to memorize and

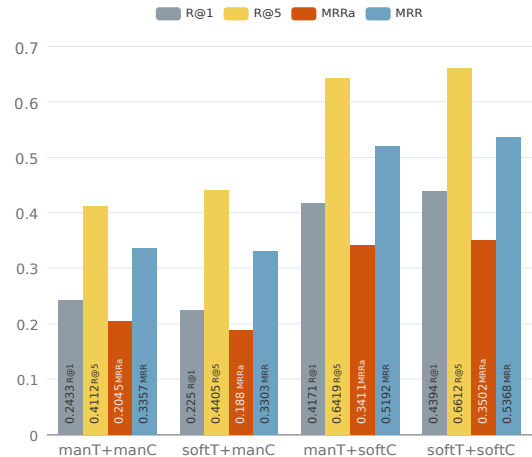


Figure 4: Effectiveness of different combinations of templates and conjunction tokens in reasoning.

Task	ChatGPT	BERT-base-uncased
TP	70.2	42.6
SCO	83.6	52.4
SPO	71.8	38.5
DM	86.7	70.0
RG	82.1	82.1

Table 5: Accuracy (%) achieved by ChatGPT and BERT-base-uncased on the multiple-choice memorizing task with 20 candidates.

understand ontological knowledge.

Since ChatGPT is a decoder-only model, we employ a distinct probing method from what is expounded in Sec. 3. Instead of filling masks, we directly ask ChatGPT to answer multiple-choice questions with 20 candidate choices and evaluate the accuracy.

5.1 Probing for Memorization Ability

For memorization probing, we use the finest-grained gold label as the correct answer and randomly sample 19 negative candidates to form the choice set. Take the TP task as an example, we query the GPT-3.5-turbo API with the prompt "What is the type of Lionel Messi? (a) soccer player, (b) work, (c) ..." followed by remaining candidates. We sample 500 test cases for the TP and SCO tasks and use the complete test sets for the other tasks.

For comparison, we also conduct the experiments using BERT-base-uncased, a generally competitive PLM in memorizing and understanding ontological knowledge, with manual prompts and the identical candidate subset. The results presented in Table 5 indicate that ChatGPT outperforms BERT-

\mathcal{P}_1	AVG	RDFS Rule					
		rdfs2	rdfs3	rdfs5	rdfs7	rdfs9	rdfs11
NO	13.5	25.0	16.7	0.0	0.0	19.0	20.8
IM	82.8	76.9	86.4	71.5	77.7	91.9	92.4
EX	97.1	100.0	96.4	94.9	96.9	97.4	97.0

Table 6: Accuracy (%) achieved by ChatGPT on each reasoning subtask with \mathcal{P}_2 explicitly given.

base-uncased significantly in most of the memorizing tasks associated with ontological knowledge.

5.2 Probing for Reasoning Ability

Since we cannot input embeddings in the GPT-3.5-turbo API, we use X and Y to represent pseudowords as they are single letters that do not convey meanings. However, ChatGPT cannot generate any valid prediction without sufficient context regarding these pseudowords. Therefore, \mathcal{P}_2 needs to be explicitly provided to describe the characteristics or relations of the pseudowords. We then explore the ability of ChatGPT to select the correct answer from 20 candidates with different forms of \mathcal{P}_1 . In this task, \mathcal{P}_1 is regarded as memorized if the model can correctly choose the gold answer from the given 20 candidates in the memorizing task.

Based on the results presented in Table 6, ChatGPT demonstrates high accuracy when \mathcal{P}_1 is either implicitly or explicitly given, suggesting its strong capacity to reason and understand ontological knowledge. Due to a substantial disparity in the knowledge memorized by ChatGPT compared to other models (as shown in section 5.1), their performance is not directly comparable when \mathcal{P}_1 is not given or implicitly given. Therefore, we only compare ChatGPT and BERT-base-uncased when \mathcal{P}_1 is explicitly given. Results show that ChatGPT significantly outperforms BERT-base-uncased in explicit reasoning (97.1% vs. 88.2%).

6 Related Work

Knowledge Probing Language models are shown to encode a wide variety of knowledge after being pretrained on a large-scale corpus. Recent studies probe PLMs for linguistic knowledge (Vulić et al., 2020; Hewitt and Manning, 2019), world knowledge (Petroni et al., 2019; Jiang et al., 2020; Safavi and Koutra, 2021), actionable knowledge (Huang et al., 2022), etc. via methods such as cloze prompts (Beloucif and Bie-mann, 2021; Petroni et al., 2020) and linear classifiers (Hewitt and Liang, 2019; Pimentel et al.,

2020). Although having explored extensive knowledge within PLMs, previous knowledge probing works have not studied ontological knowledge systematically. We cut through this gap to investigate how well PLMs know about ontological knowledge and the meaning behind the surface form.

Knowledge Reasoning Reasoning is the process of drawing new conclusions through the use of existing knowledge and rules. Progress has been reported in using PLMs to perform reasoning tasks, including arithmetic (Wang et al., 2022; Wei et al., 2022), commonsense (Talmor et al., 2019, 2020; Wei et al., 2022), logical (Creswell et al., 2022) and symbolic reasoning (Wei et al., 2022). These abilities can be unlocked by finetuning a classifier on downstream datasets (Talmor et al., 2020) or using proper prompting strategies (e.g., chain of thought (CoT) prompting (Wei et al., 2022) and generated knowledge prompting (Liu et al., 2022)). This suggests that despite their insensitivity to negation (Ettinger, 2020; Kassner and Schütze, 2020) and over-sensitivity to lexicon cues like priming words (Helwe et al., 2021; Misra et al., 2020), PLMs have the potential to make inferences over implicit knowledge and explicit natural language statements. In this work, we investigate the ability of PLMs to perform logical reasoning with implicit ontological knowledge to examine whether they understand the semantics beyond memorization.

7 Conclusion

In this work, we systematically probe whether PLMs encode ontological knowledge and understand its semantics beyond the surface form. Experiments show that PLMs can memorize some ontological knowledge and make inferences based on implicit knowledge following ontological entailment rules, suggesting that PLMs possess a certain level of awareness and understanding of ontological knowledge. However, it is important to note that both the accuracy of memorizing and reasoning is less than perfect, and the difficulty encountered by PLMs when processing paraphrased knowledge is confirmed. These observations indicate that their knowledge and understanding of ontology are limited. Therefore, enhancing the knowledge and understanding of ontology would be a worthy future research goal for language models. Our exploration into ChatGPT shows an improved performance in both memorizing and reasoning tasks, signifying the potential for further advancements.

Limitations

The purpose of our work is to evaluate the ontological knowledge of PLMs. However, a sea of classes and properties exist in the real world and we only cover a selective part of them. Consequently, the scope of our dataset for the experimental analysis is limited. The findings from our experiments demonstrate an imperfect knowledge and understanding obtained by the models, indicating a tangible room for enhancement in both ontological knowledge memorization and understanding and a need for a better ability to address paraphrasing. These observations lead us to contemplate refining the existing pretraining methods to help language models achieve better performance in related tasks.

Ethics Statement

We propose our ethics statement of the work in this section: (1) Dataset. Our data is obtained from DBpedia and Wikidata, two publicly available linked open data projects related to Wikipedia. Wikidata is under the Creative Commons CC0 License, and DBpedia is licensed under the terms of the Creative Commons Attribution-ShareAlike 3.0 license and the GNU Free Documentation License. We believe the privacy policies of DBpedia³ and Wikidata⁴ are well carried out. We inspect whether our dataset, especially instances collected, contains any unethical content. No private information or offensive topics are found during human inspection. (2) Labor considerations. During dataset construction, the authors voluntarily undertake works requiring human efforts, including data collection, cleansing, revision and design of property patterns. All the participants are well informed about how the dataset will be processed, used and released. (3) Probing results. As PLMs are pretrained on large corpora, they may give biased results when being probed. We randomly check some probing results and find no unethical content in these samples. Therefore, we believe that our study does not introduce additional risks.

Acknowledgement

This work was supported by the National Natural Science Foundation of China (61976139) and by Alibaba Group through Alibaba Innovative Research Program.

³<https://www.dbpedia.org/privacy/>

⁴https://foundation.wikimedia.org/wiki/Privacy_policy

References

- Badr AlKhamissi, Millicent Li, Asli Celikyilmaz, Mona Diab, and Marjan Ghazvininejad. 2022. A review on language models as knowledge bases. *arXiv preprint arXiv:2204.06031*.
- Sören Auer, Christian Bizer, Georgi Kobilarov, Jens Lehmann, Richard Cyganiak, and Zachary Ives. 2007. *Dbpedia: A nucleus for a web of open data*. *Lecture Notes in Computer Science*, 6:722–735.
- Meriem Beloucif and Chris Biemann. 2021. *Probing pre-trained language models for semantic attributes and their values*. In *Findings of the Association for Computational Linguistics: EMNLP 2021*, pages 2554–2559, Punta Cana, Dominican Republic. Association for Computational Linguistics.
- Sudeep Bhatia and Russell Richie. 2020. *Transformer networks of human conceptual knowledge*. *Psychological review*.
- Dan Brickley and Ramanathan V. Guha. 2002. *Resource description framework (rdf) model and syntax specification*.
- Antonia Creswell, Murray Shanahan, and Irina Higgins. 2022. *Selection-inference: Exploiting large language models for interpretable logical reasoning*. *ArXiv*, abs/2205.09712.
- Jacob Devlin, Ming-Wei Chang, Kenton Lee, and Kristina Toutanova. 2019. *BERT: Pre-training of deep bidirectional transformers for language understanding*. In *Proceedings of the 2019 Conference of the North American Chapter of the Association for Computational Linguistics: Human Language Technologies, Volume 1 (Long and Short Papers)*, pages 4171–4186, Minneapolis, Minnesota. Association for Computational Linguistics.
- Ning Ding, Shengding Hu, Weilin Zhao, Yulin Chen, Zhiyuan Liu, Haitao Zheng, and Maosong Sun. 2022. *OpenPrompt: An open-source framework for prompt-learning*. In *Proceedings of the 60th Annual Meeting of the Association for Computational Linguistics: System Demonstrations*, pages 105–113, Dublin, Ireland. Association for Computational Linguistics.
- Allyson Ettinger. 2020. *What BERT is not: Lessons from a new suite of psycholinguistic diagnostics for language models*. *Transactions of the Association for Computational Linguistics*, 8:34–48.
- Nicholas Gibbins and Nigel Shadbolt. 2009. *Resource description framework (rdf)*.
- Emily Goodwin, Koustuv Sinha, and Timothy J. O’Donnell. 2020. *Probing linguistic systematicity*. In *Proceedings of the 58th Annual Meeting of the Association for Computational Linguistics*, pages 1958–1969, Online. Association for Computational Linguistics.

- Travis Goodwin and Dina Demner-Fushman. 2020. [Enhancing question answering by injecting ontological knowledge through regularization](#). In *Proceedings of Deep Learning Inside Out (DeeLIO): The First Workshop on Knowledge Extraction and Integration for Deep Learning Architectures*, pages 56–63, Online. Association for Computational Linguistics.
- Chadi Helwe, Chloé Clavel, and Fabian M. Suchanek. 2021. [Reasoning with transformer-based models: Deep learning, but shallow reasoning](#). In *3rd Conference on Automated Knowledge Base Construction*.
- John Hewitt and Percy Liang. 2019. [Designing and interpreting probes with control tasks](#). In *Proceedings of the 2019 Conference on Empirical Methods in Natural Language Processing and the 9th International Joint Conference on Natural Language Processing (EMNLP-IJCNLP)*, pages 2733–2743, Hong Kong, China. Association for Computational Linguistics.
- John Hewitt and Christopher D. Manning. 2019. [A structural probe for finding syntax in word representations](#). In *Proceedings of the 2019 Conference of the North American Chapter of the Association for Computational Linguistics: Human Language Technologies, Volume 1 (Long and Short Papers)*, pages 4129–4138, Minneapolis, Minnesota. Association for Computational Linguistics.
- E. Prud'hommeaux. 2011. [Sparql query language for rdf](#).
- Wenlong Huang, Pieter Abbeel, Deepak Pathak, and Igor Mordatch. 2022. [Language models as zero-shot planners: Extracting actionable knowledge for embodied agents](#). In *International Conference on Machine Learning*, pages 9118–9147. PMLR.
- Zhengbao Jiang, Frank F. Xu, Jun Araki, and Graham Neubig. 2020. [How can we know what language models know?](#) *Transactions of the Association for Computational Linguistics*, 8:423–438.
- Taelin Karidi, Yichu Zhou, Nathan Schneider, Omri Abend, and Vivek Srikumar. 2021. [Putting words in BERT's mouth: Navigating contextualized vector spaces with pseudowords](#). In *Proceedings of the 2021 Conference on Empirical Methods in Natural Language Processing*, pages 10300–10313, Online and Punta Cana, Dominican Republic. Association for Computational Linguistics.
- Nora Kassner and Hinrich Schütze. 2020. [Negated and misprimed probes for pretrained language models: Birds can talk, but cannot fly](#). In *Proceedings of the 58th Annual Meeting of the Association for Computational Linguistics*, pages 7811–7818, Online. Association for Computational Linguistics.
- Tassilo Klein and Moin Nabi. 2020. [Contrastive self-supervised learning for commonsense reasoning](#). In *Proceedings of the 58th Annual Meeting of the Association for Computational Linguistics*, pages 7517–7523, Online. Association for Computational Linguistics.
- Dikshit Kumar, Agam Kumar, Man Singh, Archana Patel, and Sarika Jain. 2019. An online dictionary and thesaurus.
- Xiang Lisa Li and Percy Liang. 2021. [Prefix-tuning: Optimizing continuous prompts for generation](#). In *Proceedings of the 59th Annual Meeting of the Association for Computational Linguistics and the 11th International Joint Conference on Natural Language Processing (Volume 1: Long Papers)*, pages 4582–4597, Online. Association for Computational Linguistics.
- Ruixi Lin and Hwee Tou Ng. 2022. [Does BERT know that the IS-a relation is transitive?](#) In *Proceedings of the 60th Annual Meeting of the Association for Computational Linguistics (Volume 2: Short Papers)*, pages 94–99, Dublin, Ireland. Association for Computational Linguistics.
- Jiacheng Liu, Alisa Liu, Ximing Lu, Sean Welleck, Peter West, Ronan Le Bras, Yejin Choi, and Hannaneh Hajishirzi. 2022. [Generated knowledge prompting for commonsense reasoning](#). In *Proceedings of the 60th Annual Meeting of the Association for Computational Linguistics (Volume 1: Long Papers)*, pages 3154–3169, Dublin, Ireland. Association for Computational Linguistics.
- Xiao Liu, Yanan Zheng, Zhengxiao Du, Ming Ding, Yujie Qian, Zhilin Yang, and Jie Tang. 2021. [Gpt understands, too](#). *ArXiv*, abs/2103.10385.
- Yinhan Liu, Myle Ott, Naman Goyal, Jingfei Du, Mandar Joshi, Danqi Chen, Omer Levy, Mike Lewis, Luke Zettlemoyer, and Veselin Stoyanov. 2019. [Roberta: A robustly optimized bert pretraining approach](#). *ArXiv*, abs/1907.11692.
- Kanishka Misra, Allyson Ettinger, and Julia Rayz. 2020. [Exploring BERT's sensitivity to lexical cues using tests from semantic priming](#). In *Findings of the Association for Computational Linguistics: EMNLP 2020*, pages 4625–4635, Online. Association for Computational Linguistics.
- Jørgen Fischer Nilsson. 2006. [Ontological constitutions for classes and properties](#). In *International Conference on Conceptual Structures*.
- Hao Peng, Xiaozhi Wang, Shengding Hu, Hailong Jin, Lei Hou, Juanzi Li, Zhiyuan Liu, and Qun Liu. 2022. [Copen: Probing conceptual knowledge in pre-trained language models](#). In *Proceedings of EMNLP*.
- Fabio Petroni, Patrick Lewis, Aleksandra Piktus, Tim Rocktäschel, Yuxiang Wu, Alexander H Miller, and Sebastian Riedel. 2020. [How context affects language models' factual predictions](#). *arXiv preprint arXiv:2005.04611*.
- Fabio Petroni, Tim Rocktäschel, Sebastian Riedel, Patrick Lewis, Anton Bakhtin, Yuxiang Wu, and Alexander Miller. 2019. [Language models as knowledge bases?](#) In *Proceedings of the 2019 Conference on Empirical Methods in Natural Language Processing and the 9th International Joint Conference*

- on *Natural Language Processing (EMNLP-IJCNLP)*, pages 2463–2473, Hong Kong, China. Association for Computational Linguistics.
- Tiago Pimentel, Josef Valvoda, Rowan Hall Maudslay, Ran Zmigrod, Adina Williams, and Ryan Cotterell. 2020. [Information-theoretic probing for linguistic structure](#). In *Proceedings of the 58th Annual Meeting of the Association for Computational Linguistics*, pages 4609–4622, Online. Association for Computational Linguistics.
- Tara Safavi and Danai Koutra. 2021. [Relational World Knowledge Representation in Contextual Language Models: A Review](#). In *Proceedings of the 2021 Conference on Empirical Methods in Natural Language Processing*, pages 1053–1067, Online and Punta Cana, Dominican Republic. Association for Computational Linguistics.
- Timo Schick and Hinrich Schütze. 2021. [Exploiting cloze-questions for few-shot text classification and natural language inference](#). In *Proceedings of the 16th Conference of the European Chapter of the Association for Computational Linguistics: Main Volume*, pages 255–269, Online. Association for Computational Linguistics.
- Hinrich Schütze. 1998. [Automatic word sense discrimination](#). *Computational Linguistics*, 24(1):97–123.
- Alon Talmor, Jonathan Herzig, Nicholas Lourie, and Jonathan Berant. 2019. [CommonsenseQA: A question answering challenge targeting commonsense knowledge](#). In *Proceedings of the 2019 Conference of the North American Chapter of the Association for Computational Linguistics: Human Language Technologies, Volume 1 (Long and Short Papers)*, pages 4149–4158, Minneapolis, Minnesota. Association for Computational Linguistics.
- Alon Talmor, Oyvind Tafjord, Peter Clark, Yoav Goldberg, and Jonathan Berant. 2020. [Leap-of-thought: Teaching pre-trained models to systematically reason over implicit knowledge](#). In *Advances in Neural Information Processing Systems*, volume 33, pages 20227–20237. Curran Associates, Inc.
- Denny Vrandečić and Markus Krötzsch. 2014. [Wikidata: a free collaborative knowledgebase](#). *Commun. ACM*, 57(10):78–85.
- Ivan Vulić, Edoardo Maria Ponti, Robert Litschko, Goran Glavaš, and Anna Korhonen. 2020. [Probing pretrained language models for lexical semantics](#). In *Proceedings of the 2020 Conference on Empirical Methods in Natural Language Processing (EMNLP)*, pages 7222–7240, Online. Association for Computational Linguistics.
- Quan Wang, Zhendong Mao, Bin Wang, and Li Guo. 2017. [Knowledge graph embedding: A survey of approaches and applications](#). *IEEE Transactions on Knowledge and Data Engineering*, 29(12):2724–2743.
- Xuezhi Wang, Jason Wei, Dale Schuurmans, Quoc Le, Ed Chi, and Denny Zhou. 2022. [Self-consistency improves chain of thought reasoning in language models](#). *ArXiv*, abs/2203.11171.
- Jason Wei, Xuezhi Wang, Dale Schuurmans, Maarten Bosma, Ed Chi, Quoc Le, and Denny Zhou. 2022. [Chain of thought prompting elicits reasoning in large language models](#). *ArXiv*, abs/2201.11903.
- Haomin (Stanley) Zhang and Zhenxia Pei. 2022. [Word knowledge dimensions in l2 lexical inference: Testing vocabulary knowledge and partial word knowledge](#). *Journal of Psycholinguistic Research*, 51:151–168.

A Experimental Setup

We train soft tokens for 100 epochs with AdamW optimizer. The learning rate is set to 0.5 and a linear warmup scheduler is used. Since both the memorizing and reasoning task can be formulated as a multi-label classification problem, we use BCE-WithLogitsLoss or NLLLoss as our loss function in the memorizing task to report the better results given by one of these two and select a better training objective. Therefore, we fix the loss function to BCEWithLogitsLoss in the reasoning task.

For pseudowords, we set the coefficient α to 0.5 and sample 10 pairs of pseudowords for each entailment rule as we at most need two pseudowords to substitute the subject and object instances respectively, and report the averaged performance as the final result.

B Multi-token Prompting Methods

In the main body of the paper, we discuss the impact of different **prompts** on the performance of knowledge probing and reasoning. In this section, we continuously discuss the impact of other prompt settings by comparing the averaged performance.

B.1 Number of [MASK] Tokens

To support multi-token candidate scoring, we use multiple [MASK] tokens or one single [MASK] token to predict with masked language models. The comparison between the two methods is shown in Figure 5, by averaging the performance of all the memorizing tasks and models. We can observe that single [MASK] prediction achieves better accuracy (R@1) with a negligible tiny margin but worse performance in other metrics. Therefore, using multiple [MASK] tokens to obtain prediction by forward pass inference is more sensible and achieves better results.

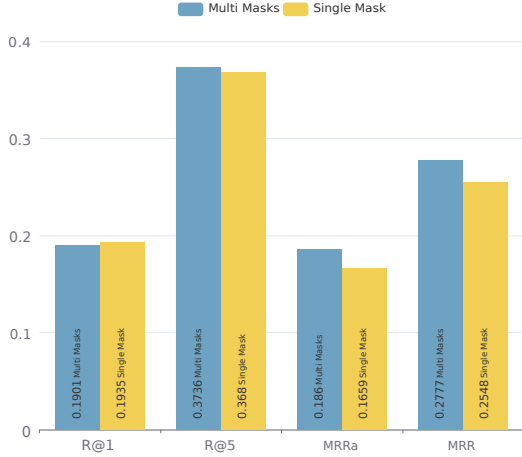


Figure 5: Comparison between multiple [MASK] tokens and a single [MASK] token in the memorizing task.

B.2 Pooling Methods

Three pooling methods are proposed when computing the probability of a candidate that can be tokenized into multiple subtokens. The mean-pooling method is usually used in multi-token probing. Furthermore, we introduce max-pooling and first-pooling, which retain the score of only one important token. They can exclude the influence of prepositions, e.g., by attending to *mean* or *transportation* when scoring the candidate *mean of transportation*, but at the cost of other useful information. We are interested in whether it is better to consider the whole word or focus on the important part.

Figure 6 shows that mean-pooling, as a classical method, is much better than the other two pooling methods. Besides, first-pooling gives clearly better results than max-pooling, which is possibly caused by the unique information contained in the headword (usually the first token). Consider candidates *volleyball player*, *squash player* and *golf player*, the conditional log probability of token *player* might be higher, but the candidates are distinguished by their headwords. In summary, mean-pooling obtains the best results with the most comprehensive information.

B.3 Loss Functions

As mentioned in Appendix A, we try two loss functions in the memorizing task. (1) The Binary Cross Entropy With Logits Loss (BCEWithLogitsLoss) is a common loss function for multi-label classification which numerically stably combines a Sigmoid layer and the Binary Cross Entropy Loss into one layer. All examples are given the same weight

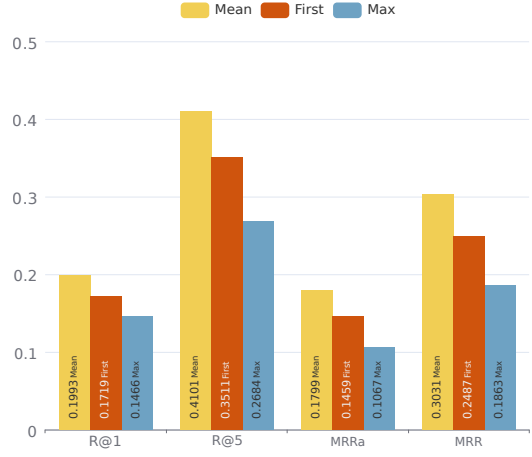


Figure 6: Effectiveness of different pooling methods in the memorizing task.

when calculating the loss. (2) The Negative Log Likelihood Loss (NLLoss) is a loss function for multi-class classification. However, we can convert the original multi-label problem to a multi-class one by sampling one ground truth at a time to generate multiple single-label multi-class classification cases. As can be seen from Figure 7, using BCEWithLogitsLoss as the loss function achieves better results than using NLLoss. Hence, in subsequent reasoning experiments, we stick to the classical loss for multi-label classification.

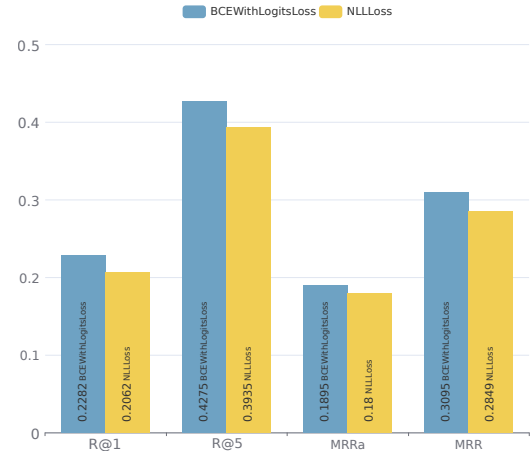


Figure 7: Comparison between two different training objectives in the memorizing task.

C Experimental Results

C.1 Task Examples

In order to enhance the clarity of the experiments, we have compiled a list in Table 7 that includes task

Memorizing Task			
Task	Prompt	Top-5 Predictions	Gold
TP	Salininema is a particular [MASK] .	X disease X medical specialty X case X drug ✓ species	bacteria species
SCO	Motor race is a particular [MASK] .	X sport ✓ sports event X genre ✓ event X team sport	tournament sports event societal event event
SPO	Chief executive officer implies [MASK] .	✓ corporate officer ✓ director / manager X significant person X head of government X rector	corporate officer director / manager
DM	One has to be a particular [MASK] to have composer.	X music composer X person X musical artist X place X case	work
RG	One has to be a particular [MASK] to be mother.	X person ✓ woman X family X name X case	woman

Table 7: Example manual prompt and predictions by BERT-base-cased for each memorizing task. Correct predictions and golds predicted among the top-5 are marked with a ✓ and highlighted in green.

prompts as well as the top five predicted candidate words generated by BERT-base-cased. The table consists of examples with successful predictions for all correct answers (SPO, RG), examples with partial correct answers predicted (TP, SCO), and examples where the correct answer is not predicted within the top five candidates (DM).

C.2 Memorizing Results

The complete results of the memorizing task are reported in Table 8, 9, 10, 11 and 12.

C.3 Reasoning Results

We report the MRR Metric of BERT-base-uncased, BERT-large-cased, BERT-large-uncased and RoBERTa-large in Figure 8. It is generally consistent with the two models reported in the main body of the paper and the macro-averaged performance across different PLMs, so consistent conclusions can be drawn.

				BERT-BASE-CASED				BERT-BASE-UNCASED				RoBERTa-BASE			
Template	Masks	Pooling	Loss	R@1	R@5	MRRa	MRR	R@1	R@5	MRRa	MRR	R@1	R@5	MRRa	MRR
soft soft manual1 manual2 manual3		first	log	18.17	45.45	1.73	31.18	18.58	42.26	1.67	28.83	7.67	17.00	0.75	13.46
			NLL	20.14	43.13	1.79	29.94	19.15	37.91	1.71	27.08	8.78	21.19	0.74	15.95
			-	1.37	4.22	0.55	4.74	2.24	9.66	0.57	6.95	1.89	8.78	0.35	6.85
			-	14.22	31.06	1.07	22.86	17.23	34.47	1.17	25.74	5.03	11.57	0.49	9.88
				13.86	34.43	1.24	24.15	18.03	38.23	2.01	28.81	0.32	14.43	0.51	8.33
soft soft manual1 manual2 manual3	m	max	log	15.36	30.73	1.78	23.26	12.24	28.19	1.54	20.24	10.49	24.51	1.07	18.31
			NLL	10.49	23.67	1.47	16.79	15.21	30.42	1.52	22.08	1.14	4.61	0.39	3.35
			-	1.12	4.35	0.59	3.15	0.88	2.58	0.59	3.23	1.35	5.91	0.36	3.88
			-	14.06	26.45	1.15	18.95	17.31	32.65	1.23	23.43	2.28	7.16	0.40	4.81
				4.16	9.93	0.88	7.43	12.79	24.41	1.73	17.69	1.51	7.02	0.40	3.77
soft soft manual1 manual2 manual3		mean	log	16.48	44.74	1.72	29.48	24.80	45.35	2.28	35.07	15.94	41.07	1.88	28.11
			NLL	14.32	46.38	1.62	28.74	17.70	45.55	2.26	30.53	3.50	9.93	0.64	8.50
			-	9.48	23.19	1.21	17.05	4.14	14.81	0.86	10.18	2.42	11.67	0.47	8.65
			-	18.94	36.73	1.74	28.19	21.20	40.07	1.67	30.45	3.91	12.07	0.83	9.85
				16.21	41.04	2.01	28.42	20.84	45.59	3.14	33.19	3.63	8.53	0.84	8.06
soft soft manual1 manual2 manual3		first	log	18.68	46.05	1.69	29.57	7.01	18.07	0.82	13.41	8.72	20.26	1.04	15.59
			NLL	9.14	25.36	1.29	17.27	7.17	18.41	0.82	13.46	8.29	18.61	0.83	14.18
			-	1.73	5.64	0.62	6.19	1.24	9.86	0.65	6.66	0.43	4.05	0.37	4.04
			-	15.69	29.00	1.17	23.00	17.02	31.48	1.04	24.11	2.15	8.84	0.47	7.39
				12.65	34.11	1.14	24.10	17.26	36.81	1.44	26.62	2.37	18.25	0.51	10.83
soft soft manual1 manual2 manual3	s	max	log	9.69	27.90	1.61	17.13	13.88	26.89	1.89	19.63	8.86	25.13	1.10	18.09
			NLL	15.44	30.74	1.87	19.62	13.61	24.45	1.69	18.13	4.19	15.26	0.88	11.39
			-	1.12	3.74	0.79	4.39	0.94	3.86	0.76	4.05	0.74	5.38	0.37	2.83
			-	17.51	29.89	1.68	22.28	19.54	33.29	1.60	24.05	3.19	9.83	0.56	7.08
				11.87	23.55	1.34	17.52	15.41	24.45	1.99	18.25	1.21	10.75	0.42	5.59
soft soft manual1 manual2 manual3		mean	log	10.32	28.26	1.29	19.91	13.96	42.95	2.47	27.58	4.08	29.67	1.03	16.81
			NLL	10.32	28.29	1.28	19.93	21.74	49.28	2.73	34.51	3.02	21.65	0.98	13.03
			-	9.89	24.03	1.16	17.60	5.04	19.41	1.16	12.89	2.42	6.20	0.58	5.59
			-	17.02	32.54	1.48	25.59	18.72	35.53	1.38	27.41	3.29	12.08	0.88	8.84
				14.29	39.00	1.51	27.17	19.31	48.80	2.27	33.11	6.62	14.97	0.92	11.93
				BERT-LARGE-CASED				BERT-LARGE-UNCASED				RoBERTa-LARGE			
soft soft manual1 manual2 manual3		first	log	20.98	44.71	1.77	31.90	13.02	35.45	1.21	23.77	6.62	14.97	0.92	11.93
			NLL	13.82	37.63	1.36	24.30	6.74	19.30	0.80	13.81	6.95	16.62	0.80	12.72
			-	2.97	10.44	0.65	8.52	2.40	9.74	0.64	7.66	5.10	12.25	0.62	8.53
			-	12.55	28.38	1.07	20.93	16.99	34.93	0.99	25.56	0.94	4.07	0.38	4.05
				5.60	28.60	1.47	17.64	5.95	21.95	1.04	14.27	6.26	17.18	0.75	12.86
soft soft manual1 manual2 manual3	m	max	log	12.41	29.04	1.52	21.24	12.95	25.67	1.21	19.61	4.28	17.50	0.70	11.90
			NLL	8.01	23.29	1.39	16.33	10.37	25.02	1.23	17.76	4.92	11.26	0.59	9.31
			-	1.58	8.14	0.63	5.21	1.46	4.65	0.71	4.54	0.65	3.28	0.35	3.25
			-	8.57	15.67	1.10	13.04	17.44	33.62	1.19	23.03	0.73	3.95	0.34	3.05
				4.80	14.32	1.28	10.74	6.04	11.58	0.91	8.45	2.69	7.99	0.43	5.96
soft soft manual1 manual2 manual3		mean	log	22.87	50.55	1.96	35.98	9.56	40.98	1.33	23.90	1.71	7.13	0.48	4.22
			NLL	11.70	37.72	1.70	24.28	13.06	32.71	1.38	23.46	5.60	14.10	0.73	11.02
			-	7.11	19.54	1.02	14.26	5.12	19.84	1.02	12.93	6.27	18.66	0.94	13.44
			-	15.72	33.10	1.73	24.96	22.29	42.14	1.66	32.10	3.33	10.50	0.57	8.49
				5.07	40.47	2.37	21.25	6.12	28.93	1.67	17.45	5.67	17.35	1.17	12.57
soft soft manual1 manual2 manual3		first	log	15.56	40.12	1.57	25.67	11.91	29.20	1.05	19.23	7.37	17.92	1.13	14.32
			NLL	9.66	19.80	1.08	15.79	12.53	32.42	1.00	22.02	5.13	14.18	0.79	10.12
			-	1.15	3.94	0.65	5.15	1.64	10.41	0.76	7.66	0.73	7.00	0.38	5.04
			-	13.30	27.43	1.17	20.81	16.87	30.79	1.08	23.74	1.29	8.32	0.39	5.92
				4.47	33.97	1.20	18.88	4.94	22.90	1.01	15.08	2.13	7.57	0.57	7.47
soft soft manual1 manual2 manual3	s	max	log	11.05	20.58	1.78	14.88	12.69	27.23	1.59	17.51	6.52	39.09	0.70	23.67
			NLL	13.60	22.89	1.82	17.26	12.95	22.48	1.78	16.59	7.38	22.45	0.85	14.86
			-	0.86	2.87	0.65	3.99	1.57	4.51	1.03	5.18	8.72	18.27	0.94	13.27
			-	13.79	27.15	1.72	19.71	20.50	34.07	1.79	24.28	0.52	5.36	0.40	2.81
				3.90	17.76	1.63	10.77	4.79	9.30	1.30	8.46	4.59	12.53	0.64	8.44
soft soft manual1 manual2 manual3		mean	log	10.67	26.65	1.44	20.05	13.00	32.46	1.57	23.29	4.08	16.18	0.63	8.91
			NLL	11.03	28.80	1.45	20.93	9.07	43.85	2.05	23.79	5.02	15.17	0.85	11.54
			-	7.65	21.82	1.24	15.66	5.61	22.93	1.40	14.74	5.71	15.88	0.83	12.37
			-	15.05	30.52	1.56	23.88	18.44	36.16	1.44	27.54	4.41	10.64	0.70	8.97
				4.56	46.30	1.73	21.91	5.02	27.90	1.51	18.08	3.95	15.44	1.19	10.87

Table 8: TP results.

				BERT-BASE-CASED				BERT-BASE-UNCASED				RoBERTa-BASE			
Template	Masks	Pooling	Loss	R@1	R@5	MRRa	MRR	R@1	R@5	MRRa	MRR	R@1	R@5	MRRa	MRR
soft soft manual1 manual2 manual3		first	log	10.27	38.09	4.62	21.50	34.81	48.79	10.49	42.26	22.25	37.95	6.14	29.75
			NLL	7.70	30.24	4.66	17.00	32.52	49.36	11.10	41.13	10.41	33.81	4.19	21.20
			-	1.14	5.42	1.21	4.55	1.43	10.70	1.57	6.51	0.71	3.99	0.75	3.67
			-	8.84	25.82	2.02	16.82	6.85	21.26	2.18	15.15	9.84	22.11	2.57	16.72
				9.99	30.39	4.58	19.21	14.84	38.80	5.30	25.99	0.14	14.12	1.34	7.80
soft soft manual1 manual2 manual3	m	max	log	29.10	45.51	7.74	35.85	24.25	39.37	4.74	31.07	15.55	32.24	5.09	23.50
			NLL	5.14	25.39	3.85	12.32	11.84	33.52	4.45	19.75	5.56	9.99	2.30	8.63
			-	0.43	2.00	1.25	2.45	0.43	1.14	1.25	2.51	0.43	3.57	0.85	2.26
			-	9.42	23.97	2.25	13.44	7.28	21.11	2.66	11.32	1.28	6.13	1.19	3.96
				4.99	11.84	2.59	8.32	5.42	18.54	3.04	12.03	1.14	4.99	1.21	2.95
soft soft manual1 manual2 manual3		mean	log	29.67	47.93	11.76	39.16	34.52	45.22	9.65	40.16	16.12	36.95	7.37	25.84
			NLL	12.55	38.37	8.25	25.17	34.66	48.07	9.58	41.44	17.83	30.53	6.36	24.80
			-	7.13	19.12	3.25	14.18	2.57	13.69	2.13	9.01	1.00	3.00	1.30	3.98
			-	10.98	33.10	3.02	22.06	8.56	31.95	3.04	19.86	2.28	7.70	2.21	7.15
				9.56	38.09	5.27	22.68	15.12	43.51	6.55	28.98	2.14	7.70	2.35	6.94
soft soft manual1 manual2 manual3		first	log	22.40	40.66	7.84	29.02	29.53	43.79	9.88	36.09	16.12	37.80	5.52	27.61
			NLL	14.12	33.38	7.47	22.71	30.96	41.80	9.26	35.75	6.42	33.81	4.15	21.48
			-	2.43	7.70	1.86	6.54	0.29	6.85	1.44	4.92	0.71	1.57	0.95	2.64
			-	8.84	21.83	2.54	16.34	7.56	20.54	2.29	14.89	4.28	12.98	1.43	9.88
				7.28	26.25	4.61	17.40	13.98	33.52	3.80	21.68	7.28	13.98	2.10	12.37
soft soft manual1 manual2 manual3	s	max	log	16.12	28.82	5.46	20.46	27.25	41.80	5.67	28.69	24.54	34.38	4.38	26.72
			NLL	22.40	32.10	5.80	20.81	32.24	44.22	7.38	29.42	10.13	23.25	3.09	16.90
			-	0.86	3.00	1.94	3.53	0.86	2.28	1.65	2.79	0.14	4.71	1.13	2.16
			-	9.70	20.40	3.19	12.90	9.27	20.54	3.83	13.09	3.14	12.98	1.81	7.30
				6.99	14.69	3.95	10.95	13.98	21.83	4.76	14.10	1.57	12.27	1.35	6.09
soft soft manual1 manual2 manual3		mean	log	23.11	42.51	8.80	32.21	37.95	55.49	13.29	46.45	19.83	41.37	8.50	29.48
			NLL	8.13	25.25	5.52	17.82	36.09	55.92	9.90	45.37	17.55	36.09	7.25	26.81
			-	7.56	18.97	3.44	14.54	2.71	15.55	2.44	9.92	1.14	4.42	1.85	4.40
			-	9.56	28.67	3.36	19.58	8.84	25.39	3.09	18.75	2.00	10.27	2.60	8.06
				8.42	34.52	4.80	21.78	15.12	41.80	5.24	27.74	6.70	17.12	4.24	13.44
				BERT-LARGE-CASED				BERT-LARGE-UNCASED				RoBERTa-LARGE			
soft soft manual1 manual2 manual3		first	log	15.41	41.94	6.05	26.93	28.82	44.79	5.28	36.93	16.69	26.82	3.69	21.80
			NLL	20.40	43.94	6.80	32.20	25.68	43.22	6.14	34.56	10.56	21.40	3.42	16.51
			-	4.14	11.70	1.73	9.27	2.43	9.70	1.66	7.29	0.71	3.99	1.00	3.53
			-	5.71	23.97	2.60	14.90	6.99	22.97	2.25	15.16	5.99	19.97	2.60	13.88
				13.98	37.80	5.56	24.04	5.42	18.54	2.46	11.78	9.13	26.11	3.02	17.96
soft soft manual1 manual2 manual3	m	max	log	21.68	36.38	5.03	28.70	28.82	40.37	6.04	34.92	11.41	24.82	3.16	17.69
			NLL	5.71	20.11	4.21	14.18	12.55	22.97	4.69	18.47	6.99	13.98	3.80	11.41
			-	1.85	8.70	1.75	6.51	1.43	4.99	2.11	3.99	0.14	2.43	0.86	2.13
			-	5.85	12.98	2.11	8.79	11.55	25.53	2.73	13.79	0.86	4.99	1.00	3.36
				7.13	21.54	3.78	15.57	2.57	8.27	2.57	5.92	1.14	5.14	1.16	3.40
soft soft manual1 manual2 manual3		mean	log	24.25	38.66	4.99	31.50	21.40	42.80	5.04	32.11	22.68	42.51	5.54	32.74
			NLL	22.40	42.65	6.04	32.95	30.96	53.50	7.99	41.91	22.82	42.80	4.77	32.89
			-	5.14	21.68	2.50	13.72	3.57	17.40	2.56	10.83	2.00	7.42	1.81	5.88
			-	8.27	31.38	3.69	19.77	9.27	35.38	3.15	21.89	2.43	12.55	2.36	8.65
				10.27	43.79	6.71	25.80	3.99	18.83	3.39	12.79	6.13	16.83	3.50	13.53
soft soft manual1 manual2 manual3		first	log	30.96	47.65	7.24	35.95	24.82	46.08	8.83	33.06	6.56	12.70	2.33	11.33
			NLL	34.95	49.22	8.96	37.90	25.25	44.08	8.90	32.90	9.70	26.25	2.92	19.40
			-	1.57	4.56	1.80	5.56	1.85	8.42	1.98	6.92	1.43	7.28	1.26	5.85
			-	7.56	20.83	3.15	16.15	7.42	23.40	2.61	15.53	2.43	7.99	1.41	7.77
				9.70	31.38	4.94	20.07	3.71	16.12	2.47	11.34	12.27	39.80	3.21	24.56
soft soft manual1 manual2 manual3	s	max	log	32.38	46.65	8.60	30.89	20.54	33.10	5.41	25.27	12.13	22.82	3.20	16.22
			NLL	32.38	44.22	7.81	26.46	0.00	1.43	0.78	1.63	8.56	17.69	2.14	13.28
			-	0.29	2.28	1.61	3.19	2.28	5.28	2.65	4.60	0.14	4.85	0.98	2.25
			-	7.99	18.83	3.97	12.91	11.13	24.11	3.72	13.35	4.14	12.70	1.96	6.97
				7.85	16.83	4.81	11.86	3.71	5.85	2.64	5.59	5.14	20.11	2.20	9.66
soft soft manual1 manual2 manual3		mean	log	28.96	50.50	9.16	39.13	19.26	44.79	6.02	30.95	14.27	36.95	5.14	25.52
			NLL	29.53	54.64	9.70	41.18	20.11	31.38	5.34	26.79	8.27	22.97	4.71	16.72
			-	5.99	21.54	2.36	14.33	3.85	19.83	3.05	11.94	1.57	8.27	2.79	6.34
			-	9.27	29.81	3.77	19.62	8.42	33.24	3.45	19.95	1.85	12.41	2.90	8.24
				11.55	37.95	5.68	24.57	3.71	24.96	3.42	14.69	4.56	21.40	4.45	13.97

Table 9: SCO results.

				BERT-BASE-CASED				BERT-BASE-UNCASED				RoBERTa-BASE			
Template	Masks	Pooling	Loss	R@1	R@5	MRRa	MRR	R@1	R@5	MRRa	MRR	R@1	R@5	MRRa	MRR
soft		first	log	20.51	43.59	15.37	32	20.51	61.54	19.41	36.06	7.69	43.59	11.31	20.65
soft			NLL	23.08	38.46	15.44	33.36	20.51	58.97	18.61	37.51	2.56	43.59	11.09	21.63
manual			-	20.51	58.97	13.5	34.67	17.95	48.72	16.15	32.42	10.26	25.64	8.77	20.34
soft	m	max	log	23.08	64.1	20.93	43.68	28.21	58.97	25.12	44.43	12.82	28.21	12.02	18.46
soft			NLL	20.51	64.1	21.13	39.21	38.46	58.97	22.5	45.98	15.38	35.9	15.03	27.21
manual			-	7.69	25.64	9.47	19.56	7.69	35.9	9.26	21.12	0	10.26	4.51	7.27
soft		mean	log	17.95	64.1	20.97	35.62	38.46	71.79	29.32	53.51	35.9	61.54	22.23	47.35
soft			NLL	25.64	51.28	21.33	38.26	28.21	74.36	25.87	47.12	33.33	61.54	25.12	46.47
manual			-	23.08	64.1	15.81	39.17	17.95	69.23	19.48	38.11	10.26	25.64	7.91	18.72
soft		first	log	15.38	35.9	18.38	29.45	28.21	58.97	20.01	34.91	20.51	35.9	14.42	28.34
soft			NLL	25.64	41.03	15.8	31.25	25.64	51.28	17.82	33.3	20.51	43.59	15.67	26.17
manual			-	20.51	53.85	13.12	33.99	17.95	61.54	16.75	35.37	10.26	33.33	8.35	20.6
soft	s	max	log	30.77	64.1	22.04	42.89	20.51	35.9	12.16	27.34	20.51	33.33	12.14	24.43
soft			NLL	38.46	48.72	21.48	43.04	17.95	33.33	12.48	27.17	20.51	28.21	11.93	27.11
manual			-	20.51	43.59	10.66	27.05	15.38	51.28	16.53	33.61	0	7.69	3.28	8.36
soft		mean	log	30.77	64.1	23.81	42.82	23.08	56.41	21.8	39.4	33.33	61.54	23.05	46.92
soft			NLL	20.51	48.72	17	33.75	20.51	56.41	23.15	37.13	30.77	61.54	22.35	44.84
manual			-	20.51	53.85	13.3	34.31	20.51	61.54	17.85	38.29	7.69	20.51	7.21	16.25
				BERT-LARGE-CASED				BERT-LARGE-UNCASED				RoBERTa-LARGE			
soft		first	log	30.77	61.54	20.95	41.45	15.38	53.85	18.47	30.22	17.95	43.59	16.03	26.64
soft			NLL	38.46	56.41	16.24	32.73	30.77	56.41	20.75	34.34	15.38	33.33	13.59	25.34
manual			-	10.26	51.28	15.19	28.84	15.38	43.59	14.99	28.95	7.69	30.77	7.99	21.87
soft	m	max	log	28.21	58.97	23.35	42.49	25.64	46.15	17.68	37.26	17.95	46.15	11.04	27.7
soft			NLL	10.26	43.59	13.35	26.44	23.08	56.41	17.96	39.64	17.95	51.28	9.54	27.72
manual			-	7.69	41.03	11.76	23.03	12.82	35.9	11.38	26.06	0	2.56	3.99	7.27
soft		mean	log	28.21	76.92	28.31	49.83	41.03	64.1	28.83	52.91	23.08	51.28	17.42	34.65
soft			NLL	35.9	64.1	29.8	48.47	38.46	64.1	26.7	49.25	25.64	35.9	13.9	33.24
manual			-	10.26	58.97	19.52	33.82	20.51	69.23	18.97	39.31	5.13	23.08	7.45	17.07
soft		first	log	30.77	64.1	17.89	32.48	20.51	61.54	16.96	32.09	15.38	51.28	16.87	30.19
soft			NLL	30.77	53.85	13.78	25.24	5.13	12.82	3.87	13.48	17.95	43.59	14.73	24.36
manual			-	15.38	53.85	15.59	33.3	23.08	48.72	14.41	33.99	10.26	30.77	10.02	21.01
soft	s	max	log	25.64	43.59	17.92	33.47	20.51	46.15	16.76	31.9	15.38	43.59	9.44	25.14
soft			NLL	25.64	23.08	11.77	29.8	33.33	56.41	22.49	44.09	15.38	38.46	9.82	26.53
manual			-	17.95	53.85	14.78	29.56	20.51	51.28	14.68	33.25	2.56	10.26	4.28	11.03
soft		mean	log	33.33	58.97	24.04	44.57	17.95	56.41	18.76	36.52	33.33	69.23	22.07	47.02
soft			NLL	23.08	58.97	20.72	40.35	23.08	64.1	21.55	39.82	41.03	69.23	29.61	53.77
manual			-	15.38	56.41	17.15	34.53	17.95	53.85	15.81	34.43	10.26	20.51	7.43	19.49

Table 10: SPO results.

				BERT-BASE-CASED				BERT-BASE-UNCASED				RoBERTa-BASE			
Template	Masks	Pooling	Loss	R@1	R@5	MRRa	MRR	R@1	R@5	MRRa	MRR	R@1	R@5	MRRa	MRR
soft		first	log	30.00	56.67	39.28	39.28	10.00	36.67	23.14	23.14	20.00	63.33	39.59	39.59
soft			NLL	3.33	13.33	11.03	11.03	6.67	20.00	10.17	10.17	20.00	63.33	38.52	38.52
manual			-	40.00	46.67	44.06	44.06	43.33	46.67	46.65	46.65	0.00	3.33	3.26	3.26
soft	m	max	log	3.33	10.00	8.38	8.38	30.00	43.33	36.96	36.96	30.00	43.33	37.14	37.14
soft			NLL	0.00	0.00	2.45	2.45	20.00	26.67	23.66	23.66	13.33	16.67	16.62	16.62
manual			-	33.33	46.67	39.34	39.34	40.00	46.67	43.32	43.32	0.00	0.00	0.46	0.46
soft		mean	log	23.33	60.00	40.66	40.66	40.00	63.33	50.02	50.02	40.00	60.00	49.00	49.00
soft			NLL	13.33	46.67	29.67	29.67	30.00	43.33	38.77	38.77	13.33	53.33	32.36	32.36
manual			-	43.33	50.00	46.91	46.91	43.33	53.33	48.65	48.65	0.00	3.33	4.00	4.00
soft		first	log	16.67	53.33	32.13	32.13	20.00	50.00	27.56	27.56	10.00	30.00	18.79	18.79
soft			NLL	13.33	43.33	27.50	27.50	13.33	36.67	25.53	25.53	10.00	26.67	18.12	18.12
manual			-	43.33	50.00	36.40	36.40	40.00	53.33	39.41	39.41	3.33	6.67	7.56	7.56
soft	s	max	log	13.33	16.67	10.49	10.49	30.00	40.00	15.58	15.58	3.33	3.33	3.22	3.22
soft			NLL	10.00	16.67	11.80	11.80	3.33	10.00	6.84	6.84	3.33	3.33	4.01	4.01
manual			-	40.00	46.67	20.30	20.30	43.33	50.00	19.99	19.99	0.00	0.00	0.81	0.81
soft		mean	log	20.00	60.00	39.13	39.13	10.00	56.67	29.65	29.65	43.33	53.33	48.18	48.18
soft			NLL	20.00	56.67	39.01	39.01	6.67	50.00	25.47	25.47	20.00	56.67	36.26	36.26
manual			-	43.33	53.33	47.63	47.63	43.33	53.33	49.34	49.34	6.67	20.00	15.31	15.31
				BERT-LARGE-CASED				BERT-LARGE-UNCASED				RoBERTa-LARGE			
soft		first	log	40.00	60.00	48.67	48.67	0.00	6.67	3.77	3.77	6.67	13.33	10.23	10.23
soft			NLL	16.67	30.00	24.71	24.71	26.67	40.00	33.48	33.48	13.33	16.67	15.05	15.05
manual			-	33.33	50.00	42.28	42.28	30.00	46.67	39.19	39.19	0.00	0.00	3.75	3.75
soft	m	max	log	23.33	33.33	29.60	29.60	13.33	26.67	19.89	19.89	0.00	13.33	5.41	5.41
soft			NLL	20.00	43.33	29.44	29.44	6.67	13.33	10.59	10.59	0.00	0.00	0.60	0.60
manual			-	33.33	43.33	38.52	38.52	23.33	36.67	30.94	30.94	0.00	0.00	0.36	0.36
soft		mean	log	26.67	56.67	39.09	39.09	6.67	26.67	15.42	15.42	13.33	30.00	23.08	23.08
soft			NLL	36.67	63.33	48.11	48.11	6.67	13.33	10.15	10.15	10.00	50.00	25.53	25.53
manual			-	46.67	50.00	50.33	50.33	30.00	53.33	41.43	41.43	0.00	0.00	1.73	1.73
soft		first	log	30.00	56.67	34.30	34.30	6.67	16.67	13.42	13.42	10.00	13.33	14.15	14.15
soft			NLL	16.67	46.67	30.00	30.00	26.67	50.00	32.20	32.20	6.67	6.67	8.50	8.50
manual			-	40.00	50.00	30.83	30.83	33.33	50.00	32.08	32.08	13.33	46.67	27.36	27.36
soft	s	max	log	10.00	23.33	11.55	11.55	6.67	6.67	8.69	8.69	0.00	0.00	0.34	0.34
soft			NLL	23.33	36.67	16.67	16.67	6.67	10.00	6.69	6.69	16.67	20.00	17.79	17.79
manual			-	40.00	50.00	18.87	18.87	30.00	43.33	16.04	16.04	0.00	3.33	1.31	1.31
soft		mean	log	30.00	53.33	40.98	40.98	20.00	46.67	32.22	32.22	0.00	10.00	5.54	5.54
soft			NLL	26.67	53.33	38.80	38.80	6.67	10.00	9.26	9.26	10.00	23.33	18.06	18.06
manual			-	46.67	50.00	50.18	50.18	33.33	53.33	43.17	43.17	3.33	16.67	11.58	11.58

Table 11: DM results.

				BERT-BASE-CASED				BERT-BASE-UNCASED				RoBERTa-BASE			
Template	Masks	Pooling	Loss	R@1	R@5	MRRa	MRR	R@1	R@5	MRRa	MRR	R@1	R@5	MRRa	MRR
soft		first	log	42.86	53.57	51.49	51.49	46.43	67.86	55.89	55.89	39.29	53.57	44.34	44.34
soft			NLL	53.57	60.71	58.18	58.18	46.43	64.29	55.87	55.87	32.14	50	40.67	40.67
manual			-	39.29	60.71	48.89	48.89	28.57	67.86	44.74	44.74	10.71	39.29	22.7	22.7
soft	m	max	log	35.71	57.14	45.6	45.6	39.29	71.43	53.1	53.1	17.86	46.43	30.01	30.01
soft			NLL	17.86	50	34.58	34.58	42.86	50	47.38	47.38	39.29	46.43	43.27	43.27
manual			-	46.43	57.14	48.64	48.64	32.14	57.14	39.43	39.43	0	0	1.23	1.23
soft		mean	log	42.86	60.71	50.87	50.87	46.43	75	58.74	58.74	46.43	50	50.32	50.32
soft			NLL	50	67.86	57.81	57.81	46.43	67.86	57.86	57.86	39.29	53.57	47.69	47.69
manual			-	46.43	67.86	59.08	59.08	42.86	75	55.97	55.97	14.29	32.14	23.52	23.52
soft		first	log	46.43	60.71	53.94	53.94	42.86	60.71	41.7	41.7	35.71	46.43	38.4	38.4
soft			NLL	50	64.29	52.59	52.59	42.86	67.86	39.37	39.37	28.57	53.57	38.78	38.78
manual			-	42.86	60.71	42.73	42.73	39.29	64.29	35.56	35.56	14.29	35.71	25.13	25.13
soft	s	max	log	39.29	53.57	26.05	26.05	35.71	57.14	23.6	23.6	32.14	35.71	34.04	34.04
soft			NLL	39.29	50	27.73	27.73	42.86	46.43	26.98	26.98	32.14	42.86	36.1	36.1
manual			-	42.86	60.71	30.76	30.76	42.86	53.57	24.73	24.73	3.57	3.57	4.78	4.78
soft		mean	log	57.14	64.29	62.72	62.72	57.14	71.43	63.93	63.93	39.29	53.57	46.41	46.41
soft			NLL	46.43	67.86	56.19	56.19	53.57	71.43	62.39	62.39	32.14	53.57	42.03	42.03
manual			-	42.86	67.86	56.61	56.61	39.29	75	53.48	53.48	32.14	57.14	43.97	43.97
				BERT-LARGE-CASED				BERT-LARGE-UNCASED				RoBERTa-LARGE			
soft		first	log	57.14	75	66.24	66.24	0	0	1.53	1.53	35.71	60.71	46.25	46.25
soft			NLL	53.57	67.86	61.64	61.64	35.71	67.86	49.25	49.25	28.57	67.86	44.01	44.01
manual			-	46.43	67.86	56.92	56.92	39.29	71.43	51.73	51.73	0	14.29	8.29	8.29
soft	m	max	log	50	75	60.48	60.48	35.71	57.14	44.92	44.92	25	32.14	28.94	28.94
soft			NLL	17.86	60.71	37.55	37.55	28.57	67.86	41.38	41.38	0	3.57	1.51	1.51
manual			-	46.43	57.14	52.08	52.08	39.29	60.71	46.45	46.45	0	0	1.01	1.01
soft		mean	log	53.57	67.86	60.88	60.88	28.57	46.43	39.13	39.13	35.71	57.14	45.3	45.3
soft			NLL	50	71.43	60.42	60.42	46.43	75	59.46	59.46	32.14	67.86	46.06	46.06
manual			-	57.14	78.57	66.82	66.82	46.43	78.57	61.06	61.06	7.14	17.86	14.74	14.74
soft		first	log	46.43	60.71	45.3	45.3	32.14	60.71	38.88	38.88	42.86	53.57	44.55	44.55
soft			NLL	39.29	71.43	51.73	51.73	53.57	67.86	44.62	44.62	25	28.57	26.3	26.3
manual			-	50	67.86	53.54	53.54	42.86	71.43	41.39	41.39	10.71	53.57	29.46	29.46
soft	s	max	log	42.86	64.29	31.5	31.5	25	42.86	18.64	18.64	17.86	42.86	27.04	27.04
soft			NLL	42.86	57.14	28.5	28.5	0	7.14	2.26	2.26	25	50	32.22	32.22
manual			-	42.86	67.86	32.89	32.89	46.43	53.57	31.91	31.91	3.57	7.14	2.35	2.35
soft		mean	log	0	0	1.71	1.71	46.43	64.29	55.81	55.81	32.14	60.71	43.23	43.23
soft			NLL	42.86	67.86	56.91	56.91	35.71	53.57	45.75	45.75	35.71	71.43	48.53	48.53
manual			-	57.14	75	66.62	66.62	42.86	78.57	58.3	58.3	17.86	50	33.22	33.22

Table 12: RG results.

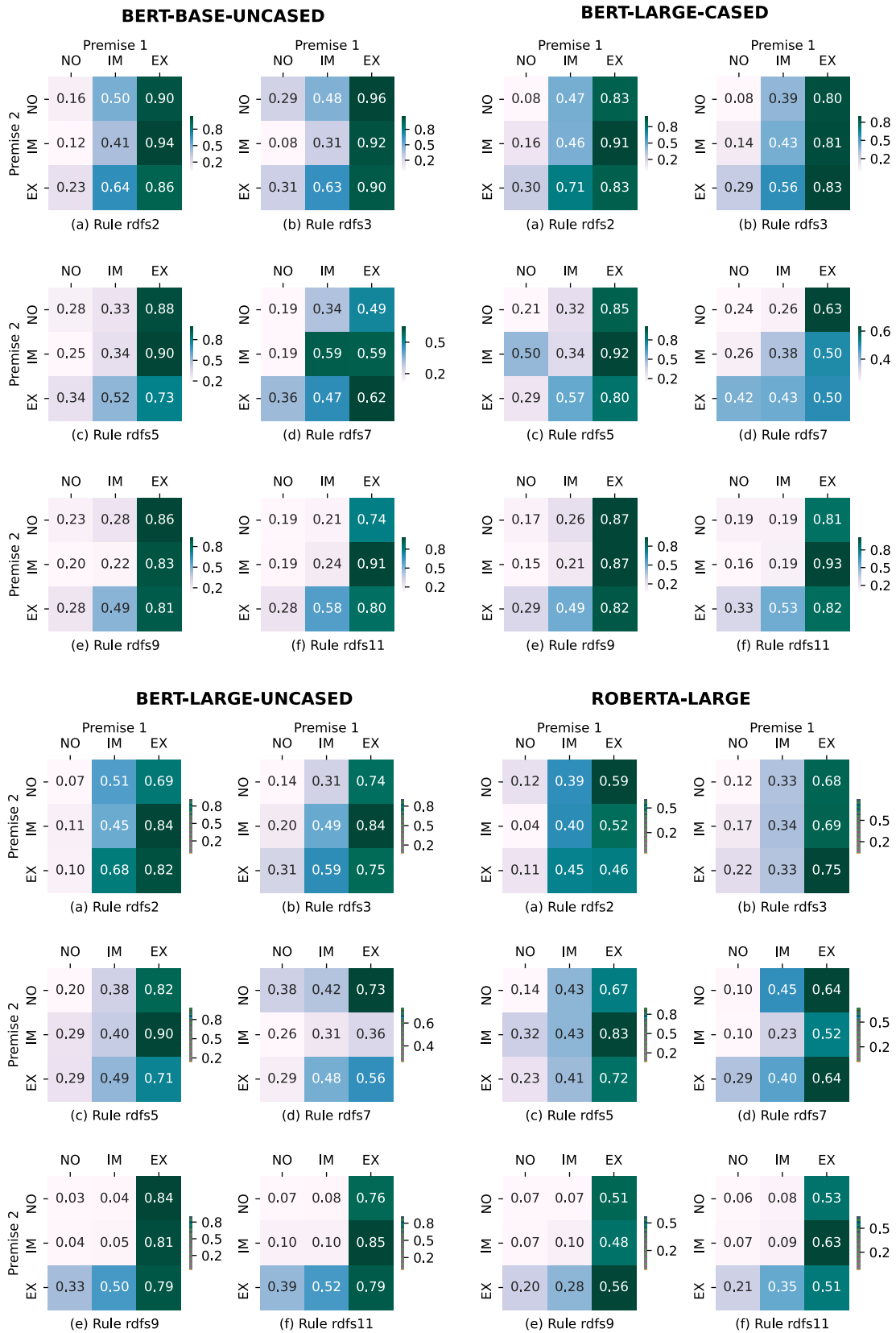


Figure 8: The MRR by BERT-base-uncased, BERT-large-(un)cased and RoBERTa-large using different combinations of premises. EX stands for explicitly given, IM stands for implicitly given and NO stands for not given. The other metrics show similar trends.