

REVERSIM: An Open-Source Environment for the Controlled Study of Human Aspects in Hardware Reverse Engineering

Steffen Becker*
Ruhr University Bochum
Bochum, Germany
steffen.becker@rub.de

René Walendy*
Ruhr University Bochum
Bochum, Germany
rene.walendy@rub.de

Markus Weber
Ruhr University Bochum
Bochum, Germany
Markus.Weber3@rub.de

Carina Wiesen*
Ruhr University Bochum
Bochum, Germany
carina.wiesen@rub.de

Christof Paar
Max Planck Institute
for Security and Privacy
Bochum, Germany
christof.paar@mpi-sp.org

Nikol Rummel
Ruhr University Bochum
Bochum, Germany
nikol.rummel@rub.de

ABSTRACT

Hardware Reverse Engineering (HRE) is a technique for analyzing integrated circuits. Experts employ HRE for security-critical tasks, like detecting Trojans or intellectual property violations, relying not only on their experience and customized tools but also on their cognitive abilities. In this work, we introduce REVERSIM, a software environment that models key HRE subprocesses and integrates standardized cognitive tests. REVERSIM enables quantitative studies with easier-to-recruit non-experts to uncover cognitive factors relevant to HRE. We empirically evaluated REVERSIM in three studies. Semi-structured interviews with 14 HRE professionals confirmed its comparability to real-world HRE processes. Two online user studies with 170 novices and intermediates revealed effective differentiation of participant performance across a spectrum of difficulties, and correlations between participants' cognitive processing speed and task performance. REVERSIM is available as open-source software, providing a robust platform for controlled experiments to assess cognitive processes in HRE, potentially opening new avenues for hardware protection.

CCS CONCEPTS

• **Human-centered computing** → **Empirical studies in HCI; User studies; Laboratory experiments; Field studies**; • **Security and privacy** → **Hardware reverse engineering**; • **Hardware** → **Logic circuits**.

KEYWORDS

hardware reverse engineering, semi-structured interviews, quantitative studies, cognitive tests

1 INTRODUCTION

Understanding the inner workings of Integrated Circuits (ICs), also known as Hardware Reverse Engineering (HRE), is of great importance for various security-critical tasks such as detecting hardware Trojans, checking for intellectual property infringements, or verifying the integrity of cryptographic hardware implementations [28]. All of these tasks have the common goal of increasing trust in ICs, which underpin a vast array of digital systems, from traditional computers to autonomous cars and medical implants. At the same time, the European Chips Act [11] and the US CHIPS and Science Act [32] represent massive investments aimed at bolstering trust in ICs. Despite its technical and political importance, HRE remains a relatively poorly understood process [12].

In particular, because HRE processes cannot be fully automated, human interaction is critical to their successful execution [12, 18]. This situates HRE within a broader Human Computer Interaction (HCI) framework, similar to fields such as design engineering and medicine, where experts leverage their cognitive abilities and experience to perform computer-supported problem solving through digital interfaces [15, 20]. Recent exploratory studies have begun to investigate relevant sensemaking [4] and problem-solving strategies [50], and cognitive factors [4] in HRE. While these studies offer valuable insights – such as a potential correlation between HRE performance and working memory – their expressiveness is limited by a methodological challenge that we address through the development of a new research method presented in this paper.

Methodological Challenge. Researchers aiming to explore human aspects in HRE face the methodological challenge that HRE experts are largely unavailable to participate in empirical studies involving large realistic problem settings [4, 50]. Previous studies used an approach based on an HRE training that enabled students with relevant background knowledge to acquire a sufficient amount of HRE skills and tool usage within 14 weeks [48, 49]. Although this approach allowed for an exploratory investigation of human aspects in HRE, the sample size of nine participants was quite limited. Even if more HRE experts were available to participate in a research study, the problem remains that they may be accustomed to different HRE tools – making their performance strongly dependent on the tool used in the study. That, in turn, would make it difficult to measure their performance under the same conditions.

*Also with Max Planck Institute for Security and Privacy.



Methodological Approach. To address this challenge, we developed and evaluated REVERSIM, a structured, simplified environment for studying HRE. The software standardizes and reduces the entry requirements for HRE studies, thereby broadening the pool of eligible participants. The design of REVERSIM was informed by real-world HRE problems and tools, with continuous expert feedback and pilot testing guiding its development. REVERSIM enables researchers to precisely define sequences of HRE tasks and to capture detailed participant interactions, thus facilitating controlled studies investigating the behavior of hardware reverse engineers. To allow for the study of cognitive factors, REVERSIM features an extensible integration for psychometric tests. In this paper, we demonstrate that REVERSIM is suitable for investigating both HRE problem solving and the cognitive factors that influence it, independent of participants’ domain-specific prior knowledge or experience with specific tools. We provide insights into how cognitive processing speed and growing expertise relate to HRE performance.

Main Contributions. In summary, we make the following contributions:

- **Development of REVERSIM.** We created REVERSIM, a study environment designed to model important aspects of real-world HRE problems and integrate well-evaluated cognitive tests. We provide access to an online demo version and have released REVERSIM under an open-source license¹ to facilitate future research on human aspects in HRE.
- **Experts Validated REVERSIM.** In-depth feedback from 14 HRE professionals confirmed that REVERSIM effectively simulates key aspects of real-world HRE, helped us address usability and task-specific issues, and provided detailed suggestions for enhancing its functionality in future iterations.
- **REVERSIM is Suitable for Controlled Studies with Non-Experts.** In a user study involving 109 participants with minimal domain-specific prior knowledge, we found that (a) university entrance qualification and basic IT experience are sufficient for meaningful engagement with REVERSIM, and (b) the environment effectively differentiates participant performance across a wide range of task difficulties. These findings affirm REVERSIM’s suitability for controlled studies, providing a robust environment for evaluating HRE strategies and performance in non-expert populations.
- **REVERSIM Enables the Study of Cognitive Factors.** We successfully integrated a standardized cognitive test into REVERSIM, revealing correlations between cognitive processing speed and HRE task performance. This capability positions REVERSIM as an effective method for studying human aspects in HRE. It allows for larger samples in a controlled environment, enabling empirical analysis of how cognitive factors influence the HRE process.
- **Comparing Novices and Intermediates in REVERSIM.** We compare the HRE performance of novices and intermediates in REVERSIM and find that the relative performance of intermediates closely mirrors that of novices in simpler

tasks, but, interestingly, diverges both positively and negatively in more complex tasks. These results suggest that greater expertise does not always lead to greater efficiency.

Envisioned Applications of REVERSIM. We consider REVERSIM as a framework for studying the human aspects of HRE with larger samples in a controlled environment, incorporating standardized cognitive tests to empirically analyze how cognitive factors influence the HRE process. We envision that studies using REVERSIM will aid security researchers in refining hardware protection mechanisms by examining how obfuscation strategies interact with analysts’ cognitive processes, including identifying obfuscation strategies that remain effective even as expertise grows. Understanding these cognitive factors will allow researchers to design targeted countermeasures that effectively hinder reverse engineering efforts. Additionally, REVERSIM may have secondary applications in education and HRE skill assessments.

2 BACKGROUND

In this section, we present relevant background on technical and human aspects in HRE that guides the development of our methodological approach. We end with an overview of our research design and questions.

2.1 Hardware Reverse Engineering

Reverse engineering is the process of extracting knowledge or design information from anything human-made to comprehend its inner structure [31]. In the hardware security context, it has several applications: Security engineers are often forced to perform reverse engineering for failure analysis or to identify counterfeited ICs, security vulnerabilities, or malicious manipulations such as hardware Trojans [27, 28, 43]. HRE is also commonly used in research or for competitor analysis, which is legal in many countries [12]. At the same time, HRE is associated with illegitimate actions, such as intellectual property infringement, the weakening of security functions, or the injection of hardware Trojans [12, 28].

There are two distinct stages in a full-scale HRE process [2]: In the first stage, a gate-level netlist² is obtained directly from a physical device or by intercepting design information. Prior research has shown that experienced specialists can reliably extract netlists containing only few mistakes in the extracted gates and connections, which often need to be corrected in the subsequent sense-making stage [29, 40]. Our work focuses on this second, sense-making stage of HRE, also called netlist analysis or netlist reverse engineering.³ Here, an analyst transforms the netlist into higher levels of abstraction that enable detailed analysis and understanding [2, 13, 18, 37]. This often involves identifying blocks of interest through module recognition [1, 6, 16, 35, 37], extraction of control logic and detailed analysis of Boolean subcircuits [24, 25, 36] also known as *word-level reconstruction* [18], or fully customized approaches [39].

While numerous studies have developed (semi-)automated methods for netlist reverse engineering, these approaches often perform optimally in controlled, white-box environments where netlists are

¹<https://github.com/emsec/ReverSim>, see also Appendix A

²A gate-level netlist is a circuit diagram of Boolean logic gates and memory elements and their interconnections.

³For simplicity, we use HRE and the terms *netlist analysis* or *netlist reverse engineering* synonymously in the remainder of this paper.

synthesized from well-understood hardware descriptions. However, the real-world applicability of these automated tools can be limited. A recent black-box case study by Klix et al. [18] on netlist reverse engineering underscores this point. Although the authors achieved a high degree of automation in their HRE processes, they found that manual intervention was crucial even for relatively small combinatorial circuits. For instance, they report: “While we automated substantial parts of the word-level reconstruction, manual inspection and correction were inevitably necessary to interpret results and address errors.” This case study demonstrates that, despite advances in algorithmic approaches, the diversity and variability of – often not completely error-free – real-world netlists commonly require human ingenuity and customized computing solutions. Therefore, the success of HRE depends largely on the experience and cognitive skills of the analyst, underscoring the essential role of human intervention in areas where automated tools fall short.

2.2 Human Aspects in HRE

A few recent works describe the first important findings about the underlying human aspects in HRE. Lee and Johnson-Laird performed five experiments in a laboratory setting to analyze how participants without prior domain-specific knowledge solved simple reverse engineering problems based on Boolean algebra [21]. Subsequently, Lee and Johnson-Laird defined reverse engineering of Boolean systems as a specific but poorly understood kind of human problem solving in which participants had to determine how the mechanics of a specific system worked, which components influenced relevant outputs, and how strongly the components depend on each other. However, as the tasks in their experiments were extremely simple, it is questionable to what extent the results are transferable to real-world HRE.

Subsequent research examined problem-solving processes in realistic HRE tasks. In an exploratory study, Becker et al. observed the technical processes of hardware reverse engineers analyzing an unknown gate-level netlist [4]. Based on their observations, the authors postulated a three-phase model, in which reverse engineers apply both manual analyses (e. g., visual search and identification of components in the netlist) and semi-automated steps (e. g., verification of crucial netlist components). Becker et al. also provided initial insight into cognitive processes in HRE, which are largely independent of HRE expertise: The descriptive data from their study suggests that working memory, a factor of intelligence, may play a role in time-efficient problem solving of HRE tasks. Subsequently, Wiesen et al. conducted a detailed exploration of the problem-solving processes of eight intermediate reverse engineers and one HRE expert [50]. Their analysis led to a detailed hierarchical problem-solving model that yielded insights into problem-solving strategies and expertise-related differences. The authors conclude that superior performance in solving realistic HRE tasks may be a function of both expertise and intelligence [50]. A drawback of this particular work is that it relies on in-person lab tests for cognitive assessment, making the procedure demanding and time-consuming not only for participants but also for investigators, and thus limiting sample sizes. Validating these insights with larger samples by examining performance and cognitive factors in a standardized environment suitable for a broad population is a logical next step.

Becker et al. have proposed that circuit designs aimed at overloading a human attacker’s general cognitive abilities may give rise to novel hardware protection techniques, which they coin “cognitive obfuscation” [4]. While they provide initial insight into the influence of working memory on HRE performance, the impact of other factors such as cognitive processing speed – the rate at which one can scan and sequence information without making errors [45] – is not yet understood. Uncovering additional cognitive factors relevant to HRE in large non-expert samples and examining their impact with small expert samples may thus increase the design space for cognitive obfuscation. Regarding expertise, Wiesen et al. suggest studying the problems circuit obfuscation causes in reverse engineers’ strategies, some of which might be avoided by more experienced attackers and some of which might persist [50]. A first step in this direction could be the identification of HRE tasks for which even early expertise acquisition has a clear quantifiable influence on performance. To enable such controlled experimental studies, we propose a methodological approach in the form of an HRE environment called REVERSIM, which includes a means for administering standardized, unsupervised psychometric tests.

2.3 Research Design and Questions

To empirically evaluate whether REVERSIM is indeed suitable for the controlled study of human aspects in HRE, we conduct two studies, which are guided by the following research questions

- RQ1** What aspects of real-world netlist reverse engineering does REVERSIM model, according to experts?
- RQ2** Is REVERSIM suitable for studying aspects of HRE with non-experts?
 - a) What are the minimum requirements to participate in REVERSIM?
 - b) Can we differentiate between participants’ HRE performance based on the tasks included in REVERSIM?
- RQ3** Can REVERSIM be used to study cognitive factors related to HRE performance?
 - a) Can we integrate standardized cognitive tests into REVERSIM?
 - b) What insights do they provide about the human aspects of HRE?

To answer RQ1, we conduct and evaluate 14 interviews with HRE experts who assess the comparability of REVERSIM with real-world HRE processes in Section 4. To answer RQ2 and RQ3, we analyze data from a user study with 109 participants with low domain-specific prior knowledge in Section 5. Extending our investigation beyond novices, we compare the HRE performance of novices and intermediates in REVERSIM in Section 6.

3 TOWARDS THE CONTROLLED STUDY OF HUMAN ASPECTS IN Hardware Reverse Engineering WITH REVERSIM

In this section, we outline the development process and underlying design considerations of REVERSIM. We followed two principles when designing REVERSIM:

- (1) REVERSIM is intended to model important manual sub-processes of real-world netlist reverse engineering (see Section 2.1) as small tasks in a controlled environment to encourage participants – the problem solvers – to apply solution strategies comparable to those in the real world.
- (2) REVERSIM should be suitable for a broad range of HRE non-experts, without requiring knowledge of any specific tools used in the IC industry.

We implemented REVERSIM as a web application, thus providing a high degree of flexibility for study settings: Not only can REVERSIM be used in a laboratory environment, participants can also interact with it in a fully remote setting only requiring a web browser. REVERSIM’s client is supported by a central server that provides the tasks and records detailed transcripts of participants’ interaction with the environment. This approach enables central administration and data collection for multiple participants simultaneously. Figure 1 contains an overview of the typical flow when using REVERSIM for controlled studies. To provide a practical view of the environment, we offer a fully functional version of REVERSIM online (see Appendix A).

Development Process. Figure 2 illustrates the development process of REVERSIM between 2021 and 2024, which involved multiple rounds of internal and external piloting. Feedback from HCI and security researchers, as well as computer security conference attendees from industry and academia, informed iterative improvements to the initial prototype. Examples of changes include the addition of drawing tools and the option to voluntarily retake the interactive tutorial. As we continue open-source development, we plan to introduce further features that were proposed in this iterative process. In the following sections, we describe the present version of REVERSIM.

3.1 Basic Elements

The core of REVERSIM consists of eight basic elements for Boolean circuits that together form a task: At all inputs to the circuit, a *battery* provides current and is always connected to a *switch*, which is the only basic element the participant can operate. The experimenter can define whether each switch is initially open or closed. Alternatively, REVERSIM can choose a random starting position. Through a mouse click, the participant can close and open switches in order to pass or stop the current flow. Each output is realized by a *lamp* or *danger sign*.

The objective of each task is to determine the correct switch settings to yield the desired circuit output: For a valid solution, all *lamps* must light up and do so when they are supplied with current. On the other hand, the *danger signs* must not be supplied with current; otherwise, an electric discharge is displayed at the respective output, indicating an incorrect solution. Figure 3 illustrates the lamp and danger sign with and without supplied current.

Optional Psychometric Test

Embeds psychometric tests, such as the number-connection test [26], which measures cognitive processing speed, seamlessly into the environment.

Interactive Tutorial

Introduces and explains basic elements, interaction mechanics, and the overall objective. Participants can try out individual elements in minimal training circuits, particularly supporting those with little prior HRE knowledge.

Qualification Phase

Four tasks of lowest possible difficulty (see Figure 4 for an example) verifying participants’ basic understanding of the task objective. Participants need to solve each task with a maximum of two attempts. Successfully completing the qualification allows participants to enter the experiment phase; otherwise, they must revisit the tutorial and retry. It is also possible to repeat the tutorial voluntarily. When doing so, users can navigate freely between the individual elements of the tutorial.

Experiment Phase

Set of tasks tailored to the study at hand (see Section 3.4). Tasks can be assigned per participant. This phase supports randomization and optionally a means for participants to skip tasks in case they become stuck.

Figure 1: Explanation of the typical phases when using REVERSIM for controlled studies.

The Boolean circuit itself is implemented through the three basic types of combinational gates, namely *AND*, *OR*, and *NOT*. Current flows through the circuit according to the Boolean functionality of these three gates and the *wires* connecting them. Figure 4 shows a trivial example task that makes use of all three gate types.

Design considerations. With our choice of basic elements, we are able to represent any combinational circuit as a task. Those circuits – e. g., in the form of logic functions located between memory elements of a large-scale netlist – are an essential target for real-world analyses [25]. The interaction mechanics of REVERSIM aim at modeling the sense-making processes that occur when reverse engineering such combinational subcircuits in the real world. The subcircuits’ inputs and outputs, i. e., memory cells or external connections of the IC, correspond to the switches, lamps, and danger signs in our tasks.

Real-world IC manufacturing processes tend to use additional compound gate types for improved power and space efficiency [30], however, their functionality can generally be decomposed into the three basic gate types available in REVERSIM. Although memory elements such as flip-flops could also be implemented using those basic gates, we decided to exclude sequential logic from REVERSIM for the time being to lower the entry barrier for participants with little prior knowledge.

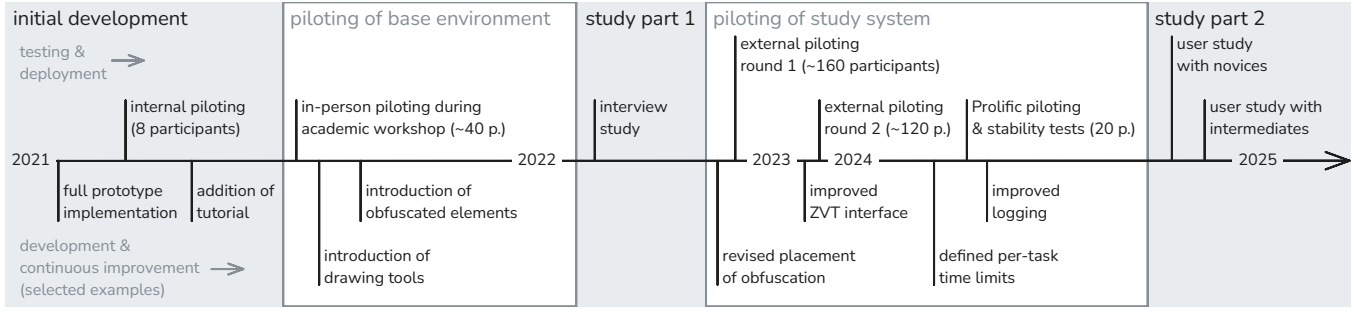


Figure 2: Sketch of the development process of REVERSIM in terms of testing and deployment (top) as well as major development steps and examples of continuous improvement (bottom). We implemented a full, working prototype of REVERSIM, followed by a round of internal piloting and feedback from hardware security researchers, e. g., resulting in the addition of the interactive tutorial. Piloting of the resulting base environment took place during an in-person academic workshop with a separate group of HCI and security researchers and professionals, e. g., prompting the introduction of the drawing tools. After conducting the interview study (see Section 4), we further revised REVERSIM and piloted our study setup in two rounds, each with independently recruited participants from industry and academia. We performed a final piloting round with participants from Prolific. Based on the finalized study setup, we conducted two user studies with novices (see Section 5) and intermediates (see Appendix H).

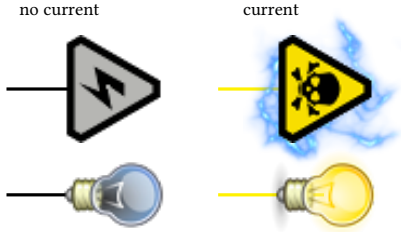


Figure 3: Lamp and danger sign indicate the expected output of a circuit. Participants solve the task by supplying current to the lamp, turning it on (bottom right), and by ensuring that no current is supplied to the danger sign (top left).

3.2 Obfuscated Gates

In addition to the three basic gates, we implemented two types of obfuscated gates in REVERSIM. Both are derived from circuit obfuscation techniques previously proposed in the literature [8, 34] and share the common goal of making their functionality difficult to determine through chip-level reverse engineering [3].

- Camouflaged gates [8] are a special set of gates designed for use in Application Specific Integrated Circuits (ASICs). They implement the essential logic gates introduced in Section 3.1 with the special property that all camouflaged gates look strikingly similar under microscopy. However, their appearance is clearly different from standard Boolean logic gates. While this makes them easy to identify as camouflaged gates, uncovering their individual Boolean functionality is hard. In REVERSIM, we represent such gates as an ink blot, drawing participants’ attention to the fact that the gate is obfuscated, but not revealing its actual functionality.
- Covert gates [34] have the additional property that they are *not* easily identifiable as being obfuscated. Hence, a gate may appear as an OR gate to the problem solver, but

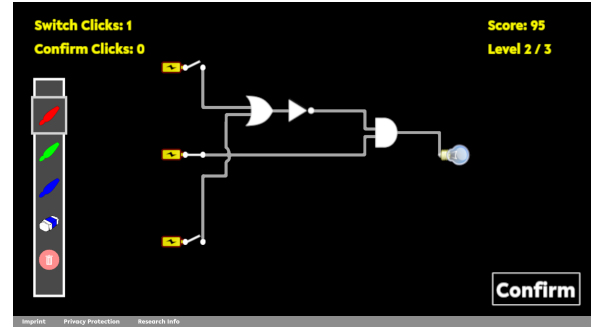


Figure 4: The interface for each task of REVERSIM consists of a Boolean circuit diagram with three inputs and at least one output. The participant interacts with the circuit by opening and closing the switches on the left. The example level shown here consists of three switches, three gates (AND, OR, and NOT) and one lamp as an output. Annotations can be drawn onto the circuit using the drawing tools on the very left. At the top, the participant’s progress statistics are displayed.

actually be an inverter, where only one of the two inputs is effective while the second is ignored. In REVERSIM, we represent such gates with the symbol of the gate that they pretend to implement.

Figure 5 shows how the camouflaged and covert gates are visually represented in a task and provides examples of the actual functionality that such gates may implement.

Design considerations. Obfuscation primitives such as camouflaged or covert gates are used in real-world designs to impede reverse engineering, as indicated by several existing patents [7, 19, 44]. Including obfuscated gates in REVERSIM will allow researchers to

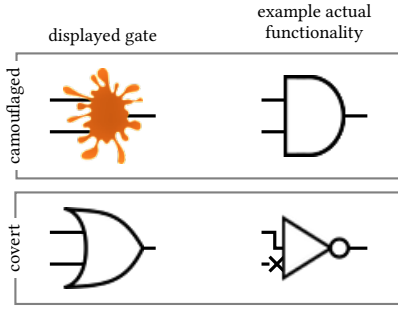


Figure 5: The visualization of a camouflaged and a covert gate (left) and an example of their hidden functionality (right).

explore approaches employed by analysts to reverse engineer individual obfuscation components, providing initial insight into the effective use of hardware obfuscation.

3.3 Interaction Mechanics

The objective of each task is to choose the correct setting of each switch to control the respective outputs. Once participants think they have set the correct switch positions, they can click the *Confirm* button at the bottom right. Participants are explicitly encouraged to only submit their solution once certain that it is correct, rather than trying all possible switch positions. This is reinforced by a score in each task that gradually decreases with each incorrect submission, as well as a gradually increasing time delay before a new attempt can be made. The effects of the current switch positions on the outputs are visualized as shown in Figure 3 only after clicking the *Confirm* button. During the tutorial and qualification phases only, current-carrying wires are additionally highlighted in yellow, making mistakes easier to spot. If the solution was correct, the participant will move to the next task by clicking the *Next* button. If the solution was incorrect, the resulting circuit outputs are shown to the participant and they can start a new attempt by modifying their solution. Should a participant submit multiple incorrect solutions for a task, or reach a specified timeout, they are offered the option to skip to the next task.

Design considerations. Determining (intermediate) values of individual wires is an essential subprocess in netlist reverse engineering [37]. A central part of our interaction mechanics is not allowing brute force and discouraging such trial-and-error strategies by imposing a score penalty and a time delay. In real-world HRE, using (automated) brute force may be a valid strategy to overcome some sufficiently small problems. However, an analyst requires the cognitive capabilities to develop such custom automation and apply it to a particular netlist [50]. Disallowing brute force and enforcing manual interactions in REVERSIM may allow us to observe these cognitive aspects of HRE problem solving.

Furthermore, it is often beneficial to analyze and validate the behavior of a netlist or part thereof using dynamic circuit analysis techniques without the need for costly experiments on a physical device [17]. Displaying the output state of the circuit even when an incorrect solution is submitted is therefore closely related to the dynamic analysis methods used in real-world HRE.

The above mechanisms have been tuned through extensive piloting to identify sensible defaults. However, each can be configured in detail to meet the exact requirements of various study objectives, environments, and participant groups.

3.4 Task Design

The REVERSIM software is accompanied by a library of tasks for use in the experiment phase, for which we provide details in Appendix E. Each task consists of the basic elements introduced in Section 3.1 in a circuit optimized to fit on a single screen. We provide five sets of tasks, which include three different complexities – low, medium, and high – and two task types containing obfuscated gates. Appendix F contains an example task for each of the different complexities.

Low complexity tasks have only one output, medium complexity tasks have two, and high complexity tasks have three outputs. As the number of outputs increases, so does the number of gates in the circuit. Each task contains three switches, regardless of complexity. To ensure that outputs cannot be trivially determined and to introduce an additional measure of complexity, we also decided to require a minimum nonlinearity⁴ between inputs and outputs. The same is required between all outputs, ensuring that no output follows trivially from another. Tasks containing obfuscated gates are based on medium-complexity tasks, where a single gate has been replaced by a camouflaged or a covert gate. REVERSIM also features a graphical task editor that allows researchers to extend and customize the task library.

Design considerations. Our tasks correspond to small modules of a larger netlist and have, for example, similarities to the transition logic of Finite State Machines (FSMs) [13] or to obfuscated *micronetlists* [7]. However, the number of netlist components – inputs, outputs, and gates – is limited in REVERSIM, where the entire netlist is displayed on the screen in a fixed size. Together with eliminating the need to navigate between modules, we are able to reduce the level of abstraction to a degree that is suitable for HRE non-experts.

3.5 Drawing Tools

The participants can annotate each task with a few simple drawing tools provided on the left-hand side using their mouse. This includes pens in three colors, as well as an eraser and the possibility to delete all previous annotations. We chose colors with high and diverging contrasts to make them accessible.

Design considerations. Annotating a netlist has long been a central component of the sense-making process involved in HRE and is therefore useful to observe. Even before the advent of purpose-built reverse engineering software with annotation features, reverse engineers printed microscope photographs of ICs and then manually traced wires and gates [40] with a pen. Modern reverse engineering software provides advanced features for grouping, naming, or visually highlighting gates [14, 42]. We opted for a simple drawing tool to avoid introducing additional complexity into the user interface. This way, REVERSIM remains accessible to participants who are not familiar with advanced netlist annotation features.

⁴The nonlinearity of a Boolean function is defined as the minimum Hamming distance to any linear or affine function [33]. The greater the distance, the more non-linear the function.

3.6 Interactive Tutorial

To ensure that REVERSIM is accessible to participants with little prior knowledge of digital circuits, an interactive tutorial introduces all relevant elements and the objective of the tasks to the participants. For each circuit element from Section 3.1, the tutorial provides a textual and visual description. It then encourages participants to individually try the elements out in minimal training circuits. Here, all inputs to the respective gate are connected directly to a switch and battery, allowing the participant to directly manipulate each input. Contrary to the general interaction mechanics, current-carrying wires are highlighted immediately, such that participants can observe the output behavior of the respective gate in real time. This tutorial focuses specifically on explaining digital logic and circuit elements, as well as the user interface itself. However, we deliberately chose to not present any HRE concepts or specific solution strategies for the tasks that follow.

Design considerations. To successfully engage with an HRE problem, a minimum knowledge of digital circuits and Boolean logic operators is required. Therefore, the main objective of the tutorial is to ensure that each participant has a similar understanding of digital circuits and Boolean logic operators. In particular, to be able to accurately observe strategies during HRE problem solving, it is important to not introduce concrete approaches to solving the following tasks. Doing so could bias participants towards the strategies included in the tutorial, and alter the decision-making process of which strategy to apply to a problem instance.

3.7 Psychometric Test Integration

To test whether standardized cognitive tests can be integrated into REVERSIM and what they can reveal about the cognitive aspects of HRE (RQ3), we implemented a simple psychometric test very similar to the Trail Making Test [5]. The test we chose is a non-verbal intelligence test called ZVT (German: “Zahlen-Verbindungs-Test”; number-connection test) [26], which reliably and validly measures (cognitive) processing speed, a component of intelligence [41]. In the original paper-and-pen test, participants use a pen to connect numbers from 1 to 90 on four standardized paper matrices as quickly as possible. The implementation in REVERSIM includes an initial instruction page, two example matrices, and the four actual test matrices. Participants used their mouse instead of a pen to click the numbers in order. The two example matrices with numbers from 1 to 20 allowed participants to familiarize themselves with the task and interface. Between the sample trials, participants were instructed to sit comfortably and click the numbers as quickly as possible. To prevent the participant from mentally going through the entire number sequence and thus gaining a speed advantage, in all matrices only the numbers one to three are displayed before the first mouse click.

Design considerations. Cognitive processing speed is a cognitive factor that affects reasoning and the acquisition of new information [45] and thus likely influences HRE performance, but the concrete interactions remain poorly understood. Hence, it is a compelling focus for study as part of a broader effort to explore the diverse human aspects critical to HRE success. We opted for

the number-connection test as it can be performed without experimenter intervention and without requiring audio or video capture, thus ensuring wide applicability and scalability. When implementing the number-connection test in REVERSIM we carefully transferred all instructions from the test manual. As participants can easily track their progress on a pen-and-paper matrix, we made sure that, in our digital version, all correctly clicked numbers are clearly visually identifiable. To make performance comparable across participants, we require that participants use a mouse when working on the number-connection test. Thus, we avoid any performance influence resulting from the use of different input devices.

4 INTERVIEW STUDY

To assess what aspects of real-world HRE processes the REVERSIM environment models (RQ1), we conducted semi-structured interviews with 14 researchers and professionals in hardware and netlist reverse engineering.

4.1 Methods

After a brief review of ethical considerations, we describe the study participants, outline the interview procedures, and present our data analysis method.

4.1.1 Ethical Considerations & Data Protection. Our institution’s ethics committee and data protection officer approved the interview study. All interviewees participated voluntarily, provided informed consent that included details of study procedures and data handling, and were free to withdraw from the study at any time. Participants received the equivalent of \$48 in monetary compensation for time spent on study-related tasks.

4.1.2 Participants. Our study involved 14 professionals and researchers in the field of HRE. We reached out to participants in person at relevant hardware security conferences and via email. Participants were pre-selected based on the following criteria: (a) they had published significant work in the field, (b) they were involved in publicly funded HRE research projects, or (c) they were engineers at companies specializing in HRE. Notably, none of the participants had been part of the continuous feedback loop during REVERSIM’s initial development.

Our participants worked in academia (8 participants from 3 institutions), federal agencies (2 participants from 2 institutions), or international companies (4 participants from 3 institutions) and were based in four different countries (France, Germany, Singapore, USA). Twelve of the participants self-identified as male, two participants as female, and all had a university degree. All participants self-rated their general HRE expertise on a scale of 1 (novice) to 5 (expert) with a mean of $M = 4.0$ ($SD = .73$). Overall, they had $M = 4.3$ years ($SD = 1.69$) of experience with HRE. Half of the participants reported that they usually spend 20-30 hours a week or more for HRE tasks. In addition, all participants self-rated their prior theoretical HRE knowledge (e.g., in Boolean algebra, ICs, or hardware obfuscation) and practical HRE skills (e.g., analysis of data flows in netlists, or dynamic analysis of netlists) on a 5-point Likert scale ranging from 1 (very low) to 5 (very high). We calculated two scales for self-ratings (see Appendix D for subitems). The theoretical-knowledge scale had 10 items, and the practical-skill

scale had 11 items. Both scales had acceptably high Cronbach's alphas ($\alpha = .79$ for theoretical knowledge and $\alpha = .87$ for practical skills) [10, 38]. Overall, the 14 participants self-rated their prior theoretical knowledge with a mean of $M = 3.9$ ($SD = .58$), and their practical skills in HRE with a mean of $M = 3.7$ ($SD = .78$). In Appendix C, we report detailed demographic and expertise data at the individual participant level.

4.1.3 Study Procedure. Researchers from hardware security and psychology collaborated to create and revise a semi-structured interview guide. All interviews were conducted remotely by two researchers and lasted an average of 75 minutes. The first interviewer had a background in cognitive science and experience in semi-structured interviews, the second in HRE.

After being introduced to the procedure and objective of the study, i.e., the evaluation of REVERSIM by domain experts, the interviewees explored all main components of the HRE environment (i.e., the interactive tutorial, the qualification phase, and the experiment phase). The experiment phase consisted of a total of five tasks designed to provide the participants with a comprehensive overview of REVERSIM's capabilities: One task each with low, medium and high complexity and two tasks containing obfuscated gates (see Section 3.2).

The final interview guide consisted of three question blocks focused on answering RQ1. At the beginning of the interview, participants were asked about their first impressions of REVERSIM (corresponding to Q1 in the interview guide). In the main question block, the interviewers asked participants to compare the REVERSIM tasks with netlists they encounter in their professional work and how their applied strategies would compare (Q3, Q4, and Q5). The sub-questions in Q3 and Q4 differed slightly depending on whether the participants had practical experience with netlist reverse engineering, which was asked in Q2. The last block was about suggestions for improvements or future research with REVERSIM (Q6).

After the interviews were completed, participants answered an online questionnaire on demographics and prior knowledge as presented in Section 4.1.2. Both the interview guide and questionnaire can be accessed online via Appendix A.

4.1.4 Data Analysis. We transcribed the interviews verbatim and analyzed the transcripts based on the concept of qualitative content analysis [22] with two coders – the interviewers – in a two-stage process. In the first step, Coder 1 coded eight interviews to create an initial codebook, and the second coder familiarized themselves with the transcripts. In collaboration, both coders iteratively created a final code book (see Appendix B) by defining code descriptions and rules as well as developing code categories for each question block. In the second step, Coder 2 coded all 14 interviews, while Coder 1 revised their coding of the first eight and coded the remaining six interviews according to the final code book. Finally, both coders compared their coding and discussed all deviations until consensus was reached.

4.2 Results

Below we describe the code categories within the three question blocks in detail and support key statements with verbatim quotes from our participants.

4.2.1 Block 1: General Impression. The first question block contains two core categories: *Positive Feedback*, and *Constructive Criticism*.

When asked for their first impression, all participants gave *Positive Feedback* on REVERSIM, stating that they enjoyed solving the tasks and liked the design of the environment (e.g., they found the drawing tools helpful). Furthermore, they mentioned that the interaction mechanics and objectives were clear and that REVERSIM was thoroughly implemented. Some interviewees reported that the abstraction in REVERSIM was realized very successfully (e.g., the implementation of the danger sign and lamp symbol as outputs of the circuits). Many participants explicitly mentioned that the interactive tutorial was didactically well-structured and indicated that they felt well guided by the tutorial.

Some participants also raised *Constructive Criticism*. A few mentioned that an additional explanation of the gates and their functions should be available on an ongoing basis. In their opinion, this type of backup would be very helpful especially for non-expert participants, so that they could look up the functions, e.g., of an AND gate. Furthermore, some participants suggested revising the tasks containing obfuscated elements. Most of the participants solved these obfuscated tasks without having to consider or identify the obfuscated elements. Accordingly, these participants suggested that obfuscated gates be placed in the critical path of analysis. Lastly, some of the participants suggested improvements in the handling of user input, particularly in the use of the drawing tools.

4.2.2 Block 2: Comparing REVERSIM with Reality. In the second question block, five main categories resulted from our analysis: *Elements Recognized from Real-World Netlist Reverse Engineering*, *Real-World Elements Missing in REVERSIM*, *Real-World Approaches Covered by REVERSIM*, *Real-World Approaches Missing in REVERSIM*, and *Evaluation of Interaction Mechanics*.

Regarding the identification of *Elements Recognized from Real-World Netlist Reverse Engineering*, all participants recognized components in the environment that they knew from analyzing real-world netlists (e.g., logic gates such as AND or OR gates; input-output relations). One of the participants summarized this point with the following words: “The concept of making the light bulb glow is the same as making a bit in a netlist one; and setting the bit to zero in a netlist is the same like for the danger symbol in a task. That actually occurs in netlists, because you often have an output behavior, where you just want to know ‘Okay, what do I need now as input configuration, so that a certain output is zero and a certain output is one?’”

Several interviewees also mentioned *Real-World Elements Missing in REVERSIM*. A few participants said that they usually have to analyze netlists that also contain further logic gates such as NANDs, NORs, or XORs, as well as sequential logic elements (e.g., flip flops) and that these did not appear in the tasks. Some participants mentioned that the complexity of the tasks was only partly comparable to the complexity of real netlists with up to millions of gates. However, those participants also reported that they typically use semi-automated tools or write scripts to reduce complexity in real netlists. Finally, a few participants added that they had never seen obfuscated elements in real-world netlists. However, they also indicated that solving the obfuscated tasks reminded them of dealing with erroneous netlists.

We identified several answers mentioning *Real-World Approaches Covered by REVERSIM*. Most participants rediscovered problem-solving processes they usually apply in real-world netlist analysis when solving tasks in REVERSIM. For example, interviewees indicated that they proceeded backwards from the outputs to the inputs. Such output-driven approaches and back justifications are – according to the participants – common practice in HRE. Some participants hypothesized about how a particular output depends on specific inputs in REVERSIM and then annotated them with the drawing tools. According to the experts, this procedure is comparable to the procedure in real netlists, where hypotheses about input-output relations are formulated and tested. One participant stated: “I wasn’t quite sure whether the switch had to be set to one or zero or whether there was another possibility. And then I just set an additional input to zero or one and then I looked if that can work or not. And if it doesn’t work out, then it must be the other one.” Another participant noted that they usually apply annotations comparable to the annotation processes in REVERSIM: “So in HRE practice, I would just do something like that by annotating any signals on it. But do the whole thing in a framework and not on the screen. But the concept is the same... it’s just a bit more work with the mouse if you don’t have a tablet and a pen.”

Some participants reported *Real-World Approaches Missing in REVERSIM*. A few indicated they would regularly use forward analysis or brute-force approaches in real netlists. However, applying a brute-force approach in REVERSIM was discouraged by deducting points. In addition, some interviewees indicated that they would develop semi-automated approaches, especially for increasingly complex real-world netlists. Nevertheless, participants added that our tasks have practical relevance, explaining that the tasks represent the manual analysis in the HRE process after the complexity of the circuit had been reduced by semi-automated steps and scripts.

Participants also provided an *Evaluation of Interaction Mechanics*. Most participants stated that the interaction mechanics did not force them to apply unrealistic steps that they would not apply in real-world netlist analysis. However, the fact that brute forcing was penalized was viewed ambivalently, as some participants would have liked to be free in their approaches without deduction of points. On the contrary, some participants drew a comparison and would consider brute force inefficient in real netlists, as summarized by this participant: “If I transfer the whole thing to real problems, i. e., large netlists, then brute forcing – with a correspondingly large input space – would not be possible.”

4.2.3 Block 3: Future Research and Features. The third block includes statements about possible future research and features for REVERSIM and consists of two main topics: *Add Further Gates and Netlist Components* and *Additional Objectives for Tasks*.

Some participants mentioned that future tasks of REVERSIM could include further combinational gates (e. g., NAND, XOR), sequential gates (e. g., flip flops), or high-level components such as adders. However, most participants concurred that incorporating additional components could be also more difficult for participants with little prior domain-specific knowledge. Further, a few participants expressed the idea to incorporate *Additional Objectives for Tasks*. For example, different netlist modules could be presented, from which the one implementing a certain functionality should

be selected. One participant described this idea as follows: “Maybe you give like a list of possible modules like multiplexer, addition, [...] some basic function. And then you ask the user: Which one applies to your circuit?”

4.3 Discussion of RQ1: REVERSIM Models Key HRE Aspects with Room for Expansion

Our interview study indicates that REVERSIM effectively models several key aspects of real-world netlist reverse engineering, although with some important caveats. The positive feedback from experts suggests that REVERSIM is both engaging and didactically sound, successfully mirroring certain problem-solving processes and strategies that are fundamental in HRE. In particular, the challenge of analyzing circuits in REVERSIM was found to be comparable to real-world tasks, and the interaction mechanics, including the use of drawing tools, were recognized as intuitive and helpful for facilitating the problem-solving process. However, participants also noted limitations in REVERSIM’s ability to fully capture the complexities and nuances of actual netlist analysis. The simplified nature of the tasks, while effective for modeling specific sub-processes of HRE, does not entirely reflect the complexity and scale of real-world netlists. According to our participants, these sub-processes are indeed relevant in practice, though they are more representative of a focused, manual analysis stage where reverse engineers have already reduced the complexity in advance (see our design considerations in Section 3.4). Moreover, the deliberate discouragement of brute-force approaches in REVERSIM, intended to promote thoughtful analysis, contrasts with real-world practices where brute-force methods are sometimes employed, particularly in preliminary analysis stages. This design choice was intentional, as outlined in Section 3.3, to encourage participants to carefully consider the origins of individual outputs, thus mirroring critical thought processes in HRE. Looking ahead, REVERSIM could benefit from incorporating additional components and objectives to more comprehensively capture the broader challenges encountered in real-world netlist reverse engineering, such as introducing more complex logic gates, sequential elements, and higher-level components. While we plan to incorporate these more extensive feature requests in future open-source development, we have promptly addressed several smaller issues identified by participants, including revising tasks involving obfuscated gates and improving the usability of the drawing tools.

5 USER STUDY

To assess the minimum requirements for effective participation in REVERSIM (RQ2a), to evaluate whether participants’ HRE performance can be differentiated based on the tasks included in REVERSIM (RQ2b), and to examine the integration of standardized cognitive tests (RQ3a) and what insights they provide about the human aspects of HRE (RQ3b), we conducted a user study with 109 participants.

5.1 Methods

After outlining the ethical considerations, we provide information about the study participants and procedures as well as the measures and variables collected for this study.

5.1.1 Ethical Considerations & Data Protection. The user study was approved by the ethics committee and data protection officer of our institution. All participants took part voluntarily, provided informed consent that included details of study procedures and data handling, and were free to withdraw from the study at any time. To link participants' answers in the questionnaires to their log files, we assigned randomly generated pseudonyms. We also ensured encrypted communication between the clients and the server and stored the study-related materials on an internal server to which only the researchers involved in the study had access.

5.1.2 Participants. We recruited a total of 131 participants from the US and UK via Prolific⁵, divided into a pilot sample of 20 and a main sample of 111 participants, of which we had to exclude two due to technical issues. The eligibility criteria for participation in the study were a minimum age of 18 years, fluency in English, and a minimum level of education equivalent to a university entrance qualification. Participants were further required to use a desktop or laptop PC with a mouse. Out of 109 participants, 10 dropped out while working with REVERSIM, resulting in 99 complete data sets (see Figure 6); Participants received £22.50⁶ as compensation for completing the study and spent a median of 69.5 minutes doing so.

Of our final sample ($n = 99$), 70 participants self-identified as male and 29 as female. Participants were between 18 and 72 years old, with a mean age of $M = 38$ ($SD = 12.3$). 72 participants had a university degree, eight had a professional degree, 18 had a high school degree or equivalent, and one preferred not to disclose.

5.1.3 Study Procedure. Participants proceeded through the study as shown in Figure 6. After voluntarily consenting to participate in the study, all participants answered a pre-study questionnaire. First, the questionnaire screened if they met the eligibility criteria. If so, we asked them about further demographics, including their academic and professional education, experiences in computer science and the IC industry. Participants then self-rated their prior knowledge in 16 relevant areas (e. g., Boolean algebra, logic gates, reverse engineering; see Appendix G for a complete list) on a scale of 0 ("none") to 5 ("very high"). Afterwards, they completed the four phases of REVERSIM (see Figure 1), starting with the number-connection test [26]. During the experiment phase, participants engaged in 12 HRE tasks of increasing difficulty, which we selected based on mean and variance of solution times and participants' feedback gathered during development: Two low complexity tasks (Group A), four medium complexity tasks (Group B), four high complexity tasks (Group C), and two obfuscated medium complexity tasks (Group D) (see Section 3.4 and Appendix E for detailed information about each task). We randomized the order of the tasks within each group to limit order bias; and for reasons of fair payment, the total time spent in REVERSIM was limited to 75 minutes. After working with REVERSIM, we asked study participants to provide feedback on positive and negative aspects of the environment. All questionnaires are available in the online appendix (see Appendix A).

5.1.4 Measures and Variables.

⁵Prolific is an online platform that connects researchers with a diverse pool of participants for studies; see <https://www.prolific.com/>.

⁶Prolific always bills in British pounds.

Prior Knowledge. To assess participants' domain-specific prior knowledge, we aggregated their responses to all 16 prior-knowledge topics into a single mean score. This was possible due to their high internal consistency, as evidenced by the extremely high Cronbach's α [10] of 0.96, indicating that these items measure the same underlying construct [38].

HRE Performance Variables. To measure participant performance, we recorded log files during the experiment phase. From this data, we calculated the following set of variables for each of the 12 tasks:

The *Task Solved* variable captures whether a participant has solved a task. Tasks may remain unsolved if the participant skips the task or if the study times out after 75 minutes. To avoid stalling participants, tasks become skippable after four unsuccessful attempts, or after exceeding a predetermined time within the task. All time limits are listed in Appendix E. To ensure data quality, we consider a task that has been solved by brute force, i. e., by rapidly trying arbitrary switch combinations without thinking, as not solved. We identify a task as brute-forced if we observe an average attempt rate of more than one submission within 10 seconds.

For all tasks that were solved, we calculated the following two variables: The variable *Time in Task* measures the time until a participant submits a *correct* solution. The variable *Number of Attempts* measures the number of attempts it takes the participant to produce this correct solution.

Cognitive Processing Speed. From the number-connection test (see Section 3.7), we determined the *Time per Matrix* by measuring the seconds between clicking '1' and completing each of the four sequences. We then assessed participants' *Cognitive Processing Speed* by calculating the mean Time per Matrix for each participant. To evaluate whether the integration of the number-connection test into REVERSIM was successful, we compared participants' performance with the norm values and corresponding Intelligence Quotient (IQ) values for the cognitive processing speed subcomponent of intelligence from the original test manual. To investigate possible correlations between processing speed and task solution speed we picked one medium-complexity task. We calculated three correlations, each with processing speed: time to solve the task on the first attempt, time to solve the task regardless of the number of attempts, and how many HRE tasks a participant was able to solve in total. We chose Pearson's correlation for solution speed and Spearman's rank correlation as well as Kendall's τ for HRE tasks solved as the latter variable is an ordinal scale. Positive correlations were assumed for the time variables (i. e., less time to complete the matrices relates to less time to solve a task) and a negative correlation for the amount of tasks solved (i. e., less time to complete the matrices relates to more solved tasks).

5.2 Results

This section presents a detailed analysis of participants' prior knowledge, engagement, and performance in REVERSIM. We further assess the integration of a standardized cognitive test by analyzing the number-connection test results and examining their relationship to participants' HRE task performance.

5.2.1 Participants' Prior Knowledge & Experience. Our 109 participants (including dropouts) self-rated their prior knowledge with

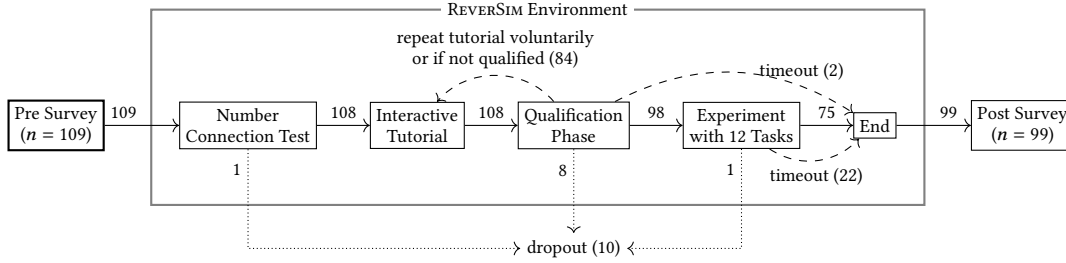


Figure 6: Overview of the flow of our user study. Excluding two invalid datasets, 109 participants started the study. 84 revisited the tutorial at least once. Ten participants dropped out during the different phases of the study, particularly during the qualification phase, resulting in a total of 99 valid and complete datasets. 24 participants did not finish within the 75-minute time limit before proceeding to the post survey.

a mean of $M = 1.10$ ($SD = 1.08$, $median = 0.75$), corresponding to “very low”. The distribution of prior knowledge among our participants, broken down by those completing the study and those who dropped out, is shown in Figure 7. 42 participants reported practical experience in computing and nine reported practical experience with microchips.

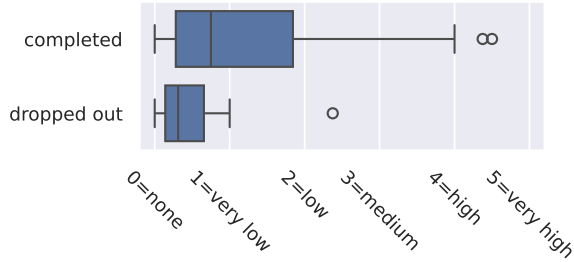


Figure 7: Distribution of prior-knowledge scores among our 109 participants. The 99 participants who completed the study had a median score of 0.75, while the ten participants who dropped out had a median score of 0.31. Nine of the ten dropouts had a prior knowledge score of 1 or less.

5.2.2 Participant Engagement & Performance. Of our 109 participants, 99 – or 91% – completed the study and ten participants dropped out. As shown in Figure 6, eight participants dropped out during the qualification phase, one dropped out during the number-connection test, and one dropped out during the experiment phase. Of the ten dropouts, only one participant had a background in computing, and none had experience with microchips.

In the following, we only consider the 99 participants who completed the study, 24 of whom reached the time limit of 75 minutes, and in consequence missed a median of two tasks. Participants solved a mean of eight (out of twelve) tasks with any number of attempts, and a mean of $M = 4.5$ tasks on first attempt, which is a very strict measure of success. Figure 8 shows the number of tasks solved on first attempt, which ranges from 0 to 11, by fraction of participants. Remarkably, the 27 participants requiring more than three qualification attempts solved a mean of just $M = 2.5$ tasks on

first attempt, which is only marginally better than random guessing, while the 70 participants requiring three or less qualification attempts solved a mean of 5.5 tasks.

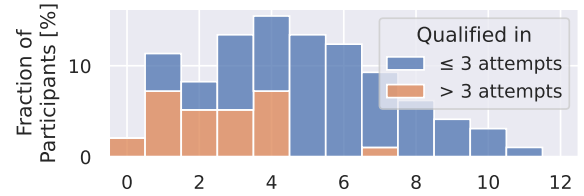


Figure 8: Number of HRE tasks solved on the first attempt by fraction of participants, broken down into those requiring a maximum of three attempts to qualify and those requiring more than three attempts.

5.2.3 Participants’ Feedback. Below we report the feedback provided by all 99 non-dropout participants in the post-survey. No participants reported accessibility issues when using REVERSIM. On a scale of 1 (“fully disagree”) to 5 (“fully agree”), participants agree ($M = 4.06$, $SD = 1.10$) that they enjoyed engaging with REVERSIM. They also agree that they understood the interaction mechanics ($M = 4.36$, $SD = 0.81$) but were undecided whether the scoring was motivating ($M = 3.39$, $SD = 1.14$). Participants appreciated the opportunity to repeat the tutorial ($M = 4.35$, $SD = 0.79$) and agreed that it was easy to understand ($M = 4.10$, $SD = 1.04$). A total of 74 participants indicated having used the drawing tools, agreeing that they are useful ($M = 4.16$, $SD = 0.95$).

5.2.4 Per-Task Performance. For this analysis, we only consider the 73 participants who did not reach the 75-minute time limit and thus had sufficient time to attempt each task. This intentional choice prioritizes the comparability of tasks, ensuring that any observed variations are due to task differences rather than ordering effects.

Figure 9 shows the fractions of participants who solved each task, broken down by the number of attempts. If we ignore the number of attempts, then Group A tasks were solved by 99% to 95% of the participants, Group B tasks by 85% to 97%, Group C tasks by 56% to 77%, and Group D tasks by 78% to 79%. If we consider only

successful solutions on the first attempt, the solution probabilities for Group A tasks are 74% to 84%, for Group B tasks 25% to 66%, for Group C tasks 23% to 36% and for Group D tasks 19% to 34%.

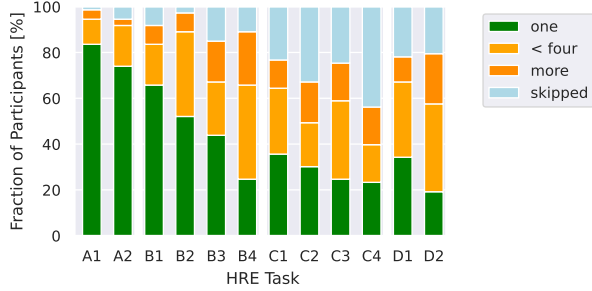


Figure 9: Fractions of participants who solved each task by the number of solution attempts. Participants were allowed to skip tasks after four unsuccessful attempts or after exceeding a predetermined time within the task (see Appendix E).

Figure 10 shows the distribution of times to correct solutions for each HRE task. Median times were 22 to 23 seconds for Group A tasks, 81 to 124 seconds for Group B tasks, 153 to 210 seconds for Group C tasks, and 123 to 170 seconds for Group D tasks.

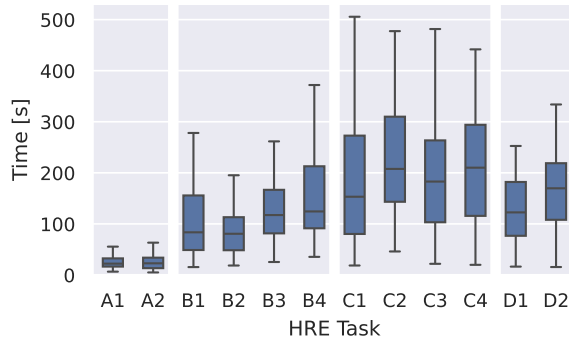


Figure 10: Time required by the participants to solve each HRE task. Of the 73 participants, only the times of those participants who solved each individual task correctly were included, i. e., sample size varies between 72 participants for Task A1 and 28 participants for Task C3.

5.2.5 Number-Connection Test Results. 108 participants completed all four matrices of the number-connection test. Participants solved Matrix 1 in a mean time of $M = 66$ seconds (range: 39 to 133), the second in $M = 66$ seconds (range: 37 to 137), the third in $M = 72$ seconds (range: 42 to 467), and Matrix 4 in $M = 90$ seconds (range: 43 to 611). In accordance with the test manual we excluded two participants who exceeded a total time of ten minutes working on the matrices. All distributions show a positive skew, i. e., an above-average number of participants with short solution times, which is in line with expectations based on the test manual. However, a

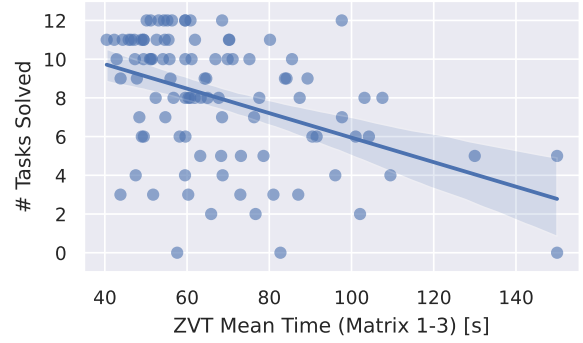


Figure 11: Mean time spent on the first three matrices of the number-connection test (x-axis) and the number of tasks solved with any number of attempts (y-axis). We show the regression line to provide an intuition of the overall trend.

Welch’s ANOVA [46] ($F = 4.63, df = 3, p < .001$) and Bonferroni-corrected pairwise t-tests revealed a significant difference in means between Matrix 4 and all other matrices (each $p < .001$). As the manual suggests excluding matrices when participants struggle with them – albeit on an individual basis – we extended this principle to the group level and excluded Matrix 4 from further calculations to enhance reliability and validity of our findings. Using matrices 1-3, the mean processing speed subcomponent of our participants’ IQs – as estimated by the number-connection test manual – is about 118, which is about one standard deviation above average (i. e., 100).

5.2.6 Correlation between Cognitive Processing Speed and HRE Task Performance. To investigate the relationship between participants’ processing speed and their HRE task performance in terms of solution speed and solution probability, we calculated three correlations (see Section 5.1.4). The correlation between processing speed and the total number of HRE tasks solved by each participant, visualized in Figure 11, was assessed using Spearman’s rank correlation ($\rho = -0.38$) and Kendall’s τ ($\tau = -0.27$), both indicating a moderate correlation. We then picked Task B2 as an example, because of its high solution probability (see Figure 9) and largely symmetric variance in solution time (see Figure 10). A Pearson correlation between processing speed and *Time in Task B2* for participants solving the task on first attempt revealed a weak positive correlation ($r = .21$), visualized in Figure 12. A similar Pearson correlation for processing speed and *Time in Task B2* regardless of the number of attempts also showed a weak positive correlation ($r = .11$).

5.3 Discussion of RQ2: REVERSIM is Open to Non-Experts and Differentiates Their HRE Performance

RQ2a: Minimum Requirements for Participation. Despite participants’ very low prior knowledge in relevant areas, many were able to meaningfully engage with REVERSIM, as evidenced by a low dropout rate of less than 10% and a high mean number of eight tasks solved per participant. We did not find any significant influence of prior knowledge or experience on performance – likely

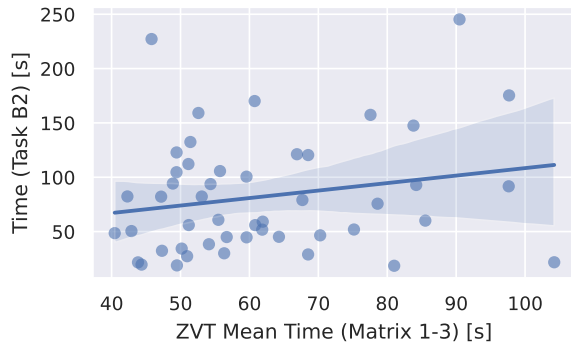


Figure 12: Mean time spent on the first three matrices of the number-connection test (x-axis) and Time in Task B2, limited to those participants solving the task on first attempt (y-axis). We show the regression line to provide an intuition of the overall trend.

due to the uniformly low levels of prior knowledge – yet observed an interesting pattern among dropouts: Participants with a prior knowledge score above 1 or with experience in computing or microchips had a very low probability of dropping out. Future studies using REVERSIM could therefore pre-select participants accordingly.

Approximately three-quarters of the participants revisited the tutorial, and they consistently agreed that it was easy to understand. This result suggests that while the tutorial effectively conveys the interaction mechanics, the qualification phase remains a challenging test of participants’ ability to devise their own HRE strategies. Interestingly, even participants who required up to three qualification attempts were generally successful during the experiment phase, according to the strict metric of *Task Solved on First Attempt*. However, those who needed more than three attempts to qualify were largely unable to engage effectively with REVERSIM. This finding leads us to recommend early screening of such participants, while ensuring they are compensated proportionally for their participation. By applying these screening criteria, the number of tasks solved on the first attempt is more evenly distributed across the available range, enhancing the expressiveness of the resulting data.

Approximately 22% of participants reached the time limit during the experiment phase. However, we find that they were generally still able to engage well with REVERSIM, as evidenced by a mean number of 6.5 ($sd = 2.3$) correctly solved tasks prior to reaching the timeout. Therefore, it will be worthwhile to extend the time limit in future studies, provided that some other mechanism to ensure fair compensation of participants’ time is in place.

RQ2b: Differentiation of Participants’ HRE Performance Based on Tasks. To evaluate whether participants’ HRE performance could be differentiated based on the tasks included in REVERSIM, we analyzed solution probability and solution time as key metrics.

We observed large differences across tasks for both metrics, underscoring the range of challenges presented by the different tasks. Specifically, from Group A to Group D, we observed a strong decrease in solution probability, indicating that our task groups span a wide range of difficulty levels. The percentage of participants who

solved a task on first attempt emerged as a particularly informative metric, ranging from 84% to 19%. This range demonstrates that REVERSIM can differentiate participant performance across the entire difficulty spectrum without encountering ceiling or floor effects. Within Group B, we make an interesting secondary observation: Even though all four tasks were designed based on our medium-complexity design criteria (Section 3.4), solution probability on first attempt varied by as much as 41% from task B1 to B4. Hence, factors beyond the number of outputs and Boolean nonlinearity appear to influence task difficulty. We suggest that circuit layout, number of connections, and gate types, may be of interest for future research into what exactly makes a circuit difficult to reverse engineer.

In addition to solution probability, we analyzed the distribution of solution times across tasks. Interestingly, within Group B, solution probability was not directly related to solution time – tasks that were solved more frequently were not necessarily solved more quickly. This finding emphasizes the importance of considering both metrics when assessing participant performance. Among the non-obfuscated tasks in groups A to C, we observed that – as the number of outputs increased from Group A (one output) to Group C (three outputs) – both the mean solution time and its variance expanded by multiple minutes. This result suggests that as the problem space becomes more complex, identifying relevant components and devising an efficient traversal strategy become crucial factors that heavily influence solution time. Lastly, we observed that reverse engineering the obfuscated circuits in Group D yielded solution probabilities and times that are between those of groups B and C. Introducing a single obfuscated gate does not appear to increase the problem space more than the addition of a third output.

5.4 Discussion of RQ3: REVERSIM Integrates Cognitive Tests, Reveals Correlations with Task Performance

RQ3a: Integrating Standardized Cognitive Tests in REVERSIM. The successful integration of the number-connection test into REVERSIM is supported by minimal participant dropout and solution times for matrices 1-3 that align with the norm values from the test manual for our well-educated sample. The significant deviation observed in Matrix 4, which was not reported in the test manual, likely results from participant fatigue. This observation suggests that potential fatigue effects should be considered when adapting similar tests to unsupervised online environments. Given these considerations, we conclude that the number-connection test in REVERSIM is suitable for its intended purpose, i. e., measuring cognitive processing speed. Furthermore, incorporating other standardized cognitive tests, such as the n-back task for working memory, appears feasible for evaluating additional cognitive factors relevant to HRE.

RQ3b: Insights into the Human Aspects of HRE. Our findings indicate that integrating standardized cognitive tests into REVERSIM offers valuable insights into the human aspects of HRE. For instance, we observed a small correlation between processing speed and solution time, suggesting that individuals who process information faster tend to solve the HRE tasks more quickly. Additionally, we found a moderate correlation between processing speed and the total number of tasks solved. While it might be tempting to attribute

this to faster thinkers having more time for the complex tasks, we observe a very similar correlation in those participants who did not reach the 75-minute time limit. Hence, cognitive processing speed, as a component of intelligence, likely mediates other cognitive processes such as learning and reasoning. These exploratory findings, which emerged from the initial implementation of the tests, align with existing research on the role of cognitive factors like working memory in HRE performance [4]. Although systematic studies are needed, these results highlight the potential of integrating cognitive tests to further investigate the cognitive dimensions of HRE. Identifying cognitive factors that correlate particularly strongly with HRE performance could highlight promising targets for cognitive obfuscation, which could place greater demands on these factors and potentially lead to more comprehensive security-relevant conclusions in the future.

6 HUMAN ASPECTS OF HRE IN NOVICES AND INTERMEDIATES: SIMILARITIES AND DIFFERENCES

To identify which insights REVERSIM may provide about human aspects of HRE beyond novices, it is important to understand how behavior changes with participants more experienced in HRE. Thus, we repeated our user study with 47 more experienced participants, largely composed of computer science students and attendees of a workshop on HRE from both academia and industry. This intermediate group reported a mean prior knowledge of $M = 2.67$ ($SD = 0.83$), corresponding to between “low” and “medium”. In our first study with novices, in contrast, participants had reported a mean prior knowledge of “very low” ($M = 1.10$). Appendix H contains the full details of our sample and the results. To compare the performance of novices and intermediates, we analyzed the proportion of participants who solved each task correctly on first attempt. Our findings reveal both strong similarities and two distinct differences, which we present in Figure 13. Each provides insight into human aspects of in HRE, such as how expertise develops and affects cognitive strategies in HRE, and encourages further research with REVERSIM.

As expected, the intermediates performed better overall, reflecting their higher baseline knowledge and skills. To examine whether their performance advantage varied across different tasks, we subsequently controlled for this overall performance difference by z-standardizing the data. Specifically, for both samples we calculated z-scores by subtracting the sample mean from each data point and dividing by the standard deviation. Doing so enables us to compare the performance of novices and intermediates in each task in terms of standard deviations. Our findings show that for the eight simpler tasks (A1 to C2), the relative performance difference between the samples remained small, with variations not exceeding half a standard deviation. This result suggests that while intermediates performed better in general, the expertise they have gained did not provide a distinct advantage in these specific tasks. Instead, the growing complexity of these tasks appears to similarly decrease the performance of novices and intermediates. For the most complex tasks (C3 to D2), however, we observe an interesting



Figure 13: z-standardized number of participants solving a task on first attempt.⁷ The plot highlights the relative performance differences *between* tasks, for novices and intermediates, correcting for the fact that intermediates tend to perform better overall. For tasks A1 to C2, data from the intermediate sample closely tracks the novice sample. Tasks C3 and C4 appear relatively *easier* for intermediates, while – surprisingly – tasks D1 and D2 appear *harder* for them.

divergence in performance trends: While novices show a steady decline in performance for tasks in Group C as complexity increases, intermediates maintain nearly constant performance. Surprisingly, this effect is reversed in Group D tasks involving obfuscated gates, where novices perform better than intermediates in relative terms.

This observed divergence may reflect underlying differences in how novices and intermediates approach these specific tasks, offering valuable insights into the process of HRE expertise acquisition. Intermediates may have developed advantageous skills such as advanced pattern recognition or domain-specific heuristics, which help reduce cognitive load when encountering known structures. However, these domain-specific approaches may be less effective, or even detrimental, when encountering unexpected or ill-formed circuits. Novices, lacking these ingrained strategies, may approach such tasks with generally slower but more flexible or exhaustive reasoning methods. Going forward, identifying the task-specific features that cause such performance differences within REVERSIM may help researchers to develop evidence-based prototypical mechanisms for cognitive obfuscation.

7 OVERALL DISCUSSION & CONCLUSION

Hardware Reverse Engineering (HRE) plays a vital role for increasing trust in ICs, which is a primary objective of recent US and EU microchip initiatives [11, 32]. As HRE cannot be fully automated, human problem-solving competencies and cognitive abilities are critical to its effective execution [4, 50]. To enable controlled and quantitative studies of these human aspects in HRE, which remain poorly understood [12], we developed REVERSIM, an HRE study environment that integrates standardized, unsupervised cognitive tests. We evaluated REVERSIM with experts and non-experts across three research questions, summarized below, and make it available under an open-source license to provide researchers with an effective method for studying the human aspects in HRE.

⁷A z-score of 1 indicates that the number of participants who solved the task on first attempt is one standard deviation above the sample mean.

Summary of RQ1. Experts confirmed that REVERSIM captures key aspects of real-world netlist reverse engineering, particularly in replicating problem-solving strategies and circuit analysis challenges. They also identified opportunities to extend REVERSIM’s functionality, such as incorporating more complex logic gates and sequential elements, to better reflect the full complexity of netlist analysis.

Summary of RQ2. REVERSIM demonstrates its suitability for studying aspects of HRE with non-experts, as participants with minimal prior knowledge were able to engage meaningfully with the tasks. The environment effectively differentiates participant performance across a wide range of task difficulties, indicating that it is well-suited for assessing HRE strategies in a non-expert population.

Summary of RQ3. Our findings demonstrate that REVERSIM can be effectively used to study cognitive factors related to HRE performance by integrating standardized cognitive tests, such as the number-connection test. These integrations offer insights, such as the correlation between cognitive factors and task performance, highlighting REVERSIM’s potential for exploring the human aspects in HRE in future research.

While our contributions to this complex area of research are notable, they come not without limitations: First, we designed REVERSIM from scratch to enable controlled experimental studies that can accurately assess the impact of cognitive factors on HRE problem-solving processes. While REVERSIM cannot capture all aspects of real-world HRE, our interview study suggests that it effectively models key processes and thought patterns, while also laying the foundation for implementing other important HRE subprocesses, such as sequential circuit analysis and module recognition. Although our current work does not yet provide far-reaching insights into HRE countermeasures, such as the use of obfuscation primitives, the development and empirical evaluation of REVERSIM are essential steps in advancing this field.

Second, in all studies, we asked participants to self-rate their prior knowledge. Although we have no evidence that participants *systematically* over- or underestimated their prior knowledge, these self-assessments may be prone to bias and therefore may not accurately reflect participants’ actual knowledge. In our interview study, where a high level of HRE expertise was essential, we therefore included additional metrics to assess the prior knowledge of the interviewees. For future studies aimed at assessing the cognitive factors that influence HRE success, further evidence-based determination of prior knowledge, beyond experience in computing or microchips, may be required.

Third, we observed a significant performance loss in Matrix 4 of the number-connection test in the user study with novices. While meta analyses have shown no differences between computerized and paper-and-pencil cognitive tests [23], solving matrices on a screen may be more cognitively demanding. Fatigue or loss of motivation, more likely in an unsupervised online setting, could also contribute to this decline. Future studies should assess participants’ fatigue and motivation between matrices to better understand the performance drop. Additionally, unlike the paper version, our digital implementation does provide feedback for misclicks, which may affect performance. While individual performance should be interpreted cautiously, our implementation aimed to compare differing cognitive processing speeds rather than provide psychological diagnoses. For this purpose, an exact match to the pen-and-paper version is not required, and we consider the test applicable.

Outlook. Below we briefly outline research avenues enabled by REVERSIM as a controlled environment: In future studies, REVERSIM can be used to empirically determine which characteristics of a circuit affect the cognitive load of reverse engineering it, including those that remain challenging even with increasing experience. In this way, REVERSIM can support the development of design patterns for “cognitively obfuscated” ICs [47]. As a second line of defense to traditional obfuscation techniques, this type of hardware protection aims to create circuitry that deliberately slows down a human attacker’s problem-solving process. To this end, it seems worthwhile to examine whether concepts from software obfuscation [9], such as *potency* (degree of human confusion) and *resilience* (required time and effort to automate analyses), can be transferred to the realm of hardware obfuscation. Conversely, understanding how essential HRE skills are acquired and where problem solvers struggle may also inform the development of a training environment and educational guidelines for hardware security analysts. Hence, REVERSIM may be a useful tool in meeting the growing need for hardware security professionals. By enabling studies with larger and more diverse sample sizes, REVERSIM allows researchers to validate strategies and cognitive factors identified in prior studies [4, 50] and uncover how additional cognitive factors and growing expertise influence HRE performance, addressing previous research limitations. We emphasize that it is important to complement quantitative results obtained with REVERSIM by validating them, if possible, with HRE experts in a more complex real-world environment such as HAL [14].

ACKNOWLEDGMENTS

We are very grateful to Zehra Karadag, Max Hoffmann, and Jannik Schmöle for their support in the development of REVERSIM. A big thanks also goes to Malte Elson, and Franziska Herbert for discussions and recommendations on our analysis methods, and to Julian Speith for project support. Last but not least, we would like to thank all expert and non-expert participants for their time and effort invested in our study. This work was supported by the PhD School “SecHuman – Security for Humans in Cyberspace” by the federal state of NRW, Germany, the German Research Foundation (DFG) under Germany’s Excellence Strategy - EXC 2092 CASA - 390781972, and the Research Center Trustworthy Data Science and Security (<https://rc-trust.ai>), one of the Research Alliance Centers within the UA Ruhr (<https://uaruhr.de>).

REFERENCES

- [1] Nils Albartus, Max Hoffmann, Sebastian Temme, Leonid Azriel, and Christof Paar. 2020. DANA - Universal Dataflow Analysis for Gate-Level Netlist Reverse Engineering. *IACR Transactions on Cryptographic Hardware and Embedded Systems (TCHES)* 2020, 4 (2020), 309–336. doi:10.13154/tches.v2020.i4.309-336
- [2] Leonid Azriel, Julian Speith, Nils Albartus, Ran Ginosar, Avi Mendelson, and Christof Paar. 2021. A Survey of Algorithmic Methods in IC Reverse Engineering. *Journal of Cryptographic Engineering* 11, 3 (2021), 299–315. doi:10.1007/s13389-021-00268-5
- [3] Georg T Becker, Marc Fyrbiak, and Christian Kison. 2017. *Hardware Obfuscation: Techniques and Open Challenges*. Springer, Cham, Switzerland, 105–123.
- [4] Steffen Becker, Carina Wiesen, Nils Albartus, Nikol Rummel, and Christof Paar. 2020. An Exploratory Study of Hardware Reverse Engineering — Technical and Cognitive Processes. In *Sixteenth Symposium on Usable Privacy and Security (SOUPS 2020)* (Boston, MA, USA). USENIX Association, Berkeley, CA, USA, 285–300. <https://www.usenix.org/conference/soups2020/presentation/becker>
- [5] Christopher R Bowie and Philip D Harvey. 2006. Administration and interpretation of the Trail Making Test. *Nature Protocols* 1, 5 (Dec. 2006), 2277–2281. doi:10.1038/nprot.2006.390
- [6] Gregory H. Chisholm, Steven T. Eckmann, Christopher M. Lain, and Robert Veroff. 1999. Understanding Integrated Circuits. *IEEE Design & Test of Computers* 16, 2 (1999), 26–37. doi:10.1109/54.765201
- [7] Lap Wai Chow, Bryan J Wang, James P Baukus, and Ronald P Cocchi. 2020. Secure logic locking and configuration with camouflaged programmable micro netlists. US Patent 10,691,860.
- [8] Ronald P. Cocchi, James P. Baukus, Lap Wai Chow, and Bryan J. Wang. 2014. Circuit Camouflage Integration for Hardware IP Protection. In *Proceedings of the 51st Annual Design Automation Conference* (San Francisco, CA, USA). ACM, New York, NY, USA, 153:1–153:5. doi:10.1145/2593069.2602554
- [9] Christian Collberg, Clark Thomborson, and Douglas Low. 1997. *A Taxonomy of Obfuscating Transformations*. Technical Report. The University of Auckland, Auckland, New Zealand.
- [10] Lee J Cronbach. 1951. Coefficient alpha and the internal structure of tests. *psychometrika* 16, 3 (1951), 297–334.
- [11] European Parliament and Council. 2023. Regulation (EU) 2023/1781 of the European Parliament and of the Council of 13 September 2023 Establishing a Framework of Measures for Strengthening Europe’s Semiconductor Ecosystem and Amending Regulation (EU) 2021/694 (Chips Act) (Text with EEA Relevance). <http://data.europa.eu/eli/reg/2023/1781/oj/eng>
- [12] Marc Fyrbiak, Sebastian Strauss, Christian Kison, Sebastian Wallat, Malte Elson, Nikol Rummel, and Christof Paar. 2017. Hardware Reverse Engineering: Overview and Open Challenges. In *IEEE 2nd International Verification and Security Workshop (IVSW)* (Thessaloniki, Greece). IEEE, New York, NY, USA, 88–94. doi:10.1109/IVSW.2017.8031550
- [13] Marc Fyrbiak, Sebastian Wallat, Jonathan Déchelotte, Nils Albartus, Sinan Böcker, Russell Tessier, and Christof Paar. 2018. On the Difficulty of FSM-based Hardware Obfuscation. *IACR Transactions on Cryptographic Hardware and Embedded Systems (TCHES)* 2018, 3 (2018), 293–330. doi:10.13154/tches.v2018.i3.293-330
- [14] Marc Fyrbiak, Sebastian Wallat, Pawel Swierczynski, Max Hoffmann, Sebastian Hoppach, Matthias Wilhelm, Tobias Weidlich, Russell Tessier, and Christof Paar. 2019. HAL – The Missing Piece of the Puzzle for Hardware Reverse Engineering, Trojan Detection and Insertion. *IEEE Transactions on Dependable and Secure Computing* 16, 3 (2019), 498–510. doi:10.1109/TDSC.2018.2812183
- [15] L.M. Galantucci, G. Percoco, G. Angelelli, C. Lopez, F. Introna, C. Liuzzi, and A. De Donno. 2006. Reverse engineering techniques applied to a human skull, for CAD 3D reconstruction and physical replication by rapid prototyping. *Journal of Medical Engineering & Technology* 30, 2 (2006), 102–111. doi:10.1080/03091900500131714
- [16] Mark C. Hansen, Hakan Yalcin, and John P. Hayes. 1999. Unveiling the ISCAS-85 Benchmarks: A Case Study in Reverse Engineering. *IEEE Design & Test of Computers* 16, 3 (1999), 72–80. doi:10.1109/54.785838
- [17] Adam G. Kimura, Adam R. Waite, Jon Scholl, James Schaffranek, Matt Sutter, and Glen D. Via. 2020. From Silicon to Simulation: A Full Decomposition of a Fabricated 130 nm Serial Peripheral Interface for Establishing an Assurance Baseline Root-of-Trust. In *2020 IEEE Physical Assurance and Inspection of Electronics (PAINE)* (Washington, DC, USA). IEEE, New York, NY, USA, 1–6. doi:10.1109/paine49178.2020.9337733
- [18] Simon Klux, Nils Albartus, Julian Speith, Paul Staat, Alice Verstege, Annika Wilde, Daniel Lammers, Jörn Langheinrich, Christian Kison, Sebastian Sester-Wehle, Daniel Holcomb, and Christof Paar. 2024. Stealing Maggie’s Secrets – On the Challenges of IP Theft Through FPGA Reverse Engineering. In *Proceedings of the 2024 on ACM SIGSAC Conference on Computer and Communications Security* (Salt Lake City, UT, USA). ACM, New York, NY, USA, 3391–3405. doi:10.1145/3658644.3690235
- [19] Thomas Kuenemund. 2019. Semiconductor chip using logic circuitry including complementary FETs for reverse engineering protection. US Patent 10,347,630.
- [20] Chi Le, Vander Sloten Jos, Tan Hung Le, Khanh Lam, Shwe Soe, Nikolay Zlatov, Tam Phuoc Le, and Dinh Trung Pham. 2010. Medical reverse engineering applications and methods. In *Proceedings of International Conference on Innovations, Recent Trends and Challenges in Mechatronics, Mechanical Engineering and New High-Tech Products Development* (Bucharest, RO), Vol. 2. INCDMTM, Bucharest, RO, 186–196. <http://gala.gr.ac.uk/id/eprint/11735/>
- [21] N.Y. Louis Lee and P.N. Johnson-Laird. 2013. A Theory of Reverse Engineering and its Application to Boolean Systems. *Journal of Cognitive Psychology* 25, 4 (2013), 365–389. doi:10.1080/20445911.2013.782033
- [22] Philipp Mayring. 2019. Qualitative content analysis: Demarcation, varieties, developments. *Forum: Qualitative Social Research* 20, 3 (2019), 1–26. doi:10.17169/fqs-20.3.3343
- [23] Alan D. Mead and Fritz Drasgow. 1993. Equivalence of computerized and paper-and-pencil cognitive ability tests: A meta-analysis. *Psychological Bulletin* 114, 3 (Nov. 1993), 449–458. doi:10.1037/0033-2909.114.3.449
- [24] Travis Meade, Yier Jin, Mark M. Tehranipoor, and Shaojie Zhang. 2016. Gate-level netlist reverse engineering for hardware security: Control logic register identification. In *2016 IEEE International Symposium on Circuits and Systems (ISCAS)* (Montréal, QC, Canada). IEEE, New York, NY, USA, 1334–1337. doi:10.1109/ISCAS.2016.7527495
- [25] Travis Meade, Shaojie Zhang, and Yier Jin. 2016. Netlist Reverse Engineering for High-Level Functionality Reconstruction. In *21st Asia and South Pacific Design Automation Conference (ASP-DAC)* (Macao SAR, China). IEEE, New York, NY, USA, 655–660. doi:10.1109/ASP-DAC.2016.7428086
- [26] Wolf Dieter Oswald. 2016. *Zahlen-Verbindungs-Test ZVT. 3., überarbeitete und neu normierte Auflage*. Hogrefe, Göttingen, Germany. <https://www.testzentrale.de/shop/der-zahlen-verbindungs-test.html>
- [27] Endres Puschner, Thorben Moos, Steffen Becker, Christian Kison, Amir Moradi, and Christof Paar. 2023. Red Team vs. Blue Team: A Real-World Hardware Trojan Detection Case Study Across Four Modern CMOS Technology Generations. In *2023 IEEE Symposium on Security and Privacy (SP)* (San Francisco, CA, USA). IEEE Computer Society, Los Alamitos, CA, USA, 56–74. doi:10.1109/SP46215.2023.00044
- [28] Shahed E. Quadir, Junlin Chen, Domenic Forte, Navid Asadizanjani, Sina Shahbazz-mohamadi, Lei Wang, John A. Chandy, and Mark Mohammad Tehranipoor. 2016. A Survey on Chip to System Reverse Engineering. *ACM Journal on Emerging Technologies in Computing Systems* 13, 1 (2016), 6:1–6:34. doi:10.1145/2755563
- [29] Raul Quijada, Roger Dura, Jofre Pallares, Xavier Formatje, Salvador Hidalgo, and Francisco Serra-Graells. 2018. Large-Area Automated Layout Extraction Methodology for Full-IC Reverse Engineering. *Journal of Hardware and Systems Security* 2, 4 (2018), 322–332. doi:10.1007/s41635-018-0051-4
- [30] Mohammad Rahman, Ryan Afonso, Hiran Tennakoon, and Carl Sechen. 2011. Power reduction via separate synthesis and physical libraries. In *Proceedings of the 48th Design Automation Conference (DAC 2011)* (San Diego, CA). ACM, New York, NY, USA, 627–632. doi:10.1145/2024724.2024868
- [31] M. G. Rekoff. 1985. On reverse engineering. *IEEE Transactions on Systems, Man, and Cybernetics* 15, 2 (1985), 244–252. doi:10.1109/TSMC.1985.6313354
- [32] Tim Rep. Ryan. 2022. H.R.4346 - 117th Congress (2021-2022): Chips and Science Act. <https://www.congress.gov/bill/117th-congress/house-bill/4346/text>
- [33] Palash Sarkar and Subhamoy Maitra. 2000. Nonlinearity Bounds and Constructions of Resilient Boolean Functions. In *Advances in Cryptology - CRYPTO 2000* (Santa Barbara, CA, USA). Springer, Berlin, Heidelberg, 515–532. doi:10.1007/3-540-44598-6_32
- [34] Bicky Shakya, Hao-Ting Shen, Mark Mohammad Tehranipoor, and Domenic Forte. 2019. Covert Gates: Protecting Integrated Circuits with Undetectable Camouflaging. *IACR Transactions on Cryptographic Hardware and Embedded Systems (TCHES)* 2019, 3 (2019), 86–118. doi:10.13154/tches.v2019.i3.86-118
- [35] Yiqiong Shi, Bah-Hwee Gwee, Ye Ren, Thet Khaing Phone, and Chan Wai Ting. 2012. Extracting Functional Modules from Flattened Gate-Level Netlist. In *2012 International Symposium on Communications and Information Technologies (ISCIT)* (Gold Coast, Australia). IEEE, New York, NY, USA, 538–543. doi:10.1109/ISCIT.2012.6380958
- [36] Yiqiong Shi, Chan Wai Ting, Bah-Hwee Gwee, and Ye Ren. 2010. A Highly Efficient Method for Extracting FSMs from Flattened Gate-Level Netlist. In *Proceedings of 2010 IEEE International Symposium on Circuits and Systems* (Paris, France). IEEE, New York, NY, USA, 2610–2613. doi:10.1109/ISCAS.2010.5537093
- [37] Pramod Subramanyan, Nestan Tsiskaridze, Wenchao Li, Adria Gascón, Wei Yang Tan, Ashish Tiwari, Natarajan Shankar, Sanjit A. Seshia, and Sharad Malik. 2014. Reverse Engineering Digital Circuits Using Structural and Functional Analyses. *IEEE Transactions on Emerging Topics in Computing* 2, 1 (2014), 63–80. doi:10.1109/TETC.2013.2294918
- [38] Mohsen Tavakol and Reg Dennick. 2011. Making sense of Cronbach’s alpha. *International journal of medical education* 2 (2011), 53. doi:10.5116/ijme.4dfb.8dfd
- [39] Olivier Thomas and Dmitry Nedospasov. 2015. *On the Impact of Automating the IC Analysis Process*. Technical Report. Texplained SARL.
- [40] Randy Torrance and Dick James. 2009. The State-of-the-Art in IC Reverse Engineering. In *Cryptographic Hardware and Embedded Systems - CHES 2009* (Lausanne, Switzerland). Springer, Berlin, Heidelberg, 363–381. doi:10.1007/978-

- 3-642-04138-9_26
- [41] Philip A. Vernon. 1993. Der Zahlen-Verbindungs-Test and other trail-making correlates of general intelligence. *Personality and Individual Differences* 14, 1 (Jan. 1993), 35–40. doi:10.1016/0191-8869(93)90172-y
 - [42] Sebastian Wallat, Nils Albartus, Steffen Becker, Max Hoffmann, Maik Ender, Marc Fyrbiak, Adrian Drees, Sebastian Maaßen, and Christof Paar. 2019. Highway to HAL: Open-sourcing the First Extendable Gate-level Netlist Reverse Engineering Framework. In *Proceedings of the 16th ACM International Conference on Computing Frontiers* (Alghero, Italy). ACM, New York, NY, USA, 392–397. doi:10.1145/3310273.3323419
 - [43] Sebastian Wallat, Marc Fyrbiak, Moritz Schlögel, and Christof Paar. 2017. A Look at the Dark Side of Hardware Reverse Engineering — A Case Study. In *2017 IEEE 2nd International Verification and Security Workshop (IVSW)* (Thessaloniki, Greece). IEEE, New York, NY, USA, 95–100. doi:10.1109/IVSW.2017.8031551
 - [44] Bryan J Wang, Lap Wai Chow, James P Baukus, and Ronald P Cocchi. 2020. Method and apparatus for camouflaging an integrated circuit using virtual camouflage cells. US Patent 10,817,638.
 - [45] Lawrence G. Weiss, Donald H. Saklofske, Diane L. Coalson, and Susan Engi Raiford. 2010. Theoretical, Empirical and Clinical Foundations of the WAIS-IV Index Scores. In *WAIS-IV Clinical Use and Interpretation*. Academic Press, San Diego, CA, USA, 61–94. doi:10.1016/B978-0-12-375035-8.10003-5
 - [46] B. L. Welch. 1951. On the Comparison of Several Mean Values: An Alternative Approach. *Biometrika* 38, 3/4 (Dec. 1951), 330. doi:10.2307/2332579
 - [47] Carina Wiesen, Nils Albartus, Steffen Becker, Sebastian Wallat, Marc Fyrbiak, Nikol Rummel, and Christof Paar. 2019. Towards Cognitive Obfuscation: Impeding Hardware Reverse Engineering based on Psychological Insights. In *Proceedings of the 24th Asia and South Pacific Design Automation Conference* (Tokyo, Japan). ACM, New York, NY, USA, 104–111. doi:10.1145/3287624.3288741
 - [48] Carina Wiesen, Steffen Becker, Nils Albartus, Christof Paar, and Nikol Rummel. 2019. Promoting the Acquisition of Hardware Reverse Engineering Skills. In *2019 IEEE Frontiers in Education Conference (FIE)* (Cincinnati, OH, USA). IEEE, New York, NY, USA, 1–9. doi:10.1109/FIE43999.2019.9028668
 - [49] Carina Wiesen, Steffen Becker, Marc Fyrbiak, Nils Albartus, Malte Elson, Nikol Rummel, and Christof Paar. 2018. Teaching Hardware Reverse Engineering: Educational Guidelines and Practical Insights. In *2018 IEEE International Conference on Teaching, Assessment, and Learning for Engineering (TALE)* (Wollongong, Australia). IEEE, New York, NY, USA, 438–445. doi:10.1109/TALE.2018.8615270
 - [50] Carina Wiesen, Steffen Becker, René Walendy, Christof Paar, and Nikol Rummel. 2023. The Anatomy of Hardware Reverse Engineering: An Exploration of Human Factors During Problem Solving. *ACM Trans. Comput.-Hum. Interact.* 30, 4, Article 62 (sep 2023), 44 pages. doi:10.1145/3577198

A REVERSIM SOFTWARE AND STUDY MATERIALS

Digital artifacts such as the REVERSIM source code, binaries, and setup documentation are accessible at <https://github.com/emsec/reversim> under an open-source license, including the study settings introduced in Section 4.1 and Section 5.1. Additionally, we provide the complete questionnaires and interview guide used in both studies at <https://osf.io/vcuyg/>.

B DETAILED CODEBOOK

The final codebook used to annotate the content of each interview is presented below. The codebook is divided into three parts that reflect the three question blocks defined in the interview guide. In the following sections we present the *categories* and *open codes* for each part, and provide a short description for each code. Part 3 was not further divided into categories and instead contains open codes at the top level.

B.1 Part 1: General Impression

Positive Feedback.

- **Fun to participate:** Participant stated that taking part in REVERSIM was fun.
- **Obfuscation particularly interesting:** Participant noted that the obfuscated tasks were interesting to solve.

- **Annotation tools helpful:** Participant mentioned that it was helpful to use the drawing tools to solve the tasks.
- **Didactically well-structured:** Participant said that the interactive tutorial was didactically well-structured.
- **Intuitive design:** Participant stated that they felt well guided through the environment.

Constructive Criticism.

- **Provide additional support:** Participant would like to have more support in solving the tasks, especially for non-expert participants.
- **Redesign obfuscated tasks:** Participant suggested redesigning obfuscated tasks as the obfuscated element was not in the critical analysis path and could be ignored.
- **Comparable strategies for analyzing obfuscated and unobfuscated tasks:** In order to solve the obfuscated tasks, the participant did not change their strategy they applied for solving the unobfuscated tasks.
- **Varying difficulties of interactive tutorial and main tasks:** Participant stated that the difference in complexity between the interactive tutorial and the main tasks was substantial.

B.2 Part 2: Comparing REVERSIM with Reality

Elements Recognized from Real-World Netlist Reverse Engineering.

- **Found similar obfuscation schemes in real netlists:** Participant identified obfuscation principles (e. g., covert gates) in the environment that they knew from real netlists.
- **Switches:** Participant recognized switches in the tasks as (global) inputs from real netlists.
- **Wires:** Participant stated that the electrical connections in a netlist are comparable to the wires depicted in the tasks.
- **Outputs:** Participant said that the outputs of the circuits in the tasks (i. e., lamp, danger sign) are comparable to the concept of (global) outputs in real netlists.
- **Logic zero and one:** Participant considers the concept of binary values in tasks comparable to that in real (digital) netlists.
- **Basic combinational gates:** Participants identified basic combinational gates (i. e., AND, OR, NOT) that they also find in real netlists.

Real-World Elements Missing in REVERSIM.

- **Specific basic elements missing:** Participant said that specific basic elements (e. g., NAND, NOR, XOR) were not included in the environment but do occur in real netlist analysis.
- **Overall complexity of circuits too low:** Participant stated that overall complexity of the tasks in REVERSIM is too low in comparison to real HRE.
- **No sequential logic:** Participant mentioned that in real-world netlist analysis, they also analyze sequential logic that was not part of the tasks.
- **Obfuscated gates never seen in reality:** Participant noted that they have never seen obfuscated gates in real netlists.

Real-World Approaches Covered by REVERSIM.

- **Analysis of modules:** Participants recognized parallels between the analysis of REVERSIM's tasks and the analysis of (sub)modules in real netlists.
- **Annotation, pen and paper:** Participant stated that they used the drawing tools to make annotations and recognized parallels to the annotation process in real netlists.
- **Output-driven approach, back justification:** Participant stated that they solved the tasks by focusing on the outputs and said that this approach is also common in real HREs.
- **Hypothesis-driven approach:** Participant formulated a hypothesis about an element or an input-output behavior and started to analyze the circuit based on this hypothesis. Furthermore, the participant said that this approach is comparable to real HRE.
- **Simulation:** Participant said that they simulated specific outputs of the circuit (e. g., with the drawing tools) which is comparable to key processes of simulation in real netlists.
- **"I saw the solution":** Participant said that they just saw the correct solution for a task what may also occur in real netlists with low complexities.

Real-World Approaches Missing in REVERSIM.

- **No semi-automated tools:** Participant said that the usage of semi-automated tools is a common practice in HRE but missing in the environment.
- **No (automated) dynamic analysis:** Participant mentioned that dynamic analysis (i. e., simulation, which, in this context, refers to the visualization of current flow in a netlist) is commonly used in netlist analysis, but was not mapped in REVERSIM.
- **No modularization of netlists:** Participant noted that modularization of netlist elements is a common practice in real HRE but was not included in the environment.
- **Specific solution approaches missing:** Participant stated that a few specific solution approaches they usually apply in HRE (e. g., input-driven approach, trial and error, brute-force) were not part of the environment.

Evaluation of Interaction Mechanics.

- **Rules force you to think:** Participant said that the interaction mechanics and rules forced them to think and to apply specific strategies.
- **Brute-force approach effectively prevented:** Participant stated that the interaction mechanics successfully prevented brute-force approaches, as brute-force is inefficient in real netlists.
- **Rules feel natural:** Participant mentioned that the interaction mechanics forced them to apply strategies and procedures that they would also apply when analyzing real netlist, and therefore they did not feel unnatural in the HREs context.

B.3 Part 3: Future Research & Additional Features

- **Add further combinational gates:** Participant suggested adding further combinational elements such as NAND or XOR in future studies with the environment.
- **Add sequential logic:** Participant suggested adding sequential logic such as flip-flops in future studies with the environment.
- **Add high-level components:** Participant suggested adding high-level components such as adders in future studies with the environment.
- **Add waveforms:** Participant suggested adding waveforms in future studies with the environment.
- **Additional objectives for tasks:** Participant suggested adding objectives to the tasks, e. g., to determine gate functionality based on a presented circuit.

C DESCRIPTION OF THE INTERVIEW STUDY SAMPLE

Table 1: Demographic data and information on the technical and HRE expertise of the 14 interviewees.

ID	Age group	Highest degree	Employer sector	Years in HRE	Weekly hours for tasks		Systems analyzed	Experience self-rating		
					HRE	other technical		general	theor.	practical
1	18-29	Master	ECON	2	10-20	20-30	0-3	4	4.1	4.36
2	18-29	Bachelor	–	3	–	40	4-6	4	3.8	3.45
3	18-29	Master	–	4	20-30	10-20	7-10	5	4.7	4.64
4	30-39	PhD	IC	7	5-10	40	51-100	4	4.7	4.64
5	18-29	Master	–	5	20-30	10-20	11-25	4	4.1	4.09
6	18-29	Master	IC	4	10-20	10-20	7-10	3	3.3	3.00
7	40-49	PhD	IC	7	10-20	30-40	51-100	5	4.7	4.45
8	30-39	Master	IC	4	20-30	20-30	0-3	4	3.6	2.55
9	30-39	PhD	PUB	7	20-30	20-30	7-10	5	4.1	3.55
10	30-39	Master	IC	5	20-30	30-40	4-6	5	4.1	4.18
11	18-29	Bachelor	–	2	–	5-10	4-6	3	3.8	3.91
12	30-39	Master	MANU	4	–	5-10	4-6	3	2.9	2.00
13	18-29	Master	ECON	4	30-40	5-10	11-25	4	3.7	3.73
14	18-29	Master	CS	3	20-30	10-20	4-6	4	3.0	3.91

CS Computer security
 IC Information and communication
 ECON Scientific/technical services, other economic services
 MANU Manufacturing/production of goods, other industry
 PUB Public administration, defense, education, health care and social services

D ITEMS OF THEORETICAL-KNOWLEDGE SCALE AND PRACTICAL-SKILL SCALE FROM THE INTERVIEW STUDY

Table 2: Self-rating items for the interview study participants on a scale ranging from 1 (very low) to 5 (very high)

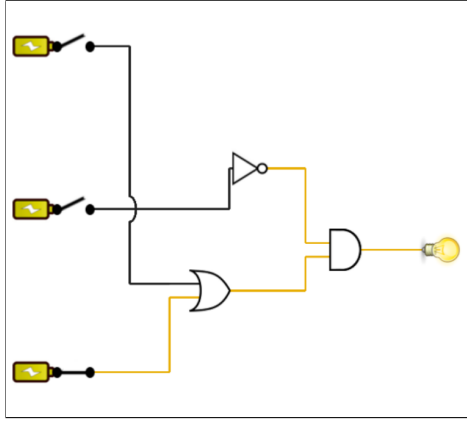
(a) Subitems of the theoretical-knowledge scale.				(b) Subitems of the practical-skill scale.			
Items	<i>M</i>	<i>SD</i>	<i>N</i>	Items	<i>M</i>	<i>SD</i>	<i>N</i>
Boolean Algebra	4.29	0.72	14	Netlist Extraction from ICs	3.86	1.23	14
Integrated Circuits (IC)	3.86	0.77	14	Netlist Extraction from FPGAs	3.14	1.46	14
FPGAs	3.86	1.02	14	Usage of HRE Tools	4.00	1.10	14
Hardware Design	3.57	0.85	14	Reverse Engineering of Netlists	4.21	1.05	14
Processes and Methods of Netlist Ex- traction from ICs	4.50	0.85	14	Detection of Finite State Machines (FSMs)	3.43	1.22	14
Processes and Methods of Netlist Ex- traction from FPGAs	3.50	1.45	14	Detection of Specific combinational Blocks	3.64	1.27	14
Methods of Netlist Analysis	4.07	0.91	14	Analysis of Data Flow	3.86	1.23	14
Intellectual Property Protection	3.79	0.97	14	Netlist Simulation	3.79	1.25	14
Hardware Obfuscation	3.86	0.77	14	Object-Oriented Programming	4.07	0.91	14
Hardware Trojans	3.71	1.20	14	Procedural Programming	3.64	1.08	14
				Hardware Description Languages	3.57	1.08	14

E TASK PARAMETERS OF THE USER STUDY

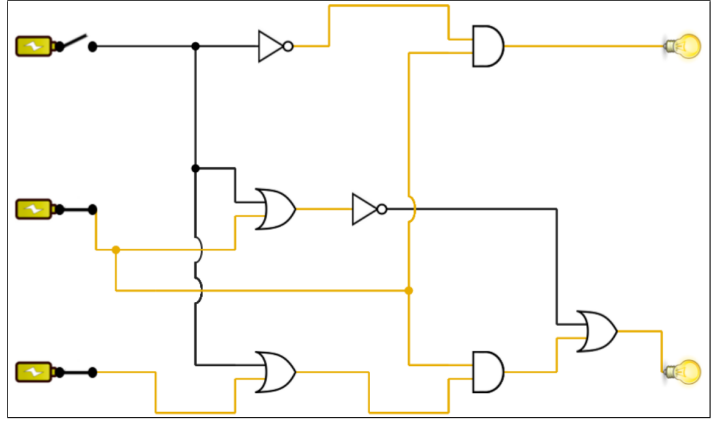
Table 3: Parameters for the four qualification tasks and the 12 tasks of the four complexity groups. The binary strings in the Target Outputs column describe the output types: A ‘1’ stands for a lamp and a ‘0’ stands for a danger sign, for example the string ‘101’ stands for the three outputs lamp, danger sign, lamp (see Figure 14c). Likewise, the binary strings in the Solutions column indicate the switch positions for the correct solution(s), from top to bottom. A ‘1’ stands for a closed switch and a ‘0’ stands for an open switch, for example the string ‘010’ stands for the three switch positions open, closed, open (see Figure 14c). In our study, participants could choose to skip a task after four unsuccessful attempts or after 3 minutes (Group A), 10 minutes (Group B), 12 minutes (Group C), or 15 minutes (Group D). These times were determined through our piloting.

Task ID	Gates					Target Outputs	# Outputs	Solutions
	AND	OR	Inverters	Camouflaged	Total			
Qualification								
1	2	0	0	0	2	1	1	111
2	1	1	1	0	3	1	1	010
3	0	2	2	0	4	0	1	110
4	1	2	0	0	3	0	1	000, 100
Low (Group A)								
1	1	1	1	0	3	1	1	001, 100, 101
2	1	1	1	0	3	1	1	000, 100, 010
Medium (Group B)								
1	3	3	3	0	9	00	2	000
2	1	4	4	0	9	00	2	101
3	2	3	2	0	7	11	2	011
4	3	3	2	0	8	10	2	110
High (Group C)								
1	3	5	4	0	12	001	3	011
2	2	5	5	0	12	100	3	100
3	7	3	8	0	18	100	3	110
4	7	3	6	0	16	011	3	100
Camouflaged Medium (Group D)								
1	2	3	2	1	8	01	2	111
2	2	3	2	1	8	01	2	010

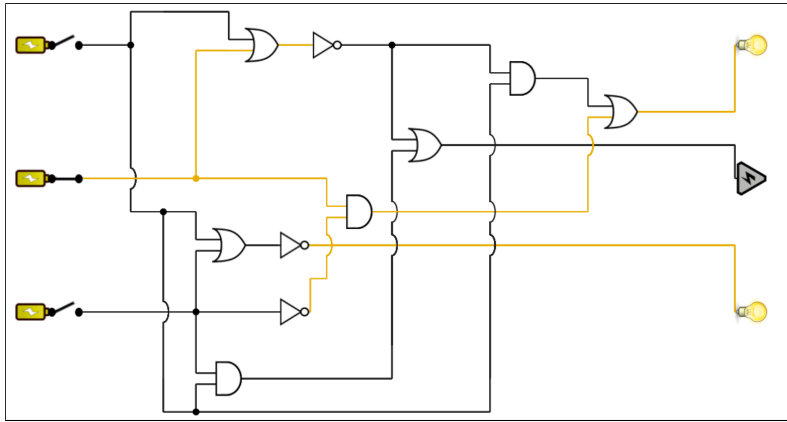
F EXAMPLE TASKS FOR EACH COMPLEXITY TYPE



(a) A low-complexity task features a single output and between 2 and 5 gates. All low-complexity tasks have three correct solutions.



(b) A medium-complexity task features two outputs and between 7 and 11 gates. There is only one correct solution.



(c) A high-complexity task features three outputs and between 10 and 18 gates. There is only one correct solution.

Figure 14: Tasks of increasing complexity differ in the size of the circuit and the number of outputs. All tasks feature exactly three inputs and can contain light bulbs and danger signs as outputs. The three examples each show a correct solution. Current-carrying wires are highlighted in yellow, as they would be after the participants submitted a correct solution. The colors have been optimized for printing; see Figure 4 for an example of the screen representation.

G ITEMS OF PRIOR-KNOWLEDGE SCALE FROM THE USER STUDY

Table 4: Subitems of the domain-specific prior-knowledge scale calculated for the user study participants ranging from 0 (none) to 5 (very high).

Items	M	SD	N
Transfer: Propositional Logic	0.91	1.28	99
Transfer: Boolean Algebra	1.17	1.5	99
Transfer: Argumentation Logic	0.79	1.13	99
Transfer: Set Algebra	1.19	1.41	99
Transfer: Switching Algebra	0.9	1.3	99
General: Digital Electronics	1.52	1.54	99
General: Algorithms	1.74	1.49	99
General: IT Systems	1.96	1.57	99
General: Flowcharts	2.33	1.39	99
Concrete: Logic Gates	1.08	1.45	99
Concrete: Digital Circuits	0.89	1.24	99
Expert: Object-oriented Programming Languages	1.16	1.55	99
Expert: Procedural Programming Languages	1.14	1.44	99
Expert: Hardware Description Languages	0.7	1.11	99
Expert: Software Reverse Engineering	0.7	1.22	99
Expert: Hardware Reverse Engineering	0.38	0.91	99

H USER STUDY WITH INTERMEDIATES

To identify similarities and differences in the performance of novices and intermediates when solving HRE tasks in REVERSIM, we repeated our user study with a sample of participants with intermediate knowledge of HRE. For this study, we followed the same procedure as for the previously introduced user study. Hence, we forego an elaborate description of the procedure here and instead refer the reader to Section 5 for details.

H.1 Participants

We recruited a total of 62 participants from attendees of a specialized workshop on HRE from both industry and academia, as well as cybersecurity students with an interest in HRE, following the same eligibility criteria as for the main study. We had to exclude one participant due to technical issues, and 14 dropped out, resulting in a sample of $n = 47$ participants. Participants in this study spent a median of 53 minutes completing the study. They did not receive compensation.

Of our final sample, 36 participants identified themselves as male, nine as female, and two preferred not to disclose. Participants were between 18 and 52 years old, with a mean age of $M = 27$ ($SD = 7.3$). 27 participants had a university degree, 15 had a high school degree or equivalent, and one participant preferred not to disclose.

H.2 Results

H.2.1 Participants' Prior Knowledge & Experience. Our 61 participants self-rated their prior knowledge with a mean of $M = 2.67$ ($SD = 0.83$), corresponding to between “low” and “medium”. 54 participants reported practical experience in computing and 34 reported practical experience with microchips.

H.2.2 Participant Engagement & Performance. Of our 61 participants, 47 – or 77% – completed the study and 14 dropped out. Figure 17 shows that the majority of dropouts, nine, occurred during the experiment phase, while four participants dropped out in the number-connection test and one during the qualification phase. From the 14 dropouts, 13 participants had a background in computing, and ten had experience with microchips.

In the following, we consider the 47 participants completing the study, four of whom reached the time limit and missed a median of 2.5 tasks. Participants solved a mean of $M = 11.4$ tasks with any number of attempts, and a mean of $M = 8.8$ tasks on first attempt. Overall, find that 89% of participants only took a single attempt to qualify. Figure 15 shows that the two participants who required more than three qualification attempts solved one and three tasks on first attempt, respectively, while the 45 participants qualifying with three or fewer attempts solved a mean of nine tasks – an even more pronounced difference than what was observed in the main study.

H.2.3 Participants' Feedback. As for the main study, none of the 47 non-dropout participants reported accessibility issues when using REVERSIM. Participants agree or fully agree ($M = 4.51$, $SD = 0.59$) that they enjoyed engaging with REVERSIM, and agree that they understood the interaction mechanics ($M = 4.70$, $SD = 0.57$). They were undecided whether the scoring was motivating ($M = 3.85$, $SD = 0.88$). We observed bimodality in participants' opinion

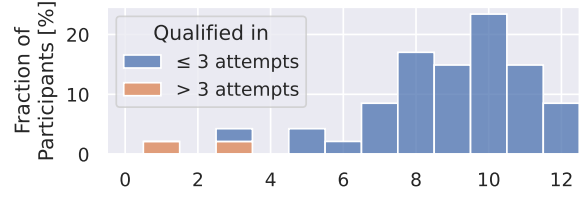


Figure 15: Number of HRE tasks solved on the first attempt by fraction of participants, broken down into those requiring a maximum of three attempts to qualify and those requiring more than three attempts.

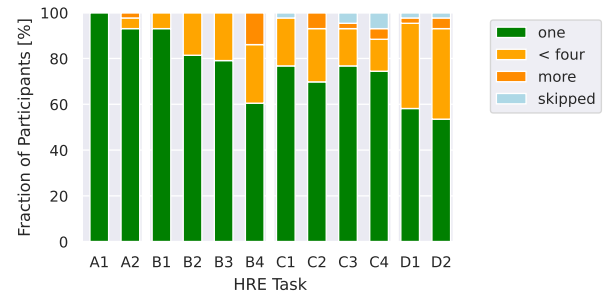


Figure 16: Fractions of participants who solved each task by the number of solution attempts.

on the opportunity to repeat the tutorial with a major mode of 3 (“neither nor”) and a minor mode of 5 (“fully agree”), independently of whether participants did repeat the tutorial. Participants fully agreed, however, that the tutorial was easy to understand ($M = 4.87$, $SD = 0.34$). A total of 44 participants indicated having used the drawing tools, fully agreeing that they are useful ($M = 4.84$, $SD = 0.37$).

H.2.4 Per-Task Performance. To ensure comparability across tasks, we restrict our analysis to the 43 participants who did not reach the 75-minute time limit. Figure 16 shows the fractions of participants who solved each task, broken down by the number of attempts. If we ignore the number of attempts, then both Group A and Group B tasks were solved by 100% of the participants, Group C tasks by 93% to 100%, and Group D tasks by 97%. If we only consider successful solutions in the first attempt, then the solution probabilities for Group A tasks are 93% to 100%, for Group B tasks 60% to 93%, for Group C tasks 70% to 77% and for Group D tasks 53% to 58%.

Figure 18 shows the distribution of times to correct solutions for each HRE task. Median times were 12 to 13 seconds for Group A tasks, 52 to 113 seconds for Group B tasks, 101 to 170 seconds for Group C tasks, and 90 to 109 seconds for Group D tasks.

H.2.5 Number-Connection Test Results. 57 participants completed all four matrices of the number-connection test. Those participants solved Matrix 1 in a mean time of $M = 57$ seconds (range: 35 to 100), the second in $M = 57$ seconds (range: 39 to 95), the third in

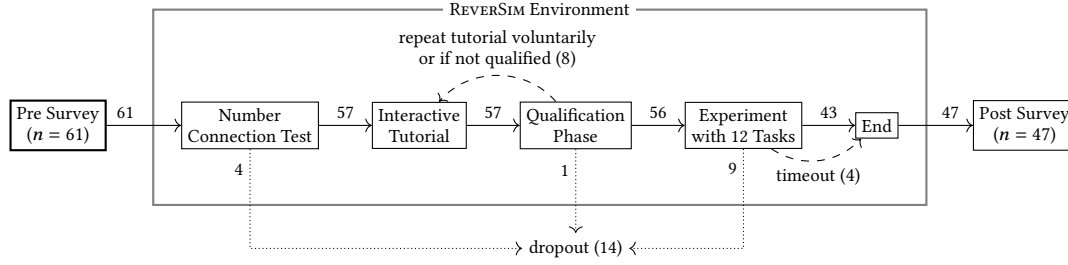


Figure 17: Overview of the flow of our user study with intermediates. Excluding one invalid dataset, 61 participants started the study. Eight revisited the tutorial at least once. 14 participants dropped out during the different phases of the study, particularly during the experiment phase, resulting in a total of 47 valid and complete datasets. Four participants did not finish within the 75-minute time limit before proceeding to the post survey.

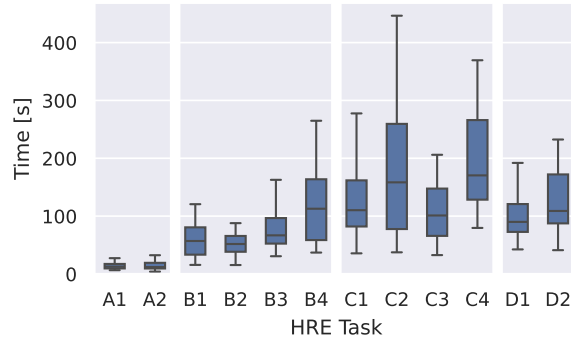


Figure 18: Time required by the participants to solve each HRE task. Only the times of participants who solved each individual task correctly were included, i. e., sample size varies between 43 participants for Task A1 and 40 participants for Task C3.

$M = 57$ seconds (range: 33 to 97), and Matrix 4 in $M = 66$ seconds (range: 36 to 262). All distributions show a small positive skew.

A Welch's ANOVA [46] ($F = 1.41, df = 3, p = .24$) did not reveal a significant difference in means between all matrices. Using matrices 1-4, the mean processing speed subcomponent of our participants' IQs is about 116, which is about one standard deviation above average (i. e., 100).

H.2.6 Correlation between Cognitive Processing Speed and HRE Task Performance. Processing speed and the total number of HRE tasks solved by each participant, visualized in Figure 19, are moderately correlated as indicated using Spearman's rank correlation ($\rho = -0.28$) and Kendall's τ ($\tau = -0.23$). A Pearson correlation between processing speed and *Time in Task B2* for participants solving the task on first attempt revealed a moderate positive correlation ($r = .62$), visualized in Figure 20. A similar Pearson correlation for processing speed and *Time in Task B2* regardless of the number of attempts also showed a moderate positive correlation ($r = .42$).

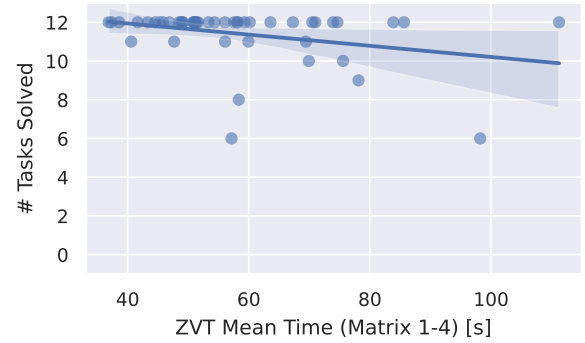


Figure 19: Mean time spent on the four matrices of the number-connection test (x-axis) and the number of tasks solved with any number of attempts (y-axis). We show the regression line to provide an intuition of the overall trend.

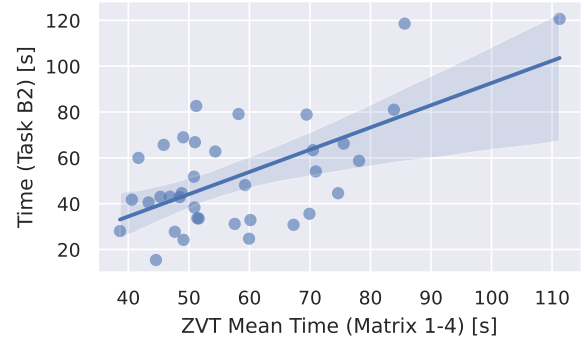


Figure 20: Mean time spent on the four matrices of the number-connection test (x-axis) and *Time in Task B2*, limited to those participants solving the task on first attempt (y-axis). We show the regression line to provide an intuition of the overall trend.