

From Capture to Display: A Survey on Volumetric Video

YILI JIN, McGill University, Canada

KAIYUAN HU, The Chinese University of Hong Kong, Shenzhen, China

JUNHUA LIU, The Chinese University of Hong Kong, Shenzhen, China

FANGXIN WANG, The Chinese University of Hong Kong, Shenzhen, China

XUE LIU, McGill University, Canada

Volumetric video, which offers immersive viewing experiences, is gaining increasing prominence. With its six degrees of freedom, it provides viewers with greater immersion and interactivity compared to traditional videos. Despite their potential, volumetric video services poses significant challenges. This survey conducts a comprehensive review of the existing literature on volumetric video. We firstly provide a general framework of volumetric video services, followed by a discussion on prerequisites for volumetric video, encompassing representations, open datasets, and quality assessment metrics. Then we delve into the current methodologies for each stage of the volumetric video service pipeline, detailing capturing, compression, transmission, rendering, and display techniques. Lastly, we explore various applications enabled by this pioneering technology and we present an array of research challenges and opportunities in the domain of volumetric video services. This survey aspires to provide a holistic understanding of this burgeoning field and shed light on potential future research trajectories, aiming to bring the vision of volumetric video to fruition.

CCS Concepts: • **General and reference** → Surveys and overviews; • **Information systems** → Multimedia streaming; • **Human-centered computing** → User studies; Virtual reality; • **Computing methodologies** → Image and video acquisition; Virtual reality.

ACM Reference Format:

Yili Jin, Kaiyuan Hu, Junhua Liu, Fangxin Wang, and Xue Liu. 2023. From Capture to Display: A Survey on Volumetric Video. In . ACM, New York, NY, USA, 35 pages. <https://doi.org/XXXXXXXX.XXXXXXX>

1 INTRODUCTION

In recent years, the landscape of multimedia services over the Internet has undergone significant transformations. Starting from traditional flat videos, it has progressed to panoramic videos (360-degree videos) and now to volumetric videos. Anticipated to reach a business value of 22.5 billion USD by 2024 [90], volumetric videos have captured the attention of both researchers and industry players alike.

The concept of volumetric video stems from holograms and 3D virtual environments often portrayed in popular science fiction, such as Star Wars [95] and Blade Runner [137]. These imaginative stories have fueled the desire to replicate reality with incredible detail, transcending the limitations of flat screens. Advancements in computer graphics and information processing have played a crucial role in the evolution from two-dimensional video to three-dimensional volumetric video. Despite over a decade of rapid development, volumetric video technology is still in its infancy, holding immense potential for growth and innovation. Volumetric videos stand apart from traditional videos due to their ability to deliver an unparalleled experience of spatialized immersion and

Permission to make digital or hard copies of all or part of this work for personal or classroom use is granted without fee provided that copies are not made or distributed for profit or commercial advantage and that copies bear this notice and the full citation on the first page. Copyrights for components of this work owned by others than ACM must be honored. Abstracting with credit is permitted. To copy otherwise, or republish, to post on servers or to redistribute to lists, requires prior specific permission and/or a fee. Request permissions from permissions@acm.org.

XX, XX, XX

© 2023 Association for Computing Machinery.

ACM ISBN 978-1-4503-XXXX-X/18/06...\$15.00

<https://doi.org/XXXXXXXX.XXXXXXX>

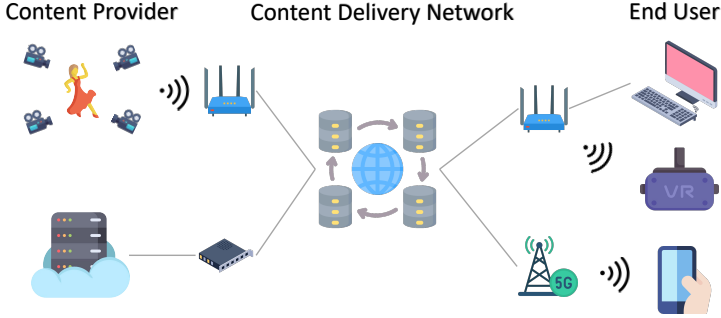


Fig. 1. Overview of volumetric video delivery systems.

six degrees-of-freedom (DoF) interactivity. This includes three dimensions of watching position (X, Y, Z) and three dimensions of watching orientation ($yaw, pitch, roll$).

We provide an overview of volumetric video delivery systems. Fig. 1 illustrates the high-level architecture of such systems. Volumetric videos can be acquired by cameras or saved video files on cloud servers. These videos are then transmitted through the internet using various access networks, including Ethernet [144], WiFi [194], or cellular networks [13]. Once the volumetric videos are transmitted, they can be displayed on various devices, including desktops, mobile devices, and Head-Mounted Displays (HMDs). HMDs, including Apple Vision Pro [64], HTC VIVE [26], and Sony PlayStation VR [91], offer a more immersive experience for users. By using HMDs, users can immerse themselves in a photorealistic virtual world, freely navigating video content from any position and viewing angle. Volumetric video will revolutionize the way we consume and experience video content. It allows us to feel like we are truly present in the environment, providing a much more engaging and captivating experience for viewers.

Volumetric video services and their underlying technologies have a huge potential in revolutionizing multimedia applications for the future. However, there is still a gap in the existing literature when it comes to providing a comprehensive overview of the current state of volumetric video services, including their architecture, opportunities, and challenges. This survey paper aims to fill this gap by offering a detailed understanding of the entire process of volumetric video services, from capture to display, and presenting the latest research on volumetric video services. Furthermore, we discuss the open challenges and opportunities faced by volumetric videos from various angles, providing valuable insights into future research directions. As an emerging field, the terminology used in volumetric video studies is inconsistent. Table 1 defines some of the terms used and their synonyms, if any. To ensure accuracy, when presenting research works in the rest of this article, we may modify the terminology used by those works in the literature.

1.1 Related Surveys

This article concentrates on the burgeoning field of volumetric video service, a topic that, to the best of our knowledge, has not been thoroughly surveyed in the existing literature. The most relevant works are a tutorial by Hooft et al. [159] and a chapter by Eisert et al. [41]. The former offers an introduction to the creation, streaming, and evaluation of immersive videos. In contrast to our study, the authors cover a broader range of immersive video formats, including 360° video. They outline the technological progression from traditional video to 3DoF (Degree-of-Freedom) video, and eventually to 6DoF video, comparing the various video formats along the way. For readers interested in a wider scope of immersive video, we recommend referring to their work. Eisert et al. [41] concentrate on the topic of virtual humans, beginning with an overview of current

Table 1. Terms and synonyms related to volumetric video.

Term	Definition	Synonym
Volumetric video	Volumetric video captures objects and environments in full 3D. It can be viewed with 6 DoF.	3D video
360° video [42]	360° video captures lights from all directions to a camera. It can be viewed with 3 DoF.	Panoramic video; Omnidirectional video
Virtual reality (VR) [39, 138]	VR is a simulated experience that gives the user an immersive feel of a virtual world.	
Mixed reality (MR) [124, 146]	MR combines virtual objects with the real environment in which users are currently situated.	Extended Reality (XR)
Metaverse [164]	Metaverse is a new internet paradigm creating a virtual shared space for immersive social interaction, entertainment, work, and commerce.	
Degrees of freedom (DoF)	DoF describe ways an object can move in 3D space. There are six DoF: three rotational and three translational movements along the x, y, and z axes.	
Head-mounted display (HMD)	HMD is a display device, worn on the head, for an immersive viewing experience.	VR headset
Viewport	A portion of videos that are visible to a volumetric or 360° video viewer.	Field of View (FoV), Region of Interest (RoI)

methods for capturing 3D human models, including image pre-processing and 3D mesh processing. They then discuss techniques for animating the body and face of virtual humans to enable them to respond to user behavior. Finally, the authors address the topic of streaming captured virtual humans. For readers interested in a finer scope of virtual humans, we recommend referring to their work.

Fan et al. [42] present a comprehensive survey on 360° video streaming. It includes video and viewer datasets for simulations, and detailed discussions of optimization tools. Although volumetric video has a completely different representation from 360° video, it serves as a precursor to volumetric video. Many concepts in volumetric video systems are inspired by 360° video, such as the tile-based viewport adaptive streaming framework. For those interested in learning more about 360° video streaming, Fan et al. [42] can provide valuable insights, which may also facilitate a better understanding of volumetric video approaches.

Volumetric video has the potential to be employed in immersive computing applications. Apostolopoulos et al. [11] and Han [53] explore immersive computing from the perspectives of communication systems and mobile systems, respectively. Moreover, volumetric video can be applied to VR, MR, and Metaverse applications. In VR, entire 3D scenes are created using computer graphics, while MR combines synthesized content with real environments. The Metaverse, an emerging paradigm for the next-generation Internet, aims to establish a fully immersive and self-sustaining virtual shared space. Readers interested in those applications can refer to the respective sources: VR [39, 138], MR [124, 146], and Metaverse [164].

1.2 Organization

Fig. 2 provides a comprehensive overview of our survey’s structure, which is organized into five primary categories: System Framework, Prerequisites, Pipeline, Applications, and Opportunities.

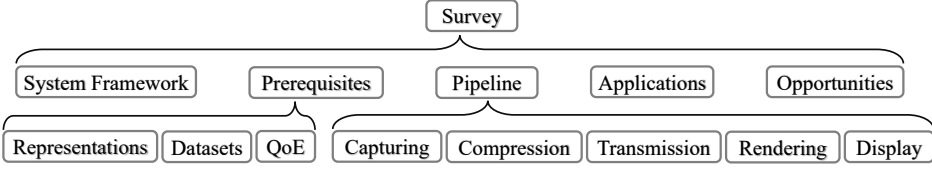


Fig. 2. Organization of this survey.

- *System Framework (Section 2)*: This section introduces a general framework for volumetric video service, detailing its core components and their interactions.
- *Prerequisites (Section 3)*: To lay the foundation for understanding volumetric video systems, this section outlines essential prerequisites. These include various 3D representations, relevant open datasets, and quality assessments.
- *Pipeline (Section 4)*: This section delves into the end-to-end pipeline of volumetric video services, examining related works in each stage. The stages covered include Capturing, Compression, Transmission, Rendering, and Display, offering a thorough discussion of the processes involved.
- *Applications (Section 5)*: This section explores emerging applications of volumetric videos, emphasizing their growing impact across various domains. This section highlights the potential of volumetric videos in revolutionizing these fields.
- *Opportunities (Section 6)*: This section discusses the various research challenges and opportunities in the field of volumetric video services.

2 SYSTEM FRAMEWORK

This section presents a general framework for volumetric video service, as shown in Fig. 3. The individual components and their respective functions are described as follows:

- *Video Capturer*: This component captures volumetric videos using a variety of input data, such as RGB data, depth data, and LiDAR data.
- *Video Encoder*: This component encodes the captured volumetric videos. It may also support tiling for partial streaming and rendering, which can help reduce bandwidth consumption. The algorithm employed varies depending on the 3D representations used.
- *Streaming Preprocessor*: This component divides the encoded video temporally into chunks for streaming and spatially into tiles for partial streaming. It also processes videos into different quality levels for adaptive bitrate streaming.
- *Video Sender*: This component is responsible for transmitting the requested content from the server to the user.
- *Video Requester*: This component generates requests for video segments with varying bitrates, timestamps, or locations. This component is typically the core decision-maker for optimizing the streaming system.
- *Video Decoder*: This component decodes the received videos, which is the opposite of encoder.
- *Video Renderer*: This component converts 3D content into 2D for display, based on the user's viewport.
- *Viewport Extractor*: This component receives viewport information and predicts future viewport trajectory. This information assists the Video Requester in making decisions and enables the Video Renderer to accurately render the 3D content.

Generally, we should first prepare the videos. The video sources can be various; in most cases, it would be captured by cameras via a Video Capturer. The videos may also be designed by artists using software including Unity [153] and Unreal [65]. They may also be generated by AI [78]. It

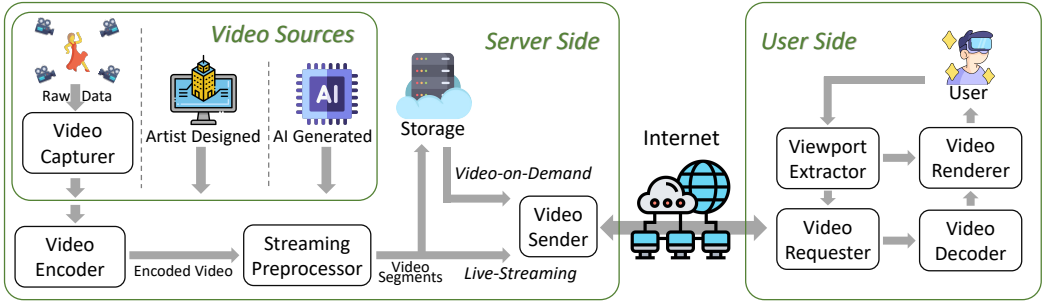


Fig. 3. A general framework for volumetric video service.

should be noted that these approaches can be hybrid; for example, artists can fine-tune captured videos to improve them, and AI could generate new content in captured or artist-designed videos.

On the server-side, after obtaining a video, we encode the volumetric videos via a Video Encoder module. The algorithm used varies depending on the 3D representations. We then preprocess the encoded videos to prepare for streaming. First, the video is split temporally into chunks so that it can be transmitted. Second, the video is split spatially into tiles so that it can be transmitted partially to save bandwidth. It also processes videos into different quality levels for adaptive bitrate streaming. After preprocessing, we have many video segments that can be streamed. There are two main streaming paradigms: live streaming [30] and video-on-demand [154]. For live streaming, the segments can be transmitted directly. For video-on-demand, the segments are first stored on a server. Then, a Video Sender module packs those segments into network packets and sends them to the user on request.

On the user-side, a Video Requester module generates requests for video segments with varying bitrates, timestamps, or locations. This component typically determines how to optimize the streaming system. After receiving the video segments, a Video Decoder module decodes them. The decoded 3D content is then converted into 2D for display based on the user’s viewport. A Viewport Extractor module receives viewport information and predicts future viewport data. This information helps the Video Requester make decisions and enables the Video Renderer to accurately render the 3D content.





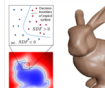

3 PREREQUISITES

This section outlines essential prerequisites for volumetric video services, which include 3D representations, relevant open datasets, and quality assessment issues.

3.1 Representation

Over the course of several decades, traditional video has reached a relatively mature form of representation. However, its counterpart, 3D volumetric video is still in its early stages, with a plethora of representation formats. Depending on the type of volumetric representation that is transmitted and rendered, a range of streaming strategies and techniques are developed. These representations can be categorized into explicit and implicit representations from the perspective of expression technology. Explicit representations have a specific format for each element, while implicit representations often use neural networks to represent contents implicitly. Most existing works mainly focus on utilizing explicit representations such as 3D mesh and point cloud. These are generally preferred due to their ease of implementation and optimization. The prevalent

Table 2. Comparisons and examples of different representations.

Representation	Size	Visual Quality	Computing Resource	Editability	Example
Point Cloud [50, 131]	Large	Low	Low	Easy	
Mesh [15, 111]	Medium	Medium	Medium	Medium	
Voxel [4, 175]	Medium	Low	Low	Easy	
Plenoptic Point Cloud [17, 133]	Huge	High	High	Medium	
Implicit surfaces [12, 16]	Medium	Medium	Medium	Hard	
Neural Radiance Fields [103, 171]	Medium	Very high	Very high	Hard	

representation formats used in volumetric videos are summarized below. Table 2 shows comparisons and examples of different representations.

- Point cloud (PtCl):** This format employs a large group of individual data points in space to represent a 3D object. Each point contains spatial coordinates and additional attributes (e.g., RGB color). PtCl is the raw form collected from LiDAR and RGB-D cameras. It is relatively simple and flexible to handle on client devices, allowing easy manipulation and enabling live streaming. PtCls can accurately capture the geometry and shape of objects as they directly represent the surface points. However, because of the discrete nature of the PtCl, it requires a huge bandwidth, and its defects in detail expression and limited resolution hinder its ability to achieve a photorealistic perspective.
- Mesh:** A polygon mesh consists of vertices, edges, and faces that define the shape of a polyhedral object. The 3D mesh format is a collection of meshes that represent the spatial surface, color, and texture of the object. Compared with PtCl, the mesh is suitable for representing complex geometry with smooth surfaces. Mesh enables the capture of intricate details and textures on object surfaces, facilitating accurate modeling of surface properties and reflectance. Consequently, they enhance the production of visually compelling volumetric videos. However, real-time capture and manipulation mesh can be challenging, as changes to the topology or connectivity between vertices often require extensive computational effort and more memory compared to other representations, which impedes live volumetric video streaming to be deployed on common devices.
- Voxel:** The concept of a voxel is derived from the pixel, where the 2D pixel is extended to a 3D voxel. The difference is that a voxel represents a value of a regular cube in three-dimensional

space. However, voxel grids are difficult to capture fine geometric details and can consume significant memory, especially for high-resolution or large-scale datasets.

- *Plenoptic Point Cloud*: It represents both point cloud and light field information that captures both the geometric and photometric properties of the scene [133]. The color appears different depending on the viewing direction, which enables novel view synthesis and free viewpoint rendering [128]. However, it is highly memory-intensive and storage-intensive due to capturing both geometry and radiance information. It also requires complex algorithms for reconstruction and rendering.
- *Implicit surfaces*: Implicit surfaces represent 3D objects as the zero-level set of a function, allowing for intuitive handling of complex topology. The function takes the 3D coordinates as input and outputs a signed distance value, indicating whether the point is inside or outside the object. Implicit surfaces have the advantage of being smooth and continuous, which makes them useful for rendering and shape reconstruction. As they do not require training a neural network, they may struggle with complex shapes and detailed structures. Moreover, they require solving complex equations to determine the surface properties, which can be computationally expensive and challenging to obtain using classical methods.
- *Neural Radiance Fields (NeRF)*: It is a recent technique that uses neural networks to model the volumetric primitive. The captured scene is optimized using multiple 2D views into a neural radiance field model, a 6D function Φ that generates 2D views (represented by volume density value σ and color c) from different perspectives related to time t and view direction (x, y, z) . i.e. $\Phi(x, y, z, \theta, \phi) = \sigma, c$. Compared to other representations, NeRF can represent higher-resolution geometry and appearance to render photorealistic novel views of complex geometry and appearance. However, it requires a large amount of training data and computational resources and additional time for training and inference. The requirements of real-time inference for volumetric video streaming also pose great challenges.

In conclusion, our survey has undertaken a comprehensive exploration of the diverse representations applicable to volumetric video. Each method manifests its own unique strengths and weaknesses. Ultimately, the choice of representation depends on the specific application requirements and priorities. Further research and advancements in these representations will continue to shape the future of volumetric video technology. The future likely lies in the development of a novel representation, one that judiciously balances various targets including quality, efficiency, cost-effectiveness, data footprint, real-time functionality, and compatibility with mobile platforms.

3.2 Open Datasets

Datasets play a vital role in enabling researchers and developers to explore novel ideas and carry out reproducible analyses, ensuring fair comparisons among different solutions. In this section, we present an overview of the existing volumetric video datasets. It is important to note that our focus is solely on volumetric video, and as such, we do not include datasets that feature static content, such as ModelNet [169]. We make a brief overview of these datasets, and summarize the basic information, which is illustrated in Table 3.

The OwlII dataset [174] consists of four dynamic textured human mesh sequences: basketball player, dancer, exercise, and model. Each sequence is captured at 30 frames per second over a 20-second period, containing around 40,000 triangles.

The 8iVFB dataset [33] includes four voxelized point cloud sequences: longdress, loot, redandblack, and soldier. Each sequence captures the full body of a human subject using 42 RGB cameras configured in 14 clusters, with each cluster acting as a logical RGBD camera. The sequences are captured at 30 frames per second over a 10-second period.

Table 3. Basic information of different datasets.

Dataset	Format	Size	Content	Resolution (per frame)
Owlii [174]	Mesh	4×20s×30fps	Full human body	~40k triangles with 2048×2048 texture map
8iVFB [33]	Point cloud	4×10s×30fps	Full human body	1024×1024×1024 points
8iVSLF [74]	Voxel	1×10s×30fps	Full human body	4096×4096×4096 points
Pagés et al. [112]	Mesh	3×5s×30fps	Full human body	~40k polygons with 4096×4096 texture map
MVUB [92]	Point cloud	5×(7~10)s×30fps	Upper human body	4096×4096×4096 points
CWIPC-SXR [125]	Point cloud	45×(20~50)s×30fps	Full human body	~80k points
Sun et al. [149]	Point cloud	27×600frames	Shape, Full human body, Textile	~120k points
FSVVD [61]	Point cloud	26×(4~73)s×30fps	Full human body with full scenes	700k~1500k points

The 8iVSLF dataset [74] features one 300-frame sequence and six single-frame point clouds, capturing the full body of a human subject using 39 synchronized RGB cameras at 30 frames per second. Each cluster of cameras captured RGB and computed depth-from-stereo.

Pagés et al. [112] provide another volumetric sequence dataset, which comprises three sequences featuring three distinct characters. Each sequence is captured using 12 HD cameras for different purposes and applications, with varying characteristics in terms of texture and movement.

The MVUB dataset [92] includes five subjects: Andrew, David, Phil, Ricardo, and Sara. The upper bodies of these subjects are captured using four frontal RGBD cameras at 30 frames per second over a 7-10 second period for each sequence.

One of the biggest challenges with the previously mentioned datasets is their relatively small size, as they contain only a few videos. The CWIPC-SXR dataset [125] offers a much larger selection of 45 unique sequences, designed for various use cases in social scenarios, including "Education and Training," "Healthcare," "Communication and Social Interactions," and "Performance and Sports."

While the above datasets are limited to a single human body, recent developments have led to the creation of more diverse datasets. Sun et al. [149] have collected a dataset containing nine objects in three categories (shape, human body, and textile) with different animation patterns. Their dataset features synthetically generated objects with pre-determined motion patterns, enabling the generation of motion vectors for the points.

Another notable dataset is the FSVVD [61], which depicts human interactions with objects and full related scenes. This dataset offers over 30 different daily scenarios and aims to provide a universal dataset for evaluation and research on the application of volumetric representation in real-life scenarios.

3.3 Quality Assessment

Media technologies heavily rely on quality assessment to ensure that content accurately represents the original content. Various processes such as compression, transmission, and rendering may all introduce distortions, thereby potentially degrading the quality of the content. As a result, it's crucial to develop mechanisms capable of quantifying these distortions to create effective compression, transmission, or rendering methods. For example, to evaluate the effectiveness of a compression model, two primary metrics are typically employed: the compression rate and the distortion level. Therefore, it's essential to have a mechanism to quantify them. Similarly, when

training a neural-based model, a mechanism to quantify distortion is also indispensable to use as a loss function.

Quality assessment has been extensively studied for traditional video [20, 22], with decades of research leading to standardized test methodologies and evaluation procedures. However, applying these methodologies and algorithms to volumetric videos is not straightforward. Volumetric video is represented differently from pixels on a regular grid, and as a result, quality metrics must be designed differently.

Quality assessment approaches can be broadly categorized into two types: subjective and objective. Subjective quality assessment involves the direct evaluation of the quality of a given video by an observer. Typically, this approach requires inviting a large number of testers to evaluate the quality of the videos, and the final quality score is calculated by taking the average or difference value of the scores provided by the testers. While subjective quality assessment is essential, it is not practical for widespread use due to the significant amount of manpower, time, and financial resources required. Therefore, many researchers have focused on developing reliable and effective objective quality assessment methods. Objective quality assessment involves designing a model that is essentially similar to the human visual system. This approach eliminates the need for subjective evaluation and provides a more efficient and cost-effective way to assess video quality.

In the following subsections, we will describe related works in subjective and objective quality assessment methods. Alexiou et al. [6] conduct a survey that focused on point cloud and mesh quality assessment. In contrast, we will provide a more general perspective on volumetric video.

3.3.1 Subjective Quality Assessment. In the case of traditional videos, subjective methods are created based on recommendations from established standardization organizations, such as the International Telecommunication Union (ITU) [66], or expert panels brought together by researchers, like the Society of Motion Picture and Television Engineers (SMPTE) [143]. A novel approach for assessing 360° video quality has recently been standardized [52]. Meanwhile, the process of establishing standards for volumetric videos is still in progress. As of now, there are no specific guidelines or recommendations in place for the emerging field of volumetric video.

It is impossible to view the entirety of the volumetric video at once. To obtain accurate subjective quality scores for the entire volumetric video, the experimenter must ensure that the video is inspected thoroughly by the participants of the subjective experiment. This can be achieved in two primary ways: either by allowing viewers to interact with the volumetric video themselves, or by presenting a representative stimulus that does not allow for viewer interaction, such as a sequence of images from predetermined viewpoints. While the former method more closely mimics real-life volumetric video consumption, the latter method provides a consistent experience across all subjects, ensuring reproducibility.

For non-interactive ways, a significant portion of research concentrates on static content [28, 114], which is less complex compared to dynamic videos, as there is no need to consider potential interactions between camera movement and video actions. Schwarz et al. [136] analyze both static and dynamic colored point cloud models across various encoding types, configurations, and bitrates. Hooft et al. [160] investigate the subjective quality assessment of dynamic, colored point clouds within an adaptive streaming context. Vása and Skala [161] and Torkhani et al. [156], suggest quality assessment experiments that involve dynamic meshes, incorporating different noise and compression distortions. The evaluated stimuli consisted of mesh sequence videos, rendered from fixed perspectives. The methodologies employed are single stimulus rating and multiple stimulus rating, respectively. Zerman et al. [182] employ the absolute category rating with hidden reference (ACR-HR) method to juxtapose dynamic textured meshes and colored point clouds in a compression setting.

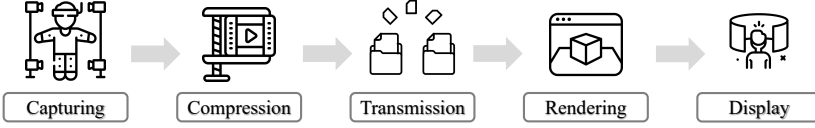


Fig. 4. End-to-end pipeline of volumetric video services.

For interactive ways, Subramanyam et al. [148] conduct an experiment to evaluate the quality of digital humans represented as dynamic point clouds, in both 3DoF and 6DoF conditions. The models were displayed using fixed-sized quads in a virtual scene, and participants assessed them using an ACR-HR protocol. In the 6DoF scenario, users were able to navigate using physical movements, while in the 3DoF counterpart, they remained seated. The researchers also extend their work to 2DTV in subsequent study [162].

3.3.2 Objective Quality Assessment. When evaluating the quality of volumetric videos, it may seem reasonable to incorporate methods used in traditional video quality assessment [59], including structural similarity index measure (SSIM) and peak signal-to-noise ratio (PSNR). However, it's important to note that simple geometric or color distances between 3D models are not strongly correlated with human perception due to the lack of consideration for perceptual characteristics of the human visual system [76].

There are two main types of volumetric quality assessment approaches: model-based and image-based. Model-based approaches involve comparing the 3D representation itself directly, while image-based approaches compare the projection image that the viewer sees in their viewport. For image-based quality assessment, after projection, quality assessment methods for traditional 2D images [183] can be employed.

The earliest model-based quality assessment for volumetric video utilized simple distances between attributes of matched points to measure local errors [155]. However, these point-to-point metrics do not account for perceptual characteristics of the human visual system. To address this limitation, an alternative was proposed, which used distances that are more perceptually relevant, known as the point-to-plane metric [155]. Recent proposals have expanded beyond surface properties extracted from point samples, incorporating statistics to capture relationships between points in the same local neighborhood. For instance, PC-MSDM [100] was proposed to use the relative difference between local curvature statistics and PCQM [101] leverage a weighting function to regularize feature contributions in the final quality prediction. The PointSSIM [5] captures perceptual degradations based on the relative difference of statistical dispersion estimators applied on local populations of location, normal, curvature, and luminance data. VQA-CPC [62] relies on statistics of geometric and color quantities. More recently, GraphSIM [177] denotes a graph signal processing-based approach, which evaluates statistical moments of color gradients computed over graphs. A multi-scale version of this metric, known as MS-GraphSIM [189], was presented as an extension. Xu et al. [176] presented the EPES, a metric based on potential energy. In the work of Diniz et al. [37], local binary patterns on the luminance channel are applied in local neighborhoods. This work was later extended [36] to consider the point-to-plane distance and the point-to-point distance between corresponding feature maps in the quality prediction. Another proposed descriptor [35], known as local luminance patterns, introduces a voxelization stage in the metric's pipeline to alleviate its sensitivity to different voxelization parameters.

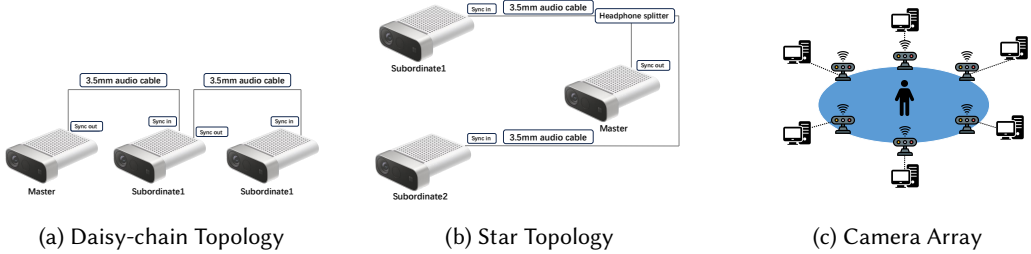


Fig. 5. Illustrations for camera array setup.

4 PIPELINE

This section delves into the end-to-end pipeline of volumetric video services, as shown in Fig. 4, examining related works in each stage. The stages covered include Capturing, Compression, Transmission, Rendering, and Display.

4.1 Capturing

Video capturing is the first step to produce volumetric videos. Since volumetric video is represented by 3D content, the capture process is quite different from traditional flat videos which consist of arrays of pixels, which involves the use of more sophisticated devices and requires additional post-processing steps. In this section, we introduce the procedure to capture volumetric videos, from device setup to the final processing.

4.1.1 Capture Setup. Volumetric video capture involves intricate setups and multiple post-processing steps to produce reconstructed 3D scenes. In this section, we classify current volumetric video capture setups into two categories: Calibrated Camera Array and Monocular Camera.

Calibrated Camera Array: Volumetric videos are typically captured using depth camera arrays, such as the Microsoft Azure Kinect [102] and Intel RealSense [27]. These camera arrays are positioned around the target region, facing inwards. Since each camera captures data from a different angle, it is necessary to merge the data into the same coordinate system using camera calibration parameters. This allows for the construction of a complete 3D scene.

Common camera array setups are illustrated in Fig. 5c, where cameras are placed around the target region, each attached to a processing unit. Before the capture begins, *multi-camera calibration* and *temporal synchronization* are conducted for the convenience of subsequent processing.

Multi-camera calibration is typically achieved through marker-based methods, where all camera views align with respect to markers and are then registered among themselves [127, 190]. Alternatively, structure-based methods can be used, where a physical structure such as a stack of specific-sized boxes is placed in the center of the capture region during calibration [181]. Data-driven correspondence establishment is used to initially match images, followed by global optimization to estimate a solution with respect to the coordinate system of the structure. Once the calibration process is complete, the resulting parameters can be used to merge raw data from the camera array, as long as the camera positions and orientations remain unchanged.

Temporal synchronization is crucial in capturing volumetric video using a camera array. Both hardware and software synchronization [9, 141] are necessary to ensure that every camera captures the scene simultaneously from different angles. Hardware synchronization involves physically connecting the cameras using cables in a specific topology, such as daisy chain or star, with one device as the 'master device' and others as 'subordinate devices'. The master device triggers the

subordinate devices to capture the scene simultaneously. Fig. 5a and Fig. 5b illustrate the daisy-chain and star topologies, respectively. However, when capturing with a server and multiple host PCs attached to each device, the streams of each device may not be in sync with each other or with the server. Therefore, software-level synchronization is necessary to synchronize the clocks of each sensor’s processing unit and the server. The Precision Time Protocol (PTP) [70] is commonly used in practice to align the clocks of every sensor processing unit and the server to a single global timeline. This ensures that every frame captured by each device is synchronized and can be merged seamlessly into a single volumetric video. Fig. 5c depicts the setup of a camera array capturing volumetric video with a server and multiple host PCs.

Monocular Camera: Recent developments in deep learning and computer vision have made it possible to capture volumetric video using just a single RGB camera. This simplifies the process and makes volumetric video capture more accessible to a wider range of creators and industries. There are several methods for capturing volumetric video using a monocular camera, but two of the most popular techniques are Structure from Motion (SfM) [135] and Single-View Depth Estimation [104].

SfM involves capturing multiple images of a subject from different viewpoints and using algorithms to estimate the 3D structure of the scene. The process of SfM typically involves several steps, including feature extraction, feature matching, camera pose estimation, triangulation, and bundle adjustment. Feature extraction involves identifying distinctive features in each image, such as corners, edges, or blobs. Feature matching involves determining which features in different images correspond to the same 3D point. Camera pose estimation involves estimating the position and orientation of the camera for each image. Triangulation involves computing the 3D position of each feature point by intersecting the rays emanating from the camera centers. Finally, bundle adjustment involves refining the camera parameters and feature positions to minimize the reprojection error, which measures the difference between the observed and predicted image locations of the feature points.

Single-View Depth Estimation, on the other hand, involves estimating the depth of a scene from a single image. To capture volumetric video using this technique, multiple images of the subject are captured from different viewpoints, and the depth of each image is estimated using single-view depth estimation. The estimated depths are then combined to create a 3D point cloud, which is further processed by surface reconstruction algorithms to create a 3D mesh of the scene. Finally, texture mapping techniques are applied to map the captured images onto the 3D mesh to create a textured 3D model of the subject.

Both SfM and Single-View Depth Estimation have their advantages and disadvantages, and the choice of technique will depend on the specific requirements and constraints of the project.

4.1.2 Data Post-processing. To generate a continuous complete volumetric video sequence, the captured data often need to undergo a series of post-processing procedures. Typically, the captured raw data contains color image sequences along with corresponding depth or pose information. We introduce several data processing procedures required for generating the complete volumetric scene from the raw data.

Data Alignment: Depth camera arrays capture both texture (color) and geometry (depth) information, but aligning these two types of data is necessary to reconstruct the original 3D scene accurately. First, the raw color and depth data are processed to eliminate noise [96] and correct any distortions [25]. Next, the RGB image and depth image are aligned so that corresponding pixels in each image occupy the same position in the RGB-D image. This alignment process is accomplished using the calibration data obtained during the Multi-camera Calibration step, which provides information about the intrinsic and extrinsic parameters of the camera. Intrinsic parameters, such as focal length and principal points [191], describe the characteristics of the cameras, while extrinsic

parameters describe their relative positions and orientations. The depth map is transformed into the coordinate system of the color image, and the depth values are assigned to corresponding pixels in the color image, resulting in aligned RGB-D images where each pixel contains both color and depth information [109].

Merging Once RGB-D images have been obtained, they can be used to produce a reconstructed scene composed of 3D representations. However, due to the limited field of view of depth sensors, each reconstructed scene only covers a limited area of the target scene. Therefore, it is imperative to merge these sub-scenes in order to compose a complete scene. Using the calibration parameters obtained during the Multi-camera Calibration process, all of the sub-scenes can be projected onto the same coordinate system. The sub-sections are then merged together to construct the complete volumetric scene. It is worth noting that the calibration process must be precise to avoid defects at the edges of the scenes.

4.1.3 Open Software. Currently, only a few open-source volumetric data capturing systems are available. One such system is VLD3D [147], which is an open-source software that requires a host PC and several client PCs attached to capturing devices for data acquisition and processing. Each system uses commodity capture devices as input sensors, and after further processing, the volumetric data is represented in either .ply or .pgm file format. To visualize the volumetric data, a 3D visualization program supporting .ply file format, such as Meshlab [23], can be employed.

4.2 Compression

Compression is a crucial aspect of volumetric video services because the raw data captured is often large and has redundant information. In order to reduce the data size, efficient compression techniques are necessary. While traditional 2D videos have been extensively researched [24] and standardized, such as H.265 [116], compressing volumetric video is still a relatively new and challenging area. Existing compression techniques for 2D video cannot be directly applied to volumetric video because the data structure and characteristics are fundamentally different. Therefore, the compression of volumetric video remains a new and challenging area. Since the compression algorithm employed varies depending on the 3D representation used, we discuss them categorized by point cloud compression, mesh compression, and NeRF compression.

4.2.1 Point Cloud Compression. Traditional point cloud compression methods can be categorized into two main types: transform-based and predictive coding. Transform-based methods apply a transform to the point cloud data and then quantize and encode the transformed coefficients. The most common transform-based methods include Octree-based methods [134], and Wavelet-based methods [108]. While Octree-based methods can achieve high compression ratios, they often lead to significant geometric distortions. Wavelet-based methods provide better rate-distortion trade-offs, but require more computational resources. Predictive coding methods estimate the current point based on the previous ones and encode the error between the estimated and actual points. These methods include Delta coding [34] and Context-based methods [44]. Although they provide moderate compression ratios, their performance highly depends on the order of points in the point cloud.

The Moving Picture Experts Group (MPEG) [106] has standardized point cloud compression through MPEG-PCC [105], which encompasses three distinct technologies targeting specific categories of point cloud data. The first technology, LIDAR point cloud compression (L-PCC), is designed for dynamically acquired data. The second technology, surface point cloud compression (S-PCC), is intended for static point cloud data. Finally, the third technology, video-based point cloud compression (V-PCC), is suitable for dynamic content. In early 2020, the MPEG-PCC standard was finalized [136], featuring two classes of solutions: video-based and geometry-based (G-PCC).

The video-based class, equivalent to V-PCC, is appropriate for point sets with a relatively uniform distribution of points. The geometry-based class, equivalent to the combination of L-PCC and S-PCC, is best suited for more sparse distributions.

In recent years, learning-based approaches have become increasingly popular due to their high effectiveness. These methods use machine learning algorithms to either learn efficient representations or predict missing points. An initial attempt was made to propose a simple yet effective architecture, consisting only of convolution layers, which achieved promising results [121]. This was followed by the introduction of several parameters, including a hyper-prior model, deeper transforms, fine-tuning of the loss function, and adaptive threshold [122]. The experiments revealed that these additions significantly improved the performance of the network. Another study was conducted using a small number of convolution layers [47, 48], and interestingly, the performance evaluation results demonstrated that a larger number of filters per layer only contributed to better results at larger bitrates. Autoencoder-based methods have been shown to learn a compact representation of the point cloud data and achieve high compression ratios [1], but the quality of the reconstructed point cloud may be compromised. Other methods, such as Generative Adversarial Networks (GANs) [172] and Transformers [85], have also been used for point cloud compression. While these methods can generate high-quality point clouds, they often require large amounts of training data.

4.2.2 Mesh Compression. The earliest and simplest approach to mesh compression is based on quantization and entropy coding [31]. In this method, vertex coordinates are quantized, then compressed using entropy coding. The index data structure is then compressed separately [157]. More advanced techniques involve exploiting the connectivity information of the mesh. The Edgebreaker algorithm [129] and the Topological Surgery algorithm [49] are two pioneering methods in this domain. They both operate by traversing the mesh in a specific order and recording the operations needed to reconstruct it [8]. Predictive coding is another approach that is based on the idea of predicting a vertex’s position based on its neighbors [71]. The parallelogram prediction scheme [130] is a common technique used in this method. The spectral methods, such as the Laplacian spectral approach [71], exploit the spectral properties of the mesh to achieve compression. These methods perform well with smooth meshes but may not be the best choice for models with sharp features [145].

The strength of traditional methods lies in their simplicity and efficiency. However, they often fail to leverage spatial coherency and global structures in the mesh, which can lead to suboptimal compression rates. In recent years, machine-learning approaches have been explored for mesh compression. These include variational autoencoders (VAEs) [150] and convolutional neural networks [57]. These methods leverage the ability of neural networks to learn compact and expressive representations of data. The choice of compression technique depends on the specific requirements of the application, including the acceptable loss of quality, the storage capacity, and the computational resources available.

4.2.3 NeRF Compression. The primary obstacle in compressing NeRF is to maintain the high-quality rendering of 3D scenes while significantly reducing the model size. It is also crucial to ensure that the compressed model can support efficient inference. Despite NeRF’s growing popularity, few studies have concentrated on compressing NeRF. Since NeRF is represented by neural network models, most current approaches are inspired by model compression techniques [56].

There are four key approaches to compressing models: (1) model pruning [83], which involves removing redundant connections or layers; (2) weight quantization [67], which reduces the model size by converting full precision float numbers to lower bit representations; (3) low-rank approximation [68], which involves decomposing high-rank matrices into smaller counterparts; and (4)

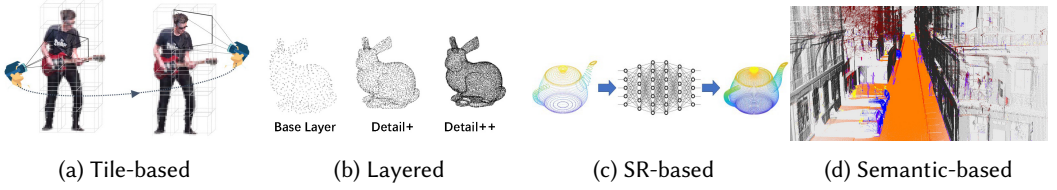


Fig. 6. Illustrations for methods of transmission.

knowledge distillation [45], which uses a well-trained large network to guide the training of a smaller network. These techniques are mostly independent and can be combined for better results. Some NeRF research have already adopted these techniques. PlenOctrees [179] and Re:NeRF [32] use weight quantization, while Plenoxels [43] employ a similar mechanism to weight pruning. CCNeRF [151] and TensorRF [19] use low-rank approximation to decompose full-size tensors. More recently, Li et al. [81] introduced VQRF, an end-to-end compression framework for NeRF. Their approach uses an adaptive voxel pruning mechanism, a learnable vector quantization, and a weight quantization method.

4.3 Transmission

Transmission is a crucial step in delivering volumetric content from a server to end users. However, the large data size of volumetric content presents significant challenges to the transmission process. To address this issue, various methods have been proposed to optimize the transmission cost of volumetric videos. These methods can be classified into four categories: tile-based, layered, super-resolution (SR)-based, and semantic-based. Figure 6 provides straightforward illustrations of these four methods.

4.3.1 Tile-based Transmission. Users can freely move their heads in six degrees of freedom (6 DOF) while watching volumetric videos. However, due to the limited viewport of users (approximately 120° [73]), only a portion of the volumetric scene falls within the users' viewing frustum [14] at any given time, rendering the remaining part redundant.

A pioneering work called ViVo [54] proposed by Han et al. introduces the concept of visibility-aware optimization. This approach effectively reduces mobile data usage and decoding overhead for volumetric video streaming. By predicting the users' future viewports, the system can determine which part of the volumetric scene will fall into the users' viewing frustum, allowing it to reduce the quality of the remaining part. Additionally, in some cases where it is unlikely for users to look in other directions based on prediction results, the system can remove the remaining part altogether to achieve better bandwidth savings.

Li et al. [80] proposed a novel hybrid visual saliency and hierarchical clustering empowered 3D tiling scheme that can better match the user's viewport. The scheme is accompanied by a joint computational and communication resource allocation mechanism that achieves a trade-off between communication and computational resources to maximize the quality of experience (QoE).

Furthermore, to address the challenge of significant motion within the users' viewport, a work named GROOT [77] introduced a fast tiling scheme that utilizes the hierarchical structure of Parallel Decodable Tree. Additionally, CaV3 [88] proposed a caching mechanism that stores frequently requested tiles in the edge cache to improve the QoE and reduce the bandwidth usage.

4.3.2 Layered Transmission. Layered transmission has been a fundamental technique employed in conventional video delivery [126]. The underlying concept involves encoding the video at various

levels of quality, with the video chunk possessing the lowest quality referred to as the "base layer." This base layer contains the most crucial information of each frame and is given the highest priority throughout the transmission process. In situations where network conditions are favorable, additional detail can be incorporated into the base layer to enhance the visual quality. However, when it comes to transmitting volumetric video, there are additional factors to consider in order to optimize layered transmission.

According to the study ViVo conducted by Han et al. [54], the visibility of volumetric video users can be influenced by three primary factors: the *viewport*, *occlusion*, and *distance*. In practical terms, when using data formats such as point clouds or meshes, the visual quality is determined by the density level of the point clouds. To facilitate ease of manipulation, volumetric scenes are typically segmented into multiple cubes, also known as cells. Each cube can then be individually analyzed and manipulated for better control and optimization.

Shi et al. [140] have explored the utilization of redundant information present in point clouds to extend the bit-rate range of MPEG's V-PCC (Video-based Point Cloud Compression) compression standard. They achieve this by simplifying the point clouds through down-sampling and down-scaling techniques. Their approach results in significant improvements. They achieve up to a 48.5% reduction in bit-rate while maintaining the same quality.

In addition to the intuitive methods mentioned above, other work by Wang et al. [187] and Zhang et al. [188] has addressed the challenges of multi-user broadcasts, such as classroom education and collaborative design. Their research highlights the potential for leveraging viewport-similarity to optimize network resource utilization through multicast over mmWave communication. Nebula [120] has further implemented layered transmission on mobile devices with the assistance of edge computing. Li et al. [79] have employed a rolling optimization and deep reinforcement learning-based approach to tile selection.

4.3.3 Super-resolution-based Transmission. Super-resolution techniques have been utilized in 2D video transmission [166] to enhance the visual quality of low-resolution videos. This technique allows the original video to be initially transmitted to the end-user at a lower quality. However, with the aid of local computing power, the video can be pre-processed using pre-trained super-resolution models. As a result, users can experience higher quality video even when network resources are limited. When it comes to 3D content, research in this area is still relatively nascent.

Zhang et al. were the pioneers in proposing a volumetric video streaming system that utilizes 3D super-resolution techniques [184]. Building upon this work, they introduced YuZu [185]. In their research, the super-resolution (SR) process was divided into two steps: *intra-frame SR* and *inter-frame SR*. For *intra-frame SR*, they strategically employed off-the-shelf 3D SR models such as PU-GAN [82] and MPU [165]. They accelerated the up-sampling approach through various techniques, including model optimization, reduction of input data, and improved patch generation. In the case of *inter-frame SR*, they expedited the up-sampling process by caching and reusing previous SR results across consecutive frames. Furthermore, their method is also applicable to mobile devices, as demonstrated in the work by Zhang et al. [186].

There are several other intriguing ideas related to SR-based transmission. Firstly, one approach is to apply SR processing specifically to the texture information while keeping the geometry information unchanged. Given that texture information significantly contributes to perceived visual quality, performing SR processing on texture data alone can be more cost-effective compared to processing the entire dataset. Another idea involves directly leveraging well-established 2D SR methods and applying SR processing to the rendered 2D frames before they are displayed to the user. However, the feasibility of this approach has yet to be proven and requires further investigation and validation.

4.3.4 Semantic-based Transmission. Semantic communication techniques can be effectively leveraged when transmitting volumetric videos. This involves incorporating common semantic information including *object detection*, *scene understanding*, and *context awareness*.

Object recognition [84] can be used to identify objects in a given scene and segment them from the background. By doing so, this can significantly improve the efficiency of the video stream by reducing the amount of data transmitted for the background and allowing for a more focused transmission of the objects of interest. This can lead to a smoother and more seamless viewing experience for the recipient of the video.

Scene understanding [180] plays a crucial role in facilitating the process of transmission. By segmenting the scene into different regions based on their semantic meaning, such as people, objects, and background, scene understanding can prioritize the transmission of the most relevant regions while reducing the transmission of less important ones. For instance, if a user is interacting with a virtual object in the scene, semantic segmentation can identify the region of the video stream containing the object and prioritize the transmission of that region.

Context awareness [46] is a powerful tool that can be leveraged to enhance communication in numerous applications, including video conferencing, telepresence, and remote collaboration. By integrating context awareness with semantic communication, we can improve the efficiency and quality of communication by adapting to the specific context of the user or the environment. This can include adapting to noisy environments, accommodating user preferences, optimizing for device and network capabilities, and more. Additionally, scene understanding techniques such as object recognition and semantic segmentation can be used to extract semantic information from the video stream and prioritize the transmission of the most relevant regions of the scene. By combining these techniques, communication systems can become more efficient, adaptive, and interactive, resulting in a more seamless communication experience.

In practice, Zhu et al. [195] proposed AITransfer, an AI-powered semantic-aware transmission method for point cloud video data. This method integrates various steps, including feature extraction using models like PointNet++ [119] and point cloud reconstruction using techniques such as PUGAN [82], to achieve semantic-aware transmission.

4.4 Rendering

Rendering refers to the intricate process of creating a realistic visual depiction of a 3D model or scene. It encompasses the transformation of geometric data and material properties into visually appealing images or videos. As a result, the rendering performance, including factors like quality, frame rate, and resource consumption, significantly impacts the overall quality of experience (QoE). We discuss related works from the perspectives of representation and system, respectively.

4.4.1 Representation Perspective. In current point cloud-based volumetric video systems, rendering point clouds often involves treating each point as an individual pixel. This simplistic approach employs straightforward rendering algorithms such as visibility splatting [117]. Each point is displayed as-is. On the other hand, rendering a mesh entails connecting adjacent points using geometric primitives to form triangles, which are then rasterized onto a 2D display surface. However, these methods are not specifically designed to provide an immersive viewing experience, leading to a sustained lower quality.

Rendering implicit surfaces involves evaluating the implicit function at each pixel on the display. One commonly used approach is ray marching, where a ray is cast from the camera position, and the implicit function is evaluated along the ray until a surface intersection is found. However, NeRF [103] has emerged as a superior representation in terms of interactivity and photorealism. In NeRF rendering, a ray is cast from the camera position, and neural networks are used to evaluate the

function’s value and gradients at each point along the ray. This enables high-quality, photo-realistic rendering with realistic lighting and reflections, which greatly enhances the viewing experience of volumetric video.

However, there are still several challenges to overcome. Firstly, the use of ray casting-based neural models requires evaluating a large multi-layer perceptron (MLP) at numerous sample positions along the ray for every pixel. This demands significant computational resources and time for model training, making it a resource-intensive approach. Secondly, the current volume rendering process is excessively slow for interactive visualization, necessitating the use of specialized rendering algorithms that don’t align well with commonly available hardware.

The pursuit of high quality at a reduced cost has generated considerable interest in alternative neural-based approaches. While NeRFs possess the capability to accurately depict 3D scenes for image rendering, it is important to acknowledge that meshes continue to serve as the primary scene representation. Consequently, recent advancements have focused on leveraging the concept of NeRF to improve mesh-based representations in two significant ways: (1) Recent works [21, 123] have introduced methods to distill the volumetric 3D representation obtained from training NeRF into an approximation network. This network can then extract the 3D mesh and its appearance, resulting in a physically accurate representation. The final 3D mesh can be rendered in real-time on readily available devices, offering practicality and efficiency. (2) Some works [51] propose a hybrid representation that combines mesh and NeRF. This approach retains the advantages of mesh-based assets while incorporating the ability to represent subtle geometric structures provided by NeRF, resulting in more versatile and detailed representations.

Researchers have also shown interest in integrating neural network-based approaches into point cloud rendering [29, 63, 173]. These approaches enhance points with neural features and employ CNNs to render them, resulting in improved visual quality. However, this quality-focused approach often comes at the expense of other factors. The rendering algorithms used in these methods are typically time-consuming, requiring a significant amount of time to render each frame, especially on high-throughput and computationally intensive devices. Moreover, these operations often require additional per-scene training, which is not suitable for volumetric video streaming tasks. To provide a satisfactory user experience, a system should be capable of rendering videos at a minimum rate of 30 frames per second, a goal not currently attainable with existing neural rendering models. Looking ahead, future advancements could aim to develop a neural point cloud renderer capable of rendering at an interactive rate on commonly available hardware, without the need for per-scene training, while still maintaining satisfactory quality. This could potentially be achieved by leveraging natively supported point types in graphics APIs or implementing parallel software rasterization on the GPU.

4.4.2 System Perspective. Rendering processes can be categorized as local rendering and remote rendering. Local rendering refers to rendering performed on the user’s own device, such as a computer or a mobile device. It offers several advantages, including real-time interaction, user control, and the ability to handle sensitive or private data without leaving the user’s machine. However, local rendering faces scalability issues, particularly when dealing with complex scenes or high-resolution output. The computational resources required for rendering may exceed the capabilities of the user’s device, leading to slow performance or even crashes [80].

On the other hand, remote rendering involves offloading the rendering process to a remote server or cloud infrastructure. It overcomes the scalability limitations of local rendering by utilizing the computational power and resources available in the cloud [89]. Remote rendering can handle large scenes and compute-intensive rendering techniques more efficiently, resulting in faster and more realistic visualizations. Furthermore, it provides the flexibility to render on various devices,

including low-powered devices like smartphones or tablets. In summary, while local rendering offers real-time interaction and control, remote rendering addresses scalability issues and enables efficient rendering of complex scenes. The choice between local and remote rendering depends on factors such as scene complexity, computational resources, and desired output quality.

4.5 Display

The final step in displaying volumetric contents on head-mounted displays (HMDs) is crucial. While 2D displays [98] can provide various visual cues such as shading, occlusion, relative size, and perspectives, they lack certain elements that are exclusive to volumetric displays. One such cue is binocular disparity [58], also known as stereopsis, which is only present in binocular vision. This cue results from the formation of two slightly different images of the same scene in each eye, due to the differing viewpoints of each eye. When an object is closer, the difference between the left and right eye's images is greater, and as the object moves further away, the difference decreases. Inaccurate binocular disparity can lead to distortions in the perceived depth of the scene. Another binocular cue is vergence [113], which is an oculomotor cue where the optical axes of the two eyes rotate and converge toward the object in focus. The kinaesthetic sensations from the extraocular muscles provide information for depth perception, as the angle of vergence is inversely proportional to the depth of the object. The combination of binocular disparity and vergence is referred to as stereo cues.

The main design of volumetric displays is based on delivering stereo cues by presenting each eye with a separate planar image. Two main approaches to HMDs' volumetric displays are varifocal displays and multifocal displays, both of which we will describe.

One way to enhance standard head-mounted stereo displays is to incorporate varifocal displays, which actively adjust the focal distance of the image plane seen by each eye using active optics, such as liquid lenses [3, 38]. This adjustment is based on the observer's gaze, producing a varying depth of field effect. However, these displays can introduce lens distortions that are unwanted due to the use of active optics like deformable membrane mirrors [38]. Additionally, accurate synchronization between the optics and the 2D image source generation (e.g., digital micromirror device [132]) with the 3D gaze location is necessary. Any inaccuracies between the optics and the observer's gaze can result in errors in the reproduced focal plane. Varifocal displays also require the defocus blur to be synthesized in rendering [170], instead of being optically reproduced, since they only allow for a uniform focal depth throughout the scene for a fixed gaze. This mechanism can be limiting and may not always provide the most realistic simulation of natural vision.

Multifocal displays are a type of volumetric display that has a fixed viewing position. This type of display renders a stack of images for each eye at a fixed number of focal planes located at various distances. Each plane adds a particular amount of light, allowing the viewer to accommodate appropriately at the desired depth. These focal planes can consist of superimposed image planes with beam-splitters [2] or time-multiplexed image slices [18, 94] that sweep a 3D volume with high-speed switchable lenses. Compared to varifocal displays, multifocal displays do not require strict synchronization of the optics and rendering with the gaze location. However, they still maintain high resolution and contrast, as they can adopt well-established 2D display techniques [193]. Architectures with fixed focal planes also prevent optical aberrations. However, the accuracy of the eye position is crucial for the quality of a multifocal display, as a slight misalignment in the focal cues can immediately break sharp edges and realism. Differences in eye positions of individual observers can be compensated for with a homography correction [99]. The integration of a high dynamic range (HDR) with a multifocal display has been shown to achieve a level of realism that transcends any existing 3D display technique, confusing naive observers between a physical object and its virtual 3D reproduction.

5 APPLICATIONS

This section presents an overview of the four most promising applications of volumetric video technology: telepresence, rehabilitation, education, and advertisement.

5.1 Telepresence

Volumetric video can enhance telepresence by providing a more realistic and immersive representation of remote participants. One of the key benefits of volumetric video in telepresence is its ability to capture and transmit a more realistic representation of a remote participant's body language, gestures, and facial expressions. Traditional video conferencing systems [40] often struggle to convey these nonverbal cues, which are critical to effective communication and collaboration [158]. With volumetric video, remote participants can be captured and rendered in 3D, allowing the receiving party to see and interact with them as if they were in the same room. This can significantly improve communication and collaboration in remote teams, particularly for tasks that require a high degree of visual and spatial understanding.

Another advantage of volumetric video in telepresence is its ability to provide a more immersive experience. With traditional video conferencing systems, participants are typically limited to a 2D view of the remote location. This can make it challenging to get a sense of the space and environment, which can limit collaboration and problem-solving. Volumetric video, on the other hand, can capture and render a 3D representation of the remote location, allowing participants to explore and interact with the space as if they were physically present. This can be particularly useful for remote inspections, virtual site visits, and remote training sessions.

In conclusion, volumetric video has the potential to revolutionize telepresence by providing a more realistic and immersive representation of remote participants. With its ability to capture and render 3D video, volumetric video can enhance communication and collaboration in remote teams, and provide a more immersive experience. While there are still challenges to be addressed, the potential benefits of volumetric video in telepresence are significant, and it is likely to play an increasingly important role in remote collaboration and communication in the years to come.

5.2 Rehabilitation

Volumetric video has the potential to revolutionize the field of rehabilitation by providing a more immersive and engaging experience for patients, allowing them to interact with their environment and practice real-world scenarios.

One of the key benefits of volumetric video in rehabilitation is its ability to provide patients with a realistic and immersive environment in which to practice their skills. For example, a patient who has suffered a stroke [75] may have difficulty with balance and coordination, making it challenging to perform everyday tasks such as walking or reaching for objects. Using volumetric video, the patient can be placed in a virtual environment that simulates real-world situations, such as walking on uneven terrain or reaching for objects on a high shelf. This allows the patient to practice their skills in a safe and controlled environment, increasing their confidence and reducing their risk of injury.

Volumetric video can also be used to create personalized rehabilitation programs for patients. By capturing 3D images of the patient's body and movements, therapists can create a detailed and accurate model of the patient's physical abilities and limitations. This information can then be used to design a rehabilitation program that is tailored to the patient's specific needs, allowing them to progress at their own pace and achieve their goals more effectively.

In addition, volumetric video can be used to monitor the patient's progress and provide feedback in real-time. By capturing data on the patient's movements and performance, therapists can track

their progress over time and adjust their rehabilitation program as needed. This can help to ensure that the patient is making steady progress towards their goals and can also provide motivation and encouragement to continue with their therapy.

In conclusion, volumetric video has the potential to revolutionize the field of rehabilitation by providing a more immersive and engaging experience for patients. By creating realistic and personalized virtual environments, therapists can help patients to practice their skills in a safe and controlled environment, monitor their progress in real-time, and provide feedback and encouragement to help them achieve their goals. As this technology continues to evolve, it is likely that we will see even more applications of volumetric video in healthcare and rehabilitation.

5.3 Education

Another area where volumetric video has the potential to make a significant impact is education. Volumetric video has the ability to create immersive and interactive experiences, which can help learners to better understand complex concepts. For example, in medical education [115], volumetric video can be used to create 3D models of the human body, allowing medical students to explore the body in a way that was not possible before. This can help them to better understand the anatomy and physiology of the human body, as well as the various medical conditions that can affect it.

In engineering education [60], volumetric video can be used to create 3D models of complex machinery and equipment. This can help students to better understand how these machines work and how they can be maintained and repaired. In addition, volumetric video can be used to create simulations of real-world scenarios, allowing students to practice their problem-solving skills in a safe and controlled environment.

Volumetric video can also be used to create virtual field trips, allowing students to explore different parts of the world without ever leaving the classroom. For example, a history class could use volumetric video to take students on a virtual tour of ancient ruins, allowing them to explore and learn about different cultures and civilizations.

Furthermore, volumetric video can be used to create personalized learning experiences. By creating 3D models of individual students, educators can tailor the learning experience to the individual needs and preferences of each student. For example, a student who is struggling with a particular concept could be presented with a more detailed and interactive 3D model, while a student who is more advanced could be presented with a more challenging model.

In conclusion, volumetric video has the potential to revolutionize education by providing immersive, interactive, and personalized learning experiences. By creating 3D models of real-life objects and scenarios, volumetric video can help students to better understand complex concepts and develop their problem-solving skills. As this technology continues to evolve, it is likely that we will see even more innovative applications in the field of education.

5.4 Advertisement

Volumetric video also has the potential to revolutionize the advertising industry by creating immersive, interactive experiences that engage consumers in new and exciting ways.

One of the most significant advantages of volumetric video is its ability to create highly engaging and interactive content. This technology allows advertisers to create 3D holographic experiences that consumers can interact with in real-time [163]. For example, an advertiser could create a 3D hologram of a product that a consumer could view from any angle and interact with by rotating it, zooming in, or even changing its color. This type of interactive experience can be very effective in capturing consumer attention and driving engagement.

Another advantage of volumetric video is that it can be used to create highly personalized advertising experiences [72]. Advertisers can use this technology to create custom 3D holograms

that are specific to each individual consumer. For example, an advertiser could create a 3D hologram of a product that is tailored to the individual preferences of each consumer. This type of personalized advertising can be very effective in increasing consumer engagement and driving sales.

Volumetric video can also be used to create highly realistic and immersive advertising experiences. This technology allows advertisers to create 3D holograms that are so lifelike that they appear to be real objects. This type of realism can be very effective in creating a sense of trust and credibility with consumers. For example, an advertiser could create a 3D hologram of a product that is so realistic that it appears to be sitting right in front of the consumer. This type of immersive experience can be very effective in driving sales and building brand recognition.

Finally, volumetric video can be used to create highly shareable advertising content. This technology allows advertisers to create 3D holograms that are visually stunning and highly engaging. This type of content is highly shareable on social media platforms, which can help to increase brand awareness and drive sales. For example, an advertiser could create a 3D hologram of a product that is so visually stunning that consumers can't help but share it with their friends and followers on social media.

In conclusion, volumetric video has the potential to revolutionize the advertising industry by creating immersive, interactive, personalized, realistic, and highly shareable experiences that engage consumers in new and exciting ways. As this technology continues to evolve and become more widely available, advertisers will have even more opportunities to create innovative and effective advertising campaigns that capture consumer attention and drive sales.

6 OPPORTUNITIES

In this section, we delve into the various research challenges and opportunities in the field of volumetric video services. We cover a broad range of aspects including representations, datasets, user behavior, streaming, privacy, and compression. Furthermore, we examine the intersection of volumetric video with emerging technologies such as Mobile Edge Computing, Large Language Models, and AI-Generated Content, and the potential opportunities that arise from this convergence.

6.1 Emerging Representations

Despite numerous attempts to explore different types of representations, mesh [15, 111] and point cloud [50, 131] remain the most commonly used methods in volumetric video transmission due to their straightforwardness. However, the substantial data size and limited representation accuracy associated with these methods present a persistent challenge, necessitating the development of more advanced techniques. A comparison of various representation methods is presented in Table 2.

The emergence of implicit representation techniques like NeRF [103] has offered a solution to the limitations of traditional discrete 3D representations. However, utilizing NeRF as a volumetric video representation is not a straightforward task and presents several obstacles. Firstly, the ray casting-based neural model used by NeRF evaluates a large MLP at numerous sample positions along the ray for each pixel, which necessitates significant resources and training time. Secondly, the volume rendering process is too slow for real-time visualization and requires specialized rendering algorithms that are not easily compatible with commonly available hardware, thereby impeding its widespread adoption. Finally, the baseline NeRF fails to accurately represent and reconstruct non-static or dynamic scenes, posing a significant challenge.

As each representation has its own strengths and limitations, it is intriguing to explore the possibility of hybridizing them for volumetric video. For instance, the NeRF performs well in representing static scenes but faces difficulties with dynamic content. Thus, we could use NeRF to represent static scenes and mesh or point cloud to depict dynamic content. The majority of current research concentrates on a single representation. Hybridizing different representations presents

both challenges and opportunities, including the need to determine how to effectively combine multiple pipelines and how to decide when to utilize each representation.

6.2 Unified Testing & Datasets

Although there are many existing works on volumetric video services, unlike the Computer Vision domain, most of those works are tested in disparate setups and datasets. The lack of standardized testing procedures and datasets for volumetric video presents a significant challenge and opportunity for researchers. Due to the complex and diverse nature of volumetric video, developing a universal benchmarking framework that accurately evaluates different methods is challenging. Moreover, the lack of a common dataset inhibits researchers' ability to compare and validate results across studies.

Current datasets have several drawbacks: 1) Most only contain video content, without additional data like user behaviors. 2) Existing video content datasets only have a single representation format, preventing the comparison of methods using different representations. 3) Existing datasets are relatively small, sufficient for testing but insufficient for training machine learning models. A unified, large-scale, multimodal dataset would greatly benefit the research community. Such a dataset should incorporate diverse video representations and other data like user interactions. By unifying data formats, researchers could seamlessly apply and compare methods.

The creation of a unified testing procedure and dataset would benefit volumetric video research. A standardized framework would enable accurate comparison of different techniques, advancing the state-of-the-art. Additionally, a common benchmark dataset would provide a baseline for evaluating volumetric video algorithms and methods.

6.3 User Behavior Insights

The intricacies involved in representing volumetric video are exceedingly complex, often requiring extensive point or mesh data in the form of point clouds or 3D mesh formats, or massive neural models utilizing implicit neural representation. As a result, volumetric videos are typically much larger in size (up to 100 times larger) than their 2D counterparts under the same conditions. This poses a significant challenge for computing and bandwidth resources in current infrastructure. To address this issue, it is crucial to analyze the behavior of users, particularly in terms of their viewport and gaze. For example, by prioritizing the transmission of content within the viewport and reducing or disregarding content outside of it, we can optimize users' QoE despite the limitations of network capacity.

The region of interest (ROI) for users is the primary aspect to consider when watching videos. However, in contrast to 2D videos where the ROI can be easily obtained, determining the ROI in volumetric videos is not as straightforward due to their 3D nature. Firstly, there may be several objects within a user's field of vision, making it difficult to pinpoint the specific object of interest. Secondly, users are typically in motion, resulting in constantly changing viewing angles. Therefore, developing a quantitative indicator for volumetric ROI, which represents the level of attention a user devotes to a particular region, is an intriguing area of research.

With the emergence of the Metaverse, the current application focus has shifted towards multi-user scenarios [55]. However, limited research has been conducted on multi-user volumetric video. Time-series models that were previously utilized for viewport prediction cannot be directly applied in multi-user settings due to potential occlusions, interactions, and collaborations between users, which may impact viewport shifting. As a result, new models should be developed to learn how viewports interact with each other and the environment.

6.4 Streaming Optimization

Inspired by the concept of 360° video streaming [178], visibility-aware video streaming aims to transmit only the video content within a viewer’s field of view, optimizing the video streaming experience. However, this approach presents significant challenges that must be overcome to achieve its goals.

Firstly, selecting the appropriate bitrate is challenging due to the dynamic nature of network conditions, individual users’ behavioral patterns, and the complexity of volumetric videos. In particular, volumetric videos pose a significant challenge as different viewports may encompass varying amounts of video objects with different data sizes, resulting in an uncertain and cascading effect on bitrate adaptation.

Secondly, the unique 3D characteristics of objects in volumetric videos and their complex spatial relationships create a challenge in allocating bitrate in a precise and granular manner. Traditional approaches to unified bitrate assignment are inadequate in volumetric videos with 3D scenes and new data formats. Achieving a balance between maximizing quality of experience (QoE) and minimizing bandwidth usage through fine-grained bitrate allocation that takes into account spatial features is a significant challenge that must be addressed.

Lastly, handling rapid viewport changes is critical. With head-mounted displays, users can quickly change their viewport by turning their heads, resulting in sudden, frequent viewport switches. The streaming system needs to be able to react and adapt to rapid viewport changes without much latency or buffering. Fast viewport prediction and flexible segment fetching are required to provide a smooth viewing experience.

6.5 Privacy & Security Enhancement

Volumetric videos offer an immersive experience that can transport viewers to another world. However, this technology also raises a host of security concerns. One major issue is the potential for volumetric data to include highly sensitive biometric information, such as facial contours and gait patterns, which could be used for identification purposes. This information could be easily obtained if someone’s volumetric representation is available.

Another privacy concern comes from the viewer’s side, as head motion data can reveal a lot about a person’s psychological state. Researchers have found that head motion data can be linked to medical conditions like autism [69] and PTSD [93]. Moreover, there is mounting evidence that tracking data can be used to diagnose dementia [152, 167]. Overall, while volumetric videos offer a cutting-edge experience, their potential privacy and security risks must be carefully considered and addressed, unfortunately, few studies have focused on this issue.

One direct approach to preserving privacy is to use data perturbation [87], which involves adding a moderate amount of random noise to specific regions of sensitive data. This technique can help to mask biometric data or head motion information that could be used to infer a person’s psychological state or medical condition. However, this method is not foolproof and may not be effective against sophisticated attacks. Therefore, additional security measures such as encryption [142] and anonymization [107] may also be necessary to ensure confidentiality. It is worth noting that implementing privacy protection measures may require modifying the original data or adding complex modules to the system, which could affect performance. Thus, finding a balance between privacy and performance is an important consideration.

6.6 Compression Efficiency

The compression system has two main components: intra-frame compression and inter-frame compression. While much research has been devoted to developing and improving the 3D representations of intra-frame compression, inter-frame compression has received relatively little attention and thus presents numerous opportunities for further exploration. Specifically, there is a noticeable research gap in addressing the temporal redundancy of volumetric data, which is an area that warrants further investigation.

While compression algorithms are designed to minimize quality loss as perceived by the human visual system, they currently lack the ability to take into account the semantics of video content or identify which parts of a video are most important to viewers. Instead, they operate solely at the pixel level, such as points within a point cloud or vertices within a 3D mesh. However, advances in 3D vision have given machines the capability to extract semantic information from video content. By leveraging this information, it becomes possible to code most of the content at a higher level, resulting in more efficient compression and improved quality retention.

High-level representations can be leveraged for compression beyond the pixel level. In the case of volumetric video conferencing, the primary content transmitted is the human body and its facial expressions. Instead of coding at the pixel level, the motion of the human can be captured and used to reconstruct the current frame based on the reference frame's 3D motion and the human body's position. The motion of a human can be accurately represented using fewer than 100 parameters, which is significantly smaller than a 3D motion vector, making it an ideal choice for transmitting each frame. By utilizing these techniques, the efficiency of inter-frame compression for 3D content can be significantly improved.

6.7 Integrating Mobile Edge Computing

After analyzing the characteristics of volumetric video content and viewer behaviors, we find that: a large portion of video content is viewed repeatedly from slightly different angles, even over extended periods. This is not unexpected, as users have the freedom to navigate within the 3D world, while the majority of scenes and objects in the video background remain static.

Mobile edge computing (MEC) [97] has created numerous opportunities by using geo-distributed edge servers like base stations to cache frequently accessed content. This caching significantly reduces network latency and bandwidth consumption, thereby enhancing users' quality of experience (QoE) while saving on service costs. However, designing an edge caching system is a complex task that comes with several challenges. One major challenge in developing an edge caching system is resource allocation. It is crucial to allocate resources dynamically to ensure fairness in QoE while optimizing resource utilization. Storage, bandwidth, and processing power are resources that need to be allocated, and a mechanism must be developed to allocate them based on user demand, network conditions, and system load. Another significant challenge in designing an edge caching system is user mobility. As users move from one location to another, their proximity to edge nodes changes, affecting their QoE. To address this challenge, the system must be adaptive to user mobility patterns. The system should predict user movements and pre-cache content to ensure the content is available when the user moves to a new location. The placement of content in the edge caching system is another significant challenge. The system must decide which content to cache at which edge node, taking into account the popularity of the content, the frequency of access, and the resources available at each edge node. The system should also consider data privacy and security requirements when deciding where to place the content. In summary, while mobile edge computing presents significant opportunities for enhancing users' QoE and saving on

service costs, designing an edge caching system comes with challenges like resource allocation, user mobility, and content placement.

6.8 Merging with Large Language Models

Merging large language models (LLMs) [192], such as GPT-4 [110] or Claude [10], with volumetric video technology opens up a world of opportunities that pushes the boundaries of content creation, interaction, and personalization. When we integrate volumetric video with LLMs, we can add an extra feature: responsiveness. LLMs can understand and generate human-like text, making them capable of creating dynamic and contextually rich narratives. They can interact with users, respond to prompts, and even generate original content.

Take an educational application where historic events are recreated using volumetric video as an example. Students could walk around the event, exploring it from all angles. But with a LLM, this event isn't just a video – it is responsiveness. Students could ask questions to the characters, who respond with historically accurate information generated by the LLM. This creates a learning experience that is immersive, engaging, and deeply personalized.

The blend of volumetric video and LLMs also has immense potential in professional training contexts, from medical to mechanical, allowing trainees to explore a 3D scenario and interact with it in a realistic manner. It could be used in retail and fashion, where customers can interact with 3D models of clothing items and ask questions about material, fit, etc.

Indeed, the fusion of LLMs and volumetric video technology is a powerful combination that can significantly enhance our digital experiences. It is a promising horizon in the field of AI and video technology, offering a plethora of untapped opportunities.

6.9 Incorporating AI-Generated Content

The integration of AI-generated content (AIGC) [168] with volumetric video presents numerous research opportunities. AIGC has the potential to enhance the creation process of volumetric video by generating high-quality 3D content from fewer camera perspectives [7, 139] or text-driven input [86, 118], thus reducing the complexity and cost of production. Additionally, AIGC can fill in missing data or correct errors in captured footage, ultimately improving the quality and realism of the final output. Research in this area could focus on developing more efficient and accurate AI algorithms for volumetric video generation and editing.

Despite the potential benefits, several significant challenges and ethical implications must be addressed. The lifelike and immersive nature of AIGC-powered volumetric video raises concerns about deepfakes and the potential for misuse in spreading disinformation. Therefore, it's crucial for research in this area to consider how to prevent or detect such misuse. Additionally, the high computational requirements of these systems could exacerbate digital divide issues, potentially limiting access to this technology. Finally, privacy concerns are paramount as volumetric videos can capture detailed personal information.

The intersection of volumetric video and AIGC is a promising area for research with potential benefits across various fields. However, it's essential to address the technical, ethical, and social challenges to ensure the responsible development and use of this technology.

7 CONCLUSION

In conclusion, this survey paper has offered a comprehensive and in-depth examination of volumetric video, an emerging technology poised to transform various industries. We have provided a thorough system overview, covering representations, datasets, and quality assessment, and followed with a detailed exploration of the entire pipeline from capturing to display. We have delved into the various applications and future opportunities that volumetric video presents.

As technology continues to advance, we can expect volumetric video to play a pivotal role in shaping the future of these industries. This survey paper serves as a valuable resource for researchers, practitioners, and enthusiasts interested in the dynamic field of volumetric video, providing a solid foundation for further exploration and innovation.

REFERENCES

- [1] Panos Achlioptas, Olga Diamanti, Ioannis Mitliagkas, and Leonidas J. Guibas. 2018. Learning Representations and Generative Models for 3D Point Clouds. In *Proceedings of the 35th International Conference on Machine Learning, ICML 2018, Stockholm, Sweden, July 10-15, 2018 (Proceedings of Machine Learning Research, Vol. 80)*. PMLR, 40–49.
- [2] Kurt Akeley, Simon J. Watt, Ahna Reza Girshick, and Martin S. Banks. 2004. A stereo display prototype with multiple focal distances. *ACM Trans. Graph.* 23, 3 (2004), 804–813.
- [3] Kaan Aksit, Ward Lopes, Jonghyun Kim, Peter Shirley, and David Luebke. 2017. Near-eye varifocal augmented reality display using see-through screens. *ACM Trans. Graph.* 36, 6 (2017), 189:1–189:13.
- [4] Mitko Aleksandrov, Sisi Zlatanova, and David J. Heslop. 2021. Voxelisation Algorithms and Data Structures: A Review. *Sensors* 21, 24 (2021), 8241.
- [5] Evangelos Alexiou and Touradj Ebrahimi. 2020. Towards a Point Cloud Structural Similarity Metric. In *2020 IEEE International Conference on Multimedia & Expo Workshops, ICME Workshops 2020, London, UK, July 6-10, 2020*. IEEE, 1–6.
- [6] Evangelos Alexiou, Yana Nehmé, Emin Zerman, Irene Viola, Guillaume Lavoué, Ali Ak, Aljosa Smolic, Patrick Le Callet, and Pablo Cesar. 2023. Subjective and objective quality assessment for volumetric video. In *Immersive Video Technologies*. Elsevier, 501–552.
- [7] Thiemo Aaldieck, Mihai Zanfir, and Cristian Sminchisescu. 2022. Photorealistic Monocular 3D Reconstruction of Humans Wearing Clothing. In *IEEE/CVF Conference on Computer Vision and Pattern Recognition, CVPR 2022, New Orleans, LA, USA, June 18-24, 2022*. IEEE, 1496–1505.
- [8] Pierre Alliez and Mathieu Desbrun. 2001. Valence-Driven Connectivity Encoding for 3D Meshes. *Comput. Graph. Forum* 20, 3 (2001), 480–489.
- [9] Sameer Ansari, Neal Wadhwa, Rahul Garg, and Jiawen Chen. 2019. Wireless Software Synchronization of Multiple Distributed Cameras. In *IEEE International Conference on Computational Photography, ICCP 2019, Tokyo, Japan, May 15-17, 2019*. IEEE, 1–9.
- [10] Anthropic. 2023. Introducing Claude. Retrieved June 27, 2023 from <https://www.anthropic.com/index/introducing-claude>
- [11] John G. Apostolopoulos, Philip A. Chou, W. Bruce Culbertson, Ton Kalker, Mitchell D. Trott, and Susie J. Wee. 2012. The Road to Immersive Communication. *Proc. IEEE* 100, 4 (2012), 974–990.
- [12] Bruno Rodrigues De Araújo, Daniel S. Lopes, Pauline Jepp, Joaquim A. Jorge, and Brian Wyvill. 2015. A Survey on Implicit Surface Polygonization. *ACM Comput. Surv.* 47, 4 (2015), 60:1–60:39.
- [13] Arash Asadi, Qing Wang, and Vincenzo Mancuso. 2014. A Survey on Device-to-Device Communication in Cellular Networks. *IEEE Commun. Surv. Tutorials* 16, 4 (2014), 1801–1819.
- [14] Ulf Assarsson and Tomas Möller. 2000. Optimized View Frustum Culling Algorithms for Bounding Boxes. *J. Graphics, GPU, & Game Tools* 5, 1 (2000), 9–22.
- [15] David Bommes, Bruno Lévy, Nico Pietroni, Enrico Puppo, Cláudio T. Silva, Marco Tarini, and Denis Zorin. 2013. Quad-Mesh Generation and Processing: A Survey. *Comput. Graph. Forum* 32, 6 (2013), 51–76.
- [16] Marie-Paule Cani and Mathieu Desbrun. 1997. Animation of Deformable Models Using Implicit Surfaces. *IEEE Trans. Vis. Comput. Graph.* 3, 1 (1997), 39–50.
- [17] Shing-Chow Chan, King To Ng, Zhi-Feng Gan, Kin-Lok Chan, and Heung-Yeung Shum. 2005. The plenoptic video. *IEEE Trans. Circuits Syst. Video Technol.* 15, 12 (2005), 1650–1659.
- [18] Jen-Hao Rick Chang, B. V. K. Vijaya Kumar, and Aswin C. Sankaranarayanan. 2018. Towards multifocal displays with dense focal stacks. *ACM Trans. Graph.* 37, 6 (2018), 198.
- [19] Anpei Chen, Zexiang Xu, Andreas Geiger, Jingyi Yu, and Hao Su. 2022. TensoRF: Tensorial Radiance Fields. In *Computer Vision - ECCV 2022 - 17th European Conference, Tel Aviv, Israel, October 23-27, 2022, Proceedings, Part XXXII (Lecture Notes in Computer Science, Vol. 13692)*. Springer, 333–350.
- [20] Yanjiao Chen, Kaishun Wu, and Qian Zhang. 2015. From QoS to QoE: A Tutorial on Video Quality Assessment. *IEEE Commun. Surv. Tutorials* 17, 2 (2015), 1126–1165.
- [21] Zhiqin Chen, Thomas Funkhouser, Peter Hedman, and Andrea Tagliasacchi. 2023. Mobilenerf: Exploiting the polygon rasterization pipeline for efficient neural field rendering on mobile architectures. In *Proceedings of the IEEE/CVF Conference on Computer Vision and Pattern Recognition*. 16569–16578.

- [22] Shyamprasad Chikkerur, Vijay Sundaram, Martin Reisslein, and Lina J. Karam. 2011. Objective Video Quality Assessment Methods: A Classification, Review, and Performance Comparison. *IEEE Trans. Broadcast.* 57, 2 (2011), 165–182.
- [23] Paolo Cignoni, Marco Callieri, Massimiliano Corsini, Matteo Dellepiane, Fabio Ganovelli, and Guido Ranzuglia. 2008. MeshLab: an Open-Source Mesh Processing Tool. In *Eurographics Italian Chapter Conference 2008, Salerno, Italy, 2008*. Eurographics, 129–136.
- [24] Roger J. Clarke. 1999. Image and video compression: A survey. *Int. J. Imaging Syst. Technol.* 10, 1 (1999), 20–32.
- [25] Sean Clarkson, Jonathan Wheat, Ben Heller, James Webster, and Simon Choppin. 2013. Distortion correction of depth data from consumer depth cameras. *3D Body Scanning Technologies, Long Beach, California, Hometrica Consulting* (2013), 426–437.
- [26] HTC Corporation. 2023. VIVE: Discover Virtual Reality Beyond Imagination. Retrieved June 14, 2023 from <https://www.vive.com/>
- [27] Intel Corporation. 2023. Intel RealSense. Retrieved June 27, 2023 from <https://www.anthropic.com/index/introducing-claude>
- [28] Luís Alberto da Silva Cruz, Emil Dumic, Evangelos Alexiou, João Prazeres, Carlos Rafael Duarte, Manuela Pereira, António M. G. Pinheiro, and Touradj Ebrahimi. 2019. Point cloud quality evaluation: Towards a definition for test conditions. In *11th International Conference on Quality of Multimedia Experience QoMEX 2019, Berlin, Germany, June 5-7, 2019*. IEEE, 1–6.
- [29] Peng Dai, Yinda Zhang, Zhuwen Li, Shuaicheng Liu, and Bing Zeng. 2020. Neural point cloud rendering via multi-plane projection. In *Proceedings of the IEEE/CVF Conference on Computer Vision and Pattern Recognition*. 7830–7839.
- [30] Nhu-Ngoc Dao, Anh-Tien Tran, Ngo Hoang Tu, Tran Thien Thanh, Vo Nguyen Quoc Bao, and Sungrae Cho. 2022. A Contemporary Survey on Live Video Streaming from a Computation-Driven Perspective. *ACM Comput. Surv.* 54, 10s (2022), 202:1–202:38.
- [31] Michael Deering. 1995. Geometry compression. In *Proceedings of the 22nd Annual Conference on Computer Graphics and Interactive Techniques, SIGGRAPH 1995, Los Angeles, CA, USA, August 6-11, 1995*. ACM, 13–20.
- [32] Chenxi Lola Deng and Enzo Tartaglione. 2023. Compressing Explicit Voxel Grid Representations: fast NeRFs become also small. In *IEEE/CVF Winter Conference on Applications of Computer Vision, WACV 2023, Waikoloa, HI, USA, January 2-7, 2023*. IEEE, 1236–1245.
- [33] Eugene d’Eon, Bob Harrison, Taos Myers, and Philip A. Chou. 2017. 8i Voxelized Full Bodies - A Voxelized Point Cloud Dataset. *ISO/IEC JTC1/SC29 Joint WG11/WG1 (MPEG/JPEG) input document WG11M40059/WG1M74006* (2017).
- [34] Olivier Devillers and Pierre-Marie Gandoin. 2000. Geometric compression for interactive transmission. In *11th IEEE Visualization Conference, IEEE Vis 2000, Salt Lake City, UT, USA, October 8-13, 2000, Proceedings*. IEEE Computer Society and ACM, 319–326.
- [35] Rafael Diniz, Pedro Garcia Freitas, and Mylène C. Q. Farias. 2020. Local Luminance Patterns for Point Cloud Quality Assessment. In *22nd IEEE International Workshop on Multimedia Signal Processing, MMSP 2020, Tampere, Finland, September 21-24, 2020*. IEEE, 1–6.
- [36] Rafael Diniz, Pedro Garcia Freitas, and Mylène C. Q. Farias. 2020. Multi-Distance Point Cloud Quality Assessment. In *IEEE International Conference on Image Processing, ICIP 2020, Abu Dhabi, United Arab Emirates, October 25-28, 2020*. IEEE, 3443–3447.
- [37] Rafael Diniz, Pedro Garcia Freitas, and Mylène C. Q. Farias. 2020. Towards a Point Cloud Quality Assessment Model using Local Binary Patterns. In *Twelfth International Conference on Quality of Multimedia Experience, QoMEX 2020, Athlone, Ireland, May 26-28, 2020*. IEEE, 1–6.
- [38] David Dunn, Cary Tippetts, Kent Torell, Petr Kellnhofer, Kaan Aksit, Piotr Didyk, Karol Myszkowski, David Luebke, and Henry Fuchs. 2017. Wide Field Of View Varifocal Near-Eye Display Using See-Through Deformable Membrane Mirrors. *IEEE Trans. Vis. Comput. Graph.* 23, 4 (2017), 1322–1331.
- [39] Elena Dzardanova and Vlasios Kasapakis. 2023. Virtual Reality: A Journey From Vision to Commodity. *IEEE Ann. Hist. Comput.* 45, 1 (2023), 18–30.
- [40] Carmen Egido. 1988. Video Conferencing as a Technology to Support Group Work: A Review of its Failures. In *CSCW ’88, Proceedings of the Conference on Computer-Supported Cooperative Work, Portland, OR, USA, September 26-28, 1988*. ACM, 13–24.
- [41] Peter Eisert, Oliver Schreer, Ingo Feldmann, Cornelius Hellge, and Anna Hilsmann. 2023. Volumetric video–acquisition, interaction, streaming and rendering. In *Immersive Video Technologies*. Elsevier, 289–326.
- [42] Ching-Ling Fan, Wen-Chih Lo, Yu-Tung Pai, and Cheng-Hsin Hsu. 2019. A Survey on 360° Video Streaming: Acquisition, Transmission, and Display. *ACM Comput. Surv.* 52, 4 (2019), 71:1–71:36.
- [43] Sara Fridovich-Keil, Alex Yu, Matthew Tancik, Qinhong Chen, Benjamin Recht, and Angjoo Kanazawa. 2022. Plenoxels: Radiance Fields without Neural Networks. In *IEEE/CVF Conference on Computer Vision and Pattern Recognition, CVPR 2022, New Orleans, LA, USA, June 18-24, 2022*. IEEE, 5491–5500.

- [44] Diogo C. Garcia and Ricardo L. de Queiroz. 2017. Context-based octree coding for point-cloud video. In *2017 IEEE International Conference on Image Processing, ICIP 2017, Beijing, China, September 17-20, 2017*. IEEE, 1412–1416.
- [45] Jianping Gou, Baosheng Yu, Stephen J. Maybank, and Dacheng Tao. 2021. Knowledge Distillation: A Survey. *Int. J. Comput. Vis.* 129, 6 (2021), 1789–1819.
- [46] Jens Grubert, Tobias Langlotz, Stefanie Zollmann, and Holger Regenbrecht. 2017. Towards Pervasive Augmented Reality: Context-Awareness in Augmented Reality. *IEEE Trans. Vis. Comput. Graph.* 23, 6 (2017), 1706–1724.
- [47] André F. R. Guarda, Nuno M. M. Rodrigues, and Fernando Pereira. 2019. Deep Learning-Based Point Cloud Coding: A Behavior and Performance Study. In *8th European Workshop on Visual Information Processing, EUVIP 2019, Rome, Italy, October 28-31, 2019*. IEEE, 34–39.
- [48] André F. R. Guarda, Nuno M. M. Rodrigues, and Fernando Pereira. 2019. Point Cloud Coding: Adopting a Deep Learning-based Approach. In *Picture Coding Symposium, PCS 2019, Ningbo, China, November 12-15, 2019*. IEEE, 1–5.
- [49] Stefan Gumhold and Wolfgang Straßer. 1998. Real Time Compression of Triangle Mesh Connectivity. In *Proceedings of the 25th Annual Conference on Computer Graphics and Interactive Techniques, SIGGRAPH 1998, Orlando, FL, USA, July 19-24, 1998*. ACM, 133–140.
- [50] Yulan Guo, Hanyun Wang, Qingyong Hu, Hao Liu, Li Liu, and Mohammed Bannamoun. 2021. Deep Learning for 3D Point Clouds: A Survey. *IEEE Trans. Pattern Anal. Mach. Intell.* 43, 12 (2021), 4338–4364.
- [51] Yuan-Chen Guo, Yan-Pei Cao, Chen Wang, Yu He, Ying Shan, Xiaohu Qie, and Song-Hai Zhang. 2023. VMesh: Hybrid Volume-Mesh Representation for Efficient View Synthesis. *arXiv preprint arXiv:2303.16184* (2023).
- [52] Jesús Gutiérrez, Pablo Pérez, Marta Orduna, Ashutosh Singla, Carlos Cortés, Pramit Mazumdar, Irene Viola, Kjell Brunnström, Federica Battisti, Natalia Cieplinska, Dawid Juszka, Lucjan Janowski, Mikolaj Leszczuk, Anthony Adeyemi-Ejeye, Yaosi Hu, Zhenzhong Chen, Glenn Van Wallendaël, Peter Lambert, César Díaz, John Hedlund, Omar Hamsis, Stephan Fremerey, Frank Hofmeyer, Alexander Raake, Pablo César, Marco Carli, and Narciso García. 2022. Subjective Evaluation of Visual Quality and Simulator Sickness of Short 360° Videos: ITU-T Rec. P.919. *IEEE Trans. Multimed.* 24 (2022), 3087–3100.
- [53] Bo Han. 2019. Mobile Immersive Computing: Research Challenges and the Road Ahead. *IEEE Commun. Mag.* 57, 10 (2019), 112–118.
- [54] Bo Han, Yu Liu, and Feng Qian. 2020. ViVo: visibility-aware mobile volumetric video streaming. In *MobiCom '20: The 26th Annual International Conference on Mobile Computing and Networking, London, United Kingdom, September 21-25, 2020*. ACM, 11:1–11:13.
- [55] Bo Han, Parth Pathak, Songqing Chen, and Lap-Fai Craig Yu. 2022. CoMIC: A Collaborative Mobile Immersive Computing Infrastructure for Conducting Multi-user XR Research. *IEEE Network* (2022), 1–9.
- [56] Song Han, Huizi Mao, and William J. Dally. 2016. Deep Compression: Compressing Deep Neural Network with Pruning, Trained Quantization and Huffman Coding. In *4th International Conference on Learning Representations, ICLR 2016, San Juan, Puerto Rico, May 2-4, 2016, Conference Track Proceedings*.
- [57] Zhizhong Han, Zhenbao Liu, Chi-Man Vong, Yu-Shen Liu, Shuhui Bu, Junwei Han, and C. L. Philip Chen. 2018. Deep Spatiality: Unsupervised Learning of Spatially-Enhanced Global and Local 3D Features by Deep Neural Network With Coupled Softmax. *IEEE Trans. Image Process.* 27, 6 (2018), 3049–3063.
- [58] Robert T. Held and Martin S. Banks. 2008. Misperceptions in stereoscopic displays: a vision science perspective. In *Proceedings of the 5th Symposium on Applied Perception in Graphics and Visualization, APGV 2008, Los Angeles, California, USA, August 9-10, 2008 (ACM International Conference Proceeding Series)*. ACM, 23–32.
- [59] Alain Horé and Djemel Ziou. 2010. Image Quality Metrics: PSNR vs. SSIM. In *20th International Conference on Pattern Recognition, ICPR 2010, Istanbul, Turkey, 23-26 August 2010*. IEEE Computer Society, 2366–2369.
- [60] Ildikó Horváth. 2016. Innovative engineering education in the cooperative VR environment. In *7th IEEE International Conference on Cognitive Infocommunications, CogInfoCom 2016, Wroclaw, Poland, October 16-18, 2016*. IEEE, 359–364.
- [61] Kaiyuan Hu, Yili Jin, Haowen Yang, Junhua Liu, and Fangxin Wang. 2023. FSVVD: A Dataset of Full Scene Volumetric Video. In *Proceedings of the 14th Conference on ACM Multimedia Systems, MMSys 2023, Vancouver, BC, Canada, June 7-10, 2023*. ACM, 410–415.
- [62] Lei Hua, Mei Yu, Gangyi Jiang, Zhouyan He, and Yaoya Lin. 2020. VQA-CPC: A novel visual quality assessment metric of color point clouds. In *Optoelectronic Imaging and Multimedia Technology VII*, Vol. 11550. SPIE, 244–252.
- [63] Di Huang, Sida Peng, Tong He, Xiaowei Zhou, and Wanli Ouyang. 2022. Ponder: Point cloud pre-training via neural rendering. *arXiv preprint arXiv:2301.00157* (2022).
- [64] Apple Inc. 2023. Introducing Apple Vision Pro. Retrieved June 14, 2023 from <https://www.apple.com/apple-vision-pro/>
- [65] Epic Games Inc. 2023. Unreal Engine: The most powerful real-time 3D creation tool. Retrieved June 14, 2023 from <https://www.unrealengine.com/>
- [66] ITU. 2023. ITU: Committed to connecting the world. Retrieved June 27, 2023 from <https://www.itu.int/>
- [67] Benoit Jacob, Skirmantas Kligys, Bo Chen, Menglong Zhu, Matthew Tang, Andrew G. Howard, Hartwig Adam, and Dmitry Kalenichenko. 2018. Quantization and Training of Neural Networks for Efficient Integer-Arithmetic-Only

- Inference. In *2018 IEEE Conference on Computer Vision and Pattern Recognition, CVPR 2018, Salt Lake City, UT, USA, June 18-22, 2018*. Computer Vision Foundation / IEEE Computer Society, 2704–2713.
- [68] Max Jaderberg, Andrea Vedaldi, and Andrew Zisserman. 2014. Speeding up Convolutional Neural Networks with Low Rank Expansions. In *British Machine Vision Conference, BMVC 2014, Nottingham, UK, September 1-5, 2014*. BMVA Press.
- [69] William Jarrold, Peter Mundy, Mary Gwaltney, Jeremy Bailenson, Naomi Hatt, Nancy McIntyre, Kwanguk Kim, Marjorie Solomon, Stephanie Novotny, and Lindsay Swain. 2013. Social attention in a virtual public speaking task in higher functioning children with autism. *Autism Research* 6, 5 (2013), 393–410.
- [70] Juha Kannisto, Timo Vanhatupa, Marko Hämmikäinen, and Timo Hämmäläinen. 2004. Precision Time Protocol Prototype on Wireless LAN. In *Telecommunications and Networking - ICT 2004, 11th International Conference on Telecommunications, Fortaleza, Brazil, August 1-6, 2004, Proceedings (Lecture Notes in Computer Science, Vol. 3124)*. Springer, 1236–1245.
- [71] Zach Karni and Craig Gotsman. 2000. Spectral compression of mesh geometry. In *Proceedings of the 27th Annual Conference on Computer Graphics and Interactive Techniques, SIGGRAPH 2000, New Orleans, LA, USA, July 23-28, 2000*. ACM, 279–286.
- [72] Kemal Kilic, Menekse G. Saygi, and Semih Onur Sezer. 2017. A mathematical model for personalized advertisement in virtual reality environments. *Math. Methods Oper. Res.* 85, 2 (2017), 241–264.
- [73] Arnold Knapp. 1938. An Introduction to Clinical Perimetry. *Archives of Ophthalmology* 20, 6 (1938), 1116–1117.
- [74] Maja Krivokuća, Philip A. Chou, and Patrick Savill. 2018. 8i Voxelized Surface Light Field Dataset. *ISO/IEC JTC1/SC29 WG11 (MPEG) input document m42914* (2018).
- [75] Kate E Laver, Belinda Lange, Stacey George, Judith E Deutsch, Gustavo Saposnik, and Maria Crotty. 2017. Virtual reality for stroke rehabilitation. *Cochrane database of systematic reviews* 11 (2017).
- [76] Guillaume Lavoué. 2011. A Multiscale Metric for 3D Mesh Visual Quality Assessment. *Comput. Graph. Forum* 30, 5 (2011), 1427–1437.
- [77] Kyungjin Lee, Juheon Yi, Youngki Lee, Sunghyun Choi, and Young Min Kim. 2020. GROOT: a real-time streaming system of high-fidelity volumetric videos. In *MobiCom '20: The 26th Annual International Conference on Mobile Computing and Networking, London, United Kingdom, September 21-25, 2020*. ACM, 57:1–57:14.
- [78] Chenghao Li, Chaoning Zhang, Atish Waghvase, Lik-Hang Lee, François Rameau, Yang Yang, Sung-Ho Bae, and Choong Seon Hong. 2023. Generative AI meets 3D: A Survey on Text-to-3D in AIGC Era. *CoRR* abs/2305.06131 (2023).
- [79] Jie Li, Huiyu Wang, Zhi Liu, Pengyuan Zhou, Xianfu Chen, Qiyue Li, and Richang Hong. 2023. Towards Optimal Real-time Volumetric Video Streaming: A Rolling Optimization and Deep Reinforcement Learning Based Approach. *IEEE Transactions on Circuits and Systems for Video Technology* (2023).
- [80] Jie Li, Cong Zhang, Zhi Liu, Richang Hong, and Han Hu. 2023. Optimal Volumetric Video Streaming With Hybrid Saliency Based Tiling. *IEEE Trans. Multim.* 25 (2023), 2939–2953.
- [81] Lingzhi Li, Zhen Shen, Zhongshu Wang, Li Shen, and Liefeng Bo. 2023. Compressing volumetric radiance fields to 1 mb. In *Proceedings of the IEEE/CVF Conference on Computer Vision and Pattern Recognition*. 4222–4231.
- [82] Ruihui Li, Xianzhi Li, Chi-Wing Fu, Daniel Cohen-Or, and Pheng-Ann Heng. 2019. PU-GAN: A Point Cloud Upsampling Adversarial Network. In *2019 IEEE/CVF International Conference on Computer Vision, ICCV 2019, Seoul, Korea (South), October 27 - November 2, 2019*. IEEE, 7202–7211.
- [83] Zhuo Li and Lin Meng. 2022. A survey of model pruning for deep neural network. In *Proceedings of the 4th International Symposium on Advanced Technologies and Applications in the Internet of Things (ATAIT 2022), Ibaraki and Virtual, Japan, August 24-26, 2022 (CEUR Workshop Proceedings, Vol. 3198)*. CEUR-WS.org, 25–34.
- [84] Wei Liang, Pengfei Xu, Ling Guo, Heng Bai, Yang Zhou, and Feng Chen. 2021. A survey of 3D object detection. *Multim. Tools Appl.* 80, 19 (2021), 29617–29641.
- [85] Zujie Liang and Fan Liang. 2022. TransPCC: Towards Deep Point Cloud Compression via Transformers. In *ICMR '22: International Conference on Multimedia Retrieval, Newark, NJ, USA, June 27 - 30, 2022*. ACM, 1–5.
- [86] Chen-Hsuan Lin, Jun Gao, Luming Tang, Towaki Takikawa, Xiaohui Zeng, Xun Huang, Karsten Kreis, Sanja Fidler, Ming-Yu Liu, and Tsung-Yi Lin. 2023. Magic3d: High-resolution text-to-3d content creation. In *Proceedings of the IEEE/CVF Conference on Computer Vision and Pattern Recognition*. 300–309.
- [87] Ao Liu, Lirong Xia, Andrew T. Duchowski, Reynold Bailey, Kenneth Holmqvist, and Eakta Jain. 2019. Differential privacy for eye-tracking data. In *Proceedings of the 11th ACM Symposium on Eye Tracking Research & Applications, ETRA 2019, Denver, CO, USA, June 25-28, 2019*. ACM, 28:1–28:10.
- [88] Junhua Liu, Boxiang Zhu, Fangxin Wang, Yili Jin, Wenyi Zhang, Zihan Xu, and Shuguang Cui. 2023. CaV3: Cache-assisted Viewport Adaptive Volumetric Video Streaming. In *IEEE Conference Virtual Reality and 3D User Interfaces, VR 2023, Shanghai, China, March 25-29, 2023*. IEEE, 173–183.

- [89] Yu Liu, Bo Han, Feng Qian, Arvind Narayanan, and Zhi-Li Zhang. 2022. Vues: practical mobile volumetric video streaming through multiview transcoding. In *ACM MobiCom '22: The 28th Annual International Conference on Mobile Computing and Networking, Sydney, NSW, Australia, October 17 - 21, 2022*. ACM, 514–527.
- [90] Zhi Liu, Qiyue Li, Xianfu Chen, Celimuge Wu, Susumu Ishihara, Jie Li, and Yusheng Ji. 2021. Point Cloud Video Streaming: Challenges and Solutions. *IEEE Netw.* 35, 5 (2021), 202–209.
- [91] Sony Interactive Entertainment LLC. 2023. PlayStation VR: Immerse yourself in incredible virtual reality games and experiences. Retrieved June 14, 2023 from <https://www.playstation.com/ps-vr>
- [92] Charles Loop, Qin Cai, Sergio Orts Escolano, and Philip A. Chou. 2021. JPEG Pleno Database: Microsoft Voxelized Upper Bodies - A Voxelized Point Cloud Dataset. *ISO/IEC JTC1/SC29 Joint WG11/WG1 (MPEG/JPEG) input document m38673/M72012* (2021).
- [93] Laura Loucks, Carly Yasinski, Seth D Norrholm, Jessica Maples-Keller, Loren Post, Liza Zwiebach, Devika Fiorillo, Megan Goodlin, Tanja Jovanovic, Albert A Rizzo, et al. 2019. You can do that?!: Feasibility of virtual reality exposure therapy in the treatment of PTSD due to military sexual trauma. *Journal of anxiety disorders* 61 (2019), 55–63.
- [94] Gordon D. Love, David M. Hoffman, Philip J.W. Hands, James Gao, Andrew K. Kirby, and Martin S. Banks. 2009. High-speed switchable lens enables the development of a volumetric stereoscopic display. *Opt. Express* 17, 18 (2009), 15716–15725.
- [95] George Lucas and Moray Powell. 1977. *Star wars*. Royal Blind Society of New South Wales.
- [96] Tanwi Mallick, Partha Pratim Das, and Arun Kumar Majumdar. 2014. Characterizations of Noise in Kinect Depth Images: A Review. *IEEE Sensors Journal* 14, 6 (2014), 1731–1740.
- [97] Yuyi Mao, Changsheng You, Jun Zhang, Kaibin Huang, and Khaled Ben Letaief. 2017. A Survey on Mobile Edge Computing: The Communication Perspective. *IEEE Commun. Surv. Tutorials* 19, 4 (2017), 2322–2358.
- [98] Belén Masiá, Gordon Wetzstein, Piotr Didyk, and Diego Gutierrez. 2013. A survey on computational displays: Pushing the boundaries of optics, computation, and perception. *Comput. Graph.* 37, 8 (2013), 1012–1038.
- [99] Olivier Mercier, Yusuf Sulai, Kevin J. MacKenzie, Marina Zannoli, James Hillis, Derek Nowrouzezahrai, and Douglas Lanman. 2017. Fast gaze-contingent optimal decompositions for multifocal displays. *ACM Trans. Graph.* 36, 6 (2017), 237:1–237:15.
- [100] Gabriel Meynet, Julie Digne, and Guillaume Lavoué. 2019. PC-MSDM: A quality metric for 3D point clouds. In *11th International Conference on Quality of Multimedia Experience QoMEX 2019, Berlin, Germany, June 5-7, 2019*. IEEE, 1–3.
- [101] Gabriel Meynet, Yana Nehmé, Julie Digne, and Guillaume Lavoué. 2020. PCQM: A Full-Reference Quality Metric for Colored 3D Point Clouds. In *Twelfth International Conference on Quality of Multimedia Experience, QoMEX 2020, Athlone, Ireland, May 26-28, 2020*. IEEE, 1–6.
- [102] Microsoft. 2023. About Azure Kinect DK. Retrieved July 12, 2023 from <https://learn.microsoft.com/en-us/azure/kinect-dk/about-azure-kinect-dk>
- [103] Ben Mildenhall, Pratul P. Srinivasan, Matthew Tanck, Jonathan T. Barron, Ravi Ramamoorthi, and Ren Ng. 2022. NeRF: representing scenes as neural radiance fields for view synthesis. *Commun. ACM* 65, 1 (2022), 99–106.
- [104] Yue Ming, Xuyang Meng, Chunxiao Fan, and Hui Yu. 2021. Deep learning for monocular depth estimation: A review. *Neurocomputing* 438 (2021), 14–33.
- [105] MPEG. 2023. MPEG Point Cloud Compression. Retrieved June 27, 2023 from <https://mpeg-pcc.org/>
- [106] MPEG. 2023. MPEG: The Moving Picture Experts Group. Retrieved June 27, 2023 from <https://mpeg.chiariglione.org/>
- [107] Suntherasvaran Murthy, Asmidar Abu Bakar, Fiza Abdul Rahim, and Ramona Ramli. 2019. A Comparative Study of Data Anonymization Techniques. In *5th IEEE International Conference on Big Data Security on Cloud, IEEE International Conference on High Performance and Smart Computing, and IEEE International Conference on Intelligent Data and Security, BigDataSecurity/HPSC/IDS 2019, Washington, DC, USA, May 27-29, 2019*. IEEE, 306–309.
- [108] Marcus J. Nadenau, Julien Reichel, and Murat Kunt. 2003. Wavelet-based color image compression: exploiting the contrast sensitivity function. *IEEE Trans. Image Process.* 12, 1 (2003), 58–70.
- [109] Richard A. Newcombe, Shahram Izadi, Otmar Hilliges, David Molyneaux, David Kim, Andrew J. Davison, Pushmeet Kohli, Jamie Shotton, Steve Hodges, and Andrew W. Fitzgibbon. 2011. KinectFusion: Real-time dense surface mapping and tracking. In *10th IEEE International Symposium on Mixed and Augmented Reality, ISMAR 2011, Basel, Switzerland, October 26-29, 2011*. IEEE Computer Society, 127–136.
- [110] OpenAI. 2023. GPT-4. Retrieved June 27, 2023 from <https://openai.com/gpt-4>
- [111] Steven J. Owen. 1998. A Survey of Unstructured Mesh Generation Technology. In *Proceedings of the 7th International Meshing Roundtable, IMR 1998, Dearborn, Michigan, USA, October 26-28, 1998*. 239–267.
- [112] Rafael Pagés, Emin Zerman, Konstantinos Amplianitis, Jan Ondřej, and Aljosa Smolic. 2021. Volograms & V-SENSE Volumetric Video Dataset. *ISO/IEC JTC1/SC29/WG07 MPEG2021/m56767* (2021).
- [113] Stephen E Palmer. 1999. *Vision science: Photons to phenomenology*. MIT press.
- [114] Yixin Pan, Irene Cheng, and Anup Basu. 2005. Quality metric for approximating subjective evaluation of 3-D objects. *IEEE Trans. Multim.* 7, 2 (2005), 269–279.

- [115] George Papagiannakis, Nikos Lydatakis, Steve Kateros, Stelios Georgiou, and Paul Zikas. 2018. Transforming medical education and training with VR using M.A.G.E.S. In *SIGGRAPH Asia 2018 Posters, Tokyo, Japan, December 04-07, 2018*. ACM, 83:1–83:2.
- [116] Grzegorz Pastuszak and Andrzej Abramowski. 2016. Algorithm and Architecture Design of the H.265/HEVC Intra Encoder. *IEEE Trans. Circuits Syst. Video Technol.* 26, 1 (2016), 210–222.
- [117] Hanspeter Pfister, Matthias Zwicker, Jeroen Van Baar, and Markus Gross. 2000. Surfels: Surface elements as rendering primitives. In *Proceedings of the 27th annual conference on Computer graphics and interactive techniques*. 335–342.
- [118] Ben Poole, Ajay Jain, Jonathan T. Barron, and Ben Mildenhall. 2023. DreamFusion: Text-to-3D using 2D Diffusion. In *The Eleventh International Conference on Learning Representations, ICLR 2023, Kigali, Rwanda, May 1-5, 2023*. OpenReview.net.
- [119] Charles Ruizhongtai Qi, Li Yi, Hao Su, and Leonidas J. Guibas. 2017. PointNet++: Deep Hierarchical Feature Learning on Point Sets in a Metric Space. In *Advances in Neural Information Processing Systems 30: Annual Conference on Neural Information Processing Systems 2017, December 4-9, 2017, Long Beach, CA, USA*. 5099–5108.
- [120] Feng Qian, Bo Han, Jarrell Pair, and Vijay Gopalakrishnan. 2019. Toward Practical Volumetric Video Streaming on Commodity Smartphones. In *Proceedings of the 20th International Workshop on Mobile Computing Systems and Applications, HotMobile 2019, Santa Cruz, CA, USA, February 27-28, 2019*. ACM, 135–140.
- [121] Maurice Quach, Giuseppe Valenzise, and Frédéric Dufaux. 2019. Learning Convolutional Transforms for Lossy Point Cloud Geometry Compression. In *2019 IEEE International Conference on Image Processing, ICIP 2019, Taipei, Taiwan, September 22-25, 2019*. IEEE, 4320–4324.
- [122] Maurice Quach, Giuseppe Valenzise, and Frédéric Dufaux. 2020. Improved Deep Point Cloud Geometry Compression. In *22nd IEEE International Workshop on Multimedia Signal Processing, MMSp 2020, Tampere, Finland, September 21-24, 2020*. IEEE, 1–6.
- [123] Marie-Julie Rakotosaona, Fabian Manhardt, Diego Martin Arroyo, Michael Niemeyer, Abhijit Kundu, and Federico Tombari. 2023. NeRFMeshing: Distilling Neural Radiance Fields into Geometrically-Accurate 3D Meshes. *arXiv preprint arXiv:2303.09431* (2023).
- [124] Jack Ratcliffe, Francesco Soave, Nick Bryan-Kinns, Laurissa Tokarchuk, and Ildar Farkhatdinov. 2021. Extended Reality (XR) Remote Research: a Survey of Drawbacks and Opportunities. In *CHI '21: CHI Conference on Human Factors in Computing Systems, Virtual Event / Yokohama, Japan, May 8-13, 2021*. ACM, 527:1–527:13.
- [125] Ignacio Reimat, Evangelos Alexiou, Jack Jansen, Irene Viola, Shishir Subramanyam, and Pablo Cesar. 2021. CWIPC-SXR: Point Cloud Dynamic Human Dataset for Social XR. In *MMSys '21: 12th ACM Multimedia Systems Conference, Istanbul, Turkey, 28 September 2021 - 1 October 2021*. ACM, 300–306.
- [126] Reza Rejaie, Mark Handley, and Deborah Estrin. 2000. Layered quality adaptation for Internet video streaming. *IEEE J. Sel. Areas Commun.* 18, 12 (2000), 2530–2543.
- [127] Fabio Remondino and Clive Fraser. 2006. Digital camera calibration methods. Considerations and comparisons. *International Archives of the Photogrammetry, Remote Sensing and Spatial Information Sciences XXXVI*, 5, 266 – 272. <https://doi.org/10.3929/ethz-b-000158067>
- [128] Gernot Riegler and Vladlen Koltun. 2020. Free view synthesis. In *Computer Vision—ECCV 2020: 16th European Conference, Glasgow, UK, August 23–28, 2020, Proceedings, Part XIX 16*. Springer, 623–640.
- [129] Jarek Rossignac. 1999. Edgebreaker: Connectivity Compression for Triangle Meshes. *IEEE Trans. Vis. Comput. Graph.* 5, 1 (1999), 47–61.
- [130] Jarek Rossignac. 2001. 3D Compression Made Simple: Edgebreaker with Zip&Wrap on a Corner-Table. In *2001 International Conference on Shape Modeling and Applications (SMI 2001), 7-11 May 2001, Genoa, Italy*. IEEE Computer Society, 278.
- [131] Radu Bogdan Rusu and Steve Cousins. 2011. 3D is here: Point Cloud Library (PCL). In *IEEE International Conference on Robotics and Automation, ICRA 2011, Shanghai, China, 9-13 May 2011*. IEEE.
- [132] Jeffrey B Sampsell. 1994. Digital micromirror device and its application to projection displays. *Journal of Vacuum Science & Technology B: Microelectronics and Nanometer Structures Processing, Measurement, and Phenomena* 12, 6 (1994), 3242–3246.
- [133] Gustavo Sandri, Ricardo L. de Queiroz, and Philip A. Chou. 2019. Compression of Plenoptic Point Clouds. *IEEE Trans. Image Process.* 28, 3 (2019), 1419–1427.
- [134] Ruwen Schnabel and Reinhard Klein. 2006. Octree-based Point-Cloud Compression. In *3rd Symposium on Point Based Graphics, PBG@SIGGRAPH 2006, Boston, MA, USA, July 29-30, 2006*. Eurographics Association, 111–120.
- [135] Johannes L. Schönberger and Jan-Michael Frahm. 2016. Structure-from-Motion Revisited. In *2016 IEEE Conference on Computer Vision and Pattern Recognition, CVPR 2016, Las Vegas, NV, USA, June 27-30, 2016*. IEEE Computer Society, 4104–4113.
- [136] Sebastian Schwarz, Marius Preda, Vittorio Baroncini, Madhukar Budagavi, Pablo César, Philip A. Chou, Robert A. Cohen, Maja Krivokuca, Sebastien Lasserre, Zhu Li, Joan Llach, Khaled Mammou, Rafael Mekuria, Ohji Nakagami,

- Ernestasia Siahaan, Ali J. Tabatabai, Alexis M. Tourapis, and Vladyslav Zakharchenko. 2019. Emerging MPEG Standards for Point Cloud Compression. *IEEE J. Emerg. Sel. Topics Circuits Syst.* 9, 1 (2019), 133–148.
- [137] Ridley Scott, Harrison Ford, Rutger Hauer, Sean Young, Hampton Fancher, and Vangelis. 1982. *Blade runner*. Warner Home Video Los Angeles.
- [138] Stefania Serafin, Michele Geronazzo, Cumhur Erkut, Niels C. Nilsson, and Rolf Nordahl. 2018. Sonic Interactions in Virtual Reality: State of the Art, Current Challenges, and Future Directions. *IEEE Computer Graphics and Applications* 38, 2 (2018), 31–43.
- [139] Ruizhi Shao, Zerong Zheng, Hongwen Zhang, Jingxiang Sun, and Yebin Liu. 2022. DiffuStereo: High Quality Human Reconstruction via Diffusion-Based Stereo Using Sparse Cameras. In *Computer Vision - ECCV 2022 - 17th European Conference, Tel Aviv, Israel, October 23-27, 2022, Proceedings, Part XXXII (Lecture Notes in Computer Science, Vol. 13692)*. Springer, 702–720.
- [140] Yuang Shi, Pranav Venkatram, Yifan Ding, and Wei Tsang Ooi. 2023. Enabling Low Bit-Rate MPEG V-PCC-encoded Volumetric Video Streaming with 3D Sub-sampling. In *Proceedings of the 14th Conference on ACM Multimedia Systems, MMSys 2023, Vancouver, BC, Canada, June 7-10, 2023*. ACM, 108–118.
- [141] Prarthana Shrestha, Mauro Barbieri, and Hans Weda. 2007. Synchronization of multi-camera video recordings based on audio. In *Proceedings of the 15th International Conference on Multimedia 2007, Augsburg, Germany, September 24-29, 2007*. ACM, 545–548.
- [142] Miles E. Smid and Dennis K. Branstad. 1988. Data Encryption Standard: past and future. *Proc. IEEE* 76, 5 (1988), 550–559.
- [143] SMPTE. 2023. SMPTE: The Home of Media Professionals, Technologists, and Engineers. Retrieved June 27, 2023 from <https://www.smpte.org/>
- [144] Jörg Sommer, Sebastian Gunreben, F. Feller, Martin Köhn, Ahlem Mifdaoui, Detlef Sass, and Joachim Scharf. 2010. Ethernet - A Survey on its Fields of Application. *IEEE Commun. Surv. Tutorials* 12, 2 (2010), 263–284.
- [145] Olga Sorkine, Daniel Cohen-Or, Yaron Lipman, Marc Alexa, Christian Rössl, and Hans-Peter Seidel. 2004. Laplacian Surface Editing. In *Second Eurographics Symposium on Geometry Processing, Nice, France, July 8-10, 2004 (ACM International Conference Proceeding Series, Vol. 71)*. Eurographics Association, 175–184.
- [146] Maximilian Speicher, Brian D. Hall, and Michael Nebeling. 2019. What is Mixed Reality?. In *Proceedings of the 2019 CHI Conference on Human Factors in Computing Systems, CHI 2019, Glasgow, Scotland, UK, May 04-09, 2019*. ACM, 537.
- [147] Vladimiro Sterzentsenko, Antonis Karakottas, Alexandros Papachristou, Nikolaos Zioulis, Alexandros Doumanoglou, Dimitrios Zarpalas, and Petros Daras. 2018. A low-cost, flexible and portable volumetric capturing system. In *2018 14th International Conference on Signal-Image Technology & Internet-Based Systems (SITIS)*. IEEE, 200–207.
- [148] Shishir Subramanyam, Jie Li, Irene Viola, and Pablo César. 2020. Comparing the Quality of Highly Realistic Digital Humans in 3DoF and 6DoF: A Volumetric Video Case Study. In *IEEE Conference on Virtual Reality and 3D User Interfaces, VR 2010, Atlanta, GA, USA, March 22-26, 2020*. IEEE, 127–136.
- [149] Yuan-Chun Sun, I-Chun Huang, Yuang Shi, Wei Tsang Ooi, Chun-Ying Huang, and Cheng-Hsin Hsu. 2023. A Dynamic 3D Point Cloud Dataset for Immersive Applications. In *Proceedings of the 14th Conference on ACM Multimedia Systems, MMSys 2023, Vancouver, BC, Canada, June 7-10, 2023*. ACM, 376–383.
- [150] Qingyang Tan, Lin Gao, Yu-Kun Lai, and Shihong Xia. 2018. Variational Autoencoders for Deforming 3D Mesh Models. In *2018 IEEE Conference on Computer Vision and Pattern Recognition, CVPR 2018, Salt Lake City, UT, USA, June 18-22, 2018*. Computer Vision Foundation / IEEE Computer Society, 5841–5850.
- [151] Jiaxiang Tang, Xiaokang Chen, Jingbo Wang, and Gang Zeng. 2022. Compressible-composable NeRF via Rank-residual Decomposition. In *NeurIPS*.
- [152] Ioannis Tarnanas, Winfried Schlee, Magda Tsolaki, René Müri, Urs Mosimann, Tobias Nef, et al. 2013. Ecological validity of virtual reality daily living activities screening for early dementia: longitudinal study. *JMIR serious games* 1, 1 (2013), e2778.
- [153] Unity Technologies. 2023. Unity: Real-Time Development Platform. Retrieved June 14, 2023 from <https://unity.com/>
- [154] Frederic Thouin and Mark Coates. 2007. Video-on-Demand Networks: Design Approaches and Future Challenges. *IEEE Netw.* 21, 2 (2007), 42–48.
- [155] Dong Tian, Hideaki Ochimizu, Chen Feng, Robert A. Cohen, and Anthony Vetro. 2017. Geometric distortion metrics for point cloud compression. In *2017 IEEE International Conference on Image Processing, ICIP 2017, Beijing, China, September 17-20, 2017*. IEEE, 3460–3464.
- [156] Fakhri Torkhani, Kai Wang, and Jean-Marc Chassery. 2015. Perceptual quality assessment of 3D dynamic meshes: Subjective and objective studies. *Signal Process. Image Commun.* 31 (2015), 185–204.
- [157] Costa Touma and Craig Gotsman. 1998. Triangle Mesh Compression. In *Proceedings of the Graphics Interface 1998 Conference, June 18-20, 1998, Vancouver, BC, Canada*. Canadian Human-Computer Communications Society, 26–34.
- [158] Nikolaus F Troje. 2023. Zoom disrupts eye contact behaviour: problems and solutions. *Trends in Cognitive Sciences* (2023).

- [159] Jeroen van der Hooft, Hadi Amirpour, Maria Torres Vega, Yago Sanchez, Raimund Schatz, Thomas Schierl, and Christian Timmerer. 2023. A Tutorial on Immersive Video Delivery: From Omnidirectional Video to Holography. *IEEE Commun. Surv. Tutorials* 25, 2 (2023), 1336–1375.
- [160] Jeroen van der Hooft, Maria Torres Vega, Christian Timmerer, Ali C. Begen, Filip De Turck, and Raimund Schatz. 2020. Objective and Subjective QoE Evaluation for Adaptive Point Cloud Streaming. In *Twelfth International Conference on Quality of Multimedia Experience, QoMEX 2020, Athlone, Ireland, May 26-28, 2020*. IEEE, 1–6.
- [161] Libor Vása and Václav Skala. 2011. A Perception Correlated Comparison Method for Dynamic Meshes. *IEEE Trans. Vis. Comput. Graph.* 17, 2 (2011), 220–230.
- [162] Irene Viola, Shishir Subramanyam, Jie Li, and Pablo Cesar. 2022. On the impact of VR assessment on the quality of experience of highly realistic digital humans: A volumetric video case study. *Quality and User Experience* 7 (2022).
- [163] Min Wang, Qiaojuan Liu, and Chengjun Zhou. 2021. Research on Interactive Advertisement User Experience Based on VR Technology. In *16th International Conference on Computer Science & Education, ICCSE 2021, Lancaster, United Kingdom, August 17-21, 2021*. IEEE, 560–565.
- [164] Yuntao Wang, Zhou Su, Ning Zhang, Rui Xing, Dongxiao Liu, Tom H. Luan, and Xuemin Shen. 2023. A Survey on Metaverse: Fundamentals, Security, and Privacy. *IEEE Commun. Surv. Tutorials* 25, 1 (2023), 319–352.
- [165] Yifan Wang, Shihao Wu, Hui Huang, Daniel Cohen-Or, and Olga Sorkine-Hornung. 2019. Patch-Based Progressive 3D Point Set Upsampling. In *IEEE Conference on Computer Vision and Pattern Recognition, CVPR 2019, Long Beach, CA, USA, June 16-20, 2019*. Computer Vision Foundation / IEEE, 5958–5967.
- [166] Zelong Wang, Zhenxiao Luo, Miao Hu, Di Wu, Youlong Cao, and Yi Qin. 2022. Revisiting super-resolution for internet video streaming. In *Proceedings of the 32nd ACM Workshop on Network and Operating Systems Support for Digital Audio and Video, NOSSDAV 2022, Athlone, Ireland, 17 June 2022*. ACM, 8–14.
- [167] Perla Werner, Sarit Rabinowitz, Evelyn Klinger, Amos D Korczyn, and Naomi Josman. 2009. Use of the virtual action planning supermarket for the diagnosis of mild cognitive impairment. *Dementia and geriatric cognitive disorders* 27, 4 (2009), 301–309.
- [168] Jiayang Wu, Wensheng Gan, Zefeng Chen, Shicheng Wan, and Hong Lin. 2023. AI-Generated Content (AIGC): A Survey. *CoRR* abs/2304.06632 (2023).
- [169] Zhirong Wu, Shuran Song, Aditya Khosla, Fisher Yu, Linguang Zhang, Xiaoou Tang, and Jianxiong Xiao. 2015. 3D ShapeNets: A deep representation for volumetric shapes. In *IEEE Conference on Computer Vision and Pattern Recognition, CVPR 2015, Boston, MA, USA, June 7-12, 2015*. IEEE Computer Society, 1912–1920.
- [170] Lei Xiao, Anton Kaplanyan, Alexander Fix, Matthew Chapman, and Douglas Lanman. 2018. DeepFocus: learned image synthesis for computational displays. *ACM Trans. Graph.* 37, 6 (2018), 200.
- [171] Yiheng Xie, Towaki Takikawa, Shunsuke Saito, Or Litany, Shiqin Yan, Numair Khan, Federico Tombari, James Tompkin, Vincent Sitzmann, and Srinath Sridhar. 2022. Neural Fields in Visual Computing and Beyond. *Comput. Graph. Forum* 41, 2 (2022), 641–676.
- [172] Jiacheng Xu, Zhijun Fang, Yongbin Gao, Siwei Ma, Yaochu Jin, Heng Zhou, and Anjie Wang. 2021. Point AE-DCGAN: A deep learning model for 3D point cloud lossy geometry compression. In *31st Data Compression Conference, DCC 2021, Snowbird, UT, USA, March 23-26, 2021*. IEEE, 379.
- [173] Qiangeng Xu, Zexiang Xu, Julien Philip, Sai Bi, Zhixin Shu, Kalyan Sunkavalli, and Ulrich Neumann. 2022. Pointnerf: Point-based neural radiance fields. In *Proceedings of the IEEE/CVF Conference on Computer Vision and Pattern Recognition*. 5438–5448.
- [174] Yi Xu, Yao Lu, and Ziyu Wen. 2017. OwlII Dynamic human mesh sequence dataset. *ISO/IEC JTC1/SC29/WG11 M41658, 120th MPEG Meeting* (2017).
- [175] Yusheng Xu, Xiaohua Tong, and Uwe Stilla. 2021. Voxel-based representation of 3D point clouds: Methods, applications, and its potential use in the construction industry. *Automation in Construction* 126 (2021), 103675.
- [176] Yiling Xu, Qi Yang, Le Yang, and Jenq-Neng Hwang. 2022. EPES: Point Cloud Quality Modeling Using Elastic Potential Energy Similarity. *IEEE Trans. Broadcast.* 68, 1 (2022), 33–42.
- [177] Qi Yang, Zhan Ma, Yiling Xu, Zhu Li, and Jun Sun. 2022. Inferring Point Cloud Quality via Graph Similarity. *IEEE Trans. Pattern Anal. Mach. Intell.* 44, 6 (2022), 3015–3029.
- [178] Abid Yaqoob, Ting Bi, and Gabriel-Miro Muntean. 2020. A Survey on Adaptive 360° Video Streaming: Solutions, Challenges and Opportunities. *IEEE Commun. Surv. Tutorials* 22, 4 (2020), 2801–2838.
- [179] Alex Yu, Ruilong Li, Matthew Tancik, Hao Li, Ren Ng, and Angjoo Kanazawa. 2021. PlenOctrees for Real-time Rendering of Neural Radiance Fields. In *2021 IEEE/CVF International Conference on Computer Vision, ICCV 2021, Montreal, QC, Canada, October 10-17, 2021*. IEEE, 5732–5741.
- [180] Juefei Yuan, Hameed Abdul-Rashid, and Bo Li. 2021. A survey of recent 3D scene analysis and processing methods. *Multim. Tools Appl.* 80, 13 (2021), 19491–19511.
- [181] Bernhard Zeisl and Marc Pollefeys. 2016. Structure-based auto-calibration of RGB-D sensors. In *2016 IEEE International Conference on Robotics and Automation, ICRA 2016, Stockholm, Sweden, May 16-21, 2016*. IEEE, 5076–5083.

- [182] Emin Zerman, Cagri Ozcinar, Pan Gao, and Aljosa Smolic. 2020. Textured Mesh vs Coloured Point Cloud: A Subjective Study for Volumetric Video Compression. In *Twelfth International Conference on Quality of Multimedia Experience, QoMEX 2020, Athlone, Ireland, May 26-28, 2020*. IEEE, 1–6.
- [183] Guangtao Zhai and Xiongkuo Min. 2020. Perceptual image quality assessment: a survey. *Sci. China Inf. Sci.* 63, 11 (2020).
- [184] Anlan Zhang, Chendong Wang, Bo Han, and Feng Qian. 2021. Efficient Volumetric Video Streaming Through Super Resolution. In *HotMobile '21: The 22nd International Workshop on Mobile Computing Systems and Applications, Virtual Event, United Kingdom, February 24-26, 2021*. ACM, 106–111.
- [185] Anlan Zhang, Chendong Wang, Bo Han, and Feng Qian. 2022. YuZu: Neural-Enhanced Volumetric Video Streaming. In *19th USENIX Symposium on Networked Systems Design and Implementation, NSDI 2022, Renton, WA, USA, April 4-6, 2022*. USENIX Association, 137–154.
- [186] Anlan Zhang, Chendong Wang, Xing Liu, Bo Han, and Feng Qian. 2020. Mobile Volumetric Video Streaming Enhanced by Super Resolution. In *MobiSys '20: The 18th Annual International Conference on Mobile Systems, Applications, and Services, Toronto, Ontario, Canada, June 15-19, 2020*. ACM, 462–463.
- [187] Ding Zhang, Bo Han, Parth H. Pathak, and Haoliang Wang. 2021. Innovating Multi-user Volumetric Video Streaming through Cross-layer Design. In *HotNets '21: The 20th ACM Workshop on Hot Topics in Networks, Virtual Event, United Kingdom, November 10-12, 2021*. ACM, 16–22.
- [188] Ding Zhang, Puqi Zhou, Bo Han, and Parth H. Pathak. 2022. M5: Facilitating Multi-User Volumetric Content Delivery with Multi-Lobe Multicast over mmWave. In *Proceedings of the 20th ACM Conference on Embedded Networked Sensor Systems, SenSys 2022, Boston, Massachusetts, November 6-9, 2022*. ACM, 31–46.
- [189] Yujie Zhang, Qi Yang, and Yiling Xu. 2021. MS-GraphSIM: Inferring Point Cloud Quality via Multiscale Graph Similarity. In *MM '21: ACM Multimedia Conference, Virtual Event, China, October 20 - 24, 2021*. ACM, 1230–1238.
- [190] Zhengyou Zhang. 2000. A Flexible New Technique for Camera Calibration. *IEEE Trans. Pattern Anal. Mach. Intell.* 22, 11 (2000), 1330–1334.
- [191] Zhengyou Zhang. 2004. Camera Calibration with One-Dimensional Objects. *IEEE Trans. Pattern Anal. Mach. Intell.* 26, 7 (2004), 892–899.
- [192] Wayne Xin Zhao, Kun Zhou, Junyi Li, Tianyi Tang, Xiaolei Wang, Yupeng Hou, Yingqian Min, Beichen Zhang, Junjie Zhang, Zican Dong, Yifan Du, Chen Yang, Yushuo Chen, Zhipeng Chen, Jinhao Jiang, Ruiyang Ren, Yifan Li, Xinyu Tang, Zikang Liu, Peiyu Liu, Jian-Yun Nie, and Ji-Rong Wen. 2023. A Survey of Large Language Models. *CoRR* abs/2303.18223 (2023).
- [193] Fangcheng Zhong, Akshay Jindal, Ali Özgür Yöntem, Param Hanji, Simon J. Watt, and Rafal K. Mantiuk. 2021. Reproducing reality with a high-dynamic-range multi-focal stereo display. *ACM Trans. Graph.* 40, 6 (2021), 241:1–241:14.
- [194] Zhenzhe Zhong, Parag Kulkarni, Fengming Cao, Zhong Fan, and Simon Armour. 2015. Issues and challenges in dense WiFi networks. In *International Wireless Communications and Mobile Computing Conference, IWCMC 2015, Dubrovnik, Croatia, August 24-28, 2015*. IEEE, 947–951.
- [195] Yuanwei Zhu, Yakun Huang, Xiuquan Qiao, Zhijie Tan, Boyuan Bai, Huadong Ma, and Schahram Dustdar. 2022. A Semantic-Aware Transmission with Adaptive Control Scheme for Volumetric Video Service. *IEEE Transactions on Multimedia* (2022).