

# Insulator phases of Bose–Fermi mixtures induced by intraspecies next-neighbor interactions

Felipe Gómez-Lozada<sup>1</sup>, Roberto Franco<sup>1</sup> and Jereson Silva-Valencia<sup>1,2\*</sup>

<sup>1</sup> Departamento de Física, Universidad Nacional de Colombia, Bogotá D.C. 111321, Colombia.

<sup>2</sup> Department of Mechanical Engineering and Materials Science, University of Pittsburgh, Pittsburgh, PA, USA.

\* [jsilvav@unal.edu.co](mailto:jsilvav@unal.edu.co)

## Abstract

We study a one-dimensional mixture of two-color fermions and scalar bosons at the hardcore limit, focusing on the effect that the intraspecies next-neighbor interactions have on the zero-temperature ground state of the system for different fillings of each carrier. Exploring the problem's parameters, we observed that the non-local interaction could favor or harm the well-known mixed Mott and spin-selective Mott insulators. We also found the emergence of three unusual insulating states with charge density wave (CDW) structures in which the orders of the carriers are out of phase with each other. For instance, the immiscible CDW appears only at half-filling bosonic density, whereas the mixed CDW state is characterized by equal densities of bosons and fermions. Finally, the spin-selective CDW couples the bosons and only one kind of fermions. Appropriate order parameters were proposed for each phase to obtain the critical parameters for the corresponding superfluid-insulator transition. Our results can inspire or contribute to understanding experiments in cold-atom setups with long-range interactions or recent reports involving quasiparticles in semiconductor heterostructures.

## Contents

<b>1</b>	<b>Introduction</b>	<b>2</b>
<b>2</b>	<b>Model</b>	<b>4</b>
<b>3</b>	<b>Fermionic next-neighbor interactions</b>	<b>5</b>
3.1	Two-thirds fermionic filling ( $\rho_F = 2/3$ )	5
3.2	Two fifths fermionic filling ( $\rho_F = 2/5$ )	8
3.3	Four fifths fermionic filling ( $\rho_F = 4/5$ )	11
3.4	Phase diagram for nonzero spin-population imbalance	14
<b>4</b>	<b>Bosonic next-neighbor interactions</b>	<b>16</b>
<b>5</b>	<b>Conclusions</b>	<b>17</b>
<b>A</b>	<b>Particle-hole symmetry</b>	<b>19</b>
	<b>References</b>	<b>21</b>

## 1 Introduction

The development of quantum simulators over the last few decades has allowed the control of many-body quantum systems' interactions and dynamics to a great extent [1, 2]. This has paved the way for understanding the physics behind Bose–Fermi mixtures: composition of particles with both bosonic and fermionic statistics, which have been studied for decades, with one of the first examples being the  $^3\text{He}$ - $^4\text{He}$  combination [3–5]. Here the development of cold-atom simulators has been crucial [6–8], as it has been possible to produce an amalgam of degenerate mixtures of gases [9–26] that exhibit novel and fascinating phenomena such as Bose–Fermi superfluidity [27–30] or dual Mott insulators [31]. Even so, recent experiments of dipolar excitons in 2D materials [32] present a promising alternative in the simulation of long-range interacting Bose–Fermi mixtures, since these quasiparticles possess an inherent non-local interaction that enriches the physics of the system [33–37].

To perform a theoretical study of these mixtures, it is usual to describe fermions and bosons using the Hubbard model and coupling terms that account for interspecies interactions. Within this framework, there have been abundant numerical and analytical studies, which have resulted in the prediction of diverse kinds of carrier configurations, such as Luttinger liquids, charge density waves (CDW), and Mott insulators (MI), among others [38–63]. Of particular interest for this research are the superfluid-insulator transitions, where it is well known that the insulator phases are characterized by commensurable relations between the fixed fermionic ( $\rho_F$ ) and bosonic ( $\rho_B$ ) densities. Specifically, for a two-color fermion and scalar boson mixture with repulsive interspecies interactions, there is always one mixed Mott insulator (MMI) characterized by the relation  $\rho_B + \rho_F = n$  ( $n$  being an integer) and a spin-selective Mott insulator (SSMI) that follows  $\rho_B + \rho_F^{1,(1)} = n$ , which indicates that for a population imbalance, this last insulator is divided in two [64–68]. It is important to note that flavor-selective Mott phases have been observed experimentally in  $\text{SU}(3)$  Fermi Hubbard models where the symmetry is explicitly broken by adding an inter-band hopping [69].

Non-local interactions have enriched the ground-state phase diagram of both bosonic and fermionic systems, allowing diverse carrier configurations. In particular, adding next-neighbor interactions to a bosonic system has led to the emergence of exotic phases, including supersolid, Haldane, and solitonic ones, and the charge density wave phase for integer and half-integer densities [70–74]. On the other hand, the one-dimensional phase diagram of fermions under local and non-local interactions is well known for half-filling. However, it is controversial and little studied for other fillings [75–82]. At half-filling, a charge density wave phase emerges when the long-range interaction prevails over the on-site one, and a spin density wave appears when the opposite happens. In addition, other phases appear, such as a bond density wave when both interactions are of the same order, a phase separation for attractive interactions, and certain superconductor phases, singlet and triplet.

Despite the interesting physics generated by the non-local interactions, there are only a few studies where this effect is considered for a Bose–Fermi mixture, with one example being an investigation with polarized fermions [83]. Hence we proposed exploring the extended Bose–Fermi Hubbard model with two-color fermions and scalar bosons at the hardcore limit, including next-neighbor intraspecies interactions. As a result, we obtained a phase diagram for each type of non-local interaction, bosonic or fermionic, which summarize the different insulator phases that can appear at a given filling (see Fig. 1). The latter contains the well-known mixed and spin-selective Mott insulators, as well as three unusual incommensurable insulators that appear when taking into account the next-neighbor intraspecies interactions, all of which have charge density wave (CDW) orders for each species that are out of phase with each other. They correspond to the immiscible charge density wave (ICDW), a CDW phase with a period of two sites that only appears for half filling of the bosons  $\rho_B = 1/2$ , the mixed

charge density wave (MCDW) in which both bosons and fermions have the same density, that is  $\rho_B - \rho_F = 0$ , and the CDW order is characterized by a wave vector proportional to said density, and the spin-selective charge density wave (SSCDW), which corresponds to a phase analogous to the latter, where the bosons only couple to one of the fermionic spin components ( $\rho_B - \rho_F^{\uparrow,(\downarrow)} = 0$ ).

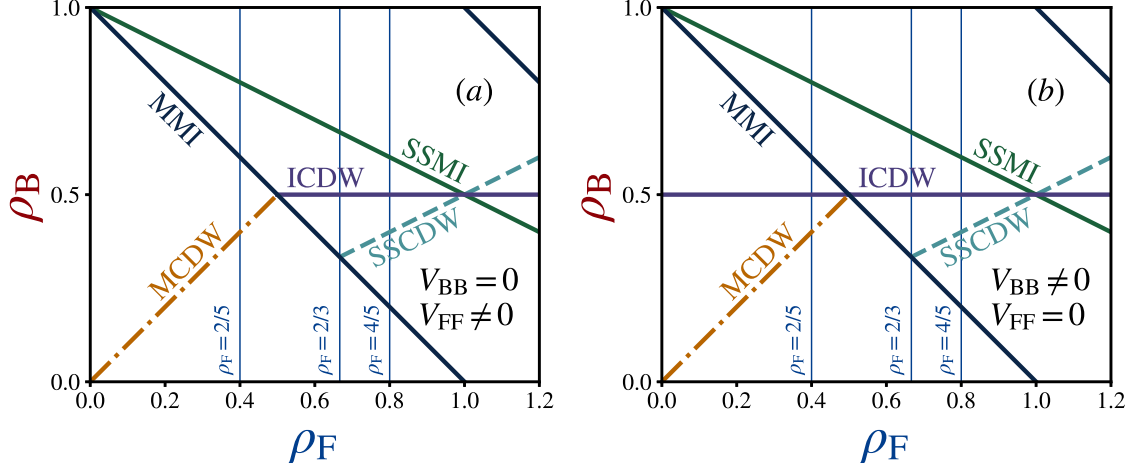


Figure 1: Phase diagram of the bosonic density  $\rho_B$  vs. the fermionic density  $\rho_F$  for a balanced ( $\rho_F^\uparrow = \rho_F^\downarrow$ ) Bose–Fermi mixture with intraspecies next-neighbor interactions between only fermions (a) and bosons (b), respectively. Here we consider only rational values for both densities, guaranteeing that each density is always commensurate with the chain. In the diagram, the white regions correspond to superfluid phases, while the non-vertical lines indicate the presence of an insulator state, in which we can find the well-known mixed Mott insulator (MMI) at  $\rho_B + \rho_F = 1$  (dark blue line) and the spin-selective Mott insulator (SSMI) at  $\rho_B + \rho_F/2 = 1$  (dark green line), as well as the three phases found, the immiscible charge density wave (ICDW) at  $\rho_B = 1/2$  (purple line), the mixed charge density wave (MCDW) at  $\rho_B - \rho_F = 0$  (brown line) and the spin-selective charge density wave (SSCDW) at  $\rho_B - \rho_F/2 = 0$  (light green line). The vertical lines signal special densities that are related to Fig. 2, 4, 6 and 11. Here, each time these vertical lines intersect with another one an insulator phase appears in the corresponding phase diagram (for suitable values of the couplings). The graph only includes part of the range  $\rho_F > 1$ , since this region corresponds to a reflection of the  $\rho_F < 1$  diagram thanks to the particle-hole symmetry of the Hamiltonian shown in Appendix A.

Therefore, the main objective of this article is to study the conditions under which these incommensurable insulators appear, as well as to expose the main properties that characterize their structure. To achieve this, in Sec. 2 we first present the extended Bose–Fermi Hubbard model to be used, along with a discussion of our numerical techniques, which are matrix product states (MPS) optimization algorithms for finding the ground state. The main results are found in Sec. 3, where we perform an analysis of Fig. 1(a) by choosing three representative fermionic densities, given by  $\rho_F = 2/5, 2/3$ , and  $4/5$ , each of which shows a particular incommensurable insulator for nonzero fermionic next-neighbor interactions, along with the principal characteristics from the phase diagram. Accordingly, in each subsection, we study the corresponding  $\rho_B - \mu_B$  and  $\mu_B - V_{FF}$  diagrams in conjunction with appropriate density profiles as a means of analyzing the properties of the different incompressible phases and their dependence on the fermionic next-neighbor interaction, with a particular focus on the incom-

measurable ones. In Sec. 4, we take a look at Fig. 1(b) and the role of bosonic next-neighbor interactions. Finally, in Sec. 5 we make some final remarks and outline future perspectives for research.

## 2 Model

A mixture of bosonic and fermionic atoms is commonly described by taking into account a local interaction term between bosons and fermions plus a Hubbard-type Hamiltonian for each species, leading to the following expression:

$$\hat{\mathcal{H}} = \hat{\mathcal{H}}_{\text{B}} + \hat{\mathcal{H}}_{\text{F}} + \hat{\mathcal{H}}_{\text{BF}}, \quad (1)$$

$$\hat{\mathcal{H}}_{\text{B}} = -t_{\text{B}} \sum_{\langle j,l \rangle} (\hat{b}_j^\dagger \hat{b}_l + \text{H.c.}) + \frac{U_{\text{BB}}}{2} \sum_j \hat{n}_j^{\text{B}} (\hat{n}_j^{\text{B}} - 1) + V_{\text{BB}} \sum_{\langle j,l \rangle} \hat{n}_j^{\text{B}} \hat{n}_l^{\text{B}}, \quad (2)$$

$$\hat{\mathcal{H}}_{\text{F}} = -t_{\text{F}} \sum_{\langle j,l \rangle, \sigma} (\hat{f}_{\sigma,j}^\dagger \hat{f}_{\sigma,l} + \text{H.c.}) + U_{\text{FF}} \sum_j \hat{n}_{\uparrow,j}^{\text{F}} \hat{n}_{\downarrow,j}^{\text{F}} + V_{\text{FF}} \sum_{\langle j,l \rangle} \hat{n}_j^{\text{F}} \hat{n}_l^{\text{F}}, \quad (3)$$

$$\hat{\mathcal{H}}_{\text{BF}} = U_{\text{BF}} \sum_j \hat{n}_j^{\text{B}} \hat{n}_j^{\text{F}}, \quad (4)$$

which is defined on a one-dimensional chain of length  $L$  with open boundary conditions for numerical efficiency. In the above Hamiltonian,  $\hat{b}_j^\dagger, \hat{b}_j$  ( $\hat{f}_{\sigma,j}^\dagger, \hat{f}_{\sigma,j}$ ) are the creator and annihilator boson (fermion with spin  $\sigma = \uparrow, \downarrow$ ) operators at the  $j$ -th site with their corresponding number operators  $\hat{n}_j^{\text{B}} = \hat{b}_j^\dagger \hat{b}_j$ ,  $\hat{n}_{\sigma,j}^{\text{F}} = \hat{f}_{\sigma,j}^\dagger \hat{f}_{\sigma,j}$ , and  $\hat{n}_j^{\text{F}} = \hat{n}_{\uparrow,j}^{\text{F}} + \hat{n}_{\downarrow,j}^{\text{F}}$ . The hopping integral for bosons (fermions) is  $t_{\text{B}}$  ( $t_{\text{F}}$ ), where  $\langle j, l \rangle$  indicates next-neighbor pairs and  $U_{\text{BB}}$  ( $U_{\text{FF}}$ ) is the intensity of the local boson-boson (fermion-fermion) interaction, while the magnitude of the local interspecies interaction is given by  $U_{\text{BF}}$ . Knowing that next-neighbor interactions are relevant, we consider the corresponding intraspecies terms for both fermions and bosons with strengths quantified by  $V_{\text{FF}}$  and  $V_{\text{BB}}$ , respectively.

Additionally, the previous Hamiltonian admits a set of appropriate Abelian quantum numbers given by the boson number  $N_{\text{B}}$  and the fermion number  $N_{\text{F}}^\sigma$  with spin  $\sigma = \uparrow, \downarrow$ . From them we define useful quantities for the rest of the study, such as the total fermion number  $N_{\text{F}} = N_{\text{F}}^\uparrow + N_{\text{F}}^\downarrow$ , the global boson density  $\rho_{\text{B}} = N_{\text{B}}/L$ , and the global fermion densities  $\rho_{\text{F}}^\sigma = N_{\text{F}}^\sigma/L$ , and  $\rho_{\text{F}} = N_{\text{F}}/L$ . We also define  $I = |\rho_{\text{F}}^\uparrow - \rho_{\text{F}}^\downarrow|/\rho_{\text{F}}$  as the imbalance of spin population, and then refer to the case of  $I = 0$  as a balanced mixture.

Since the local Hilbert space for bosons is computationally intractable, we perform a cut in this local dimension by assuming the hardcore limit, which implies that there can be at most one boson per site. This sets a local basis of dimension 8 given by all of the combinations  $|n_{\text{B}}\rangle |n_{\text{F}\uparrow}\rangle |n_{\text{F}\downarrow}\rangle$  where each carrier number is either 0 or 1. Also, the hardcore limit is equivalent to assuming an infinite on-site boson interaction ( $U_{\text{BB}} \rightarrow \infty$ ), and hence we do not consider this process for the rest of the paper. To further simplify our analysis, we suppose that  $t_{\text{B}} = t_{\text{F}} = 1$ , while also establishing our energy scale; therefore, all quantities are measured with respect to them. This last assumption is supported by the fact that these mixtures are usually constructed with isotopes of the same atom, for example with the  $^6\text{Li}$ - $^7\text{Li}$  [84] or  $^{171}\text{Yb}$ - $^{174}\text{Yb}$  [85] combinations.

To achieve insight into the physics of this model, we perform a ground-state energy search for a given set of particle fillings  $E(N_{\text{B}}, N_{\text{F}}^\uparrow, N_{\text{F}}^\downarrow)$  and different interaction strengths, using a density matrix renormalization group (DMRG) algorithm based on the MPS language [86]

with the help of the TeNPy library [87]. We set a maximum truncation error of  $10^{-14}$ , which varies the bond dimension between sweeps and sites of the chain. On the other hand, since the addition of next-neighbor interactions gives rise to a need for extra degrees of entanglement, we employ a sweep-dependent bond dimension that starts at a given value between 500 and 1,000 and increases each 10 sweeps by 100. The optimization code stops when the energy (entropy) error goes beyond the  $10^{-5}$  ( $10^{-3}$ ) limit.

### 3 Fermionic next-neighbor interactions

The key findings of this investigation are shown in the phase diagrams from Fig. 1(a), where the different insulator phases that can appear at a given filling are summarized. Each diagram assumes that all densities attain rational values, which guarantees the commensurability between the chain and each component density. This schematic includes the results already known for the single-component models: for  $\rho_B = 0$ , we have the band insulators at  $\rho_F = 0$  and  $2$  and the Mott insulator at half-filling ( $\rho_F = 1$ ), well known from the original Fermi-Hubbard model [88]. On the other hand, for  $\rho_F = 0$ , we find the analogous band insulator at  $\rho_B = 0$  and the bosonic Mott insulator at unit-filling ( $\rho_B = 1$ ) [70, 89–92]. In the case of  $V_{BB} \neq 0$  (Fig. 1(b)) the CDW insulator is found for bosonic chains with next-neighbor interactions at  $\rho_B = 1/2$ , which has been found in previous papers [48, 72, 73].

Now we focus our analysis on nonzero fermionic next-neighbor interactions only at three essential fermionic densities, given by  $\rho_F = 2/3, 2/5$ , and  $4/5$  at zero population imbalance  $I = 0$ , showing for each of them the emergence of an unknown insulator, along with a discussion on how the next-neighbor interactions between fermions affect the already well-known insulator phases. For these investigations, we fix the on-site interactions at  $U_{FF} = 4$  and  $U_{BF} = 6$ , while we choose a next-neighbor interaction that will be within the range  $0 \leq V_{FF} \leq 6$ . It has been shown in previous studies that the presence of a next-neighbor interaction in the model leads to finite-size effects that perturb the ground-state energy if the number of sites is even [70]; hence we restrict  $L$  to always being odd. We also look at the imbalanced case  $I \neq 0$  and how this affects the insulating phases of the model.

To detect the insulator phases, we measure the bosonic chemical potential

$$\mu_B(N_B, N_F^\uparrow, N_F^\downarrow) = E(N_B, N_F^\uparrow, N_F^\downarrow) - E(N_B - 1, N_F^\uparrow, N_F^\downarrow), \quad (5)$$

while varying the bosonic density from zero to one and looking for plateaus in the  $\rho_B - \mu_B$  curve, which indicates the presence of an insulator, along with an extrapolation to the thermodynamic limit to determine the corresponding gap

$$\Delta_B(N_B, N_F^\uparrow, N_F^\downarrow) = \mu_B(N_B + 1, N_F^\uparrow, N_F^\downarrow) - \mu_B(N_B, N_F^\uparrow, N_F^\downarrow). \quad (6)$$

#### 3.1 Two-thirds fermionic filling ( $\rho_F = 2/3$ )

In Fig. 2(a), we show the bosonic density  $\rho_B$  as a function of the bosonic chemical potential  $\mu_B$  for  $V_{FF} = 0$  (black open squares) and  $V_{FF} = 2$  (red filled circles). For the turned-off next-neighbor interaction, we found a monotonous increase in  $\mu_B$  as we continuously added bosons to the system in the majority of the graph, which corresponds to the presence of superfluid (SF) phases, since they have nonzero compressibility. In particular, this behavior has exceptions at  $\rho_B = 1/3, 2/3$ , where the graph is discontinuous, and we found incompressible phases. Each plateau in the  $\rho_B - \mu_B$  curve represents the presence of an insulator state, where we denote its charge gap  $\Delta_B$  as the length of the plateau according to (6). At  $\rho_B = 1/3$ , we obtained a charge gap of  $\Delta_B^{\rho_B=1/3} = 1.16$ , corresponding to the well-known mixed Mott insulator (MMI),

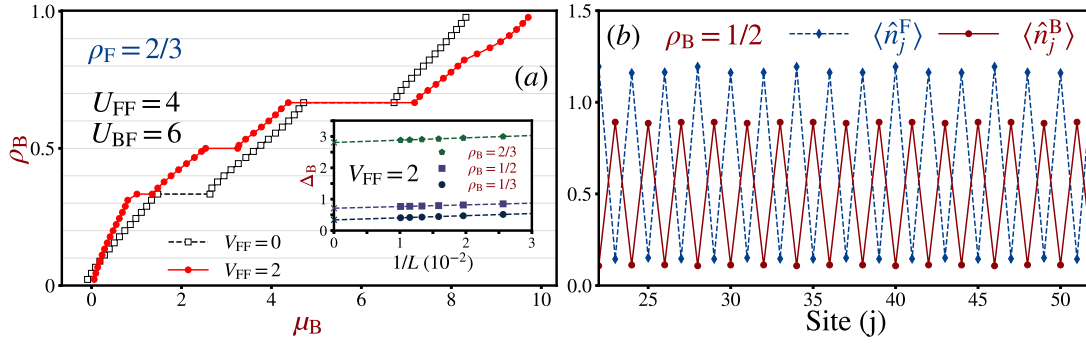


Figure 2: (a) Bosonic density  $\rho_B$  vs. bosonic chemical potential  $\mu_B$  at the thermodynamic limit for a balanced mixture with a fermionic density of  $\rho_F = 2/3$  and local interactions  $U_{FF} = 4$  and  $U_{BF} = 6$ . Here we compare the behavior with and without next-neighbor interaction between fermions, using  $V_{FF} = 0, 2$ . The inset shows the bosonic charge gap  $\Delta_B$  as a function of the system size  $L$  for each plateau found for  $V_{FF} = 2$ . In (b), we show the density profile for bosons  $\langle \hat{n}_j^B \rangle$  (red circles) and fermions  $\langle \hat{n}_j^F \rangle$  (blue diamonds) for  $L = 75$  at the plateau with  $\rho_B = 1/2$  found in (a). The points correspond to DMRG results, and the lines are visual guides.

in which the interplay between the commensurability of both bosons and fermions and their mutual interaction generates the presence of an incompressible phase. On the other hand, for  $\rho_B = 2/3$ , a plateau with a charge gap of  $\Delta_B^{\rho_B=2/3} = 2.01$  appears, which we identify as a spin-selective Mott insulator (SSMI) that manifests an analog behavior, as does the previous phase, but in this one, the association is between bosons and only one type of fermion (spin up or down). These insulator phases are already known in the literature [31, 64–68] and follow the relations  $\rho_B + \rho_F = 1$  for the MMI and  $\rho_B + \rho_F/2 = 1$  for the SSMI in a balanced Bose–Fermi mixture.

After turning on the next-neighbor interaction, we found ourselves in a similar context, where most of the graph is in a SF phase. We still observed both previously-mentioned insulators, but now their charge gaps have changed. For the MMI, we found that the gap decreases to  $\Delta_B^{\rho_B=1/3} = 0.34$ , which is less than a third of its original value. Homogeneous distribution of carriers is expected in the absence of next-neighbor interaction, making it expensive to increase the number of particles, but allowing non-local coupling between fermions leads to the formation of composites between bosons and fermions, which have a less homogeneous distribution of charge along the lattice, thus diminishing the energy gap. On the other hand, the SSMI slightly increases its gap to  $\Delta_B^{\rho_B=2/3} = 2.81$ , showing that this phase benefits from the non-local fermion interaction. In this case, only half of the fermions are coupled to the bosons ( $\rho_F^{\uparrow,(\downarrow)} = 1/3$ ); however, the excess in the number of bosonic carriers makes the distribution of charge more homogeneous, making the effect of the next-neighbor interactions less dramatic.

On observing Fig. 2(a) for  $V_{FF} = 2$ , we notice that an additional incompressible phase at  $\rho_B = 1/2$  emerges with a charge gap of  $\Delta_B^{\rho_B=1/2} = 0.71$ . To characterize this mysterious insulator, in Fig. 2(b) we show the corresponding bosonic and fermionic density profiles. Since the fermions repel each other, the optimal configuration is to leave space between them, which produces the characteristic oscillating pattern from the CDW phase. Moreover, the bosons also interact with the fermions locally, and hence they locate themselves between them, which generates another CDW order. Since the patterns are out of phase with each other, we call this insulator an immiscible CDW (ICDW). This curious insulator always appears at  $\rho_B = 1/2$  (see



Fig. 1(a)), since only for this bosonic density is the CDW structure stable for both species. That is, if there were more bosons, they could not fit between the fermions, and if there were fewer bosons, the fermions could flow freely through the spaces left behind by the missing bosons, removing the insulator condition. This shows that the ICDW represents the first example of an incommensurable insulator in the Bose–Fermi mixture model, a product of non-local interactions. Moreover, a similar bidimensional pattern was observed with neutral and charged dipolar excitons of **GaAs** bilayers recently [34], which allows us to confirm the relevance of the next-neighbor interactions in this Bose–Fermi system.

Let’s analyze what happens when we vary the next-neighbor interaction. To do this, in Fig. 3(a) we show the evolution of the respective charge gaps from each phase as we increase the value of the next-neighbor interaction from  $V_{\text{FF}} = 0$  to  $V_{\text{FF}} = 4$ . First, we observe that

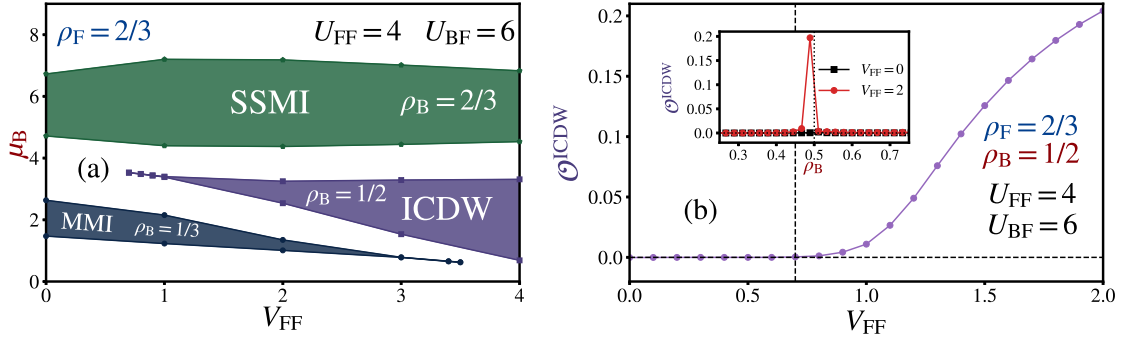


Figure 3: (a) Phase diagram of the bosonic chemical potential  $\mu_{\text{B}}$  vs. next-neighbor fermion interaction magnitude  $V_{\text{FF}}$  at the thermodynamic limit for a fermionic density  $\rho_{\text{F}} = 2/3$  without spin imbalance and local interactions  $U_{\text{FF}} = 4$  and  $U_{\text{BF}} = 6$ . Here, we show the evolution of the respective charge gaps from each insulator phase shown in Fig. 2(a) which include the MMI at  $\rho_{\text{B}} = 1/3$ , the SSMI at  $\rho_{\text{B}} = 2/3$  and the ICDW at  $\rho_{\text{B}} = 1/2$ . The points are extrapolations of the chemical potential to the thermodynamic limit. (b) Order parameter of the ICDW phase  $\mathcal{O}^{\text{ICDW}}$  as a function of  $V_{\text{FF}}$  at the thermodynamic limit for the same parameters as (a). The vertical dashed line denotes the critical value  $V_{\text{FF}}^* \rho_{\text{B}}=1/2$  of the SF-ICDW transition obtained from the order parameter calculation. The inset shows the dependence of  $\mathcal{O}^{\text{ICDW}}$  on  $\rho_{\text{B}}$  for a chain of  $L = 45$  and for  $V_{\text{FF}} = 0$  (black squares) and  $V_{\text{FF}} = 2$  (red circles). Here,  $\rho_{\text{B}} = 1/2$  is depicted as a dotted line. Horizontal dashed and dotted lines are added to highlight the zero value of the order parameter. The solid lines are visual guides.

for the ICDW phase at  $\rho_{\text{B}} = 1/2$  there exists a critical value  $V_{\text{FF}}^* \rho_{\text{B}}=1/2 \approx 0.7$  from which the insulator appears; to put it another way, for  $V_{\text{FF}} \geq V_{\text{FF}}^* \rho_{\text{B}}=1/2$  we find a nonzero charge gap associated with this incompressible phase. Moreover, this charge gap increases with  $V_{\text{FF}}$ , since the stability of the CDW order improves for a larger next-neighbor interaction.

To characterize this transition, we introduce the following order parameter  $\mathcal{O}^{\text{ICDW}}$  for the ICDW phase

$$\mathcal{O}^{\text{ICDW}} = \frac{-1}{L^2} \sum_{j,l}^L (-1)^{j+l} \langle \hat{n}_j^{\text{B}} - \rho_{\text{B}} \rangle \langle \hat{n}_l^{\text{F}} - \rho_{\text{F}} \rangle, \quad (7)$$

This signals the simultaneous CDW order of both species as the multiplication of the intraspecies CDW order parameters, with a minus sign representing the out-of-phase mutual oscillation, exhibited in Fig. 2(b). Moreover, we subtract the total density from each corresponding density profile to remove the contributions of flat profiles. We show  $\mathcal{O}^{\text{ICDW}}$  for

$0 \leq V_{\text{FF}} \leq 2$  extrapolated to the thermodynamic limit in Fig. 3(b), where we can see the sudden change from zero to positive values after the critical point  $V_{\text{FF}}^* \rho_{\text{B}}^{1/2} \approx 0.7$  (indicated by the vertical line) which agrees with the one obtained from the gap calculation. The dependence on the number of bosons is also shown in the inset of Fig. 3(b) as we vary  $\rho_{\text{B}}$  and observe that the main nonzero contribution occurs close to half-filling for  $V_{\text{FF}} = 2$  (red dots), while for  $V_{\text{FF}} = 0$  (black squares), the order parameter is close to zero, as expected. Since we restrict ourselves to odd values of  $L$ , we observe a deviation of the maximum from  $\rho_{\text{B}} = 1/2$ ; nevertheless, by increasing the system size this finite-size effect disappears as the maximum gets closer to the expected value.

On the other hand, for the MMI at  $\rho_{\text{B}} = 1/3$ , we see that the charge gap decreases monotonously until it vanishes at a critical value of  $V_{\text{FF}}^* \rho_{\text{B}}^{1/3} \approx 3.5$ , as anticipated from the formation of composites that destroy the crystal order mentioned beforehand. For the SSMI, even though we observed an initial increase in its charge gap, here we find that after a certain value, the gap starts to decrease monotonously. This behavior is persistent until the charge gap vanishes at a very high  $V_{\text{FF}}$  value, not shown here. Although the excess of bosonic carriers and the fact that they tie only one kind of fermion together try to maintain a homogeneous distribution of charge in the system, large values of the next-neighbor interaction will force the emergence of compounds that diminish the ground-state energy and finally destroy the crystalline order.

It is worth noting that the ICDW phase does not appear for every fermionic density. Specifically, for  $\rho_{\text{F}} < 1/2$ , the system does not have enough fermions to build the sub-lattice for the CDW order. This is independent of the spin-population imbalance, since the CDW order can be established independently of the number of fermions in each orientation. On the other hand, for  $I \neq 0$  there is another limitation. Consider the case where  $\rho_{\text{F}}^{\uparrow}$  or  $\rho_{\text{F}}^{\downarrow}$  are larger than half filling; then all of the fermions with the corresponding spin do not fit in the CDW order, and hence it is not possible to construct the insulating phase. Both restrictions can be summarized with the mathematical condition that the ICDW phase only appears for  $1/2 \leq \rho_{\text{F}} \leq 1/(1+I)$ . The case  $I = 1$ , that is of spin-polarized fermions, has already been reported in the literature [83], and according to this study, there is only one possible density combination in which the insulator can appear, namely  $\rho_{\text{F}} = \rho_{\text{B}} = 1/2$ . This emphasizes that a mixture with a larger number of fermionic degrees of freedom admits a more general family of density combinations for the emergence of the ICDW state.

### 3.2 Two fifths fermionic filling ( $\rho_{\text{F}} = 2/5$ )

From this point on, we will explore a lower fermionic density,  $\rho_{\text{F}} = 2/5$ , like that of Sec. 3.1; therefore, we plot the  $\rho_{\text{B}} - \mu_{\text{B}}$  graph for  $\rho_{\text{F}} = 2/5$  in Fig. 4(a), but in this case, the next-neighbor interaction is tuned between  $V_{\text{FF}} = 0$  and 5. Without non-local interactions (black open squares), we obtain the already expected plateaus related to the MMI and SSMI at  $\rho_{\text{B}} = 3/5$  and  $\rho_{\text{B}} = 4/5$ , respectively, with gaps  $\Delta_{\text{B}}^{\rho_{\text{B}}=3/5} = 1.57$  and  $\Delta_{\text{B}}^{\rho_{\text{B}}=4/5} = 2.05$ . In the presence of next-neighbor interactions (red-filled circles), we can predict certain behaviors based on the previous discussion. Since we find ourselves in a region that fulfills  $\rho_{\text{F}} < 1/2$ , according to Fig. 1(a) we do not observe a plateau associated with the ICDW, which is further emphasized by considering the thermodynamic limit extrapolation shown in the inset of Fig. 4(a). Instead, the MMI and SSMI still emerge, but in this case the first one increases its charge gap to  $\Delta_{\text{B}}^{\rho_{\text{B}}=3/5} = 2.15$ , while the latter decreases its gap to  $\Delta_{\text{B}}^{\rho_{\text{B}}=4/5} = 0.40$  when the non-local interaction is turned on, which is contrary to what happens in Fig. 2. For the MMI, since  $\rho_{\text{F}} < 1/2$ , the number of bosons is larger than the number of fermions, making it easy to insert bosons between fermions, which reduces the relevance of the next-neighbor interaction and makes it expensive to add bosons in an almost homogeneous distribution of



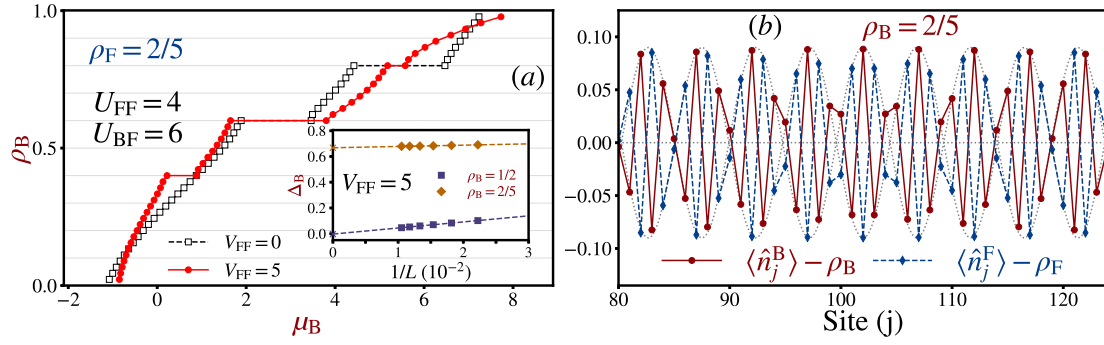


Figure 4: (a) Progress of the bosonic chemical potential of a balanced mixture as the number of bosons grows for a fermionic density  $\rho_F = 2/5$  ( $\rho_B - \mu_B$  curve). Here, we consider that  $U_{FF} = 4$ ,  $U_{BF} = 6$ , and compare the behavior with and without next-neighbor interaction between fermions, using  $V_{FF} = 0, 5$ . The inset shows the charge gap  $\Delta_B$  as a function of the system size  $L$  for  $V_{FF} = 5$  at  $\rho_B = 2/5, 1/2$ . In (b), we show the density profile for bosons  $\langle \hat{n}_j^B \rangle$  (red circles) and fermions  $\langle \hat{n}_j^F \rangle$  (blue diamonds) with respect to the corresponding densities  $\rho_B, \rho_F$  for  $L = 205$  at the plateau with  $\rho_B = 2/5$  found in (a), along with dotted lines that only act as visual guides for the oscillating pattern. The points correspond to DMRG results, while the lines are visual guides.

carriers. On the other hand, the SSMI has a charge gap decrease due to the itinerant fermions, which modify the distribution of carriers, affecting the insulator. The above scenario remains as the fermionic next-neighbor interactions increase, as can be seen in Fig. 5(a).

Furthermore, because of the non-local interaction, an unusual incompressible phase emerges at  $\rho_B = 2/5$ , with a charge gap of  $\Delta_B^{\rho_B=2/5} = 0.67$  and whose thermodynamic limit extrapolation is shown in the inset of Fig. 4(a). This particular insulator fulfills the relation  $\rho_B - \rho_F = 0$ , as shown in Fig. 1(a), which means, among other things, that except for half filling it corresponds to an incommensurate phase. For the sake of obtaining insight into this particular insulator, we take a look at the respective boson and fermion density profiles shown in Fig. 4(b), where we recognize two sets of CDW orders: a global one, which encloses both density profiles, and a local one analogous to the ICDW insulator. Here the global order has a periodicity of five sites, with two particles of each species in every period, imposed by the mutual density  $\rho_B = \rho_F = 2/5$ , while the local order always has a period of two sites characteristic of a typical CDW phase. This latter behavior was checked for different fermionic density values from the respective phase line of Fig. 1(a); hence it corresponds to a key characteristic of the phase, and because of that, we will denote it a mixed CDW (MCDW).

When looking at the continuous Fourier transform of both the bosonic and fermionic profiles in the MCDW phase, we observe that the wave vector of the maximum contribution at the thermodynamic limit converges at  $k = 2\pi\rho$  with  $\rho = \rho_B = \rho_F = 2/5$  for each species, which can be seen for  $V_{FF} = 2$  in the inset of Fig. 5(b). Based on this, we propose the following order parameter,  $\mathcal{O}_\rho^{\text{MCDW}}$ , for the MCDW phase with  $\rho = \rho_B = \rho_F$

$$\mathcal{O}_\rho^{\text{MCDW}} = \frac{-1}{L^2} \sum_{j,l} e^{i2\pi\rho(j+l)} \langle \hat{n}_j^B - \rho_B \rangle \langle \hat{n}_l^F - \rho_F \rangle, \quad (8)$$

where we extend the definition (7) to wave vectors different from  $k = \pi/2$  and instead proportional to the mutual density as  $k = 2\pi\rho$ . Due to the inversion symmetry of the Hamiltonian (8), the above order parameter is always real at the thermodynamic limit. This is not true

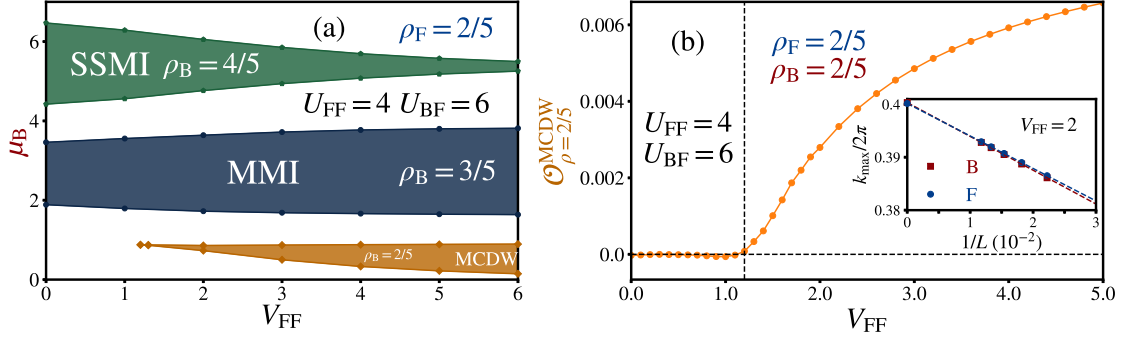


Figure 5: (a) Evolution of the insulating lobes with the next-neighbor fermion interaction for a Bose–Fermi mixture with a fermionic density  $\rho_F = 2/5$  and local interactions  $U_{FF} = 4$  and  $U_{BF} = 6$ . The white regions are related to SF states, while the colored ones correspond to the insulators shown in Fig. 4(a), which include the MMI at  $\rho_B = 3/5$ , the SSMI at  $\rho_B = 4/5$ , and the MCDW at  $\rho_B = 2/5$ . (b) MCDW order parameter  $\mathcal{O}_{\rho}^{\text{MCDW}}$  at the corresponding density  $\rho = 2/5$  as a function of  $V_{FF}$  at the thermodynamic limit for the same parameters as (a). The vertical dashed line denotes the critical value  $V_{FF}^*$   $\rho_B=2/5$ , after which  $\mathcal{O}_{\rho}^{\text{MCDW}}$  differs from zero. A horizontal dashed line is added to highlight the zero value of the order parameter. The solid lines are visual guides. The inset shows the extrapolation to the thermodynamic limit of the wave vector of the largest contribution in the continuous Fourier transform  $k_{\text{max}}/2\pi$  of the bosonic (red) and fermionic (blue) density profiles for  $V_{FF} = 2$ . The dots correspond to extrapolations from DMRG results, while the lines are visual guides.

in general for an arbitrary finite lattice; hence for each simulation, we consider the absolute value of the order parameter, while the minus sign is assumed from the alternate order between species observed in the density profiles (Fig. 4(b)). In Fig. 5(b), we show  $\mathcal{O}_{\rho=2/5}^{\text{MCDW}}$  in the MCDW phase for different  $V_{FF}$  values. Here we can see that the order parameter differs from zero after  $V_{FF}^* \rho_B=2/5 \approx 1.2$ , which agrees with the gap opening of this phase as  $V_{FF}$  increases, shown in Fig. 5(a). In this case, the numerical calculation of  $\Delta_B^{\rho_B=2/5}$  for small  $V_{FF}$  is shown to be numerically unstable, so the order parameter is best suited for obtaining the critical value for the corresponding SF-MCDW transition. It is worth noting that the MCDW lobe grows as the next-neighbor interaction increases, as can be seen in Fig. 5(a).

There is an additional finite-size effect associated with this phase. For a finite chain of size  $L$ , the system exhibits the properties of the MCDW phase at density  $\rho$  for a reduced number of bosons given by  $N'_B = \rho L - 1$ . This was taken into account for the calculation of the corresponding bosonic charge gaps, density profiles, and order parameters from Fig. 4 and Fig. 5. For the thermodynamic limit extrapolation, the latter effect vanishes as  $N'_B/L \approx \rho + \mathcal{O}(1/L)$ . In particular, in order to obtain the most characteristic order parameter, we first calculate  $\mathcal{O}_{\rho'}^{\text{MCDW}}$  for a range of reference densities  $\rho - 1/L \leq \rho' \leq \rho$  and use the value of maximum magnitude from this set as the finite-size value for the subsequent extrapolations to the thermodynamic limit.

The emergence of the MCDW phase requires nonzero next-neighbor interactions and a balance of the carrier densities (bosons and fermions), which suggests the formation of Bose-Fermi composites in order to establish this peculiar insulator state. Another interesting fact is that this incompressible phase can only appear for  $\rho_B + \rho_F \leq 1$ , meaning that all fermions must cooperate to form this unique insulator. The limit case when  $\rho_B + \rho_F = 1$ , corresponds to the mutual half-filling situation  $\rho_B = \rho_F = 1/2$ , where both orders attain a two-site periodicity,

turning into the ICDW as  $\mathcal{O}_{\rho=1/2}^{\text{MCDW}} = \mathcal{O}^{\text{ICDW}}$  from (7) and (8).

### 3.3 Four fifths fermionic filling ( $\rho_F = 4/5$ )

As can be seen in Fig. 1(a), there is an unknown insulator state that has not been discussed yet; therefore, we fix the fermionic density at  $\rho_F = 4/5$  and calculate the bosonic chemical potential as the number of bosons grows, which is displayed in Fig. 6(a). Also, we follow

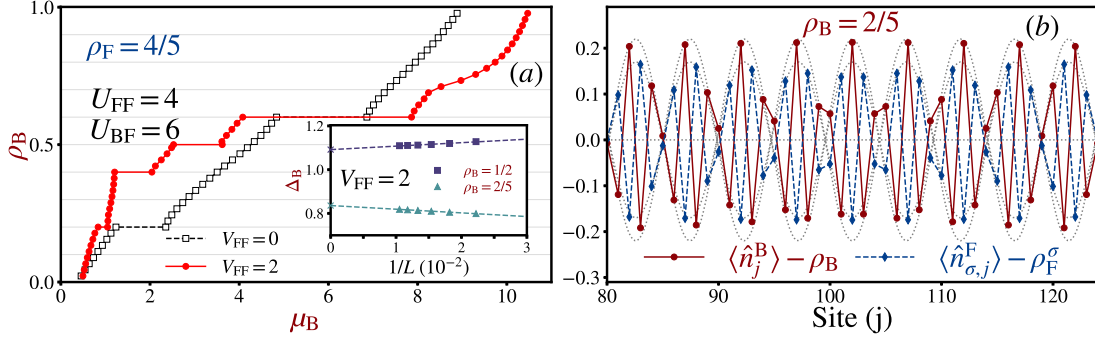


Figure 6: Bosonic density  $\rho_B$  vs. bosonic chemical potential  $\mu_B$  at the thermodynamic limit for a fermionic density  $\rho_F = 4/5$ . The local repulsion couplings are  $U_{FF} = 4$ , and  $U_{BF} = 6$ , and we compare the behavior with and without next-neighbor interaction between fermions using  $V_{FF} = 0, 2$ . The inset shows the charge gap  $\Delta_B$  as a function of the inverse of the system size  $L$  for  $V_{FF} = 2$  at  $\rho_B = 2/5, 1/2$ . In (b), we show the density profile for bosons  $\langle \hat{n}_j^B \rangle$  (red circles) and one color of fermions  $\langle \hat{n}_{\sigma,j}^F \rangle$ , that is either  $\sigma = \uparrow$  or  $\downarrow$ , (blue diamonds) with respect to the corresponding densities  $\rho_B, \rho_F^\sigma$  for  $L = 205$  at the plateau with  $\rho_B = 2/5$  found in (a), along with dotted lines that only act as visual guides of the oscillating pattern. The points correspond to DMRG results, and the lines are visual guides.

the evolution of the respective charge gaps from each plateau as we vary the next-neighbor interaction according to  $0 \leq V_{FF} \leq 4$  in Fig. 7(a). In the case of null next-neighbor interaction between fermions, we find the expected MMI and SSMI plateaus at  $\rho_B = 1/5, 3/5$  with charge gaps of  $\Delta_B^{\rho_B=1/5} = 1.12$  and  $\Delta_B^{\rho_B=3/5} = 2.02$ . By including the non-local interaction, the ICDW insulator predicted in Sec. 3.1 emerges with a nonzero charge gap for next-neighbor interactions higher than the critical value  $V_{FF}^* \rho_B=1/2 \approx 0.5$ , calculated using the ICDW order parameter (7) and corroborated by the gap calculations (see Fig. 7(a)). Then, as we increase  $V_{FF}$  we observe that the charge gap from the ICDW insulator also increases monotonously, with the specific value of  $\Delta_B^{\rho_B=1/2} = 1.09$  for  $V_{FF} = 2$  corresponding to Fig. 6(a). On the other hand, in the presence of nonzero next-neighbor interactions, the MMI decreases its charge gap to  $\Delta_B^{\rho_B=1/5} = 0.21$  for  $V_{FF} = 2$  as a consequence of the formation of composites between fermions and bosons. The latter continues as we increase  $V_{FF}$  until the corresponding plateau vanishes at  $V_{FF}^* \rho_B=1/5 \approx 2.7$  (see Fig. 7(a)). Also, we note that the charge gap of the SSMI state increases to  $\Delta_B^{\rho_B=3/5} = 3.75$  for  $V_{FF} = 2$ , but as the next-neighbor interaction grows further, the gap starts to decrease, which is expected, since the free fermions of the spin-selective phase can further disturb the insulating structure with higher  $V_{FF}$  values, hence reducing its stability. All of these scenarios are akin to the results found in Sec. 3.1 for the three corresponding insulators, since between  $\rho_F = 2/3$  and  $\rho_F = 4/5$  there are no particular changes in their behavior.

Nevertheless, when we turn on the next-neighbor interaction, we do find a peculiar plateau in Fig. 6(a), not seen in previous sections, which is located at  $\rho_B = 2/5$  and has a charge gap

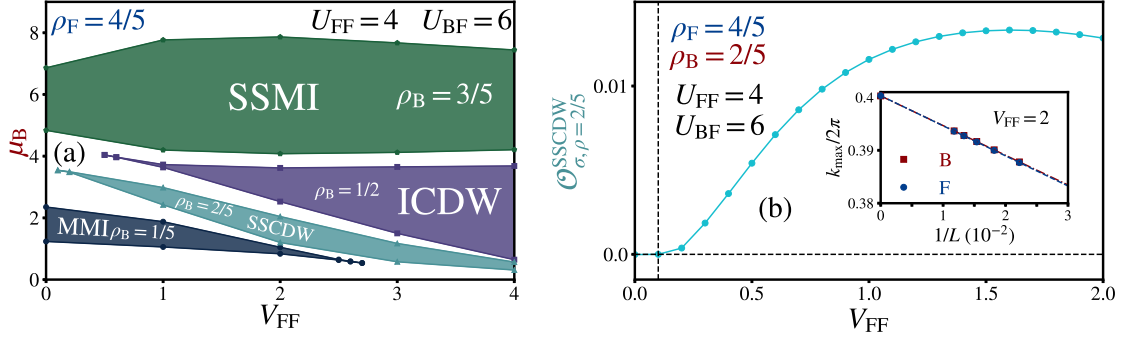


Figure 7: (a) Phase diagram of the bosonic chemical potential  $\mu_B$  vs. next-neighbor fermion interaction magnitude  $V_{FF}$  at the thermodynamic limit for a fermionic density  $\rho_F = 4/5$  without spin imbalance and local interactions  $U_{FF} = 4$  and  $U_{BF} = 6$ . The colored regions exhibit the evolution of the insulator states shown in Fig. 6(a), which are surrounded by SF regions and include the MMI at  $\rho_B = 1/5$ , the SSMI at  $\rho_B = 3/5$ , the ICDW at  $\rho_B = 1/2$ , and the SSCDW at  $\rho_B = 2/5$ . (b) SSCDW order parameter  $\mathcal{O}_{\sigma,\rho}^{SSCDW}$  at the corresponding density  $\rho = 2/5$  for a balanced mixture as a function of  $V_{FF}$  at the thermodynamic limit for the same parameters as (a). The vertical dashed line denotes the critical value  $V_{FF}^* \rho_B = 2/5$ , after which  $\mathcal{O}_{\rho}^{SSCDW}$  differs from zero. A horizontal dashed line is added to highlight the zero value of the order parameter. The inset shows the extrapolation to the thermodynamic limit of the wave vector of the largest contribution in the continuous Fourier transform  $k_{\max}/2\pi$  of the bosonic (red) and fermionic (blue) density profiles, for  $V_{FF} = 2$ . The critical value  $V_{FF}^* \rho_B = 1/2$  for the ICDW phase is calculated using the corresponding order parameter (7). The dots correspond to extrapolations from DMRG results, while the lines are visual guides.

of  $\Delta_B^{\rho_B=2/5} = 0.83$ . This particular incompressible phase appears when the density of the bosons equals half the density of the fermions, that is,  $\rho_B - \rho_F/2 = 0$ , and thus corresponds to an incommensurate insulator. As a means of shedding light on its nature, in Fig. 6(b) we show its corresponding boson and fermion density profiles, where we can see behavior similar to the MCDW phase of Fig. 4(b), only with a difference in the oscillation amplitudes of each species and the charge of each period, which in this case is of two bosons and four fermions. In this case, the synchronization is between bosons and only half of the fermion population. We corroborate this by looking at the wave vector of the highest contribution in each species profile, which, extrapolated to the thermodynamic limit at  $V_{FF} = 2$ , tends to  $k = 2\pi\rho$  with  $\rho = \rho_B = \rho_F/2 = 2/5$  (see inset of Fig. 7(b)). This scenario is analogous to what happened with the MMI and SSMI phases in a balanced mixture [65], so we denote this insulator a spin-selective CDW (SSCDW). In what follows, we will show that it has the properties of a spin-selective insulator.

Next, we explore the behavior of the system at the given fermionic density as we consider nonzero spin-population imbalance. Therefore, in Fig. 8(a) we exhibit the  $\rho_B - \mu_B$  graph for  $\rho_F = 4/5$  with a next-neighbor interaction of  $V_{FF} = 1$  and different cases of spin-imbalance, given by  $I = 0$  and  $I = 1/6$ . Without spin imbalance (black open squares), we observe the expected plateaus corresponding to the MMI with gap  $\Delta_B^{\rho_B=1/5} = 0.82$ , the SSMI with gap  $\Delta_B^{\rho_B=3/5} = 3.57$ , and the SSCDW with a gap of  $\Delta_B^{\rho_B=2/5} = 0.56$ . We do not clearly see the ICDW plateau, not because there is none, but because its charge gap has a small value of  $\Delta_B^{\rho_B=1/2} = 0.09$ , which is difficult to note at this scale. After increasing the spin-population imbalance to  $I = 1/6$ , we find that the charge gap of the MMI barely changes, to

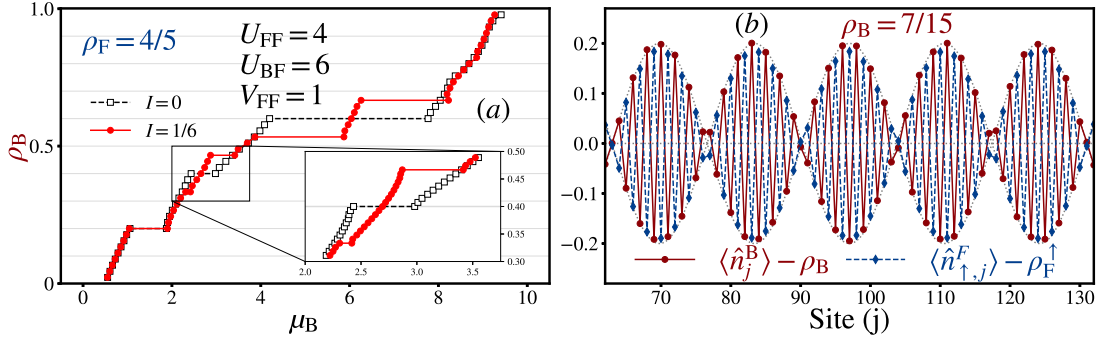


Figure 8: Bosonic density  $\rho_B$  vs. bosonic chemical potential  $\mu_B$  at the thermodynamic limit for a fermionic density  $\rho_F = 4/5$ , local interactions  $U_{FF} = 4$ ,  $U_{BF} = 6$ , and next-neighbor interaction  $V_{FF} = 1$ . Here we compare the behavior with and without spin imbalance using  $I = 0, 1/6$ . The inset shows a close-up of the region where the SSCDW splits because of the nonzero spin-population imbalance. In (b) we show the density profile for bosons  $\langle \hat{n}_j^B \rangle$  (red circles) and spin-up fermions  $\langle \hat{n}_{\uparrow,j}^F \rangle$  (blue diamonds) with respect to the corresponding densities  $\rho_B, \rho_F^\uparrow$  for  $L = 205$  at the plateau with  $\rho_B = 7/15$ , found in (a), along with corresponding dotted lines that only act as visual guides. The points correspond to DMRG results, while the lines are visual guides.

$\Delta_B^{\rho_B=1/5} = 0.86$ , while the SSMI splits into two plateaus at  $\rho_B = 8/15, 2/3$  with corresponding charge gaps of  $\Delta_B^{\rho_B=8/15} = 2.00$  and  $\Delta_B^{\rho_B=2/3} = 1.97$ . On top of that, we notice that the plateau associated with the SSCDW phase at  $\rho_B = 2/5$  also splits into two incompressible phases at  $\rho_B = 1/3, 7/15$  with charge gaps of  $\Delta_B^{\rho_B=1/3} = 0.11$  and  $\Delta_B^{\rho_B=7/15} = 0.54$ , respectively, which is further emphasized by the inset in Fig. 8(a).

We show the corresponding density profiles for the insulator at  $\rho_B = 7/15$  in Fig. 8(b). Here we observe the characteristic CDW coupling between spin-up fermions and bosons with seven particles per period of each coupled component, indicating that it also corresponds to a SSCDW phase. The insulator at  $\rho_B = 1/3$  also follows an analogous behavior with the corresponding periodicity, not shown here. Moreover, by looking at the bosonic correlation function  $\langle \hat{b}_x^\dagger \hat{b}_{x+y} \rangle$ <sup>1</sup> in Fig. 9(a) for the imbalanced case from Fig. 8(a) at  $\rho_B = 2/5$  we see a potential decay indicating its SF nature until an edge effect appears as a sudden decrease in the correlation function, while the SSCDW plateaus at  $\rho_B = 1/3$  and  $7/15$  exhibit an exponential decay, characteristic of an insulator state; hence the SSCDW states are separated by a superfluid phase [67, 93, 94].

Now we focus on one of the split SSCDW insulators, specifically  $\rho_B = 1/3$ , and show that the uncoupled fermionic spin component is not insulating. For this, we fix  $\rho_B = \rho_F^\downarrow = 1/3$  and study the dependence of  $\rho_F^\uparrow$  on its corresponding chemical potential  $\mu_F^\uparrow$ , which we calculate in an analog way as (5). This graph, shown in Fig. 9(b), exhibits the MMI and SSMI phases at  $\rho_F^\uparrow = 1/3, 2/3$ , respectively, with corresponding gaps  $\Delta_{F,\uparrow}^{\rho_F^\uparrow=1/3} = 0.93$  and  $\Delta_{F,\uparrow}^{\rho_F^\uparrow=2/3} = 2.12$ . Nevertheless, for  $\rho_F^\uparrow = 7/15$ , the density at which the bosonic charge gap is nonzero (see Fig. 8(a)), the spin-up fermionic gap is closed at the thermodynamic limit, emphasized by the inset of Fig. 9(a). This indicates that the spin-up fermions are in a gapless phase inside this SSCDW insulator.

<sup>1</sup>The correlation functions  $\langle \hat{b}_x^\dagger \hat{b}_{x+y} \rangle$  are calculated by averaging over  $x$  to remove finite size effects due to the CDW oscillations in the system.



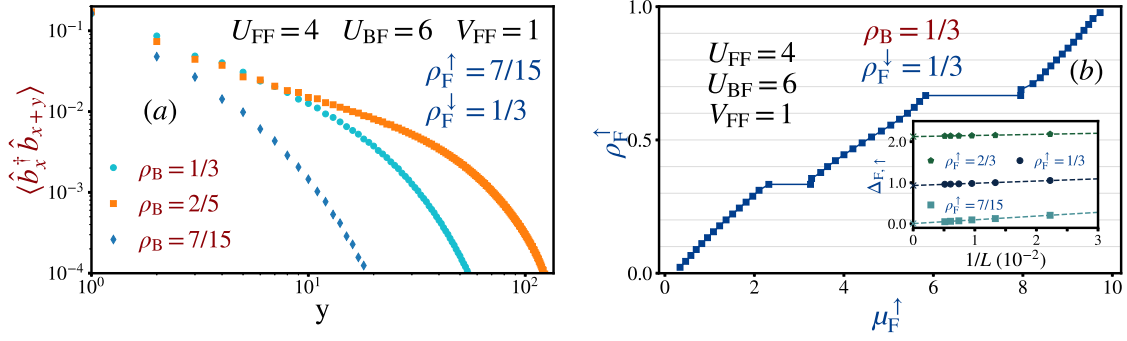


Figure 9: (a) Bosonic correlation function  $\langle \hat{b}_x^\dagger \hat{b}_{x+y} \rangle$  averaged over  $x$  as a function of  $y$  for a lattice of size  $L = 135$  at the fermionic densities  $\rho_F^\uparrow = 7/15$  and  $\rho_F^\downarrow = 1/3$  and different bosonic densities,  $\rho_B = 1/3$  (light blue),  $2/5$  (orange), and  $7/15$  (dark blue). We use a log-log scale to emphasize the superfluid or insulating behavior of the correlation functions and consider the interaction parameters  $U_{FF} = 4$ ,  $U_{BF} = 6$ , and  $V_{FF} = 1$ . (b) Spin-up fermionic density  $\rho_F^\uparrow$  vs. the corresponding fermionic chemical potential  $\mu_F^\uparrow$  at the thermodynamic limit with interactions  $U_{FF} = 4$ ,  $U_{BF} = 6$ ,  $V_{FF} = 1$  and the rest of the densities given by  $\rho_B = 1/3$  and  $\rho_F^\downarrow = 1/3$ . The inset shows the extrapolations of the fermionic charge gap  $\Delta_F^\uparrow$  for  $\rho_F^\uparrow = 1/3$ ,  $7/15$ , and  $2/3$ . The lines are visual guides, while the points correspond to DMRG results

After establishing the spin-selective character of the SSCDW phase, we propose a corresponding order parameter,  $\mathcal{O}_{\sigma,\rho}^{\text{SSCDW}}$ , as an extension of (8)

$$\mathcal{O}_{\sigma,\rho}^{\text{SSCDW}} = \frac{-1}{L^2} \sum_{j,l} e^{i2\pi\rho(j+l)} \langle \hat{n}_j^B - \rho_B \rangle \langle \hat{n}_{\sigma,l}^F - \rho_F^\sigma \rangle, \quad (9)$$

where we specify the spin as  $\sigma = \uparrow, \downarrow$ <sup>2</sup>. In Fig. 7(b), we show  $\mathcal{O}_{\sigma,\rho=2/5}^{\text{SSCDW}}$  for a range of  $V_{FF}$  values with the parameters of the balanced case from Fig. 7(a), for which we use either  $\sigma = \uparrow$  or  $\downarrow$  and  $\rho_F^\sigma = \rho_F/2$ . We note that after the critical value  $V_{FF}^* \rho_B=2/5 \approx 0.1$ , both the order parameter and the corresponding gap (Fig. 7(a)) increase from zero. For an imbalanced case, we checked that the definition (9) also works as an order parameter using the corresponding coupled fermionic component. Inside the balanced SSCDW phase, half of the fermions are uncoupled from the insulator structure. This decreases its stability with higher  $V_{FF}$ , as seen in a reduction of both the gap and the order parameter in Fig. 7. For large enough  $V_{FF}$ , we expect this behavior to break the insulator and transition the ground state to a SF phase. Even then, the SSCDW phase appears only for  $\rho_B + \rho_F \geq 1$ , since in this region the chain gets saturated with all of the carriers, which forces the coupling to only contain one type of fermion and not both, in contrast to what happens with the MCDW. This condition is also independent of the spin-population imbalance, since it only deals with the complete fermionic and bosonic densities.

### 3.4 Phase diagram for nonzero spin-population imbalance

According to the previous sections, there are two spin-selective phases in the present non-local mixture model, so it is of great value to analyze how the phase diagram from Fig. 1(a) changes

<sup>2</sup>The SSCDW phase exhibits the same finite-size effect as the MCDW phase where one has to measure its properties with one boson less than the expected, then we use the same procedure from Sec. 3.2 for the calculation of the bosonic gaps, density profiles, and order parameters.



as we increase the spin-population imbalance. This is depicted in Fig. 10, where we exhibit the phase diagram for  $I = 0, 1/6, 1/2, 1$ . Here, we observe that the phase space configuration of

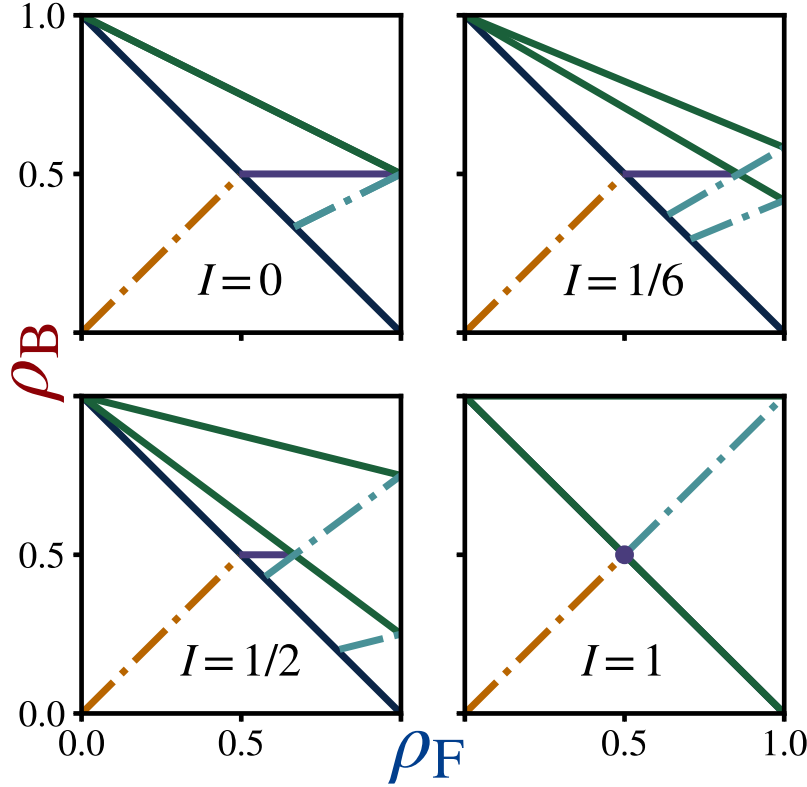


Figure 10: Phase diagram of the possible insulator phases that can appear in a Bose–Fermi mixture with next-neighbor fermionic interactions for different values of the spin-population imbalance  $I = 0, 1/6, 1/2, 1$ . The phases correspond to the MMI (dark blue line), MCDW (brown line), SSMI (dark green line), SSCDW (light green line), and ICDW (purple line and dot).

the MMI (dark blue) and MCDW (brown) insulators is invariant under the change of the spin-population imbalance, which further emphasizes its spin-independent nature. On the other hand, as we increase  $I$ , we can see the splitting of the spin-selective phases. In the case of the SSMI (dark green), the separation grows until the spin-up insulator follows  $\rho_B = 1$ , while the other one matches the MMI line. For the SSCDW (light green), there is an additional constraint,  $\rho_B + \rho_F \geq 1$ ; hence as the imbalance increases, the spin-down phase shortens until it vanishes at  $I = 1$ , while the spin-up phase follows the relation  $\rho_B - \rho_F = 0$ . In the case of the ICDW (purple line), the condition  $1/2 \leq \rho_F \leq 1/(1+I)$  limits its phase space line as  $I$  grows until it converges at the point  $\rho_B = \rho_F = 1/2$ . Hence for polarized fermions at half-filling the three different insulators found in this study follow the single condition  $\rho_B - \rho_F = 0$ . This emphasizes how a study with spinor fermions can show different emergent behaviors that can be elusive in an investigation with only scalar particles.

## 4 Bosonic next-neighbor interactions

Up to this point, we have only considered nonzero next-neighbor fermionic interactions, so a good question is what happens when the non-local interaction is between the bosons only. In order to answer this, in Fig. 11 we plot the  $\rho_B - \mu_B$  graph for  $\rho_F = 2/5, 2/3, 4/5$ , keeping the local interactions constant at  $U_{FF} = 4$  and  $U_{BF} = 6$  while turning on the next-neighbor bosonic interaction  $V_{BB}$  for values in the range  $0 \leq V_{BB} \leq 6$ . For  $\rho_F = 2/3$  (Fig. 11(a)) and

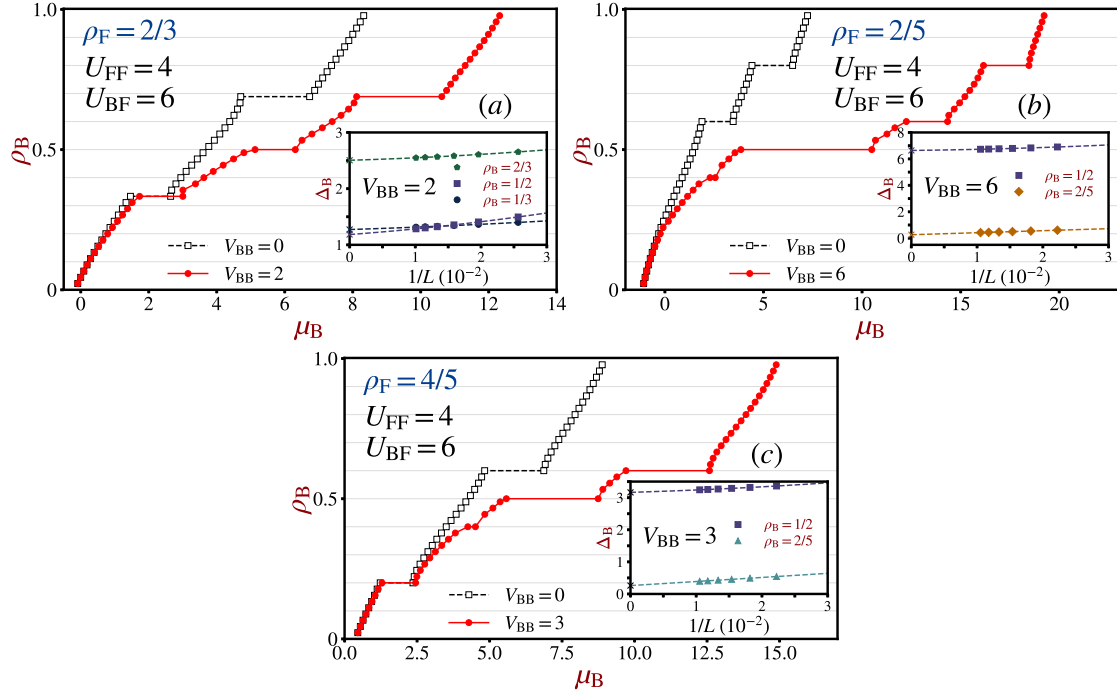


Figure 11: Bosonic density  $\rho_B$  vs. bosonic chemical potential  $\mu_B$  at the thermodynamic limit for fermionic densities (a)  $\rho_F = 2/3$ , (b)  $\rho_F = 2/5$ , and (c)  $\rho_F = 4/5$ . The local repulsion couplings are  $U_{FF} = 4$ , and  $U_{BF} = 6$ , and we compare the behavior with and without next-neighbor interaction between bosons using  $V_{BB} = 0, 2, 3, 6$ . Each inset shows the charge gap  $\Delta_B$  as a function of the inverse of the system size  $L$  for the corresponding nonzero  $V_{BB}$  at characteristic bosonic densities  $\rho_B$ . The points correspond to DMRG results and the lines are visual guides.

$V_{BB} = 2$ , we once again find three plateaus corresponding to the MMI at  $\rho_B = 1/3$ , the SSMI at  $\rho_B = 2/3$ , and the ICDW at  $\rho_B = 1/2$ , with charge gaps  $\Delta_B^{\rho_B=1/3} = 1.27$ ,  $\Delta_B^{\rho_B=2/3} = 2.51$ , and  $\Delta_B^{\rho_B=1/2} = 1.18$ , respectively. In this case, the main difference concerning  $V_{FF} \neq 0$  is that the plateaus of the MMI increase slightly, instead of decreasing, as happens in Fig. 4(a), which shows that the charge gap has a dependence on the associated particle statistics of the non-local interactions. Apart from that, for  $\frac{1}{2} \leq \rho_F \leq \frac{2}{3}$  we found that just as in Fig. 11(a), the phase diagram for fermionic next-neighbor interactions is the same for bosonic next-neighbor interactions (See Fig. 1).

On the other hand, at  $\rho_F = 2/5$  (Fig. 11(b)) we do observe an additional incompressible phase besides the ones in Fig. 4(a) when we turn on the non-local interaction to  $V_{BB} = 6$ . This new plateau is located at  $\rho_B = 1/2$  and corresponds to the ICDW with charge gap  $\Delta_B^{\rho_B=1/2} = 6.64$ . Here, since the bosons possess the non-local interactions, they can form the CDW structure even in the absence of fermions, so in this case the ICDW appears for any fermionic filling, as can be seen in Fig. 1(b). Apart from this insulator, we still find the MMI

and SSMI at  $\rho_B = 3/5$  and  $\rho_B = 4/5$  with gaps  $\Delta_B^{\rho_B=3/5} = 2.09$  and  $\Delta_B^{\rho_B=4/5} = 2.31$ , respectively. For this instance, both of them increase their stability with higher  $V_{BB}$ . In Sec. 3.2 for  $V_{FF} \neq 0$  we found that the non-local interactions drastically reduced the spin-selective phase gap, since the free fermions are enhanced by this interaction and hence can disturb the insulating structure. In this case, only the bosons have non-local interactions, and because of that the stability of the phase is not damped. The MCDW phase still appears in the phase diagram, but with a particularly small charge gap of  $\Delta_B^{\rho_B=2/5} = 0.26$ . Considering the high value of the bosonic interaction in this case, this suggests that the MCDW structure is more favorable for  $V_{FF} \neq 0$ .

Finally, in Fig. 11(c) we show the case for  $\rho_F = 4/5$ , which has results analogous to the previous two fermionic densities. The ICDW appears with a charge gap of  $\Delta_B^{\rho_B=1/2} = 3.16$ , as expected from Fig. 1(b). For the MMI and SSMI, their charge gaps increase to  $\Delta_B^{\rho_B=1/5} = 1.16$  and  $\Delta_B^{\rho_B=3/5} = 2.88$ , respectively, in the same way as happened for Fig. 11(a). On the contrary, the SSCDW arises with a small charge gap of  $\Delta_B^{\rho_B=2/5} = 0.26$ , similar to the MCDW in Fig. 11(b).

In summary, the most relevant change to the phase diagram when we consider next-neighbor interactions between bosons is the presence of the ICDW phase for all values of the fermionic density  $\rho_F$ , which is depicted in Fig. 1.

## 5 Conclusions

In the present study, we have introduced three incommensurable insulators that emerge after taking into account next-neighbor intraspecies interactions for a Bose–Fermi mixture model of two-color fermions and scalar bosons at the hardcore limit. We used an MPS-based DMRG method to obtain the ground state for given carrier densities and interaction parameters and subsequently constructed plots of the bosonic density against the bosonic chemical potential to determine the presence of the corresponding incompressible phases. We proposed order parameters, as well as constructed multiple density profiles and phase diagrams, varying the next-neighbor interaction between fermions or bosons to characterize the properties of the cited insulators.

The effect of the non-local interactions on the well-known mixed Mott insulator (MMI) [31, 64] and the spin-selective Mott insulator (SSMI) [65–68] was studied, noting that those insulators tend to disappear or remain stable, depending on whether the value of the fermionic density is greater or less than  $\rho_F = 1/2$  and on the kind of species under non-local interactions. For instance, we observed that for  $\rho_F < 1/2$  and next-neighbor interactions between fermions, the MMI (SSMI) phase remains stable (tends to disappear) when the non-local coupling grows, while the opposite happens for  $\rho_F > 1/2$ . The above scenario is exchanged if we consider non-local interaction between bosons instead of fermions.

An immiscible charge density wave (ICDW) phase emerges at  $\rho_B = 1/2$ , which has a CDW order for both fermions and bosons that are completely out of phase. It was established that this insulator only appears for  $1/2 \leq \rho_F \leq 1/(1+I)$ , which is associated with the system having just enough fermions to create the characteristic dimerized lattice from the CDW order. The gap from this incompressible phase grows with increasing next-neighbor fermion interaction, since this non-local repulsion provides stability to the CDW structure. The presence of the phase was clarified by employing an order parameter constructed from a product of the traditional CDW order parameter for each species, with a minus sign that accounts for the out-of-phase oscillation. This quantity agrees with the gap opening and gives a stronger argument for the determination of the critical point. Exchanging fermions with bosons for the

next-neighbor interaction removes the left border of this phase, allowing it to occur at any fermionic density.

On the other hand, another non-trivial insulator appears for the condition  $\rho_B - \rho_F = 0$ , where both species have CDW orders with a characteristic wave vector proportional to the density of both species, which we denote mixed charge density wave (MCDW). We characterize its critical transition using an order parameter analog to the ICDW one, where we change the wave vector to the corresponding one for the MCDW phase, which we corroborate with the bosonic gap calculations. This phase only appears for  $\rho_B + \rho_F \leq 1$ , and for a fermionic density of  $\rho_F = 2/5$  it has a unit cell of length five sites that contains two particles of each species. This phase is favored, and its bosonic gap increases with the next-neighbor interaction between fermions or bosons.

A total number of carriers greater than the lattice size ( $\rho_B + \rho_F \geq 1$ ) and interactions open the possibility of spin-selective states, a fact that was corroborated by the emergence of the spin-selective charge density wave (SSCDW) insulator when turning on the non-local interaction between fermions or bosons. In this state, one kind of fermion is itinerant, while the other couples with the bosons to establish an insulator state that fulfills  $\rho_B - \rho_F^{\uparrow,(\downarrow)} = 0$  and exhibits interleaved CDW profiles with a global pattern. We explicitly showed the spin-selective character of this state by breaking the  $SU(2)$  symmetry, i.e., under a spin-population imbalance, this state splits into two SSCDW insulators, which are separated by a superfluid phase. Finally, a spin-selective order parameter was proposed and used to identify the superfluid-SSCDW critical point.

The present study unearthed three different incommensurable insulators induced by non-local interactions; however, some aspects need to be explored in the future. For instance, what happens if the hardcore approximation is relaxed? In this case, we anticipate that the new incommensurable insulators will emerge along with the MMI and SSMI states between every two trivial bosonic Mott insulators ( $\rho_B = n$ , with  $n$  being an integer). This has already been observed for the MMI and SSMI phases, where the relations that they follow change to  $\rho_B + \rho_F = n$  and  $\rho_B + \rho_F^{\uparrow,(\downarrow)} = n$ , respectively [66]. Either way, we do not discount the appearance of other insulators that could emerge from reducing the hardcore restriction.

This study focused on a particular set of values for the local interspecies and intraspecies interactions, but it is important to think of the effect that changing these parameters can have on these insulators. By setting  $U_{FF}$ , the insulator states are expected to arise from critical values of the Bose–Fermi couplings, which will depend on each phase, as has been shown in previous studies without non-local interactions [64–68]. For instance, we observed that for  $\rho_F = 4/5$ , the stability of the SSCDW and ICDW insulators increases for higher values of the local interspecies interaction  $U_{BF}$ , since this parameter modulates the mutual behavior between species that characterize these CDW insulators. On the other hand, a small increase in the local fermionic interaction  $U_{FF}$  can lead to a charge gap increase in the ICDW phase, due to the localization of the fermions in the CDW order, and a decrease in the SSCDW phase stability because of stronger perturbations caused by the free fermions on the insulator. However, a more thorough study has yet to be done.

The ground state evolution under the simultaneous effect of the next-neighbor interaction between fermions or bosons and/or the inclusion of interspecies non-local couplings was not thoroughly explored. However, some preliminary results suggest that the insulator states unearthed in this paper will emerge. Moreover, we do not discount the possibility of finding new states under these conditions.

We trust that our investigation can inspire future research on the extended Bose-Fermi Hubbard model and specifically the previously-shown incompressible phases, since their incommensurable CDW character presents an opportunity to observe new emerging behavior in mixtures that could give rise to possible applications in industry [95]. Fortunately, the ICDW

phase has recently been observed in the excitonic system of GaAs bilayers [34], so an experimental observation of the other insulators would be a crucial input for the research on this topic. The latter could be done in the same condensed matter system where the non-local interactions of the dipolar excitons play a crucial role [33–37], while cold-atom setups also present a great opportunity. Here the non-local interaction can be fulfilled using polar molecules [96,97] which could potentially be loaded in an optical lattice, or Rydberg-dressed atoms [98–100], where proposals of extended Hubbard models have been made. These possible experimental realizations, along with the present proposal of phases with non-local interactions open a pathway to an amalgam of new strongly-correlated insulators in low-dimensional systems.

## Acknowledgments

Silva-Valencia acknowledges the support of the DIEB - Universidad Nacional de Colombia (Grant No. 51116). J. S.-V. thanks to the University of Pittsburgh for its kind hospitality during his sabbatical year. Gómez-Lozada thanks the Okinawa Institute of Science and Technology and the Quantum Systems Unit for their support and hospitality during his research internship.

## A Particle-hole symmetry

In this appendix, we will show that the Hamiltonian (1)-(4) has a particle-hole symmetry at the hardcore limit for the bosons, which allows us to simplify the phase diagrams in Fig. 1. First, we consider the symmetry of the fermions in the system and then we address the case for the bosons.

We introduce the charge conjugation operator  $\hat{\mathcal{P}}$ , which changes each filled Fock state for a vacuum one and vice-versa

$$\hat{\mathcal{P}} |1\rangle \rightarrow |0\rangle, \quad (10)$$

$$\hat{\mathcal{P}} |0\rangle \rightarrow |1\rangle. \quad (11)$$

Because of the Pauli exclusion principle, this operator is well-defined for each fermionic site. To generalize the concept for a set of fermionic sites, the charge conjugation operator is defined through its effect on the creation and annihilation operators  $\hat{f}_{\sigma,j}^\dagger$  and  $\hat{f}_{\sigma,j}$ , respectively [101]

$$\hat{\mathcal{P}} \hat{f}_{\sigma,j}^\dagger \hat{\mathcal{P}}^{-1} = (-1)^j \hat{f}_{\sigma,j}, \quad (12)$$

$$\hat{\mathcal{P}} \hat{f}_{\sigma,j} \hat{\mathcal{P}}^{-1} = (-1)^j \hat{f}_{\sigma,j}^\dagger, \quad (13)$$

for each spin  $\sigma = \uparrow, \downarrow$  and site  $j$ . With these expressions, we see that the fermionic number operators  $\hat{n}_{\sigma,j}^F$  transform under  $\hat{\mathcal{P}}$  as

$$\hat{\mathcal{P}} \hat{n}_{\sigma,j}^F \hat{\mathcal{P}}^{-1} = (-1)^{2j} \hat{f}_{\sigma,j} \hat{f}_{\sigma,j}^\dagger, \quad (14)$$

$$= 1 - \hat{n}_{\sigma,j}^F. \quad (15)$$

Now let us show that the fermionic Hamiltonian (3) is invariant under the effect of  $\hat{\mathcal{P}}$ . The fermionic hopping term directly shows this property

$$\hat{\mathcal{P}} \left[ \hat{f}_{\sigma,j}^\dagger \hat{f}_{\sigma,j+1} + \text{H.c.} \right] \hat{\mathcal{P}}^{-1} = (-1)^{2j+1} \hat{f}_{\sigma,j} \hat{f}_{\sigma,j+1}^\dagger + \text{H.c.}, \quad (16)$$

$$= \hat{f}_{\sigma,j}^\dagger \hat{f}_{\sigma,j+1} + \text{H.c.} \quad (17)$$

On the other hand, the fermionic on-site interaction term from (3) transforms as

$$\hat{\mathcal{P}} \left[ \hat{n}_{\uparrow,j}^F \hat{n}_{\downarrow,j}^F \right] \hat{\mathcal{P}}^{-1} = \left( 1 - \hat{n}_{\uparrow,j}^F \right) \left( 1 - \hat{n}_{\downarrow,j}^F \right), \quad (18)$$

$$= \hat{n}_{\uparrow,j}^F \hat{n}_{\downarrow,j}^F + 1 - \left( \hat{n}_{\uparrow,j}^F + \hat{n}_{\downarrow,j}^F \right). \quad (19)$$

In this case, the interaction exchange is not directly invariant under the transformation. Nevertheless, the extra terms that appear are either constant or in the form of a chemical potential contribution. Since we are working in a number-conserving Hilbert space, they do not change the ground state of the Hamiltonian, as their main effect is to shift the zero in the energy and chemical potential scales. For the fermionic next-neighbor interaction, we recover an analog result

$$\hat{\mathcal{P}} \left[ \hat{n}_j^F \hat{n}_{j+1}^F \right] \hat{\mathcal{P}}^{-1} = \left( 2 - \hat{n}_j^F \right) \left( 2 - \hat{n}_{j+1}^F \right), \quad (20)$$

$$= \hat{n}_j^F \hat{n}_{j+1}^F + 4 - 2 \left( \hat{n}_j^F + \hat{n}_{j+1}^F \right), \quad (21)$$

where the factors of **2** appear because  $\hat{n}_j^F = \hat{n}_{\uparrow,j}^F + \hat{n}_{\downarrow,j}^F$ .

For the bosons, the charge conjugation operator (10) and (11) is ill-defined, since there can be more than two states per site; nevertheless, for the hardcore limit we extend the definition to the bosonic Hilbert space as

$$\hat{\mathcal{P}} \hat{\mathbf{b}}_j^\dagger \hat{\mathcal{P}}^{-1} = \hat{\mathbf{b}}_j, \quad (22)$$

$$\hat{\mathcal{P}} \hat{\mathbf{b}}_j \hat{\mathcal{P}}^{-1} = \hat{\mathbf{b}}_j^\dagger, \quad (23)$$

where we omit the  $(-1)^j$  factor due to the bosonic nature of the many-body wave function. This does not affect the result from (14)-(15), since the hardcore bosons have the same on-site anti-commutation relations as the fermions, hence  $\hat{\mathcal{P}} \hat{\mathbf{n}}_j^B \hat{\mathcal{P}}^{-1} = 1 - \hat{\mathbf{n}}_j^B$ .

With (22)-(23), it is clear to show that

$$\hat{\mathcal{P}} \left[ \hat{\mathbf{b}}_j^\dagger \hat{\mathbf{b}}_{j+1} + \text{H.c.} \right] \hat{\mathcal{P}}^{-1} = \hat{\mathbf{b}}_j^\dagger \hat{\mathbf{b}}_{j+1} + \text{H.c.} \quad (24)$$

Moreover, the general bosonic interaction transforms as

$$\hat{\mathcal{P}} \left[ \hat{\mathbf{n}}_j^B \hat{\mathbf{n}}_l^B \right] \hat{\mathcal{P}}^{-1} = \hat{\mathbf{n}}_j^B \hat{\mathbf{n}}_l^B + 1 - \left( \hat{\mathbf{n}}_j^B + \hat{\mathbf{n}}_l^B \right). \quad (25)$$

So the bosonic Hamiltonian (2) is also invariant under this extended charge conjugation operator.

When we look at the interspecies Hamiltonian (4), it can be seen that both definitions (12)-(13) and (22)-(23) together have the following effect on the interaction term

$$\hat{\mathcal{P}} \left[ \hat{\mathbf{n}}_j^B \hat{\mathbf{n}}_l^F \right] \hat{\mathcal{P}}^{-1} = \hat{\mathbf{n}}_j^B \hat{\mathbf{n}}_l^F + 2 - \left( 2\hat{\mathbf{n}}_j^B + \hat{\mathbf{n}}_l^F \right). \quad (26)$$

Hence, we conclude that (1)-(4) is invariant under the charge conjugation transformation up to constant and chemical potential terms. This means that if we find the ground state corresponding to a given set of parameters and densities of particles  $\rho_B$ ,  $\rho_F^\uparrow$  and  $\rho_F^\downarrow$ , because of the particle-hole symmetry this will also be the ground state for the fillings  $1 - \rho_B$ ,  $1 - \rho_F^\uparrow$  and  $1 - \rho_F^\downarrow$ , respectively. The ground-state energies will differ because of the extra terms in the transformation of the interactions, but this will only apply a shift in both the energy scale and the chemical potential scale in the  $\rho_B - \mu_B$  curves used in the present investigation, meaning that the physical properties of the system remain invariant. Because of this, we need only analyze half of the phase diagrams from Fig. 1.



## References

- [1] I. M. Georgescu, S. Ashhab and F. Nori, Quantum simulation, *Reviews of Modern Physics* **86**(1), 153 (2014), doi:[10.1103/RevModPhys.86.153](https://doi.org/10.1103/RevModPhys.86.153).
- [2] E. Altman, K. R. Brown, G. Carleo, L. D. Carr, E. Demler, C. Chin, B. DeMarco, S. E. Economou, M. A. Eriksson, K.-M. C. Fu, M. Greiner, K. R. Hazzard et al., Quantum simulators: Architectures and opportunities, *PRX Quantum* **2**(1), 017003 (2021), doi:[10.1103/PRXQuantum.2.017003](https://doi.org/10.1103/PRXQuantum.2.017003).
- [3] A. F. Andreev and E. P. Bashkin, Three-velocity hydrodynamics of superfluid solutions, *Journal of Experimental and Theoretical Physics* **42**(1), 164 (1975).
- [4] G. E. Volovik, V. P. Mineev and I. M. Khalatnikov, Theory of solutions of a superfluid fermi liquid in a superfluid bose liquid, *Journal of Experimental and Theoretical Physics* **42**(2), 342 (1975).
- [5] C. Andreani, C. Pantalei and R. Senesi, Mean kinetic energy of helium atoms in fluid  $^3\text{He}$  and  $^3\text{He}$ – $^4\text{He}$  mixtures, *Journal of Physics: Condensed Matter* **18**(24), 5587 (2006), doi:[10.1088/0953-8984/18/24/001](https://doi.org/10.1088/0953-8984/18/24/001).
- [6] I. Bloch, J. Dalibard and W. Zwerger, Many-body physics with ultracold gases, *Reviews of Modern Physics* **80**(3), 885 (2008), doi:[10.1103/RevModPhys.80.885](https://doi.org/10.1103/RevModPhys.80.885).
- [7] I. Bloch, J. Dalibard and S. Nascimbène, Quantum simulations with ultracold quantum gases, *Nature Physics* **8**(4), 267 (2012), doi:[10.1038/nphys2259](https://doi.org/10.1038/nphys2259).
- [8] C. Gross and I. Bloch, Quantum simulations with ultracold atoms in optical lattices, *Science* **357**(6355), 995 (2017), doi:[10.1126/science.aal3837](https://doi.org/10.1126/science.aal3837).
- [9] A. G. Truscott, K. E. Strecker, W. I. McAlexander, G. B. Partridge and R. G. Hulet, Observation of fermi pressure in a gas of trapped atoms, *Science* **291**(5513), 2570 (2001), doi:[10.1126/science.1059318](https://doi.org/10.1126/science.1059318).
- [10] F. Schreck, L. Khaykovich, K. L. Corwin, G. Ferrari, T. Bourdel, J. Cubizolles and C. Salomon, Quasipure bose-einstein condensate immersed in a fermi sea, *Physical Review Letters* **87**(8), 080403 (2001), doi:[10.1103/PhysRevLett.87.080403](https://doi.org/10.1103/PhysRevLett.87.080403).
- [11] Z. Hadzibabic, C. A. Stan, K. Dieckmann, S. Gupta, M. W. Zwierlein, A. Görlitz and W. Ketterle, Two-species mixture of quantum degenerate bose and fermi gases, *Physical Review Letters* **88**(16), 160401 (2002), doi:[10.1103/PhysRevLett.88.160401](https://doi.org/10.1103/PhysRevLett.88.160401).
- [12] G. Roati, F. Riboli, G. Modugno and M. Inguscio, Fermi-bose quantum degenerate  $^{40}\text{K}$ – $^{87}\text{Rb}$  mixture with attractive interaction, *Physical Review Letters* **89**(15), 150403 (2002), doi:[10.1103/PhysRevLett.89.150403](https://doi.org/10.1103/PhysRevLett.89.150403).
- [13] C. Silber, S. Günther, C. Marzok, B. Deh, Ph. W. Courteille and C. Zimmermann, Quantum-degenerate mixture of fermionic lithium and bosonic rubidium gases, *Physical Review Letters* **95**(17), 170408 (2005), doi:[10.1103/PhysRevLett.95.170408](https://doi.org/10.1103/PhysRevLett.95.170408).
- [14] K. Günter, T. Stöferle, H. Moritz, M. Köhl and T. Esslinger, Bose-fermi mixtures in a three-dimensional optical lattice, *Physical Review Letters* **96**(18), 180402 (2006), doi:[10.1103/PhysRevLett.96.180402](https://doi.org/10.1103/PhysRevLett.96.180402).

- [15] M. Zaccanti, C. D’Errico, F. Ferlaino, G. Roati, M. Inguscio and G. Modugno, Control of the interaction in a fermi-bose mixture, Physical Review A **74**(4), 041605 (2006), doi:[10.1103/PhysRevA.74.041605](https://doi.org/10.1103/PhysRevA.74.041605).
- [16] J. M. McNamara, T. Jelten, A. S. Tychkov, W. Hogervorst and W. Vassen, Degenerate bose-fermi mixture of metastable atoms, Physical Review Letters **97**(8), 080404 (2006), doi:[10.1103/PhysRevLett.97.080404](https://doi.org/10.1103/PhysRevLett.97.080404).
- [17] T. Best, S. Will, U. Schneider, L. Hackermüller, D. van Oosten, I. Bloch and D.-S. Lüthmann, Role of interactions in  $^{87}\text{Rb}$ – $^{40}\text{K}$  bose-fermi mixtures in a 3d optical lattice, Physical Review Letters **102**(3), 030408 (2009), doi:[10.1103/PhysRevLett.102.030408](https://doi.org/10.1103/PhysRevLett.102.030408).
- [18] T. Fukuhara, S. Sugawa, Y. Takasu and Y. Takahashi, All-optical formation of quantum degenerate mixtures, Physical Review A **79**(2), 021601 (2009), doi:[10.1103/PhysRevA.79.021601](https://doi.org/10.1103/PhysRevA.79.021601).
- [19] B. Deh, W. Gunton, B. G. Klappauf, Z. Li, M. Semczuk, J. Van Dongen and K. W. Madison, Giant feshbach resonances in  $^6\text{Li}$ – $^{85}\text{Rb}$  mixtures, Physical Review A **82**(2), 020701 (2010), doi:[10.1103/PhysRevA.82.020701](https://doi.org/10.1103/PhysRevA.82.020701).
- [20] M. K. Tey, S. Stellmer, R. Grimm and F. Schreck, Double-degenerate bose-fermi mixture of strontium, Physical Review A **82**(1), 011608 (2010), doi:[10.1103/PhysRevA.82.011608](https://doi.org/10.1103/PhysRevA.82.011608).
- [21] T. Schuster, R. Scelle, A. Trautmann, S. Knoop, M. K. Oberthaler, M. M. Haverhals, M. R. Goosen, S. J. J. M. F. Kokkelmans and E. Tiemann, Feshbach spectroscopy and scattering properties of ultracold li + na mixtures, Physical Review A **85**(4), 042721 (2012), doi:[10.1103/PhysRevA.85.042721](https://doi.org/10.1103/PhysRevA.85.042721).
- [22] S.-K. Tung, C. Parker, J. Johansen, C. Chin, Y. Wang and P. S. Julienne, Ultracold mixtures of atomic  $^6\text{Li}$  and  $^{133}\text{Cs}$  with tunable interactions, Physical Review A **87**(1), 010702 (2013), doi:[10.1103/PhysRevA.87.010702](https://doi.org/10.1103/PhysRevA.87.010702).
- [23] V. D. Vaidya, J. Tiamsuphat, S. L. Rolston and J. V. Porto, Degenerate bose-fermi mixtures of rubidium and ytterbium, Physical Review A **92**(4), 043604 (2015), doi:[10.1103/PhysRevA.92.043604](https://doi.org/10.1103/PhysRevA.92.043604).
- [24] R. Onofrio, Physics of our days: Cooling and thermometry of atomic fermi gases, Physics-Usppekhi **59**(11), 1129 (2016), doi:[10.3367/UFNe.2016.07.037873](https://doi.org/10.3367/UFNe.2016.07.037873).
- [25] Y.-P. Wu, X.-C. Yao, H.-Z. Chen, X.-P. Liu, X.-Q. Wang, Y.-A. Chen and J.-W. Pan, A quantum degenerate bose-fermi mixture of  $^{41}\text{K}$  and  $^6\text{Li}$ , Journal of Physics B: Atomic, Molecular and Optical Physics **50**(9), 094001 (2017), doi:[10.1088/1361-6455/aa658b](https://doi.org/10.1088/1361-6455/aa658b).
- [26] F. Schäfer, N. Mizukami, P. Yu, S. Koibuchi, A. Bouscal and Y. Takahashi, Experimental realization of ultracold  $\text{Yb}$ – $^7\text{Li}$  mixtures in mixed dimensions, Physical Review A **98**(5), 051602 (2018), doi:[10.1103/PhysRevA.98.051602](https://doi.org/10.1103/PhysRevA.98.051602).
- [27] I. Ferrier-Barbut, M. Delehaye, S. Laurent, A. T. Grier, M. Pierce, B. S. Rem, F. Chevy and C. Salomon, A mixture of bose and fermi superfluids, Science **345**(6200), 1035 (2014), doi:[10.1126/science.1255380](https://doi.org/10.1126/science.1255380).
- [28] M. Delehaye, S. Laurent, I. Ferrier-Barbut, S. Jin, F. Chevy and C. Salomon, Critical velocity and dissipation of an ultracold bose-fermi counterflow, Physical Review Letters **115**(26), 265303 (2015), doi:[10.1103/PhysRevLett.115.265303](https://doi.org/10.1103/PhysRevLett.115.265303).

- [29] X.-C. Yao, H.-Z. Chen, Y.-P. Wu, X.-P. Liu, X.-Q. Wang, X. Jiang, Y. Deng, Y.-A. Chen and J.-W. Pan, Observation of coupled vortex lattices in a mass-imbalance bose and fermi superfluid mixture, *Physical Review Letters* **117**(14), 145301 (2016), doi:[10.1103/PhysRevLett.117.145301](https://doi.org/10.1103/PhysRevLett.117.145301).
- [30] R. Roy, A. Green, R. Bowler and S. Gupta, Two-element mixture of bose and fermi superfluids, *Physical Review Letters* **118**(5), 055301 (2017), doi:[10.1103/PhysRevLett.118.055301](https://doi.org/10.1103/PhysRevLett.118.055301).
- [31] S. Sugawa, K. Inaba, S. Taie, R. Yamazaki, M. Yamashita and Y. Takahashi, Interaction and filling-induced quantum phases of dual mott insulators of bosons and fermions, *Nature Physics* **7**(8), 642 (2011), doi:[10.1038/nphys2028](https://doi.org/10.1038/nphys2028).
- [32] G. Wang, A. Chernikov, M. M. Glazov, T. F. Heinz, X. Marie, T. Amand and B. Urbaszek, Colloquium: Excitons in atomically thin transition metal dichalcogenides, *Reviews of Modern Physics* **90**(2), 021001 (2018), doi:[10.1103/RevModPhys.90.021001](https://doi.org/10.1103/RevModPhys.90.021001).
- [33] D. A. Ruiz-Tijerina, Bose-fermi mixtures in 2d solid-state superstructures, *Nature Materials* **22**(2), 153 (2023), doi:[10.1038/s41563-022-01469-x](https://doi.org/10.1038/s41563-022-01469-x).
- [34] C. Lagoin, S. Suffit, K. Baldwin, L. Pfeiffer and F. Dubin, Dual-density waves with neutral and charged dipolar excitons of gaas bilayers, *Nature Materials* **22**(2), 170 (2023), doi:[10.1038/s41563-022-01409-9](https://doi.org/10.1038/s41563-022-01409-9).
- [35] Y. Zeng, Z. Xia, R. Dery, K. Watanabe, T. Taniguchi, J. Shan and K. F. Mak, Exciton density waves in coulomb-coupled dual moiré lattices, *Nature Materials* **22**(2), 175 (2023), doi:[10.1038/s41563-022-01454-4](https://doi.org/10.1038/s41563-022-01454-4).
- [36] B. Gao, D. G. Suárez-Forero, S. Sarkar, T.-S. Huang, D. Session, M. J. Mehrabad, R. Ni, M. Xie, P. Upadhyay, J. Vannucci, S. Mittal, K. Watanabe et al., Excitonic mott insulator in a bose-fermi-hubbard system of moiré  $WS_2/WSe_2$  heterobilayer, *Nature Communications* **15**(1), 2305 (2024), doi:[10.1038/s41467-024-46616-x](https://doi.org/10.1038/s41467-024-46616-x).
- [37] Z. Lian, Y. Meng, L. Ma, I. Maity, L. Yan, Q. Wu, X. Huang, D. Chen, X. Chen, X. Chen, M. Blei, T. Taniguchi et al., Valley-polarized excitonic mott insulator in  $WS_2/WSe_2$  moiré superlattice, *Nature Physics* **20**(1), 34 (2024), doi:[10.1038/s41567-023-02266-2](https://doi.org/10.1038/s41567-023-02266-2).
- [38] A. Albus, F. Illuminati and J. Eisert, Mixtures of bosonic and fermionic atoms in optical lattices, *Physical Review A* **68**(2), 023606 (2003), doi:[10.1103/PhysRevA.68.023606](https://doi.org/10.1103/PhysRevA.68.023606).
- [39] M. A. Cazalilla and A. F. Ho, Instabilities in binary mixtures of one-dimensional quantum degenerate gases, *Physical Review Letters* **91**(15), 150403 (2003), doi:[10.1103/PhysRevLett.91.150403](https://doi.org/10.1103/PhysRevLett.91.150403).
- [40] M. Lewenstein, L. Santos, M. A. Baranov and H. Fehrmann, Atomic bose-fermi mixtures in an optical lattice, *Physical Review Letters* **92**(5), 050401 (2004), doi:[10.1103/PhysRevLett.92.050401](https://doi.org/10.1103/PhysRevLett.92.050401).
- [41] L. Mathey, D.-W. Wang, W. Hofstetter, M. D. Lukin and E. Demler, Luttinger liquid of polarons in one-dimensional boson-fermion mixtures, *Physical Review Letters* **93**(12), 120404 (2004), doi:[10.1103/PhysRevLett.93.120404](https://doi.org/10.1103/PhysRevLett.93.120404), READ.
- [42] R. Roth and K. Burnett, Quantum phases of atomic boson-fermion mixtures in optical lattices, *Physical Review A* **69**(2), 021601 (2004), doi:[10.1103/PhysRevA.69.021601](https://doi.org/10.1103/PhysRevA.69.021601).

- [43] H. Frahm and G. Palacios, Correlation functions of one-dimensional bose-fermi mixtures, Physical Review A **72**(6), 061604 (2005), doi:[10.1103/PhysRevA.72.061604](https://doi.org/10.1103/PhysRevA.72.061604).
- [44] M. T. Batchelor, M. Bortz, X. W. Guan and N. Oelkers, Exact results for the one-dimensional mixed boson-fermion interacting gas, Physical Review A **72**(6), 061603 (2005), doi:[10.1103/PhysRevA.72.061603](https://doi.org/10.1103/PhysRevA.72.061603).
- [45] Y. Takeuchi and H. Mori, Mixing-demixing transition in one-dimensional boson-fermion mixtures, Physical Review A **72**(6), 063617 (2005), doi:[10.1103/PhysRevA.72.063617](https://doi.org/10.1103/PhysRevA.72.063617).
- [46] L. Pollet, M. Troyer, K. Van Houcke and S. M. A. Rombouts, Phase diagram of bose-fermi mixtures in one-dimensional optical lattices, Physical Review Letters **96**(19), 190402 (2006), doi:[10.1103/PhysRevLett.96.190402](https://doi.org/10.1103/PhysRevLett.96.190402).
- [47] L. Mathey and D.-W. Wang, Phase diagrams of one-dimensional bose-fermi mixtures of ultracold atoms, Physical Review A **75**(1), 013612 (2007), doi:[10.1103/PhysRevA.75.013612](https://doi.org/10.1103/PhysRevA.75.013612).
- [48] K. Sengupta, N. Dupuis and P. Majumdar, Bose-fermi mixtures in an optical lattice, Physical Review A **75**(6), 063625 (2007), doi:[10.1103/PhysRevA.75.063625](https://doi.org/10.1103/PhysRevA.75.063625).
- [49] A. Mering and M. Fleischhauer, One-dimensional bose-fermi-hubbard model in the heavy-fermion limit, Physical Review A **77**(2), 023601 (2008), doi:[10.1103/PhysRevA.77.023601](https://doi.org/10.1103/PhysRevA.77.023601).
- [50] K. Suzuki, T. Miyakawa and T. Suzuki,  $p$ -wave superfluid and phase separation in atomic bose-fermi mixtures, Physical Review A **77**(4), 043629 (2008), doi:[10.1103/PhysRevA.77.043629](https://doi.org/10.1103/PhysRevA.77.043629).
- [51] D.-S. Lühmann, K. Bongs, K. Sengstock and D. Pfannkuche, Self-trapping of bosons and fermions in optical lattices, Physical Review Letters **101**(5), 050402 (2008), doi:[10.1103/PhysRevLett.101.050402](https://doi.org/10.1103/PhysRevLett.101.050402).
- [52] M. Rizzi and A. Imambekov, Pairing of one-dimensional bose-fermi mixtures with unequal masses, Physical Review A **77**(2), 023621 (2008), doi:[10.1103/PhysRevA.77.023621](https://doi.org/10.1103/PhysRevA.77.023621).
- [53] P. P. Orth, D. L. Bergman and K. Le Hur, Supersolidity of cold-atom bose-fermi mixtures in optical lattices, Physical Review A **80**(2), 023624 (2009), doi:[10.1103/PhysRevA.80.023624](https://doi.org/10.1103/PhysRevA.80.023624).
- [54] X. Yin, S. Chen and Y. Zhang, Yang-yang thermodynamics of a bose-fermi mixture, Physical Review A **79**(5), 053604 (2009), doi:[10.1103/PhysRevA.79.053604](https://doi.org/10.1103/PhysRevA.79.053604).
- [55] S. Sinha and K. Sengupta, Phases and collective modes of a hardcore bose-fermi mixture in an optical lattice, Physical Review B **79**(11), 115124 (2009), doi:[10.1103/PhysRevB.79.115124](https://doi.org/10.1103/PhysRevB.79.115124).
- [56] E. Orignac, M. Tsuchiizu and Y. Suzumura, Competition of superfluidity and density waves in one-dimensional bose-fermi mixtures, Physical Review A **81**(5), 053626 (2010), doi:[10.1103/PhysRevA.81.053626](https://doi.org/10.1103/PhysRevA.81.053626).

- [57] T. P. Polak and T. K. Kopeć, Zero-temperature phase diagram of bose-fermi gaseous mixtures in optical lattices, Physical Review A **81**(4), 043612 (2010), doi:[10.1103/PhysRevA.81.043612](https://doi.org/10.1103/PhysRevA.81.043612).
- [58] A. Mering and M. Fleischhauer, Fermion-mediated long-range interactions of bosons in the one-dimensional bose-fermi-hubbard model, Physical Review A **81**(1), 011603 (2010), doi:[10.1103/PhysRevA.81.011603](https://doi.org/10.1103/PhysRevA.81.011603).
- [59] P. Anders, P. Werner, M. Troyer, M. Sigrist and L. Pollet, From the cooper problem to canted supersolids in bose-fermi mixtures, Physical Review Letters **109**(20), 206401 (2012), doi:[10.1103/PhysRevLett.109.206401](https://doi.org/10.1103/PhysRevLett.109.206401).
- [60] A. Masaki and H. Mori, Mott transition of bose-fermi mixtures in optical lattices induced by attractive interactions, Journal of the Physical Society of Japan **82**(7), 074002 (2013), doi:[10.7566/JPSJ.82.074002](https://doi.org/10.7566/JPSJ.82.074002).
- [61] M. Bukov and L. Pollet, Mean-field phase diagram of the bose-fermi hubbard model, Physical Review B **89**(9), 094502 (2014), doi:[10.1103/PhysRevB.89.094502](https://doi.org/10.1103/PhysRevB.89.094502).
- [62] T. Ozawa, A. Recati, M. Delehaye, F. Chevy and S. Stringari, Chandrasekhar-clogston limit and critical polarization in a fermi-bose superfluid mixture, Physical Review A **90**(4), 043608 (2014), doi:[10.1103/PhysRevA.90.043608](https://doi.org/10.1103/PhysRevA.90.043608).
- [63] T. Bilitewski and L. Pollet, Exotic superconductivity through bosons in a dynamical cluster approximation, Physical Review B **92**(18), 184505 (2015), doi:[10.1103/PhysRevB.92.184505](https://doi.org/10.1103/PhysRevB.92.184505).
- [64] A. Zujev, A. Baldwin, R. T. Scalettar, V. G. Rousseau, P. J. H. Denteneer and M. Rigol, Superfluid and mott-insulator phases of one-dimensional bose-fermi mixtures, Physical Review A **78**(3), 033619 (2008), doi:[10.1103/PhysRevA.78.033619](https://doi.org/10.1103/PhysRevA.78.033619).
- [65] R. Avella, J. J. Mendoza-Arenas, R. Franco and J. Silva-Valencia, Insulator phases of a mixture of spinor fermions and hard-core bosons, Physical Review A **100**(6), 063620 (2019), doi:[10.1103/PhysRevA.100.063620](https://doi.org/10.1103/PhysRevA.100.063620).
- [66] R. Avella, J. J. Mendoza-Arenas, R. Franco and J. Silva-Valencia, Mixture of scalar bosons and two-color fermions in one dimension: Superfluid-insulator transitions, Physical Review A **102**(3), 033341 (2020), doi:[10.1103/PhysRevA.102.033341](https://doi.org/10.1103/PhysRevA.102.033341).
- [67] R. Guerrero-Suarez, J. J. Mendoza-Arenas, R. Franco and J. Silva-Valencia, Spin-selective insulators in bose-fermi mixtures, Physical Review A **103**(2), 023304 (2021), doi:[10.1103/PhysRevA.103.023304](https://doi.org/10.1103/PhysRevA.103.023304).
- [68] J. Silva-Valencia, Aislantes de espín selectivo, Revista de la Academia Colombiana de Ciencias Exactas, Físicas y Naturales **46**(181), 877 (2022), doi:[10.18257/raccefyn.1774](https://doi.org/10.18257/raccefyn.1774).
- [69] D. Tusi, L. Franchi, L. F. Livi, K. Baumann, D. Benedicto Orenes, L. Del Re, R. E. Barfknecht, T.-W. Zhou, M. Inguscio, G. Cappellini, M. Capone, J. Catani et al., Flavour-selective localization in interacting lattice fermions, Nature Physics **18**(10), 1201 (2022), doi:[10.1038/s41567-022-01726-5](https://doi.org/10.1038/s41567-022-01726-5).
- [70] T. D. Kühner, S. R. White and H. Monien, One-dimensional bose-hubbard model with nearest-neighbor interaction, Physical Review B **61**(18), 12474 (2000), doi:[10.1103/PhysRevB.61.12474](https://doi.org/10.1103/PhysRevB.61.12474).

- [71] R. V. Pai and R. Pandit, Superfluid, mott-insulator, and mass-density-wave phases in the one-dimensional extended bose-hubbard model, *Physical Review B* **71**(10), 104508 (2005), doi:[10.1103/PhysRevB.71.104508](https://doi.org/10.1103/PhysRevB.71.104508).
- [72] G. G. Batrouni, F. Hébert and R. T. Scalettar, Supersolid phases in the one-dimensional extended soft-core bosonic hubbard model, *Physical Review Letters* **97**(8), 087209 (2006), doi:[10.1103/PhysRevLett.97.087209](https://doi.org/10.1103/PhysRevLett.97.087209).
- [73] T. Mishra, R. V. Pai, S. Ramanan, M. S. Luthra and B. P. Das, Supersolid and solitonic phases in the one-dimensional extended bose-hubbard model, *Physical Review A* **80**(4), 043614 (2009), doi:[10.1103/PhysRevA.80.043614](https://doi.org/10.1103/PhysRevA.80.043614).
- [74] D. Rossini and R. Fazio, Phase diagram of the extended bose–hubbard model, *New Journal of Physics* **14**(6), 065012 (2012), doi:[10.1088/1367-2630/14/6/065012](https://doi.org/10.1088/1367-2630/14/6/065012).
- [75] R. T. Clay, A. W. Sandvik and D. K. Campbell, Possible exotic phases in the one-dimensional extended hubbard model, *Physical Review B* **59**(7), 4665 (1999), doi:[10.1103/PhysRevB.59.4665](https://doi.org/10.1103/PhysRevB.59.4665).
- [76] S. Ejima and S. Nishimoto, Phase diagram of the one-dimensional half-filled extended hubbard model, *Physical Review Letters* **99**(21), 216403 (2007), doi:[10.1103/PhysRevLett.99.216403](https://doi.org/10.1103/PhysRevLett.99.216403).
- [77] M. Nakamura, Tricritical behavior in the extended hubbard chains, *Physical Review B* **61**(24), 16377 (2000), doi:[10.1103/PhysRevB.61.16377](https://doi.org/10.1103/PhysRevB.61.16377).
- [78] E. Jeckelmann, Ground-state phase diagram of a half-filled one-dimensional extended hubbard model, *Physical Review Letters* **89**(23), 236401 (2002), doi:[10.1103/PhysRevLett.89.236401](https://doi.org/10.1103/PhysRevLett.89.236401).
- [79] A. W. Sandvik, L. Balents and D. K. Campbell, Ground state phases of the half-filled one-dimensional extended hubbard model, *Physical Review Letters* **92**(23), 236401 (2004), doi:[10.1103/PhysRevLett.92.236401](https://doi.org/10.1103/PhysRevLett.92.236401).
- [80] S.-S. Deng, S.-J. Gu and H.-Q. Lin, Block-block entanglement and quantum phase transitions in the one-dimensional extended hubbard model, *Physical Review B* **74**(4), 045103 (2006), doi:[10.1103/PhysRevB.74.045103](https://doi.org/10.1103/PhysRevB.74.045103).
- [81] F. Iemini, T. O. Maciel and R. O. Vianna, Entanglement of indistinguishable particles as a probe for quantum phase transitions in the extended hubbard model, *Physical Review B* **92**(7), 075423 (2015), doi:[10.1103/PhysRevB.92.075423](https://doi.org/10.1103/PhysRevB.92.075423).
- [82] J. J. Mendoza-Arenas, Dynamical quantum phase transitions in the one-dimensional extended fermi-hubbard model, *Journal of Statistical Mechanics: Theory and Experiment* **2022**(4), 043101 (2022), doi:[10.1088/1742-5468/ac6031](https://doi.org/10.1088/1742-5468/ac6031).
- [83] B. Wang, D.-W. Wang and S. Das Sarma, Bose-fermi solid and its quantum melting in a one-dimensional optical lattice, *Physical Review A* **82**(2), 021602 (2010), doi:[10.1103/PhysRevA.82.021602](https://doi.org/10.1103/PhysRevA.82.021602).
- [84] T. Ikemachi, A. Ito, Y. Aratake, Y. Chen, M. Koashi, M. Kuwata-Gonokami and M. Horikoshi, All-optical production of dual bose–einstein condensates of paired fermions and bosons with  ${}^6\text{Li}$  and  ${}^7\text{Li}$ , *Journal of Physics B: Atomic, Molecular and Optical Physics* **50**(1), 01LT01 (2016), doi:[10.1088/1361-6455/50/1/01LT01](https://doi.org/10.1088/1361-6455/50/1/01LT01).



- [85] Y. Takasu and Y. Takahashi, Quantum degenerate gases of ytterbium atoms, Journal of the Physical Society of Japan **78**(1), 012001 (2009), doi:[10.1143/JPSJ.78.012001](https://doi.org/10.1143/JPSJ.78.012001).
- [86] U. Schollwöck, The density-matrix renormalization group in the age of matrix product states, Annals of Physics **326**(1), 96 (2011), doi:[10.1016/j.aop.2010.09.012](https://doi.org/10.1016/j.aop.2010.09.012).
- [87] J. Hauschild and F. Pollmann, Efficient numerical simulations with tensor networks: Tensor network python (tenpy), SciPost Physics Lecture Notes p. 005 (2018), doi:[10.21468/SciPostPhysLectNotes.5](https://doi.org/10.21468/SciPostPhysLectNotes.5).
- [88] J. Hubbard, Electron correlations in narrow energy bands, Proc. Roy. Soc. London A **276**, 238 (1963), doi:[10.1098/rspa.1963.0204](https://doi.org/10.1098/rspa.1963.0204).
- [89] V. A. Kashurnikov, A. V. Krasavin and B. V. Svistunov, Mott-insulator-superfluid-liquid transition in a one-dimensional bosonic hubbard model: Quantum monte carlo method, Journal of Experimental and Theoretical Physics Letters **64**(2), 99 (1996), doi:[10.1134/1.567139](https://doi.org/10.1134/1.567139).
- [90] T. D. Kühner and H. Monien, Phases of the one-dimensional bose-hubbard model, Physical Review B **58**(22), R14741 (1998), doi:[10.1103/PhysRevB.58.R14741](https://doi.org/10.1103/PhysRevB.58.R14741).
- [91] N. Elstner and H. Monien, Dynamics and thermodynamics of the bose-hubbard model, Physical Review B **59**(19), 12184 (1999), doi:[10.1103/PhysRevB.59.12184](https://doi.org/10.1103/PhysRevB.59.12184).
- [92] S. Ejima, H. Fehske and F. Gebhard, Dynamic properties of the one-dimensional bose-hubbard model, Europhysics Letters **93**(3), 30002 (2011), doi:[10.1209/0295-5075/93/30002](https://doi.org/10.1209/0295-5075/93/30002).
- [93] J. Silva-Valencia, E. Miranda and R. R. D. Santos, Luttinger liquid superlattices, J. Phys.: Condens. Matter **13**, L619 (2001), doi:[10.1088/0953-8984/13/27/102](https://doi.org/10.1088/0953-8984/13/27/102).
- [94] J. Silva-Valencia and E. Miranda, Magnetization plateaus and luttinger liquid behavior in xxz chains with superlattice structure, Phys. Rev. B **65**, 024443 (2001), doi:[10.1103/PhysRevB.65.024443](https://doi.org/10.1103/PhysRevB.65.024443).
- [95] A. A. Balandin, S. V. Zaitsev-Zotov and G. Grüner, Charge-density-wave quantum materials and devices—new developments and future prospects, Applied Physics Letters **119**(17), 170401 (2021), doi:[10.1063/5.0074613](https://doi.org/10.1063/5.0074613).
- [96] J. L. Bohn, A. M. Rey and J. Ye, Cold molecules: Progress in quantum engineering of chemistry and quantum matter, Science **357**(6355), 1002 (2017), doi:[10.1126/science.aam6299](https://doi.org/10.1126/science.aam6299).
- [97] L. De Marco, G. Valtolina, K. Matsuda, W. G. Tobias, J. P. Covey and J. Ye, A degenerate fermi gas of polar molecules, Science **363**(6429), 853 (2019), doi:[10.1126/science.aau7230](https://doi.org/10.1126/science.aau7230).
- [98] E. Guardado-Sanchez, B. M. Spar, P. Schauss, R. Belyansky, J. T. Young, P. Bienias, A. V. Gorshkov, T. Iadecola and W. S. Bakr, Quench dynamics of a fermi gas with strong nonlocal interactions, Physical Review X **11**(2), 021036 (2021), doi:[10.1103/PhysRevX.11.021036](https://doi.org/10.1103/PhysRevX.11.021036).
- [99] M. Barbier, S. Hollerith and W. Hofstetter, Extended bose-hubbard models with rydberg macrodimer dressing, Physical Review A **104**(5), 053304 (2021), doi:[10.1103/PhysRevA.104.053304](https://doi.org/10.1103/PhysRevA.104.053304).

- [100] L. Cardarelli, S. Julià-Farré, M. Lewenstein, A. Dauphin and M. Müller, Accessing the topological mott insulator in cold atom quantum simulators with realistic rydberg dressing, Quantum Science and Technology **8**(2), 025018 (2023), doi:[10.1088/2058-9565/acbc45](https://doi.org/10.1088/2058-9565/acbc45).
- [101] M. R. Zirnbauer, Particle–hole symmetries in condensed matter, Journal of Mathematical Physics **62**(2), 021101 (2021), doi:[10.1063/5.0035358](https://doi.org/10.1063/5.0035358).