

Banner appropriate to article type will appear here in typeset article

# A crystallographic approach to symmetry-breaking in fluid layers

**John F. Rudge<sup>†</sup> and Dan McKenzie**

Bullard Laboratories, Department of Earth Sciences, University of Cambridge, Cambridge CB3 0EZ, UK

(Received xx; revised xx; accepted xx)

Symmetry-breaking bifurcations, where a flow state with a certain symmetry undergoes a transition to state with a different symmetry, are ubiquitous in fluid mechanics. Much can be understood about the nature of these transitions from symmetry alone, using the theory of groups and their representations. Here we show how the extensive databases on groups in crystallography can be exploited to yield insights into fluid-dynamical problems. In particular, we demonstrate the application of the crystallographic layer groups to problems in fluid layers, using thermal convection as an example. Crystallographic notation provides a concise and unambiguous description of the symmetries involved, and we advocate its broader use by the fluid dynamics community.

## 1. Introduction

One of the best known examples of pattern formation in fluid dynamics concerns Rayleigh-Bénard convection in a fluid layer. As the temperature difference across the layer is increased the geometry of the flow changes from an initial stationary state in which no flow occurs, to a series of more complex flows. At the onset of convection patterns of rolls, hexagons, or squares can be seen, depending on the nature of fluid properties (e.g. whether the viscosity is temperature-dependent) and the nature of the boundary conditions. As the temperature difference is increased, further changes in the geometry of the flow occur, with the flow ultimately becoming chaotic and time-dependent.

The transition from one flow geometry to another (e.g. from a stationary state to hexagons) involves a loss of symmetry; the system is said to have undergone a *spontaneous symmetry-breaking bifurcation*. What is remarkable is that much can be understood about the nature of the bifurcation purely from the consideration of the symmetries of the system. This understanding comes from the subset of dynamical systems theory termed *equivariant bifurcation theory*, and is well-covered in textbooks such as [Hoyle \(2006\)](#); [Golubitsky & Stewart \(2002\)](#). The language of symmetry is group theory. Each of the symmetry-breaking transitions from one state to another can be described by a state with a certain symmetry group transitioning to a state whose symmetry is a subgroup of the original group.

Crystallographers have long been concerned with transitions between states with different symmetry. Indeed, there is a celebrated theory of phase transitions in crystals due to Landau ([Landau 1965](#)), which has much in common with equivariant bifurcation theory. Crystallographers have catalogued detailed symmetry information for periodic structures

<sup>†</sup> Email address for correspondence: jfr23@cam.ac.uk

in the famous International Tables for Crystallography (Hahn 2006), which have been supplemented in recent decades by extensive computer databases such as the Bilbao Crystallographic Server (Aroyo *et al.* 2006a,b).

The aim of the present manuscript is demonstrate how the extensive databases on group theory in crystallography can be exploited to understand transitions in fluid layers. While there has already been extensive use of group theory to understand transitions in fluid layers, authors tend to use a bespoke notation for their particular problem. The advantage of crystallographic notation is that it is standardised. Moreover, there is a wealth of group-theoretic information that can be simply looked up, without the need to be re-derived for each new problem. The use of crystallographic notation to describe convective transitions was first advocated by McKenzie (1988). The present manuscript is in a sense an extension of that work, and goes further by exploiting the theory of crystallographic layer groups (Wood 1964; Litvin & Wike 1991), which were only added to the International Tables in 2002 (Kopský & Litvin 2010).

There is no new theory discussed in this manuscript: the theoretical ideas are well-established and can be found in textbooks. We aim to provide here an informal introduction to the main ideas, and the interested reader can refer to the literature for the detailed theory. One of the main difficulties with this topic is the large amount of technical jargon needed to properly describe the ideas: the topic encompasses fluid dynamics, representation theory, bifurcation theory, and crystallography. Additional difficulties arise because different communities use different words for the same concept (e.g. factor group/ quotient group; invariant subgroup/ normal subgroup; isotropy group/ little group/ stabilizer). Where possible we have tried to use the notation of the International Tables for the crystallographic concepts, and the notation of the textbook by Hoyle (2006) for equivariant bifurcation theory.

The manuscript is organised as follows. In section 2 we establish the fundamental symmetries of fluid layers. This is followed by an introduction to the crystallographic layer groups in section 3 and an introduction to symmetry-breaking transitions in section 4. Section 5 introduces the relevant representation theory, and section 6 the relevant bifurcation theory. The theory is then applied to some simple convection problems in section 7. Three appendices provide additional technical details, and three supplements give tables of group theory information.

## 2. The symmetry of fluid layers

We will consider a fluid dynamical problem which takes place in a layer. In terms of symmetry it is important to distinguish between three different symmetries: i) the symmetry of the domain; ii) the symmetry of the fluid-dynamical problem (i.e. the domain plus the governing equations and boundary conditions); and iii) the symmetry of solutions to the problem. Each of these symmetries may be different.

### 2.1. Domain symmetries

Let us consider first the symmetries of the domain. We have an infinite fluid layer, and will take  $x$  and  $y$  as horizontal co-ordinates, and  $z$  as a vertical co-ordinate. Let  $z = 0$  denote the mid-plane of the layer, and  $a$  denote the layer thickness. The domain is thus the region bounded by  $-a/2 \leq z \leq a/2$ .

A symmetry of the domain is an invertible map which maps points in the domain to other points in the domain. Here we will consider only distance-preserving symmetries of the domain (isometries) as these will be the ones of relevance to the physical problem. We can

translate all points by a horizontal displacement vector  $\mathbf{d} = (d_1, d_2, 0)$

$$t_{\mathbf{d}} : (x, y, z) \rightarrow (x + d_1, y + d_2, z) \quad (2.1)$$

and retain the same domain  $-a/2 \leq z \leq a/2$ . We also retain the same domain if we rotate about a vertical axis by an angle  $\theta$ ,

$$R_z^\theta : (x, y, z) \rightarrow (x \cos \theta - y \sin \theta, x \sin \theta + y \cos \theta, z) \quad (2.2)$$

or reflect in a vertical mirror plane, e.g. with normal  $x$ ,

$$m_x : (x, y, z) \rightarrow (-x, y, z). \quad (2.3)$$

The set of all such operations of the form (2.1), (2.2), (2.3) i.e. all horizontal translations, rotations about a vertical axes, and vertical mirrors, and their combinations, form a group known as  $E(2)$ , the Euclidean group of distance-preserving transformation in a plane. The fluid layer domain is also invariant under reflections in horizontal plane, i.e. with normal  $z$ ,

$$m_z : (x, y, z) \rightarrow (x, y, -z). \quad (2.4)$$

from which it also follows that the domain is also invariant under the inversion operation

$$\bar{1} : (x, y, z) \rightarrow (-x, -y, -z). \quad (2.5)$$

The group of all distance-preserving operations (isometries) of the layer is  $E(2) \times C_2$ , a direct product of  $E(2)$  and  $C_2$ , where  $C_2$  denotes the cyclic group of order 2 containing two elements (taken here as the identity and the inversion operation). The combination of elements in the group leads to operations that are more complex than individual rotations and reflections e.g. one can have glide reflections which combine a reflection and a translation; and screw displacements which combine translations and rotations.

## 2.2. Problem symmetries

A fluid dynamical problem in the layer consists of the domain, a set of governing equations and boundary conditions. At each point in the domain there is a set of field variables that describe the state of the fluid (e.g. its temperature, velocity, pressure). A symmetry operation of the fluid dynamical problem is described by the combination of one of the isometries with a description of how the field variables transform. If the governing equations and boundary conditions are invariant under this transformation then it is a symmetry of the fluid dynamical problem.

Choices of material properties and boundary conditions mean that not all operations that are isometries of the domain are necessarily symmetries of the fluid dynamical problem. For example, if a different boundary condition is used on the top and bottom of the layer (e.g. fixed temperature on one, fixed-flux on another), then the system cannot be invariant under a horizontal mirror like (2.4). Or, if one considers an inclined convection problem where the gravity vector is at an angle to the vertical axis of the layer then the problem is not invariant under arbitrary rotations about a vertical axis (Reetz *et al.* 2020).

A fluid dynamical problem which is invariant under the full group  $E(2) \times C_2$  of isometries of the layer, and which will be used in many of the examples which follows, is Rayleigh-Bénard convection in a fluid layer of constant viscosity with appropriately chosen symmetric boundary conditions (e.g. both boundaries being fixed-flux and free-slip) and the Boussinesq approximation. The gravity vector is assumed to be aligned with the vertical. The natural field which describes the state of the system is the temperature. The governing equations are invariant under the operations given in (2.1) to (2.5), provided that the temperature

perturbation  $\theta$  (the difference in temperature from a conductive steady-state) transforms as

$$t_d, R_z^\theta, m_x : \theta \rightarrow \theta, \quad (2.6)$$

$$m_z, \bar{1} : \theta \rightarrow -\theta, \quad (2.7)$$

The sign change under horizontal mirror reflection is a manifestation of the symmetry between hot, rising fluid and cold, sinking fluid. A more detailed discussion of the symmetry of this problem can be found in Appendix A.

### 2.3. Solution symmetries

In general, the symmetries of solutions to the equations are not the same as symmetries of the problem, although the solutions' symmetries are generically subgroups of the set of symmetries of the problem. Rayleigh-Bénard convection provides a natural example of this: a planform of hexagons or squares is not invariant under any arbitrary translation but only a subgroup of allowed translations. However, one can apply a general element of the symmetry group of the problem to a given solution to yield another solution of the equations.

## 3. Crystallographic layer groups

This work focuses on particular subgroups of  $E(2) \times C_2$  known as the crystallographic layer groups. They are the set of isometries of the layer that are doubly-periodic in space: that is, instead of having continuous translation symmetry in the horizontal as  $E(2) \times C_2$  does, the translation symmetry is discrete. The layer groups are invariant under  $t_d$  in (2.1) only for discrete lattice vectors satisfying

$$\mathbf{d} = x\mathbf{a}_1 + y\mathbf{a}_2 \quad (3.1)$$

with  $x, y \in \mathbb{Z}$ , and  $\mathbf{a}_1$  and  $\mathbf{a}_2$  are basis vectors for the lattice. Many pattern-forming problems lead to steady fluid flows that can be described as having a layer group symmetry. For example planforms described as squares, hexagons, bimodal, triangles, are all doubly periodic in space and are examples of layer group symmetry. The principal example of a convective flow that is not a layer group symmetry is that of convective rolls: this has a discrete translation symmetry in one horizontal direction, but a continuous translation symmetry in another horizontal direction. Layer groups are an example of a subperiodic group: a group where the dimension of the space is greater than the dimension of the periodic lattice. For layer groups, the space in which the group elements act is 3-dimensional, but there is only a 2-dimensional lattice of translations. The layer groups are in a sense intermediate between full 3-d space groups (3-dimensional groups with a 3-dimensional translation lattice) and the 2-d plane or wallpaper groups (2-dimensional groups with a 2-dimensional translation lattice).

There are 80 layer groups, and their properties are detailed in the International Tables for Crystallography, volume E (Kopský & Litvin 2010) (hereafter referred to as ITE) and in computer databases such as the Bilbao Crystallographic Server (de la Flor *et al.* 2021) (hereafter referred to as BCS). Each layer group is identified by a unique number and Hermann-Mauguin symbol. One example that we will focus on is the layer group  $p4/nmm$  (layer group 64, illustrated in Figure 1a). This group has a square lattice, a 4-fold vertical rotation axis, two conjugate sets of vertical mirror planes, and a glide reflection  $n$  that combines reflection in a horizontal plane with a translation by  $(\frac{1}{2}, \frac{1}{2}, 0)$ .

From (2.7) we have that a symmetry operation that sends  $z \rightarrow -z$  involves a change in sign of the temperature perturbation (i.e. hot to cold or vice-versa). There is a broader class of crystallographic groups termed “black and white”, “magnetic” or “Shubnikov” that have as a possible group element  $1'$  which changes the sign of a field without changing position. With such groups a combination of a horizontal mirror and a sign change would be denoted

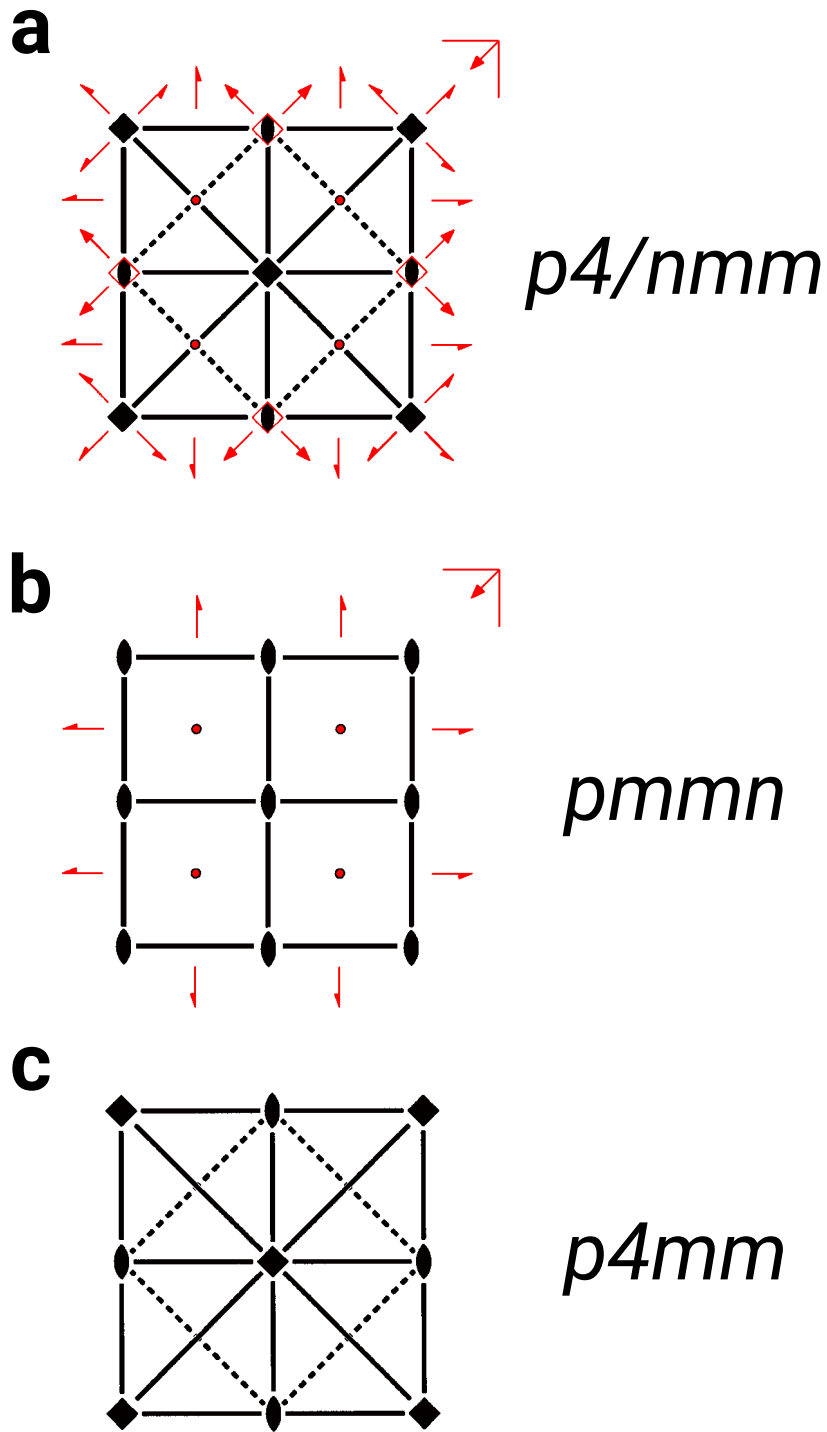


Figure 1: Symmetry diagrams from ITE for a)  $p4/nmm$  (origin choice 1), and two of its subgroups, b)  $pmnn$  and c)  $p4mm$ . Shown is the unit cell in a projection onto the horizontal mid-plane. Squares indicate fourfold vertical rotation axes ( $4_z$ ), filled ovals are twofold vertical rotation axes ( $2_z$ ), circles are inversion centres ( $\bar{1}$ ), unfilled squares with filled ovals indicate a  $\bar{4}_z$  vertical inversion axis. Solid lines are vertical mirror planes, dashed lines are vertical glide planes. The symbol in the top right refers to the horizontal glide plane  $n$ . Full arrows around the edge refer to a horizontal twofold rotation axis, half-arrows refer to a twofold screw axis. Red colouring indicates symmetry operations that send  $z \rightarrow -z$  and will be associated with sign changes in the temperature field (hot to cold and vice-versa). Examples of convective flows with these symmetries are shown in [Figure 3b](#); [Figure 4b](#); [Figure 6](#), [Figure 7](#) and [Figure 8](#).

as  $m'_z$ , and the black-and-white layer groups depicted in Figure 1a,b would be referred to as  $p4/n'mm$  and  $pmmn'$  (Litvin 2013). However, here we will not denote the symmetry operations with primes for two reasons: First, the fluid problems we consider are invariant only on combining the sign change in  $\theta$  with the horizontal mirror: they are not invariant under a sign change in  $\theta$  alone, so the  $1'$  operator is not present. Second, a general fluid dynamical problem can consist of more field variables than just one, and each variable may transform in a different way under the isometries e.g. the horizontal velocities and the toroidal potential do not change sign under  $m_z$  (see Appendix A). We will simply write  $m_z$  as the group element corresponding to horizontal mirror reflection and it should be understood that it acts on different fields in different ways (some change sign, some do not).

Many of the plots in this manuscript show the temperature field in the horizontal mid-plane. Position in the mid-plane is invariant under the horizontal mirror  $m_z$ : the only action of  $m_z$  in the mid-plane is to change the sign of the temperature perturbation. The mid-plane temperature fields can therefore be considered as directly belonging to one of the two-dimensional black-and-white plane groups. There are 80 black-and-white plane groups, which are isomorphic to the 80 layer groups. A mapping between the symbols used for black-and-white plane groups and those for layer groups can be found in ITE.

#### 4. Symmetry-breaking transitions

Suppose that as a control parameter (such as the Rayleigh number) is varied, a symmetry-breaking transition occurs from a state with symmetry group  $G$  to a state with a lower-symmetry group  $H$ . For simplicity, let us just consider steady-states (time-independent). Purely from symmetry arguments alone there is often much that can be said about the nature of the transition: e.g. one can often classify the nature of the bifurcation as being either pitchfork or transcritical, and also write down the generic form of the equations describing the amplitudes of the critical modes (section 6). More generally, given an initial state with a group  $G$  one can determine the possible groups  $H$  that can arise in a symmetry-breaking transition.

The first requirement for  $H$  is that it is a subgroup of  $G$ . Subgroups of layer groups have a particular structure and classification (Müller 2013). A subgroup is termed a *translationengleiche* subgroup or t-subgroup if it has the same translation symmetries as its parent. A t-subgroup has a different point group to its parent and so is necessarily a non-isomorphic subgroup with a different layer group number and symbol. A subgroup is termed a *klassengleiche* subgroup or k-subgroup if the translations are reduced but the order of the point group remains the same. Klassengleiche subgroups can be further categorised into those that are isotypic (have the same layer group number and symbol) and those that are non-isotypic (have a different layer group symbol). Finally a subgroup may have both the order of the point group reduced and the translations reduced. However in this case there always exists an intermediate subgroup  $M$  such that  $M$  is a t-subgroup of  $G$  and  $H$  is a k-subgroup of  $M$  (Hermann's theorem). As such any subgroup  $H$  of  $G$  can be described in terms of a chain of t and k relationships.

A subgroup  $H$  of a group  $G$  is termed *maximal* if there is no intermediate subgroup  $M$  of  $G$  such that  $H$  is a proper subgroup of  $M$ . Both ITE and BCS provide comprehensive lists of the maximal subgroups of the layer groups, from which parent group-subgroup relationships can be described. An example of such subgroup information is given in Table 1 for the layer group  $p4/nmm$ , along with additional information useful for describing symmetry-breaking bifurcations. Similar tables for all 80 layer groups can be found in supplement 1. In Table 1 each maximal subgroup is listed with its layer group number and Hermann-Mauguin symbol. The index of the subgroup in the parent is given (the index is the number of left cosets of the



Table 1: Maximal subgroups of  $p4/nmm$  (No. 64)

Subgroup	HM symbol	Index	Type	Factor group	Core	Core HM	Image	Bifurcation
46	$pmmn$	2	t	$C_2$	46	$pmmn$	$C_1$	pitchfork
48	$cmme$	2	t	$C_2$	48	$cmme$	$C_1$	pitchfork
52	$p4/n$	2	t	$C_2$	52	$p4/n$	$C_1$	pitchfork
54	$p4_212$	2	t	$C_2$	54	$p4_212$	$C_1$	pitchfork
55	$p4mm$	2	t	$C_2$	55	$p4mm$	$C_1$	pitchfork
58	$p\bar{4}_21m$	2	t	$C_2$	58	$p\bar{4}_21m$	$C_1$	pitchfork
59	$p4m2$	2	t	$C_2$	59	$p4m2$	$C_1$	pitchfork
64	$p4/nmm$	9	k	$C_3^2 \rtimes D_4$	5	$p11a$	$D_4$	transcritical
64	$p4/nmm$	25	k	$C_5^2 \rtimes D_4$	5	$p11a$	$D_4$	pitchfork
64	$p4/nmm$	49	k	$C_7^2 \rtimes D_4$	5	$p11a$	$D_4$	pitchfork

subgroup in the parent). The type of subgroup is given as either t or k for translationengleiche or klassengleiche. The nature of the additional information in Table 1 on factor group, core, and bifurcation is described in sections 5 and 6.

Group theory places more constraints on the group  $H$  than it simply being a subgroup of  $G$ . In fact for a generic steady-state symmetry-breaking bifurcation the subgroup  $H$  must be an *isotropy subgroup* of a particular *absolutely irreducible representation* of the group  $G$  (Hoyle 2006; Golubitsky & Stewart 2002). Thus to understand symmetry-breaking bifurcations of layer groups we must understand their group representations, which we turn to now.

## 5. Representations of layer groups

A *representation* of a group is simply a mapping of the group elements to a set of matrices in a way that preserves the group operation (i.e. the mapping is a homomorphism onto  $GL(V)$ ). A representation acts on a certain vector space  $V$  of dimension  $n$ . An *invariant subspace* of a representation is a vector subspace  $W$  that has the property that  $D\mathbf{w} \in W$  for all  $\mathbf{w} \in W$  and for all  $D$  in the set of representation matrices. The spaces  $W = \{\mathbf{0}\}$  and  $W = V$  are always invariant subspaces, known as the trivial subspaces. If the representation contains a non-trivial invariant subspace then it is said to be *reducible*, otherwise it is *irreducible*. A representation is *absolutely irreducible* if the only linear maps which commute with the representation are multiples of the identity. For representations over  $\mathbb{C}$  there is no distinction between being absolutely irreducible and just irreducible, but there is a difference over  $\mathbb{R}$  where representations can be irreducible but not absolutely irreducible. Irreducible representations (or irreps for short) are the building blocks of representation theory. Any representation of the group can be written as a direct sum of its irreducible representations (Maschke's theorem).

Given a point  $\mathbf{v} \in V$ , we can define its *isotropy subgroup*  $\Sigma$  as

$$\Sigma = \{g \in G : g\mathbf{v} = \mathbf{v}\} \quad (5.1)$$

and its corresponding *fixed-point subspace* by

$$\text{Fix}(\Sigma) = \{\mathbf{w} \in V : g\mathbf{w} = \mathbf{w}, \forall g \in \Sigma\} \quad (5.2)$$

An isotropy subgroup is said to be *axial* if the dimension of its fixed-point subspace is 1. Axial isotropy subgroups are of particular interest because the existence of solution branches with the given isotropy subgroup is guaranteed under certain conditions by the equivariant branching lemma (Hoyle 2006; Golubitsky & Stewart 2002).

Classifying the steady-state symmetry-breaking bifurcations of layer groups consists of identifying their irreducible representations, and subsequently finding their isotropy subgroups. The general theory of irreducible representations of layer groups is in detail somewhat involved, but it is known, and results can simply be looked up in textbooks or extracted from computer databases. In many cases it is not necessary to invoke the full general theory, as the appropriate irreps can be found quickly by lifting from an appropriate factor group.

### 5.1. Lifting representations

Given a group  $G$  and a normal subgroup  $N$ , one can form the factor group (or quotient group)  $G/N$ . The elements of  $G/N$  are the left cosets of  $N$  in  $G$ , which have a well-defined multiplication operator when the subgroup  $N$  is normal.

Suppose we are interested in understanding a transition between a group  $G$  and a subgroup  $H$ . We want to know the irrep of  $G$  associated with the transition. In the crystallography literature this is termed “the inverse Landau problem” (Ascher & Kobayashi 1977; Litvin *et al.* 1986). One solution to this is as follows. We first find the normal core  $N$  of the subgroup  $H$  in  $G$ : that is, the largest normal subgroup of  $G$  that is contained in  $H$ . In some cases this may be the whole subgroup  $H$ , but not in general. We then form the factor group  $G/N$ , and we refer to this as the factor group associated with the transition. Table 1 gives the factor groups and normal cores associated with each of the maximal subgroups of  $p4/nmm$ . The table also gives the image of the subgroup  $H$  under the natural homomorphism onto cosets of  $N$ . The advantage of finding the factor group  $G/N$  is that it is typically a small finite group and so finding its irreps is much more straightforward than the finding the irreps for the group  $G$  (which in the case of layer groups is an infinite group). Moreover, the irreps of the factor group  $G/N$  can be *lifted* to an irrep of the group  $G$  using the natural homomorphism onto cosets. Suppose we have an irrep  $\rho$  of the factor group

$$\rho : G/N \rightarrow GL(V) \quad (5.3)$$

and suppose  $q$  is the natural homomorphism

$$q : G \rightarrow G/N, \quad (5.4)$$

where  $q(g) = gN$ . Then the composition  $\rho \circ q$  is the irrep of  $G$  lifted from  $G/N$ . Indeed it is an irrep of  $G$  with  $N$  in its kernel. Representations lifted from a factor group are sometimes termed *engendered representations* in the crystallography literature.

All the  $t$ -subgroups of  $p4/nmm$  have the same factor group:  $C_2$ . In this case the subgroups are all normal subgroups, so the normal core  $N$  is the same as the subgroup  $H$ . The irreps associated with these transitions are very simple. They are 1-dimensional and just send each element of the subgroup  $H$  to 1 and all others to  $-1$ . As will be discussed later, this is associated with a pitchfork bifurcation. Any index-2 subgroup necessarily has a factor group of  $C_2$  and is associated with a pitchfork bifurcation.

### 5.2. $t$ -subgroups

The irreps associated with translationengleiche transitions, which preserve the translations of the lattice, can be found by lifting from an appropriate factor group. The set of all translations  $T$  of the lattice forms a normal subgroup of any layer group. Therefore the irreps of  $G$  with the pure translations in the kernel can be found by lifting from the factor group  $G/T$ . The factor group  $G/T$  is isomorphic to the isogonal point group associated with the layer group, so the irreps are simply those of the corresponding point group.

The character table for the factor group  $G/T$  is shown for  $p4/nmm$  in Table 2, and is the



	1	2 <sub>z</sub>	4 <sub>z</sub>	2 <sub>y</sub>	2 <sub>xy</sub>	$\bar{1}$	$m_z$	$\bar{4}_z$	$m_y$	$m_{xy}$	axial subgroups
size	1	1	2	2	2	1	1	2	2	2	
$A_{1g}$	1	1	1	1	1	1	1	1	1	1	$p4/nmm$ (64)
$A_{2g}$	1	1	1	-1	-1	1	1	1	-1	-1	$p4/n$ (52)
$B_{1g}$	1	1	-1	1	-1	1	1	-1	1	-1	$pmmn$ (46)
$B_{2g}$	1	1	-1	-1	1	1	1	-1	-1	1	$cmme$ (48)
$E_g$	2	-2	0	0	0	2	-2	0	0	0	$p2_1/m11$ (15), $c2/m11$ (18)
$A_{1u}$	1	1	1	1	1	-1	-1	-1	-1	-1	$p42_12$ (54)
$A_{2u}$	1	1	1	-1	-1	-1	-1	-1	1	1	$p4mm$ (55)
$B_{1u}$	1	1	-1	1	-1	-1	-1	1	-1	1	$p\bar{4}2_1m$ (58)
$B_{2u}$	1	1	-1	-1	1	-1	-1	1	1	-1	$p\bar{4}m2$ (59)
$E_u$	2	-2	0	0	0	-2	2	0	0	0	$pm2_1n$ (32), $cm2e$ (36)

Table 2: Translationengleiche character table of  $p4/nmm$  (No. 64). The top row gives the Seitz symbol labels for a member of each conjugacy class. The number of elements in each conjugacy class is listed on the row beneath. Each irrep is given a label on the left using Mulliken notation. The right column gives the corresponding axial isotropy subgroups associated with each irrep. Note that the Seitz symbol labels only refer to the point group part of the symmetry operations: the coset representatives of  $2_y$ ,  $2_{xy}$ ,  $\bar{1}$ ,  $m_z$ ,  $\bar{4}_z$  also involve a translation by  $(\frac{1}{2}, \frac{1}{2}, 0)$  (see the ITE description of  $p4/nmm$ , origin choice 1).

same as that for isogonal point group  $4/mmm$  ( $D_{4h}$ ). Similar tables for all 80 layer groups can be found in supplement 2. The *character* of a representation matrix is simply its trace. Characters are independent of the basis used in the representation, and are the same for group elements that are conjugate. A character table simply consists of a table of all the characters for all the irreps of a group. For many applications of representation theory it is sufficient to know the characters of the representation and it is not necessary to know the representation matrices themselves.

Each of the 7 t-subgroups listed in Table 1 is associated with one of the 1-dimensional irreps in Table 2. There are also additional axial subgroups identified in Table 2 associated with the 2-dimensional representations labelled  $E_g$  and  $E_u$ . These subgroups are not in Table 1 as they are not maximal subgroups. It should be stressed that isotropy subgroups need not be maximal subgroups.

### 5.3. General theory of representations of layer groups

Irreps associated with k-transitions, where translation symmetries are lost, can also be obtained by lifting from appropriate factor groups. An example is given in Table 1 which lists an index-9 k-transition from  $p4/nmm$  to  $p4/nmm$  where the associated irreps could be found by considering the irreps of the corresponding factor group  $C_3^2 \rtimes D_4$ . A discussion of the irreps of this particular factor group can be found in Matthews (2004) (see his Figure 1). Such a transition is an example of a spatial-period-multiplying bifurcation where the periodicity of the pattern is broken but maintained on a larger scale: in this case after the symmetry break the lattice basis vectors are scaled by a factor of 3 in each direction.

An alternative approach is to exploit the general theory which describes the complete set of irreps of layer groups. This theory is somewhat involved, but is understood, and one can simply look up appropriate representations using published tables (Bradley & Cracknell 1972; Litvin & Wike 1991; Milosevic *et al.* 1998) or computer software (Aroyo *et al.* 2006a; de la Flor *et al.* 2021; Stokes *et al.* 2016).

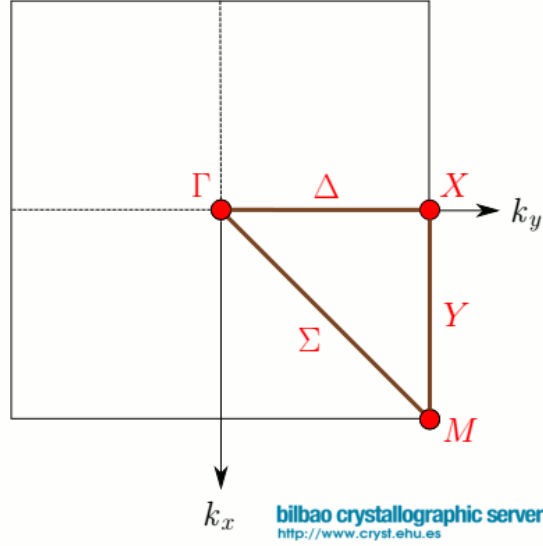


Figure 2: The Brillouin zone for  $p4/nmm$  from the Bilbao Crystallographic Server (de la Flor *et al.* 2021). The irreps are specified by a wavevector lying in the labelled triangular region, known as the representation domain. The origin is at the  $\Gamma$  point. The special point  $M$  is at  $(\frac{1}{2}, \frac{1}{2})$ . Software which uses text labels will refer to  $\Gamma$  as GM,  $\Delta$  as DT, and  $\Sigma$  as SM.

The starting point for the general theory concerns the representations of the subgroup  $T$  of all translations of the lattice. The subgroup  $T$  is a normal subgroup of any layer group. It is also an Abelian group, so its irreps are 1-dimensional. The irreps of  $T$  are simply  $e^{-ik \cdot d}$  for a translation by a vector  $d$ , where  $k$  is a wavevector which labels the particular irrep. Wavevectors that differ by a reciprocal lattice vector lead to identical irreps. As such, the wavevectors for defining irreps are restricted to a region of reciprocal space known as the Brillouin zone (a unit cell in reciprocal space) such that each irrep has a unique  $k$  label.

The irreps of the layer groups can be built up from the irreps of  $T$  using the theory of induced representations (see appendix B for a brief example, and Bradley & Cracknell (1972); Aroyo *et al.* (2006a); de la Flor *et al.* (2021) for the detailed theory). Each irrep is labelled by a wavevector  $k$ , a symbol which represents the type of wavevector (the labels  $\Gamma$ ,  $\Sigma$ ,  $\Delta$  etc in Figure 2), and an index (1, 2, 3, ...) referencing a particular representation of the little group of the wavevector. For example, the index-9  $k$ -transition from  $p4/nmm$  to  $p4/nmm$  is associated with two possible irreps of the parent group:  $^*\Sigma_1$  with  $k = (1/3, 1/3)$  and  $^*\Delta_3$  with  $k = (0, 1/3)$ . The full matrices of these representations is given in appendix B.2. The irreps associated with  $t$ -transitions have a zero wavevector,  $k = (0, 0)$ . As such are sometimes labelled by  $^*\Gamma$  and an index, rather than the Mulliken symbols used in Table 2, as they correspond to the  $\Gamma$  point in the Brillouin zone (Figure 2).

Much information can be obtained about the irreps and isotropy subgroups associated with transitions by querying computer databases (de la Flor *et al.* 2021; Aroyo *et al.* 2006a; Stokes *et al.* 2016; Perez-Mato *et al.* 2012; Iraola *et al.* 2022). Given a parent group and a subgroup one can ask the software tools to provide the associated irreps and the corresponding fixed-point subspaces of the isotropy subgroups. For a given parent group one can also obtain from the tools a complete listing of all possible isotropy subgroups and the corresponding irreps. Most of these software tools are designed for use on full 3D space groups, rather than layer groups. However, each layer group can be associated with a corresponding space group (Litvin & Kopský 2000). Given a 3D space group  $S$ , and  $T_z$  as the one-dimensional

subgroup of  $S$  of the vertical translations, then the factor group  $S/T_z$  is isomorphic to a layer group. The irreps of layer groups can be obtained from the irreps of space groups where the wavevector is constrained to lie in a particular plane.

## 6. Equivariant bifurcation theory

Once the irrep associated with a particular transition is known, then the nature of the bifurcation can be understood using equivariant bifurcation theory (Hoyle 2006; Crawford & Knobloch 1991; Golubitsky & Stewart 2002). The full dynamics, which are described by a set of PDEs, can be reduced in the neighbourhood of the bifurcation point to simple ODEs of the form

$$\frac{dy}{dt} = f(y; \mu) \quad (6.1)$$

using methods such as centre-manifold reduction or Lyapunov-Schmidt reduction. Such equations are termed *amplitude equations*.  $y$  is the vector of mode amplitudes (which would be referred to as an *order parameter* in crystallography). The vector  $y$  is of the same dimension as the irrep.  $y = \mathbf{0}$  before the symmetry-break. Equilibrium solutions satisfy  $f(y; \mu) = \mathbf{0}$ . The function  $f$  satisfies  $f(\mathbf{0}; \mu) = \mathbf{0}$  such that  $y = \mathbf{0}$  is always an equilibrium solution (although not necessarily a stable one).  $\mu$  is the bifurcation parameter, which for convection problems can be related to the Rayleigh number. Bifurcation occurs when  $\mu$  passes through zero.

The function  $f(y; \mu)$  is *equivariant* under the action of the matrices of the given irrep, that is

$$f(gy; \mu) = gf(y; \mu) \quad (6.2)$$

for all matrices  $g$  in the given irrep. Equivariance places strong constraints on the form of the amplitude equations, and in turn on the nature of the bifurcation.

The simplest example of the consequences of equivariance are in a 1-dimensional system, invariant under  $C_2 = \{1, -1\}$ . Equivariance under  $C_2$  implies the function  $f$  is odd ( $f(-y; \mu) = -f(y; \mu)$ ) which in turn implies that in a Taylor expansion of  $f(y; \mu)$  about  $y = 0$  no even-order terms in  $y$  will appear. It follows from the symmetry alone that the associated bifurcation must be a pitchfork.

A common method of analysing amplitude equations is to consider their Taylor expansion in powers of  $y$ , and to truncate at some particular order. Much generic behaviour about the bifurcation can be described by these truncated forms. Moreover, symmetry places constraints on the number of independent parameters needed to describe the truncated form: for the  $C_2$  example there are no quadratic or other even order terms present. The dimension of the space of equivariants of given degree can be obtained purely using the characters of the representation (see Appendix C and Antoneli *et al.* (2008)). This can be used to show for example that the faithful irrep of  $D_3$  has a quadratic equivariant, unlike  $C_2$ . The faithful irrep of  $D_3$  is generically associated with a transcritical bifurcation, although for a particular problem there is always the possibility that the coefficient associated with the quadratic equivariant is zero due to some particular feature of the governing equations (e.g. self-adjointness, Golubitsky *et al.* (1984)) that would then cause the bifurcation to be a pitchfork.

The final column of Table 1 classifies the type of generic steady-state bifurcation associated with each of the maximal subgroups of  $p4/nmm$ . Only the index-9 k-transition is associated with a transcritical bifurcation; all others are pitchforks. The bifurcations can generically be classified depending on whether the dynamics when restricted to the fixed-point subspace has a quadratic term: pitchfork if not, transcritical if so. The classification of bifurcations

is discussed further in supplement 3, which provides character tables of several small finite groups and the dimensions of their spaces of equivariants.

## 7. Convection

We will now apply the theory discussed in the previous sections to transitions in fluid layers, and in particular to thermal convection. Consider a layer of fluid, heated from below and cooled from above. As the Rayleigh number is increased past some critical value the system begins to convect. Depending on choices of boundary conditions and rheology different planforms of the flow are possible: common planforms seen at onset are rolls, hexagons, and squares. Each of these convective planforms can be classified using crystallographic notation, e.g. squares have layer group symmetry  $p4/nmm$  (layer group 64), as illustrated in Figure 3b.

The physical state of the fluid can be described by its temperature field. Figure 3 shows examples of possible temperature fields that can occur at the initial onset of convection. Each panel shows the mid-plane temperature field with red/blue colouring for hot/cold, along with the corresponding reciprocal space (Fourier domain) pattern, where each dot is coloured according to phase, and the size of the dot indicates its amplitude. At the onset of convection there is typically a single critical horizontal wavenumber, thus all the dots lie on a circle in reciprocal space. Each of the patterns illustrated in Figure 3 is a single parameter family: once the origin and orientation of the pattern are specified, the only remaining parameter that describes the flow is the amplitude. Figure 4 illustrates two-parameter examples that still have a single horizontal wavenumber (e.g. bimodal flow). The initial onset of convection and the selection of convective planform has been very well studied (see e.g. the extensive studies by Buzano & Golubitsky (1983); Golubitsky *et al.* (1984); Knobloch (1990)); we simply note here that each of the convective planforms which are typically described in the convective literature by a name (like hexagons, bimodal flow, patch-work quilt etc.) can be given a Hermann-Mauguin symbol that unambiguously specifies its symmetry.

### 7.1. Numerical simulations

As the Rayleigh number is increased the initial convective planforms of hexagons, rolls, squares etc. undergo a series of further symmetry-breaking transitions. Typically such transitions are investigated using numerical simulations. Ideas from group theory can both illuminate the results of the numerical simulations and be used to make the computations more efficient.

As a concrete example, consider a 3-dimensional numerical simulation of fixed-flux convection in a fluid layer at infinite Prantl number. At the onset of convection the expected planform is squares (Proctor 1981), so it is natural to consider a computational domain that is a box with periodic boundary conditions in the horizontal. The temperature field within the box is described in terms of coefficients with respect to some finite set of basis vectors. The particular calculations here use spectral basis elements of the form

$$\theta(x, y, z) = \sum_{k=-K}^K \sum_{l=-L}^L \sum_{m=0}^M c_{klm} e^{i(kx+ly)} T_m(z) \quad (7.1)$$

i.e. a basis of Fourier modes in the horizontal, and Chebyshev polynomials in the vertical (Burns *et al.* 2020). However, the same group theory ideas can be exploited whatever choice of basis is made. Since  $\theta$  (the temperature perturbation) is a real variable,  $c_{klm}^* = c_{\overline{k}\overline{l}m}$ .

Suppose there is a  $N$ -dimensional set of coefficients describing the given state. Each symmetry can be represented by a  $N$ -by- $N$  matrix which describes the action of that symmetry

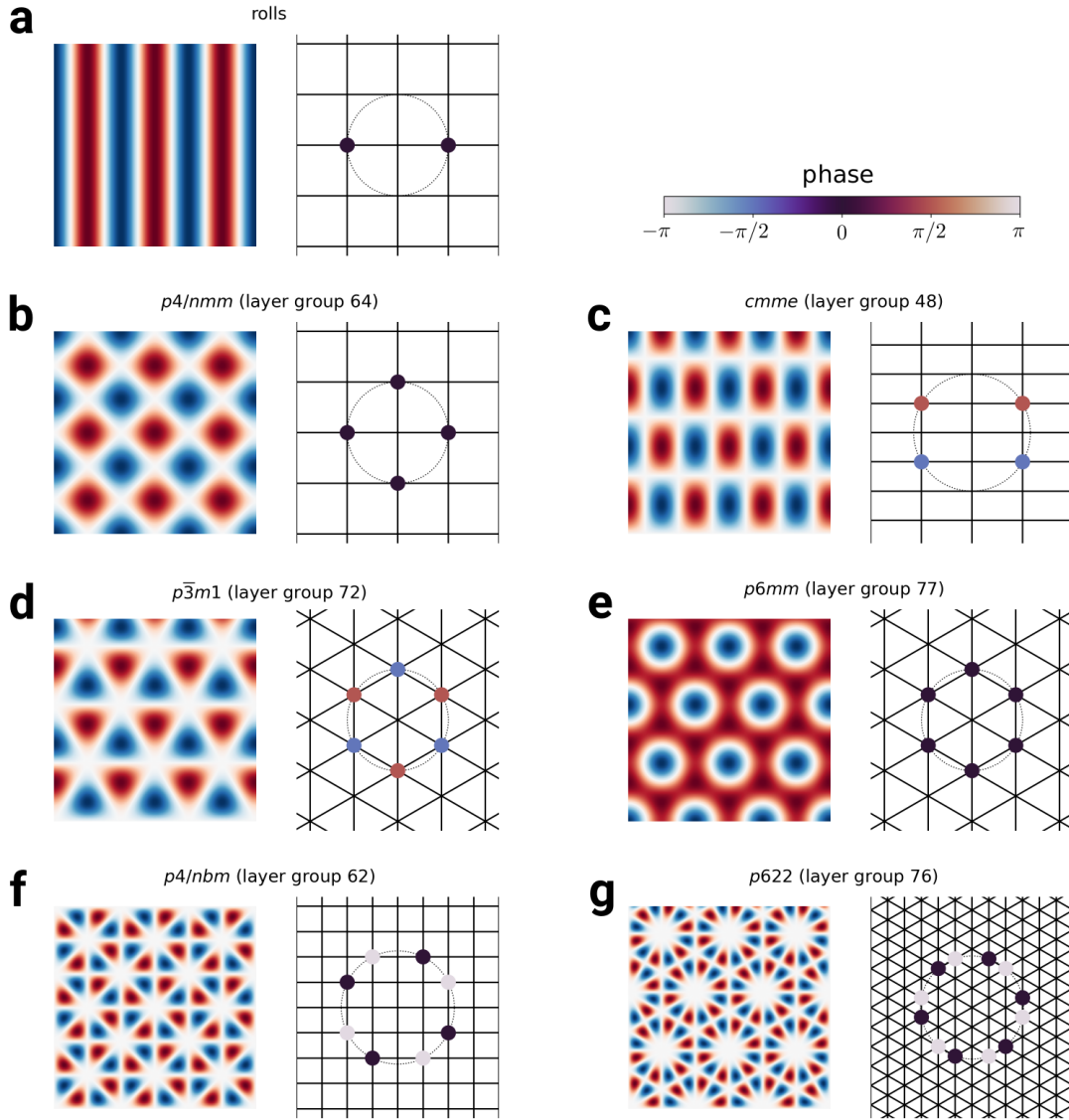


Figure 3: Examples of crystallographic classification for convective flows consisting of a single horizontal wavenumber. Shown are a) rolls, b) squares (checkerboard), c) rectangles (patchwork quilt), d) triangles, e) down-hexagons, f) anti-squares, g) anti-hexagons. Each pattern, with the exception of rolls, is labelled by its Hermann-Mauguin layer group symbol. The pattern of rolls does not correspond to a layer group, as it has one axis with a continuous translation symmetry (its symmetry may be referred to as  $p_{avb}ma2$ , Kopský (2006)). The left plot of each panel shows the mid-plane temperature field, the right plot shows the Fourier transform (reciprocal space plot). In reciprocal space the size of the dots show the amplitude, the colour of the dots show the phase (colourbar in top right). Grid lines indicate the reciprocal lattice, although note that some mode patterns are consistent with more than one type of lattice (e.g. both hexagonal and rectangular). The lattice shown is that used in ITE for the given layer group. With a single horizontal wavenumber all modes must lie on a circle in reciprocal space (dotted line). All of the above patterns represent a single parameter family: once the origin and orientation is specified the only remaining parameter is the amplitude.



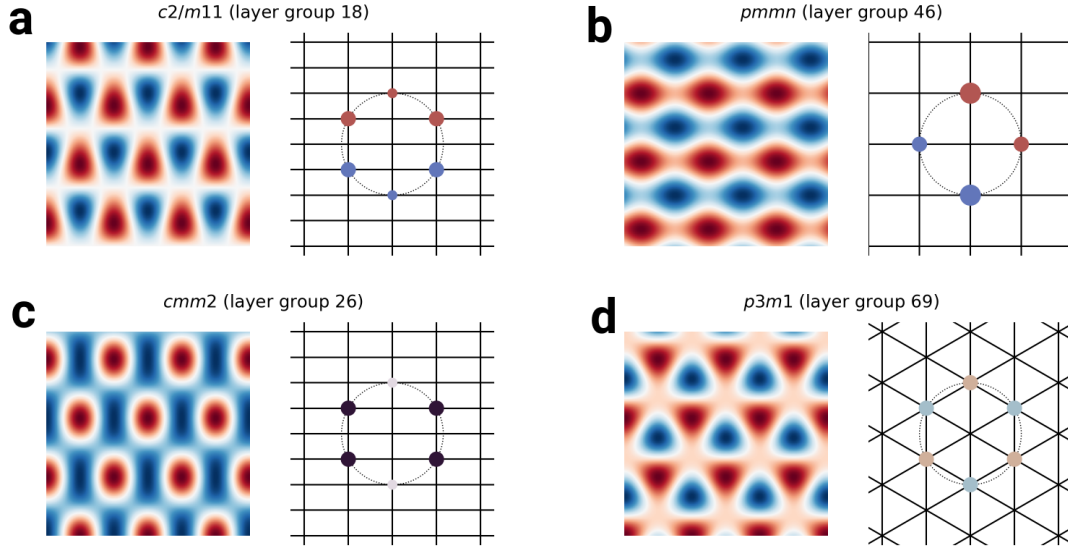


Figure 4: Further examples of crystallographic classification for convective flows consisting of a single horizontal wavenumber. These examples form two parameter families, and each pattern may be considered as a superposition of two of the single parameter patterns shown in Figure 3. Shown are a) trapezoids (a combination of squares (64) and triangles (72)) b) bimodal (a combination of squares (64) and rolls or two orthogonal sets of rolls) c) up-rectangles (a combination of rectangles (48) and hexagons(77)), d) down-triangles (a combination of triangles (72) and hexagons (77))

on the basis coefficients (here the set of  $c_{klm}$ ). In general this  $N$ -by- $N$  representation is reducible, and it is possible to change basis such that in the new basis the components transform according to the irreducible representations of the given group.

The change of basis is achieved using projection operators. To project onto the components which transform according to the  $J$ -th irrep of a group  $G$  we apply the operator  $\mathbf{P}^J$  defined by

$$\mathbf{P}^J = \frac{\dim J}{|G|} \sum_{g \in G} (\chi^J(g))^* \mathbf{g} \quad (7.2)$$

where  $\dim J$  is the dimension of the irrep,  $|G|$  is the order of the group,  $\chi^J(g)$  is the character of the element  $g$ , and  $\mathbf{g}$  is the matrix representing the action of the element  $g$  in the given representation. Moreover, it should be noted that through a change of basis the representations can be made unitary (orthogonal in the case of real representations) using Weyl's unitary trick. In turn, an orthogonal projection matrix can be used to give a orthogonal set of basis vectors corresponding to a particular irrep using a QR decomposition.

An illustration of an isotypic decomposition into basis vectors which transform according to the irreps is given in Figure 5. This example considers the  $c_{210}$  coefficient, and the coefficients to which it can be related using the layer symmetry  $p4/nmm$ . The periodicity of the computational domain is assumed to align with the principal lattice of translations of  $p4/nmm$ . As such the basis vectors  $c_{klm}$  are invariant under the group  $T$  of lattice translations, so one only needs to consider the factor group  $G/T$  whose character table is given in Table 2. There are 8 coefficients that are related by symmetry to  $c_{210}$ , and the 8 dimensional space can be decomposed into the irreps given in Table 2 as the direct sum  $A_{1g} \oplus A_{2g} \oplus B_{1g} \oplus B_{2g} \oplus 2E_u$  (see Dionne *et al.* (1997) for an application of this particular decomposition).

The isotypic decomposition can be used to simplify the numerical study of symmetry-breaking bifurcations. An example of this is shown in Figures 6, 7 and 8 which illustrates



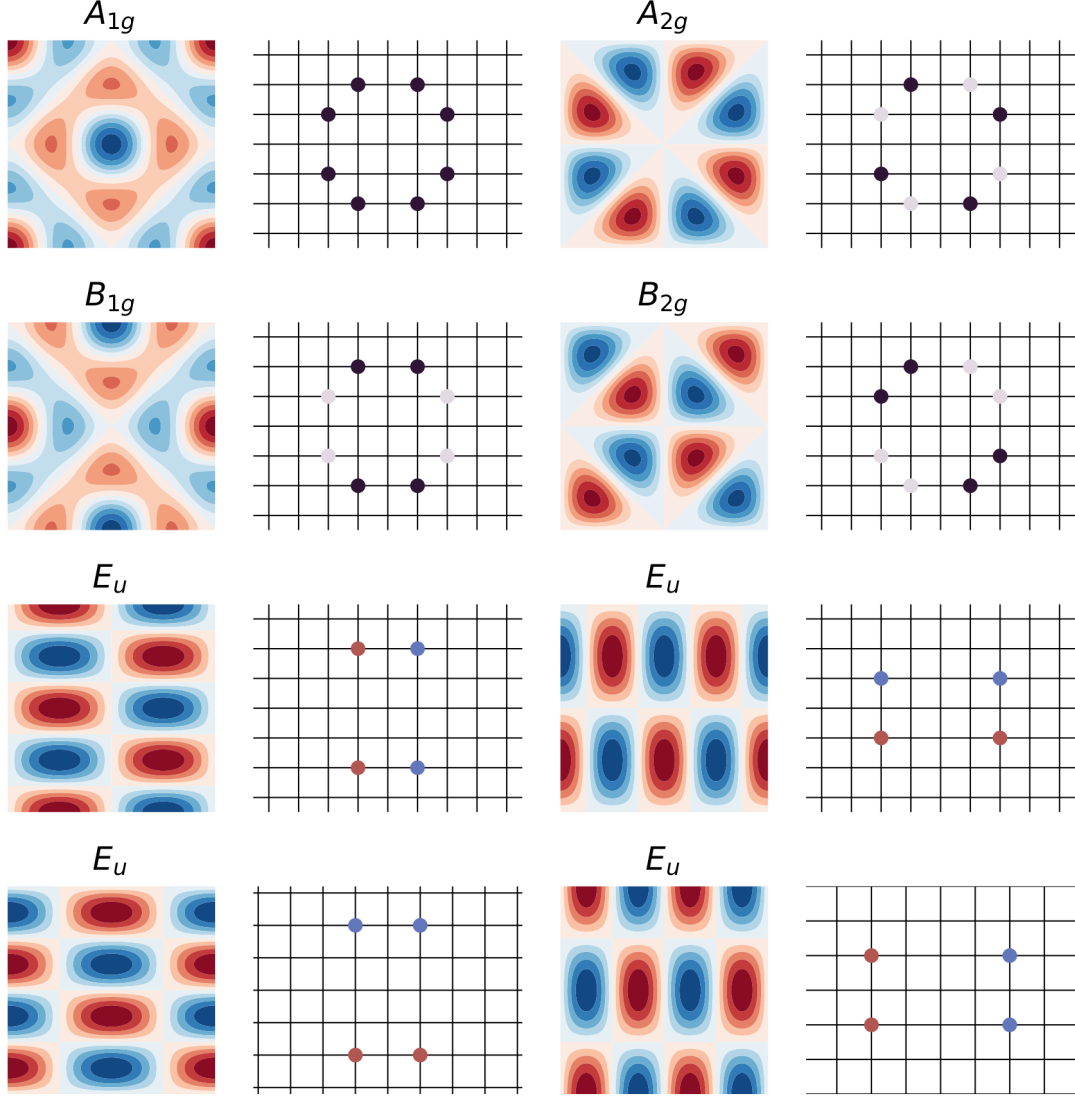


Figure 5: An example of an isotropic decomposition for the wavevector star generated by  $\mathbf{k} = (2, 1)$  with no  $z$ -dependence. Shown is the decomposition into the irreps of  $p4/nmm$  given in Table 2. The star decomposes as  $A_{1g} \oplus A_{2g} \oplus B_{1g} \oplus B_{2g} \oplus 2E_u$ .

breaking of a  $p4/nmm$  pattern of squares into two different planforms with less symmetry, one of  $pmmn$  and one of  $p4mm$ . The computational domain is a box, with aspect ratio such that the distance between rising and sinking regions is 8 times the layer depth. The heat flux is fixed on the top and bottom boundaries and both boundaries are free-slip. Fixed-flux convection with free-slip boundaries in an infinite layer formally has  $k = 0$  as the most unstable wavenumber, with critical Rayleigh  $Ra_c = 120$  (Chapman & Proctor 1980; Rieutord 2015). For the finite horizontal scale of the numerical problem the critical Rayleigh number is slightly higher,  $Ra_c = 126$ . Figure 6a shows the planform near onset, at  $Ra = 200$ , which is dominated by the four modes on the critical circle  $|\mathbf{k}| = k_c$  although there are also small contributions from higher modes.

As the Rayleigh number is increased there is more power in higher modes (Figure 6b, c) and sharper features are seen. However, the solution shown in Figure 6c (and also Figure 7a and Figure 8a) at  $Ra = 1500$  is actually unstable to perturbations that break the symmetry.

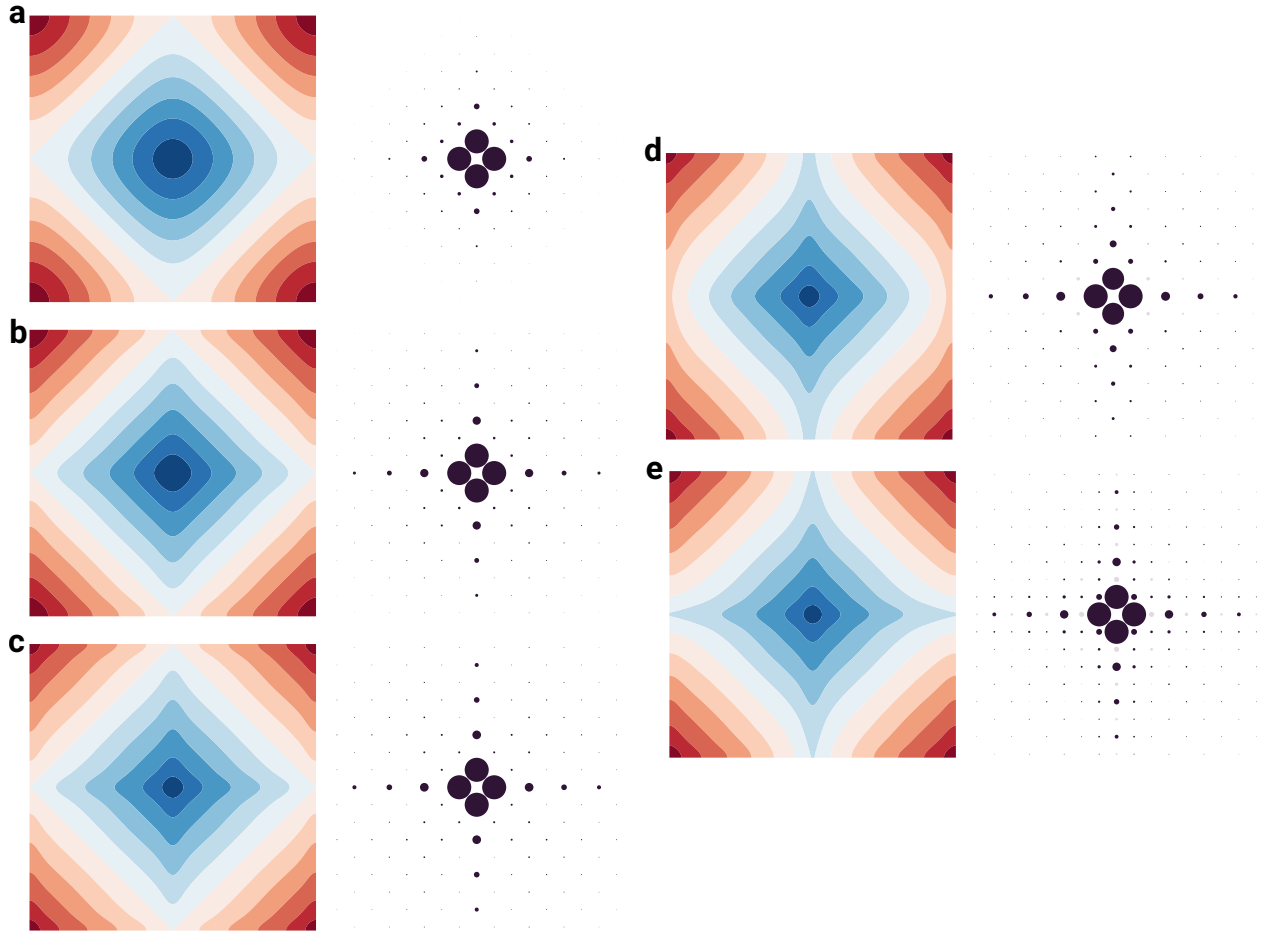


Figure 6: Examples of symmetry-breaking bifurcations in fixed-flux convection in a fluid layer. Shown are images of the mid-plane temperature field, both in real space (contour plots) and in reciprocal space (dot patterns). At the onset of convection a square planform is seen, with  $p4/nmm$  symmetry (layer group 64). The left panels show the evolution of the  $p4/nmm$  solution as the Rayleigh number is increased from a)  $Ra = 200$ , b)  $Ra = 700$ , and c)  $Ra = 1500$ . The  $p4/nmm$  solution at  $Ra = 1500$  is unstable to perturbations that break the symmetry. Panels d) and e) show new solutions at  $Ra = 1500$  that emerge from pitchfork bifurcations from the  $p4/nmm$  solution. d) has symmetry  $pmmn$  (layer group 46) and e) has symmetry  $p4mm$  (layer group 55).

The unstable solution can be computed by imposing the  $p4/nmm$  symmetry on the numerical scheme, either by restricting the set of basis vectors used to those associated with the trivial irrep  $A_{1g}$ , or by projecting the solutions onto that irrep at each iteration using the projection operator.

The stability of the  $p4/nmm$  solution as a function of Rayleigh number can be assessed using standard linear stability analysis, but the calculations can be made more efficient by exploiting the symmetry. A good general introduction to the numerical methods for performing linear stability and bifurcation analysis can be found in [Tuckerman & Barkley \(2000\)](#). The stability analysis relies on the calculation of the eigenvalues of an appropriate Jacobian matrix. When an eigenvalue has a real part which goes from being negative to being positive there is instability and an associated bifurcation to a new flow pattern. The isotypic decomposition aids the linear stability analysis by allowing one to block-diagonalise the Jacobian according to the irreps. This has several advantages: i) there are smaller linear systems to deal with in the individual blocks; ii) the eigenvalues in the individual blocks

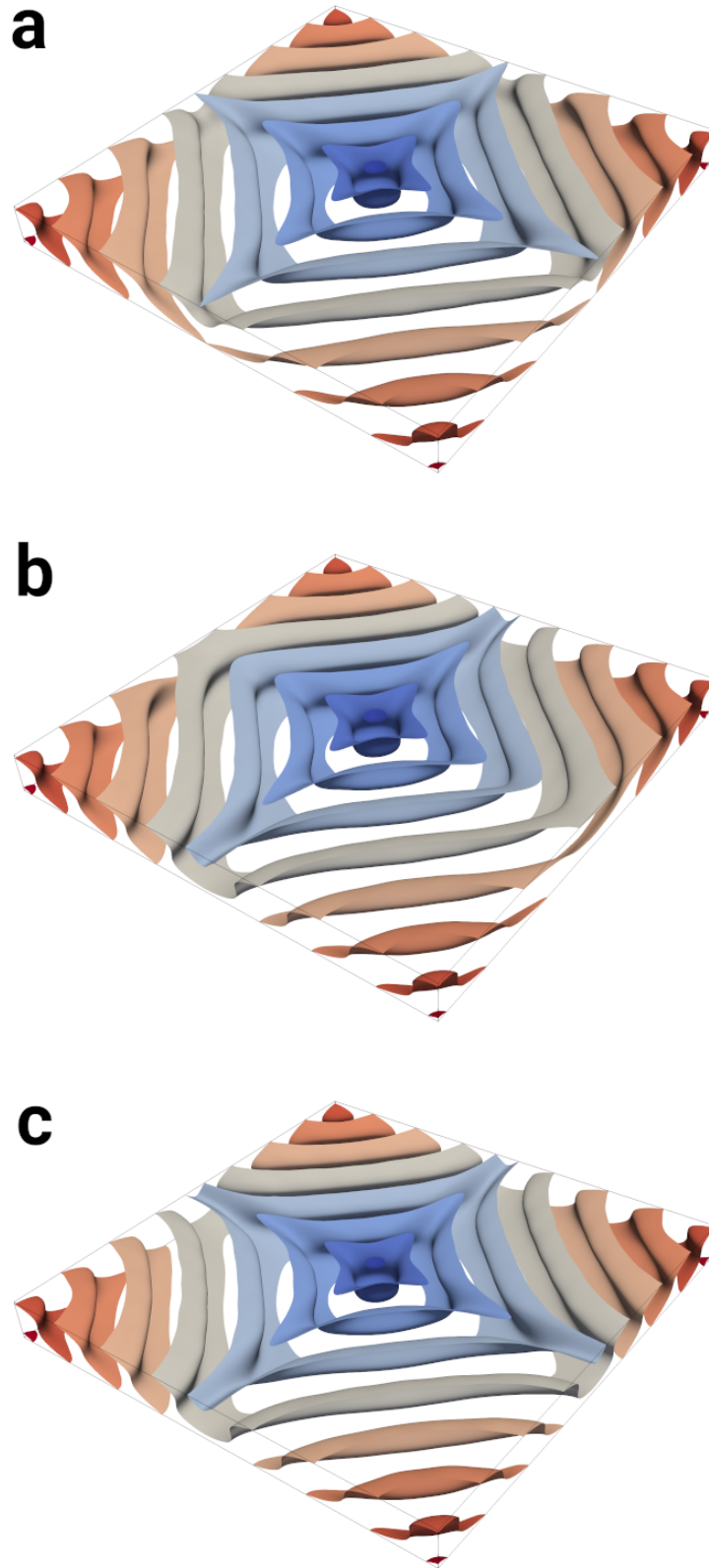


Figure 7: 3-dimensional rendering of the convective flows shown in horizontal cross-section in Figure 6c, d, e. Shown are equally-spaced contours of the temperature field. All flows have  $Ra = 1500$ . a) has symmetry  $p4/nmm$ , b) has symmetry  $pmmn$ , c) has symmetry  $p4mm$ . The loss of the 4-fold vertical rotation symmetry  $4_z$  about the centre of the box in going from a to b can be clearly seen. The loss of symmetry between a and c is more subtle: the upwellings are now not related by symmetry to the downwellings. c has lost the horizontal glide reflection  $n$ , the 2-fold rotations about horizontal axes, and the 2-fold screw rotations about horizontal axes (see Figure 1).

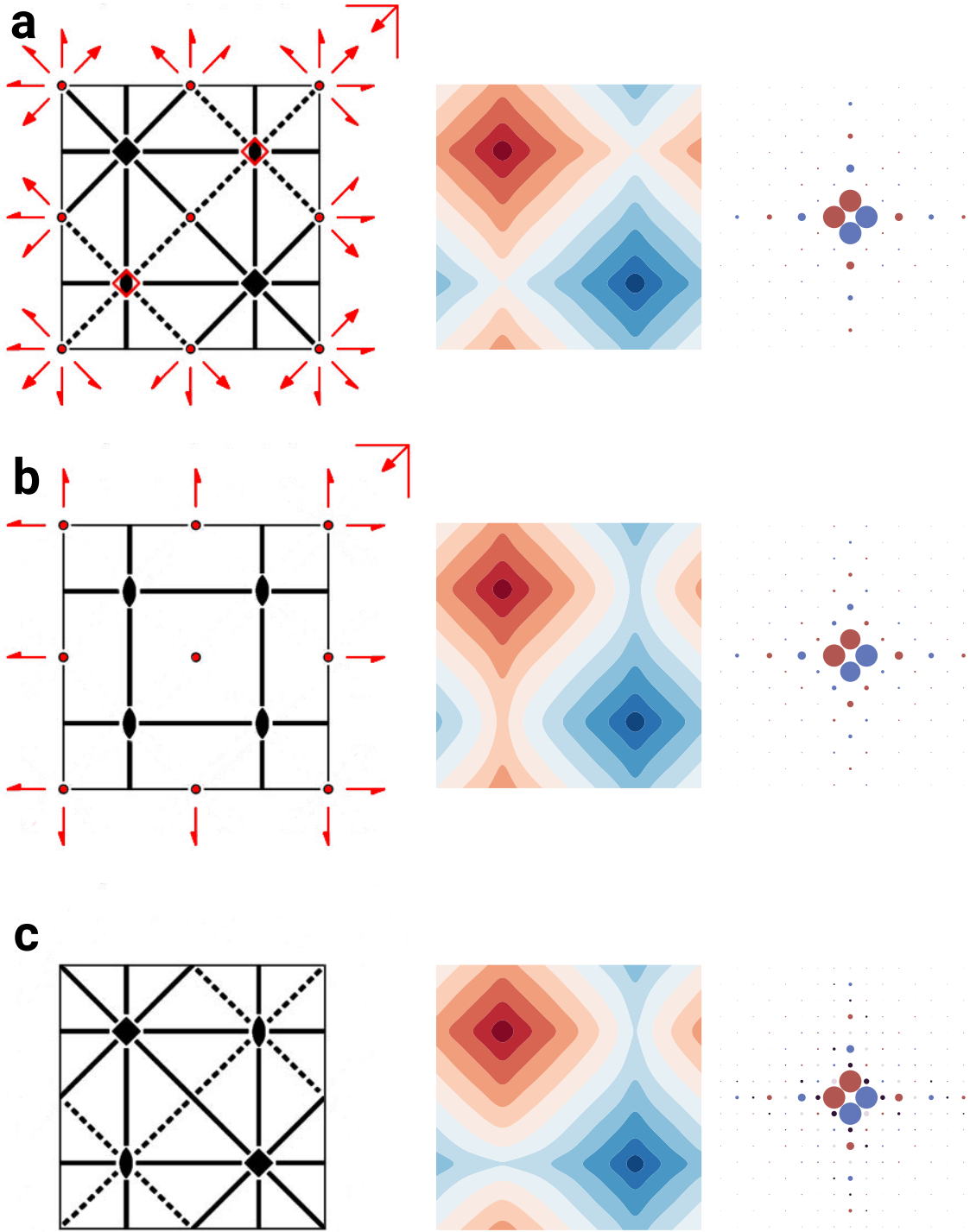


Figure 8: Plots identical to Figure 6c, d, e but with the origin of the coordinate system shifted by  $(\frac{1}{4}, \frac{1}{4}, 0)$  (the coordinate system given as origin choice 2 for  $p4/nmm$  in ITE). The corresponding symmetry diagrams (with origin shifted from Figure 1) are shown on the left. All flows have  $Ra = 1500$ . a) has symmetry  $p4/nmm$ , b) has symmetry  $pmmn$ , c) has symmetry  $p4mm$ . Some of the symmetry losses are clearer to see with this choice of origin as the rotation axes are moved away from the edges of the box. The loss of the 4-fold inversion axes ( $\bar{4}_z$ ) in going from a to b or c can be clearly seen. The temperature perturbation is necessarily zero on the mid-plane at a 4-fold inversion axis.

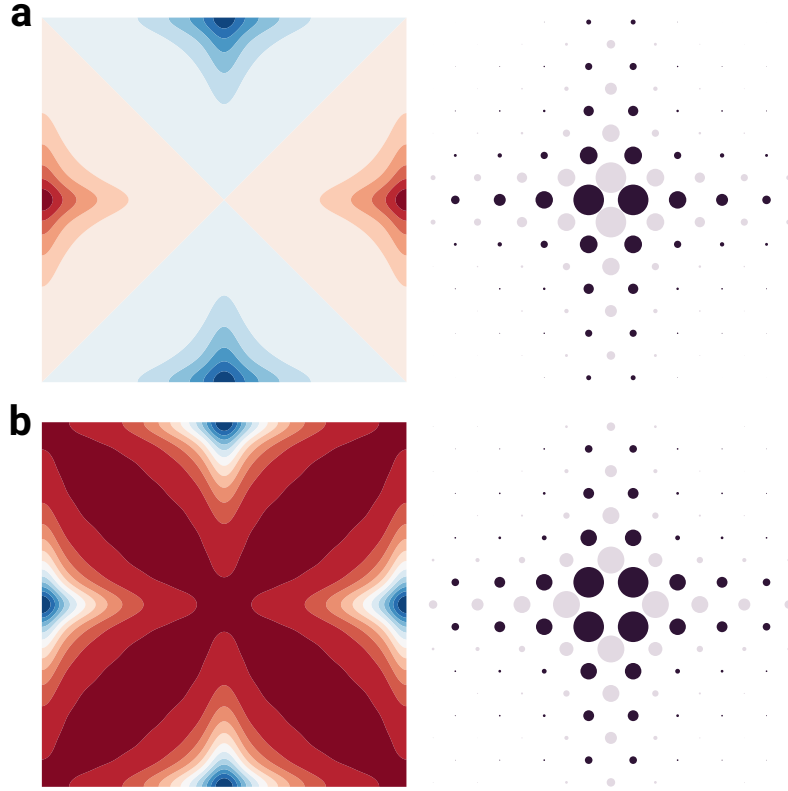


Figure 9: Examples of eigenmodes in a linear stability analysis of the  $p4/nmm$  solution depicted in Figure 6b with  $Ra = 700$  (using origin choice 1). a) shows the mid-plane temperature field for the eigenmode with eigenvalue with largest real part which transforms according to the irrep  $B_{1g}$  in Table 2, associated with the bifurcation to the  $pmmn$  solution in Figure 6d. b) shows the corresponding eigenmode which transforms according to irrep  $A_{2u}$  in Table 2, associated with bifurcation to  $p4mm$  in Figure 6e

may be more widely separated than those of the full problem, speeding up convergence of numerical eigenvalue techniques; iii) one can directly identify the symmetries that are broken and the corresponding active irrep.

Figure 9 illustrates the linear stability analysis of the  $p4/nmm$  solution in Figure 6b at  $Ra = 700$ . Shown are the eigenmodes with largest real part corresponding to the irreps  $B_{1g}$  and  $A_{2u}$ . At  $Ra = 700$ , eigenvalues of both modes are real and negative. However, for slightly larger  $Ra$ , at  $Ra = 756$  for  $B_{1g}$  and  $Ra = 815$  for  $A_{2u}$ , the eigenvalues become positive, leading to bifurcations and the solutions with broken symmetry seen in Figure 6d, e (and also Figure 7b, c and Figure 8b, c). Given the irreps involved, these bifurcations are necessarily pitchfork bifurcations.

Symmetry can also be exploited to calculate the new equilibrium states after a bifurcation. The solution without the symmetry-break can be used as an initial condition, with a small perturbation added in the form of the symmetry-breaking eigenmode of the linear stability calculation. One can use the projection operators to constrain the solution to have the appropriate symmetry (e.g. for Figure 6d, imposing the group  $pmmn$  or restricting to only those basis vectors corresponding to the irreps  $A_{1g}$  and  $B_{1g}$  of  $p4/nmm$  in Table 2). Once the eigenmodes associated with the bifurcations have been calculated it is possible to systematically perform a centre manifold reduction to determine the amplitude equations (Carini *et al.* 2015), although we have not done this here.

## 7.2. Further examples

There are many examples of flow transitions in fluid layers in the literature, but almost none use the crystallographic notation that has been adopted here. One study that does is McKenzie (1988), which describes a wide variety of transitions in convection, particularly those in the experimental studies of a temperature-dependent viscosity fluid by White (1988). A convective system with a temperature-dependent viscosity is not invariant under reflection in a horizontal mirror plane. As such the layer groups involved are those without such mirror planes, which are equivalent to those of the 17 plane or wallpaper groups. Many of the examples discussed by McKenzie (1988) are pitchfork bifurcations, although it should be noted that those bifurcations he discusses with factor group  $D_3$  are generically transcritical, and not pitchforks.

## 8. Conclusions

Our aim in this work has been to demonstrate the utility of the extensive databases in crystallography for understanding transitions in fluid layers. For simplicity, we have focussed on steady-states, doubly-periodic in space that are described by the crystallographic layer groups. We have not discussed transitions which break the time-translation symmetry (Hopf bifurcations) which involve spatio-temporal group elements that combine space group elements with time translations. The bifurcation theory for such cases is well understood, but it would be helpful to have a standardised crystallographic notation for describing such transitions. Translations in time can be associated with a fourth dimension. Hopf bifurcations lead to solutions that are time-periodic, and thus the natural groups to consider will be the subperiodic groups in four-dimensions with a three-dimensional lattice of translations (the two horizontal space dimensions and one time dimension). We have also made no attempt here to describe the representation theory for the initial onset of convection: formally this would involve a study of the representations of  $E(2) \times C_2$  which is a non-compact Lie group. The difficulty of dealing with such a group is usually side-stepped in the literature by considering instead a problem on a compact domain (the two-torus).

There is a wealth of useful information that lies within the crystallographic databases, and we encourage fluid dynamicists to exploit it.

## REFERENCES

- ANTONELI, FERNANDO, DIAS, ANA PAULA S. & MATTHEWS, PAUL C. 2008 Invariants, equivariants and characters in symmetric bifurcation theory. *Proceedings of the Royal Society of Edinburgh: Section A Mathematics* **138** (03), 477–512.
- AROYO, MOIS I., KIROV, ASEN, CAPILLAS, CESAR, PEREZ-MATO, J. M. & WONDRATSCHEK, HANS 2006a Bilbao Crystallographic Server. II. Representations of crystallographic point groups and space groups. *Acta Crystallographica Section A Foundations of Crystallography* **62** (2), 115–128.
- AROYO, MOIS ILIA, PEREZ-MATO, JUAN MANUEL, CAPILLAS, CESAR, KROUMOVA, ELI, IVANTCHEV, SVETOSLAV, MADARIAGA, GOTZON, KIROV, ASEN & WONDRATSCHEK, HANS 2006b Bilbao Crystallographic Server: I. Databases and crystallographic computing programs. *Zeitschrift für Kristallographie - Crystalline Materials* **221** (1), 15–27.
- ASCHER, E & KOBAYASHI, J 1977 Symmetry and phase transitions: The inverse Landau problem. *Journal of Physics C: Solid State Physics* **10** (9), 1349–1363.
- BRADLEY, CHRISTOPHER & CRACKNELL, ARTHUR 1972 *The Mathematical Theory of Symmetry in Solids*. Oxford University Press.
- BURNS, KEATON J., VASIL, GEOFFREY M., OISHI, JEFFREY S., LECOANET, DANIEL & BROWN, BENJAMIN P. 2020 Dedalus: A flexible framework for numerical simulations with spectral methods. *Physical Review Research* **2** (2), 023068.
- BUZANO, E. & GOLUBITSKY, M. 1983 Bifurcation on the hexagonal lattice and the planar Bénard problem.



- Philosophical Transactions of the Royal Society of London. Series A, Mathematical and Physical Sciences* **308** (1505), 617–667.
- CARINI, M., AUTERI, F. & GIANNETTI, F. 2015 Centre-manifold reduction of bifurcating flows. *Journal of Fluid Mechanics* **767**, 109–145.
- CHAPMAN, C. J. & PROCTOR, M. R. E. 1980 Nonlinear Rayleigh-Bénard convection between poorly conducting boundaries. *Journal of Fluid Mechanics* **101** (4), 759–782.
- CRAWFORD, J D & KNOBLOCH, E 1991 Symmetry and Symmetry-Breaking Bifurcations in Fluid Dynamics. *Annual Review of Fluid Mechanics* **23** (1), 341–387.
- DIONNE, BENOIT, SILBER, MARY & SKELDON, ANNE C 1997 Stability results for steady, spatially periodic planforms. *Nonlinearity* **10** (2), 321–353.
- DE LA FLOR, GEMMA, SOUVIGNIER, BERND, MADARIAGA, GOTZON & AROYO, MOIS I. 2021 Layer groups: Brillouin-zone and crystallographic databases on the Bilbao Crystallographic Server. *Acta Crystallographica Section A Foundations and Advances* **77** (6), 559–571.
- GOLUBITSKY, MARTIN & STEWART, IAN 2002 *The Symmetry Perspective*. Basel: Birkhäuser Basel.
- GOLUBITSKY, M., SWIFT, J.W. & KNOBLOCH, E. 1984 Symmetries and pattern selection in Rayleigh-Bénard convection. *Physica D: Nonlinear Phenomena* **10** (3), 249–276.
- GRENIER, B. & BALLOU, R. 2012 Crystallography: Symmetry groups and group representations. *EPJ Web of Conferences* **22**, 00006.
- HAHN, TH., ed. 2006 *International Tables for Crystallography, International Tables for Crystallography*, vol. A. Chester, England: International Union of Crystallography.
- HOYLE, REBECCA 2006 *Pattern Formation*. Cambridge University Press.
- IRAOLA, MIKEL, MAÑES, JUAN L., BRADLYN, BARRY, HORTON, MATTHEW K., NEUPERT, TITUS, VERGNIORY, MAIA G. & TSIRKIN, STEPAN S. 2022 IrRep: Symmetry eigenvalues and irreducible representations of ab initio band structures. *Computer Physics Communications* **272**, 108226.
- KNOBLOCH, E. 1990 Pattern selection in long-wavelength convection. *Physica D: Nonlinear Phenomena* **41** (3), 450–479.
- KOPSKÝ, V. 2006 Unified system of Hermann-Mauguin symbols for groups of material physics. 1. Groups with decomposable lattices. *Acta Crystallographica Section A Foundations of Crystallography* **62** (2), 77–92.
- KOPSKÝ, V. & LITVIN, D. B., ed. 2010 *International Tables for Crystallography*, , vol. E. Chester, England: International Union of Crystallography.
- LANDAU, L.D. 1965 On the theory of phase transitions. In *Collected Papers of L.D. Landau*, pp. 193–216. Elsevier.
- LITVIN, D. B., ed. 2013 *Magnetic Group Tables*. Chester, England: International Union of Crystallography.
- LITVIN, D. B., FUKSA, J. & KOPSKY, V. 1986 On exomorphic types of phase transitions. *Journal of Mathematical Physics* **27** (3), 661–667.
- LITVIN, DANIEL B. & KOPSKÝ, VOJTECH 2000 Subperiodic groups isomorphic to factor groups of reducible space groups. *Acta Crystallographica Section A Foundations of Crystallography* **56** (4), 370–374.
- LITVIN, DANIEL B. & WIKE, THOMAS R. 1991 *Character Tables and Compatibility Relations of The Eighty Layer Groups and Seventeen Plane Groups*. Boston, MA: Springer US.
- MATTHEWS, P. C. 2004 Automating Symmetry-Breaking Calculations. *LMS Journal of Computation and Mathematics* **7**, 101–119.
- MCKENZIE, DAN 1988 The symmetry of convective transitions in space and time. *Journal of Fluid Mechanics* **191**, 287.
- MILOSEVIC, I, NIKOLIC, B, DAMNJANOVIC, M & KRČMAR, M 1998 Irreducible representations of di-periodic groups. *Journal of Physics A: Mathematical and General* **31** (15), 3625–3648.
- MÜLLER, ULRICH 2013 Subgroups and supergroups of point and space groups. In *Symmetry Relationships between Crystal Structures*, pp. 86–99. Oxford University Press.
- PEREZ-MATO, J.M., AROYO, M.I. & OROBENGOA, D. 2012 Symmetry considerations in structural phase transitions. *EPJ Web of Conferences* **22**, 00008.
- PROCTOR, M. R. E. 1981 Planform selection by finite-amplitude thermal convection between poorly conducting slabs. *Journal of Fluid Mechanics* **113**, 469.
- REETZ, FLORIAN, SUBRAMANIAN, PRIYA & SCHNEIDER, TOBIAS M. 2020 Invariant states in inclined layer convection. Part 2. Bifurcations and connections between branches of invariant states. *Journal of Fluid Mechanics* **898**, A23.
- RIEUTORD, MICHEL 2015 *Fluid Dynamics: An Introduction. Graduate Texts in Physics* . Cham: Springer International Publishing.

- STOKES, HAROLD T., VAN ORDEN, SETH & CAMPBELL, BRANTON J. 2016 ISOSUBGROUP : an internet tool for generating isotropy subgroups of crystallographic space groups. *Journal of Applied Crystallography* **49** (5), 1849–1853.
- THE GAP GROUP 2021 GAP – Groups, Algorithms, and Programming, Version 4.11.1.
- TUCKERMAN, LAURETTE S. & BARKLEY, DWIGHT 2000 Bifurcation Analysis for Timesteppers. In *Numerical Methods for Bifurcation Problems and Large-Scale Dynamical Systems. The IMA Volumes in Mathematics and its Applications*, vol 119., pp. 453–466. Springer, New York.
- WHITE, DAVID B. 1988 The planforms and onset of convection with a temperature-dependent viscosity. *Journal of Fluid Mechanics* **191**, 247.
- WOOD, ELIZABETH A. 1964 The 80 Diperic Groups in Three Dimensions. *Bell System Technical Journal* **43** (1), 541–559.

**Supplementary data.** Three supplements with additional group theory tables are available at <https://doi.org/10.1017/jfm.xx>

**Funding.** This research received no specific grant from any funding agency, commercial or not-for-profit sectors.

**Declaration of interests.** The authors report no conflict of interest.

## Appendix A. The symmetries of Rayleigh-Bénard convection

Consider Rayleigh-Bénard convection in a fluid layer, with  $x$  and  $y$  as horizontal coordinates and  $z$  as a vertical coordinate. The system has a natural Euclidean symmetry in the horizontal plane, represented by the group  $E(2)$ . However, depending on boundary conditions and rheological choices there may be additional symmetries in the problem.

### A.1. Governing equations

For Boussinesq, infinite Prantl number, thermal convection the governing equations are

$$\nabla \cdot \mathbf{v} = 0, \quad (\text{A } 1)$$

$$\nabla \cdot \boldsymbol{\sigma} = -\rho_0 g \alpha T \hat{\mathbf{z}}, \quad (\text{A } 2)$$

$$\frac{\partial T}{\partial t} + \mathbf{v} \cdot \nabla T = \kappa \nabla^2 T, \quad (\text{A } 3)$$

where  $\mathbf{v}$  is the fluid velocity,  $\boldsymbol{\sigma}$  is the stress tensor,  $\rho_0$  is the reference density,  $g$  is the acceleration due to gravity,  $\alpha$  is the thermal expansivity,  $T$  is the temperature, and  $\kappa$  is the thermal diffusivity. The Newtonian constitutive law relating stress to strain rate is

$$\boldsymbol{\sigma} = -p\mathbf{I} + \eta \left( \nabla \mathbf{v} + \nabla \mathbf{v}^T \right), \quad (\text{A } 4)$$

where  $p$  is the pressure. Let  $\theta$  represent the temperature perturbation from a conductive steady state, where the steady-state temperature gradient is  $\Delta T/a$ , and  $a$  is the layer thickness. The governing equations (A 1), (A 2) and (A 3) can be rewritten as

$$\nabla \cdot \mathbf{v} = 0, \quad (\text{A } 5)$$

$$\nabla \cdot \tilde{\boldsymbol{\sigma}} = -\rho_0 g \alpha \theta \hat{\mathbf{z}}, \quad (\text{A } 6)$$

$$\frac{\partial \theta}{\partial t} + \mathbf{v} \cdot \nabla \theta - \frac{\Delta T}{a} \mathbf{v} \cdot \hat{\mathbf{z}} = \kappa \nabla^2 \theta, \quad (\text{A } 7)$$

where  $\tilde{\boldsymbol{\sigma}}$  is a modified stress tensor which represents the difference from the conductive state. The equations can be made dimensionless by scaling all lengths by the layer thickness  $a$ , and all times by the diffusion time  $a^2/\kappa$ . The behaviour is controlled by the dimensionless Rayleigh number  $Ra = \rho_0 g \alpha \Delta T a^3 / (\eta_0 \kappa)$ . The temperature can be scaled by  $\Delta T/Ra$ , the

velocity by  $\kappa/a$ , and the pressure by  $\rho_0 g \alpha \theta_0 d$  to yield

$$\nabla \cdot \mathbf{v} = 0, \quad (\text{A } 8)$$

$$-\nabla \cdot \tilde{\sigma} = \theta \hat{z}, \quad (\text{A } 9)$$

$$\frac{1}{Ra} \left( \frac{\partial \theta}{\partial t} + \mathbf{v} \cdot \nabla \theta - \nabla^2 \theta \right) = \mathbf{v} \cdot \hat{z}. \quad (\text{A } 10)$$

#### A.2. Mid-plane reflection

If boundary conditions top and bottom are identical, then providing the viscosity is constant (or depth-dependent with mid-plane symmetry), the equations are invariant under the mid-plane symmetry ( $z = 0$  is the mid-plane),

$$m_z : (x, y, z) \rightarrow (x, y, -z), \quad (\text{A } 11)$$

provided the variables in the equations transform as

$$\begin{aligned} m_z : \quad u &\rightarrow u, \quad v \rightarrow v, \quad p \rightarrow p, \\ \theta &\rightarrow -\theta, \quad w \rightarrow -w \end{aligned} \quad (\text{A } 12)$$

where the velocity vector is  $\mathbf{v} = (u, v, w)$  and  $p$  is the pressure perturbation. (A 12) represents the symmetry between hot upwellings and cold downwellings.

#### A.3. Poloidal-toroidal decomposition

For 3D flows represented by poloidal and toroidal potentials  $\mathcal{S}$  and  $\mathcal{T}$

$$\begin{aligned} \mathbf{v} &= \nabla \times (\hat{z} \times \nabla \mathcal{S}) + \hat{z} \times \nabla \mathcal{T}, \\ u &= -\frac{\partial^2 \mathcal{S}}{\partial x \partial z} - \frac{\partial \mathcal{T}}{\partial y}, \quad v = -\frac{\partial^2 \mathcal{S}}{\partial y \partial z} + \frac{\partial \mathcal{T}}{\partial x}, \quad w = -\nabla_h^2 \mathcal{S} \end{aligned} \quad (\text{A } 13)$$

so the potentials must transform under mid-plane reflection as

$$m_z : \quad \mathcal{S} \rightarrow -\mathcal{S}, \quad \mathcal{T} \rightarrow \mathcal{T}. \quad (\text{A } 14)$$

This is different from their transformation under vertical mirrors, which is

$$m_x : \quad \mathcal{S} \rightarrow \mathcal{S}, \quad \mathcal{T} \rightarrow -\mathcal{T}. \quad (\text{A } 15)$$

as  $m_x : u \rightarrow -u$ . For the constant-viscosity example in Figure 6 the flow is purely poloidal ( $\mathcal{T} = 0$ ). The poloidal potential  $\mathcal{S}$  transforms in the same way as the temperature perturbation  $\theta$  under the symmetry operations.

#### A.4. Time dimension

This work focuses on steady-states and thus there is little discussion of the time dimension. However, it is worth noting that while the governing equations are invariant under any time translation, they are not invariant under time reflection  $m_t$  owing to the diffusion term.

#### A.5. Self-adjointness

If the equations (A 1), (A 2) and (A 3) are linearised about a conductive steady-state (i.e. neglecting the  $\mathbf{v} \cdot \nabla \theta$  term) then the equations themselves have an important symmetry: namely, they are self-adjoint provided the viscosity is constant or purely-depth dependent, and appropriate boundary conditions are applied.

## Appendix B. Representations of layer groups with non-zero wavevector

The general theory of representations of layer groups with a non-zero wavevector is somewhat involved, and a full account can be found in e.g. [Bradley & Cracknell \(1972\)](#); [Aroyo \*et al.\* \(2006a\)](#); [de la Flor \*et al.\* \(2021\)](#); [Grenier & Ballou \(2012\)](#). In this appendix we give some simple examples of representations with a non-zero wavenumber that are associated with spatial-period-multiplying bifurcations.

Consider the layer group  $p4mm$  (No. 55). This group can be generated by unit translations  $t_x$  and  $t_y$  in the  $x$ - and  $y$ - directions along with point group element  $4_z$  representing a 90 degree rotation about the  $z$  axis and point group element  $m_{\bar{x}y}$  representing a reflection in a vertical mirror plane parallel to the line  $y = x$ . A representation of the group can be described by a mapping of the generators to a set of matrices.

In the general theory of representations of layer groups, each irreducible representation is described by a wavevector  $\mathbf{k}$  and a label for a particular small representation of the wavevector. For this example we consider a wavevector of the form

$$\mathbf{k} = u\mathbf{a}_1^* + u\mathbf{a}_2^* \quad (\text{B } 1)$$

where  $u < 1/2$ , and  $\mathbf{a}_1^*$ ,  $\mathbf{a}_2^*$  are basis vectors for the reciprocal lattice, defined such that  $\mathbf{a}_i \cdot \mathbf{a}_j^* = 2\pi\delta_{ij}$ , where  $\mathbf{a}_1$  and  $\mathbf{a}_2$  are the space domain basis lattice vectors. The wavevector lies in a subset of the Brillouin zone known as the representation domain.

The chosen wavevector in (B 1) lies within the part of the Brillouin zone labelled  $\Sigma$  (written in software which uses text labels as SM). The tool LKVEC ([de la Flor \*et al.\* 2021](#)) on the Bilbao Crystallographic Server can be used to identify the position of a wavenumber vector in the representation domain and the corresponding little co-group  $\bar{G}^{\mathbf{k}}$ . The little co-group is the set of point group elements that leaves the wavevector unchanged. The little co-group associated with wavevectors along  $\Sigma$  is  $..m$ , which has just two elements: the identity and the mirror  $m_{\bar{x}y}$ .

From the little co-group  $\bar{G}^{\mathbf{k}}$  one can form the little group  $G^{\mathbf{k}}$  of  $\mathbf{k}$ , which is a subgroup of  $G$  containing those elements which have the point-group elements of the little co-group in their rotational part. We first need to obtain representations of the little group. Such representations must be small (or allowed) representations, which are the representations of the little group that map a pure translation by a vector  $\mathbf{d}$  to  $\exp(-i\mathbf{k} \cdot \mathbf{d})$  times an identity matrix. In this simple example, the small representations are 1-dimensional and there are just two of them. The small group is generated by the unit translations and the mirror element  $m_{\bar{x}y}$ . Since the representations of the translations has been prescribed, all that remains is to describe the mapping of the mirror element. There is a trivial representation  $\Sigma_1$  which maps the mirror element  $m_{\bar{x}y}$  to 1 and another representation  $\Sigma_2$  which maps the mirror element to -1.

The *star* of the wavevector is the set of possible wavevectors that can be obtained by applying all the point group operations to the given wavevector. In this example the star has four arms:

$$\mathbf{k}_1 = (u, u), \quad (\text{B } 2)$$

$$\mathbf{k}_2 = (-u, -u), \quad (\text{B } 3)$$

$$\mathbf{k}_3 = (u, -u), \quad (\text{B } 4)$$

$$\mathbf{k}_4 = (-u, u). \quad (\text{B } 5)$$

The left cosets of  $G^{\mathbf{k}}$  in  $G$  are in one-to-one correspondence with the star of the wavevector. A representation of the full group  $G$  can be obtained as an induced representation from the little group  $G^{\mathbf{k}}$ . The induced representation is of dimension  $md$  where  $d$  is the dimension of

the little group representation (here  $d = 1$ ) and  $m$  is the number of left cosets of  $G^k$  in  $G$  (which is identical to the number of arms in the star of the wavevector, here  $m = 4$ ).

In the induced representation a general translation by a vector  $\mathbf{d} = (d_1, d_2)$  is represented by a diagonal matrix of the following form

$$\begin{pmatrix} e^{-i\mathbf{k}_1 \cdot \mathbf{d}} & 0 & 0 & 0 \\ 0 & e^{-i\mathbf{k}_2 \cdot \mathbf{d}} & 0 & 0 \\ 0 & 0 & e^{-i\mathbf{k}_3 \cdot \mathbf{d}} & 0 \\ 0 & 0 & 0 & e^{-i\mathbf{k}_4 \cdot \mathbf{d}} \end{pmatrix} \quad (\text{B } 6)$$

where  $\mathbf{k}_1, \mathbf{k}_2, \mathbf{k}_3$ , and  $\mathbf{k}_4$  are the arms of the star.

The induced representation  ${}^*\Gamma_1$  of the full space group  $G$  is given in terms of the generators as

$$\begin{aligned} t_x &= \begin{pmatrix} \omega & 0 & 0 & 0 \\ 0 & \omega^* & 0 & 0 \\ 0 & 0 & \omega & 0 \\ 0 & 0 & 0 & \omega^* \end{pmatrix}, & t_y &= \begin{pmatrix} \omega & 0 & 0 & 0 \\ 0 & \omega^* & 0 & 0 \\ 0 & 0 & \omega^* & 0 \\ 0 & 0 & 0 & \omega \end{pmatrix}, \\ 4_z &= \begin{pmatrix} 0 & 0 & 1 & 0 \\ 0 & 0 & 0 & 1 \\ 0 & 1 & 0 & 0 \\ 1 & 0 & 0 & 0 \end{pmatrix}, & m_{\bar{x}y} &= \begin{pmatrix} 1 & 0 & 0 & 0 \\ 0 & 1 & 0 & 0 \\ 0 & 0 & 0 & 1 \\ 0 & 0 & 1 & 0 \end{pmatrix}, \end{aligned} \quad (\text{B } 7)$$

where  $\omega = e^{-2\pi i u}$ . The representation  ${}^*\Gamma_2$  has identical generators, except for  $m_{\bar{x}y}$  which has  $-1$  in place of  $1$  in each entry. The above representation has complex entries, but by a change of basis an equivalent real representation can be found.

If the wavevector of form (B 1) is chosen with  $u = 1/2$ , then it lies at a special point in the Brillouin zone labelled  $M$ . The little co-group is then  $4mm$ , and the induced representation  ${}^*M_1$  from the trivial representation of the little group is simply the 1-dimensional representation that maps the generators as

$$t_x = -1, \quad t_y = -1, \quad 4_z = 1, \quad m_{\bar{x}y} = 1. \quad (\text{B } 8)$$

There are four additional representations induced from the little group, including a 2-dimensional representation  ${}^*M_5$ , but these will not be considered further.

### B.1. Application to spatial-period-multiplying bifurcations

The representations  ${}^*\Gamma_1$  and  ${}^*M_1$  with matrices given in (B 7) and (B 8) can be used to describe spatial-period-multiplying bifurcations for  $p4mm$ . The simplest case is when  $u = 1/2$  and the 1-D representation  ${}^*M_1$  in (B 8) provides a mapping onto the group  $C_2$ . There is an isotropy subgroup which consists of all those elements which map to 1. This subgroup is also  $p4mm$  (as all the point group elements are retained) but it has a reduced set of translation elements (it is an index 2 klassengleiche subgroup). For the subgroup a new basis for the lattice can be obtained using the translations by  $(1, 1)$  and  $(1, -1)$ . This isotropy subgroup is the maximal isotypic subgroup of lowest index for  $p4mm$ .

For the representation  ${}^*\Gamma_1$ , suppose  $u = 1/p$  where  $p$  is a prime number equal to 3 or greater. Then  $\omega^p = 1$ , and the matrix group described by (B 7) is the finite group  $D_4 \ltimes C_p^2$  of order  $8p^2$ . There is a klassengleiche axial isotropy subgroup of this representation of  $p4mm$  which is also  $p4mm$  but with the basis vectors of the lattice scaled by a factor of  $p$  in each direction (the index of the subgroup in the parent group is  $p^2$ ). All the point group operations are retained in the subgroup. In the representation in (B 7) this can be explicitly recognised by the fixed point subspace  $(a, a, a, a)$  which is invariant under  $4_z$  and  $m_{\bar{x}y}$ .

(retaining the point group) and the translations for which  $(d_1, d_2) \equiv (0, 0) \pmod{p}$ . There are also non-isotypic axial isotropy subgroups of  ${}^*\Gamma_1$  with fixed point subspaces  $(b, b, 0, 0)$  and  $(0, 0, c, c)$ . For these isotropy subgroups the point group is reduced to  $mm2$ , consisting of the diagonal mirrors and  $2_z$ . The translation group is reduced, but retains the diagonal translation with multiples of either  $(1, -1)$  or  $(1, 1)$ . The corresponding layer group is  $cmm2$  (index  $2p$  subgroup).

For the particular case of  $p = 3$ , the character table for the group  $D_4 \ltimes C_3^2$  is given in supplement 3 and further discussion of its role in spatial-period-multiplying bifurcations can be found in [Matthews \(2004\)](#) (see their Figure 1).

### B.2. An example of $p4/nmm$

A slightly more complicated, but closely related, example is given by  $p4/nmm$  (No. 64). This is non-symmorphic layer group. It can be generated by the same operations as  $p4mm$ , i.e.  $t_x, t_y, 4_z$ , and  $m_{\bar{x}y}$ , but in addition is generated by a glide reflection  $n$  which reflects in a vertical mirror  $m_z$  and then translates by  $(\frac{1}{2}, \frac{1}{2}, 0)$ . An index-9 k-transition from  $p4/nmm$  to  $p4mm$  can be obtained as an isotropy subgroup of two different irreps. The irrep  ${}^*\Sigma_1$  with wavevector  $\mathbf{k} = (1/3, 1/3)$  given by

$$\begin{aligned} t_x &= \begin{pmatrix} \omega & 0 & 0 & 0 \\ 0 & \omega^* & 0 & 0 \\ 0 & 0 & \omega & 0 \\ 0 & 0 & 0 & \omega^* \end{pmatrix}, & t_y &= \begin{pmatrix} \omega & 0 & 0 & 0 \\ 0 & \omega^* & 0 & 0 \\ 0 & 0 & \omega^* & 0 \\ 0 & 0 & 0 & \omega \end{pmatrix}, \\ 4_z &= \begin{pmatrix} 0 & 0 & 1 & 0 \\ 0 & 0 & 0 & 1 \\ 0 & 1 & 0 & 0 \\ 1 & 0 & 0 & 0 \end{pmatrix}, & m_{\bar{x}y} &= \begin{pmatrix} 1 & 0 & 0 & 0 \\ 0 & 1 & 0 & 0 \\ 0 & 0 & 0 & 1 \\ 0 & 0 & 1 & 0 \end{pmatrix}, & n &= \begin{pmatrix} \omega & 0 & 0 & 0 \\ 0 & \omega^* & 0 & 0 \\ 0 & 0 & 1 & 0 \\ 0 & 0 & 0 & 1 \end{pmatrix}, \end{aligned} \quad (\text{B } 9)$$

where  $\omega = e^{-2\pi i/3}$ , and the irrep  ${}^*\Delta_3$  with wavevector  $\mathbf{k} = (0, 1/3)$  given by

$$\begin{aligned} t_x &= \begin{pmatrix} 1 & 0 & 0 & 0 \\ 0 & 1 & 0 & 0 \\ 0 & 0 & \omega & 0 \\ 0 & 0 & 0 & \omega^* \end{pmatrix}, & t_y &= \begin{pmatrix} \omega & 0 & 0 & 0 \\ 0 & \omega^* & 0 & 0 \\ 0 & 0 & 1 & 0 \\ 0 & 0 & 0 & 1 \end{pmatrix}, \\ 4_z &= \begin{pmatrix} 0 & 0 & 1 & 0 \\ 0 & 0 & 0 & 1 \\ 0 & 1 & 0 & 0 \\ 1 & 0 & 0 & 0 \end{pmatrix}, & m_{\bar{x}y} &= \begin{pmatrix} 0 & 0 & 1 & 0 \\ 0 & 0 & 0 & 1 \\ 1 & 0 & 0 & 0 \\ 0 & 1 & 0 & 0 \end{pmatrix}, & n &= \begin{pmatrix} \omega^* & 0 & 0 & 0 \\ 0 & \omega & 0 & 0 \\ 0 & 0 & \omega^* & 0 \\ 0 & 0 & 0 & \omega \end{pmatrix}. \end{aligned} \quad (\text{B } 10)$$

For both representations (B 9) and (B 10)  $(a, a, a, a)$  is the fixed point subspace corresponding to the axial isotropy subgroup  $p4/nmm$ . Note that for both cases  $t_x^3, t_y^3$ , and  $n^3$  map to the identity and so are elements of the isotropy subgroup.  $n^3$  represents a reflection in a vertical mirror followed by a translation by  $(3/2, 3/2, 0)$ , so is the same as the original glide reflection  $n$  but with the translation vector scaled by 3.

## Appendix C. Equivariants and character theory

Much of the key information about symmetry-breaking bifurcations can be obtained from a series of routine mechanical calculations using character tables. As described by [Matthews \(2004\)](#) and [Antoneli et al. \(2008\)](#), these calculations can be automated using the computational algebra package GAP ([The GAP Group 2021](#)).



Many key results follow from the *trace formula* that states that for a group  $G$  acting linearly on a vector space  $V$  the dimension of the fixed-point subspace is

$$\dim \text{Fix}(G, V) = \langle \chi_V, 1 \rangle \quad (\text{C } 1)$$

where  $\chi_V$  is the character of the representation of  $G$  on  $V$ ,  $1$  is the trivial character, and angle brackets represent the scalar product on characters. This formula can be used to determine whether a subgroup is an isotropy subgroup (Matthews 2004). Note that  $V$  in the trace formula can be any vector space, not just  $\mathbb{R}^n$ . By applying this formula to appropriately symmetrised parts of tensor product spaces, Antoneli *et al.* (2008) show how this formula can be used to work out the dimension of the spaces of invariant and equivariant polynomials (their (3.9) and (3.10)). If  $I(k)$  is the dimension of the space of invariant polynomials of degree  $k$ , and  $E(k)$  is the corresponding space of equivariants of degree  $k$ , then the trace formula yields

$$I(k) = \langle \chi_{S^k V}, 1 \rangle, \quad (\text{C } 2)$$

$$E(k) = \langle \chi_{S^k V} \chi_V, 1 \rangle, \quad (\text{C } 3)$$

where  $S^k V$  refers to the symmetric part of the tensor product of  $k$  copies of  $V$ .

As an example, suppose we want to work out the number of quadratic equivariants for the faithful irrep of  $D_3$ . The character of the irrep can be written as  $\chi_V = (2, 0, -1)$  where the identity corresponds to 2, the mirrors correspond to 0, and the rotations correspond to  $-1$ . The symmetric part of  $V \otimes V$  has character  $\chi_{S^2 V} = (3, 1, 0)$ . Thus  $\chi_{S^2 V} \chi_V = (6, 0, 0)$ . The inner product with the trivial character then yields  $E(2) = 6/6 = 1$  (since the order of  $D_3$  is 6). Supplement 3 provides tables of  $I(k)$  and  $E(k)$  for a series of small finite groups.

## Supplement 1: Maximal subgroups of the layer groups

This supplement lists the maximal subgroups of the 80 layer groups with prime or prime-square index up to 7. Much of this information can also be found in the International Tables for Crystallography Volume E and on the Bilbao Crystallographic Server (the MAXSUB program). However, the tables here include additional information useful for classifying steady-state symmetry-breaking bifurcations, and in particular the relevant factor groups.

Each table is captioned with the name of the parent layer group  $G$ . Each row of the table corresponds to a particular maximal subgroup  $H$  of that parent group. Columns from left to right give i) the number of the subgroup; ii) the Hermann-Mauguin symbol of the subgroup; iii) the index of the subgroup in the parent group; iv) the type of subgroup, either ‘t’ for translationengleiche (translations retained) or ‘k’ for klassengleiche (translations reduced); v) the factor group  $G/N$ ; vi) the normal core  $N$  of the subgroup  $H$  in  $G$  (the largest normal subgroup of  $G$  contained in  $H$ ); vii) the Hermann-Mauguin symbol of the normal core; viii) the image of the subgroup  $H$  under the natural homomorphism from  $G$  to the cosets  $gN$ ; ix) the corresponding classification of a steady-state bifurcation from the group  $G$  to its subgroup  $H$ . Axial isotropy subgroups are generically associated with either pitchfork or transcritical bifurcations. Where the table lists pitchfork, a pitchfork bifurcation is necessitated by the symmetry. Where the table lists transcritical, a transcritical bifurcation may be associated with the transition, although in certain degenerate cases these transitions can also be pitchforks. Some subgroups are associated with complex irreps (marked as “(complex)”: these subgroups cannot be associated with steady-state bifurcations. For some of the larger factor groups, the given group-subgroup transition is associated with more than one irrep, and potentially both bifurcations types (marked as “pfork + trans”).

Table 1: Maximal subgroups of  $p1$  (No. 1)

Subgroup	HM symbol	Index	Type	Factor group	Core	Core HM	Image	Bifurcation
1	$p1$	2	k	$C_2$	1	$p1$	$C_1$	pitchfork
1	$p1$	3	k	$C_3$	1	$p1$	$C_1$	(complex)
1	$p1$	5	k	$C_5$	1	$p1$	$C_1$	(complex)
1	$p1$	7	k	$C_7$	1	$p1$	$C_1$	(complex)

Table 2: Maximal subgroups of  $p\bar{1}$  (No. 2)

Subgroup	HM symbol	Index	Type	Factor group	Core	Core HM	Image	Bifurcation
1	$p1$	2	t	$C_2$	1	$p1$	$C_1$	pitchfork
2	$p\bar{1}$	2	k	$C_2$	2	$p\bar{1}$	$C_1$	pitchfork
2	$p\bar{1}$	3	k	$D_3$	1	$p1$	$C_2$	transcritical
2	$p\bar{1}$	5	k	$D_5$	1	$p1$	$C_2$	pitchfork
2	$p\bar{1}$	7	k	$D_7$	1	$p1$	$C_2$	pitchfork

Table 3: Maximal subgroups of  $p112$  (No. 3)

Subgroup	HM symbol	Index	Type	Factor group	Core	Core HM	Image	Bifurcation
1	$p1$	2	t	$C_2$	1	$p1$	$C_1$	pitchfork
3	$p112$	2	k	$C_2$	3	$p112$	$C_1$	pitchfork
3	$p112$	3	k	$D_3$	1	$p1$	$C_2$	transcritical
3	$p112$	5	k	$D_5$	1	$p1$	$C_2$	pitchfork
3	$p112$	7	k	$D_7$	1	$p1$	$C_2$	pitchfork

Table 4: Maximal subgroups of  $p11m$  (No. 4)

Subgroup	HM symbol	Index	Type	Factor group	Core	Core HM	Image	Bifurcation
1	$p1$	2	t	$C_2$	1	$p1$	$C_1$	pitchfork
4	$p11m$	2	k	$C_2$	4	$p11m$	$C_1$	pitchfork
4	$p11m$	3	k	$C_3$	4	$p11m$	$C_1$	(complex)
4	$p11m$	5	k	$C_5$	4	$p11m$	$C_1$	(complex)
4	$p11m$	7	k	$C_7$	4	$p11m$	$C_1$	(complex)
5	$p11a$	2	k	$C_2$	5	$p11a$	$C_1$	pitchfork

Table 5: Maximal subgroups of  $p11a$  (No. 5)

Subgroup	HM symbol	Index	Type	Factor group	Core	Core HM	Image	Bifurcation
1	$p1$	2	t	$C_2$	1	$p1$	$C_1$	pitchfork
5	$p11a$	2	k	$C_2$	5	$p11a$	$C_1$	pitchfork
5	$p11a$	3	k	$C_3$	5	$p11a$	$C_1$	(complex)
5	$p11a$	5	k	$C_5$	5	$p11a$	$C_1$	(complex)
5	$p11a$	7	k	$C_7$	5	$p11a$	$C_1$	(complex)

Table 6: Maximal subgroups of  $p112/m$  (No. 6)

Subgroup	HM symbol	Index	Type	Factor group	Core	Core HM	Image	Bifurcation
2	$p\bar{1}$	2	t	$C_2$	2	$p\bar{1}$	$C_1$	pitchfork
3	$p112$	2	t	$C_2$	3	$p112$	$C_1$	pitchfork
4	$p11m$	2	t	$C_2$	4	$p11m$	$C_1$	pitchfork
6	$p112/m$	2	k	$C_2$	6	$p112/m$	$C_1$	pitchfork
6	$p112/m$	3	k	$D_3$	4	$p11m$	$C_2$	transcritical
6	$p112/m$	5	k	$D_5$	4	$p11m$	$C_2$	pitchfork
6	$p112/m$	7	k	$D_7$	4	$p11m$	$C_2$	pitchfork
7	$p112/a$	2	k	$C_2$	7	$p112/a$	$C_1$	pitchfork

Table 7: Maximal subgroups of  $p112/a$  (No. 7)

Subgroup	HM symbol	Index	Type	Factor group	Core	Core HM	Image	Bifurcation
2	$p\bar{1}$	2	t	$C_2$	2	$p\bar{1}$	$C_1$	pitchfork
3	$p112$	2	t	$C_2$	3	$p112$	$C_1$	pitchfork
5	$p11a$	2	t	$C_2$	5	$p11a$	$C_1$	pitchfork
7	$p112/a$	2	k	$C_2$	7	$p112/a$	$C_1$	pitchfork
7	$p112/a$	3	k	$D_3$	5	$p11a$	$C_2$	transcritical
7	$p112/a$	5	k	$D_5$	5	$p11a$	$C_2$	pitchfork
7	$p112/a$	7	k	$D_7$	5	$p11a$	$C_2$	pitchfork

Table 8: Maximal subgroups of  $p211$  (No. 8)

Subgroup	HM symbol	Index	Type	Factor group	Core	Core HM	Image	Bifurcation
1	$p1$	2	t	$C_2$	1	$p1$	$C_1$	pitchfork
8	$p211$	2	k	$C_2$	8	$p211$	$C_1$	pitchfork
8	$p211$	3	k	$C_3$	8	$p211$	$C_1$	(complex)
8	$p211$	3	k	$D_3$	1	$p1$	$C_2$	transcritical
8	$p211$	5	k	$C_5$	8	$p211$	$C_1$	(complex)
8	$p211$	5	k	$D_5$	1	$p1$	$C_2$	pitchfork
8	$p211$	7	k	$C_7$	8	$p211$	$C_1$	(complex)
8	$p211$	7	k	$D_7$	1	$p1$	$C_2$	pitchfork
9	$p2_111$	2	k	$C_2$	9	$p2_111$	$C_1$	pitchfork
10	$c211$	2	k	$C_2$	10	$c211$	$C_1$	pitchfork

Table 9: Maximal subgroups of  $p2_111$  (No. 9)

Subgroup	HM symbol	Index	Type	Factor group	Core	Core HM	Image	Bifurcation
1	$p1$	2	t	$C_2$	1	$p1$	$C_1$	pitchfork
9	$p2_111$	2	k	$C_2$	9	$p2_111$	$C_1$	pitchfork
9	$p2_111$	3	k	$C_3$	9	$p2_111$	$C_1$	(complex)
9	$p2_111$	3	k	$D_3$	1	$p1$	$C_2$	transcritical
9	$p2_111$	5	k	$C_5$	9	$p2_111$	$C_1$	(complex)
9	$p2_111$	5	k	$D_5$	1	$p1$	$C_2$	pitchfork
9	$p2_111$	7	k	$C_7$	9	$p2_111$	$C_1$	(complex)
9	$p2_111$	7	k	$D_7$	1	$p1$	$C_2$	pitchfork

Table 10: Maximal subgroups of  $c211$  (No. 10)

Subgroup	HM symbol	Index	Type	Factor group	Core	Core HM	Image	Bifurcation
1	$p1$	2	t	$C_2$	1	$p1$	$C_1$	pitchfork
8	$p211$	2	k	$C_2$	8	$p211$	$C_1$	pitchfork
9	$p2_111$	2	k	$C_2$	9	$p2_111$	$C_1$	pitchfork
10	$c211$	3	k	$C_3$	10	$c211$	$C_1$	(complex)
10	$c211$	3	k	$D_3$	1	$p1$	$C_2$	transcritical
10	$c211$	5	k	$C_5$	10	$c211$	$C_1$	(complex)
10	$c211$	5	k	$D_5$	1	$p1$	$C_2$	pitchfork
10	$c211$	7	k	$C_7$	10	$c211$	$C_1$	(complex)
10	$c211$	7	k	$D_7$	1	$p1$	$C_2$	pitchfork

Table 11: Maximal subgroups of  $pm11$  (No. 11)

Subgroup	HM symbol	Index	Type	Factor group	Core	Core HM	Image	Bifurcation
1	$p1$	2	t	$C_2$	1	$p1$	$C_1$	pitchfork
11	$pm11$	2	k	$C_2$	11	$pm11$	$C_1$	pitchfork
11	$pm11$	3	k	$C_3$	11	$pm11$	$C_1$	(complex)
11	$pm11$	3	k	$D_3$	1	$p1$	$C_2$	transcritical
11	$pm11$	5	k	$C_5$	11	$pm11$	$C_1$	(complex)
11	$pm11$	5	k	$D_5$	1	$p1$	$C_2$	pitchfork
11	$pm11$	7	k	$C_7$	11	$pm11$	$C_1$	(complex)
11	$pm11$	7	k	$D_7$	1	$p1$	$C_2$	pitchfork
12	$pb11$	2	k	$C_2$	12	$pb11$	$C_1$	pitchfork
13	$cm11$	2	k	$C_2$	13	$cm11$	$C_1$	pitchfork

Table 12: Maximal subgroups of  $pb11$  (No. 12)

Subgroup	HM symbol	Index	Type	Factor group	Core	Core HM	Image	Bifurcation
1	$p1$	2	t	$C_2$	1	$p1$	$C_1$	pitchfork
12	$pb11$	2	k	$C_2$	12	$pb11$	$C_1$	pitchfork
12	$pb11$	3	k	$C_3$	12	$pb11$	$C_1$	(complex)
12	$pb11$	3	k	$D_3$	1	$p1$	$C_2$	transcritical
12	$pb11$	5	k	$C_5$	12	$pb11$	$C_1$	(complex)
12	$pb11$	5	k	$D_5$	1	$p1$	$C_2$	pitchfork
12	$pb11$	7	k	$C_7$	12	$pb11$	$C_1$	(complex)
12	$pb11$	7	k	$D_7$	1	$p1$	$C_2$	pitchfork

Table 13: Maximal subgroups of  $cm11$  (No. 13)

Subgroup	HM symbol	Index	Type	Factor group	Core	Core HM	Image	Bifurcation
1	$p1$	2	t	$C_2$	1	$p1$	$C_1$	pitchfork
11	$pm11$	2	k	$C_2$	11	$pm11$	$C_1$	pitchfork
12	$pb11$	2	k	$C_2$	12	$pb11$	$C_1$	pitchfork
13	$cm11$	3	k	$C_3$	13	$cm11$	$C_1$	(complex)
13	$cm11$	3	k	$D_3$	1	$p1$	$C_2$	transcritical
13	$cm11$	5	k	$C_5$	13	$cm11$	$C_1$	(complex)
13	$cm11$	5	k	$D_5$	1	$p1$	$C_2$	pitchfork
13	$cm11$	7	k	$C_7$	13	$cm11$	$C_1$	(complex)
13	$cm11$	7	k	$D_7$	1	$p1$	$C_2$	pitchfork

Table 14: Maximal subgroups of  $p2/m11$  (No. 14)

Subgroup	HM symbol	Index	Type	Factor group	Core	Core HM	Image	Bifurcation
2	$p\bar{1}$	2	t	$C_2$	2	$p\bar{1}$	$C_1$	pitchfork
8	$p211$	2	t	$C_2$	8	$p211$	$C_1$	pitchfork
11	$pm11$	2	t	$C_2$	11	$pm11$	$C_1$	pitchfork
14	$p2/m11$	2	k	$C_2$	14	$p2/m11$	$C_1$	pitchfork
14	$p2/m11$	3	k	$D_3$	8	$p211$	$C_2$	transcritical
14	$p2/m11$	3	k	$D_3$	11	$pm11$	$C_2$	transcritical
14	$p2/m11$	5	k	$D_5$	8	$p211$	$C_2$	pitchfork
14	$p2/m11$	5	k	$D_5$	11	$pm11$	$C_2$	pitchfork
14	$p2/m11$	7	k	$D_7$	11	$pm11$	$C_2$	pitchfork
14	$p2/m11$	7	k	$D_7$	8	$p211$	$C_2$	pitchfork
15	$p2_1/m11$	2	k	$C_2$	15	$p2_1/m11$	$C_1$	pitchfork
16	$p2/b11$	2	k	$C_2$	16	$p2/b11$	$C_1$	pitchfork
18	$c2/m11$	2	k	$C_2$	18	$c2/m11$	$C_1$	pitchfork



Table 15: Maximal subgroups of  $p2_1/m11$  (No. 15)

Subgroup	HM symbol	Index	Type	Factor group	Core	Core HM	Image	Bifurcation
2	$p\bar{1}$	2	t	$C_2$	2	$p\bar{1}$	$C_1$	pitchfork
9	$p2_111$	2	t	$C_2$	9	$p2_111$	$C_1$	pitchfork
11	$pm11$	2	t	$C_2$	11	$pm11$	$C_1$	pitchfork
15	$p2_1/m11$	2	k	$C_2$	15	$p2_1/m11$	$C_1$	pitchfork
15	$p2_1/m11$	3	k	$D_3$	11	$pm11$	$C_2$	transcritical
15	$p2_1/m11$	3	k	$D_3$	9	$p2_111$	$C_2$	transcritical
15	$p2_1/m11$	5	k	$D_5$	9	$p2_111$	$C_2$	pitchfork
15	$p2_1/m11$	5	k	$D_5$	11	$pm11$	$C_2$	pitchfork
15	$p2_1/m11$	7	k	$D_7$	9	$p2_111$	$C_2$	pitchfork
15	$p2_1/m11$	7	k	$D_7$	11	$pm11$	$C_2$	pitchfork
17	$p2_1/b11$	2	k	$C_2$	17	$p2_1/b11$	$C_1$	pitchfork

Table 16: Maximal subgroups of  $p2/b11$  (No. 16)

Subgroup	HM symbol	Index	Type	Factor group	Core	Core HM	Image	Bifurcation
2	$p\bar{1}$	2	t	$C_2$	2	$p\bar{1}$	$C_1$	pitchfork
8	$p211$	2	t	$C_2$	8	$p211$	$C_1$	pitchfork
12	$pb11$	2	t	$C_2$	12	$pb11$	$C_1$	pitchfork
16	$p2/b11$	2	k	$C_2$	16	$p2/b11$	$C_1$	pitchfork
16	$p2/b11$	3	k	$D_3$	8	$p211$	$C_2$	transcritical
16	$p2/b11$	3	k	$D_3$	12	$pb11$	$C_2$	transcritical
16	$p2/b11$	5	k	$D_5$	8	$p211$	$C_2$	pitchfork
16	$p2/b11$	5	k	$D_5$	12	$pb11$	$C_2$	pitchfork
16	$p2/b11$	7	k	$D_7$	8	$p211$	$C_2$	pitchfork
16	$p2/b11$	7	k	$D_7$	12	$pb11$	$C_2$	pitchfork
17	$p2_1/b11$	2	k	$C_2$	17	$p2_1/b11$	$C_1$	pitchfork

Table 17: Maximal subgroups of  $p2_1/b11$  (No. 17)

Subgroup	HM symbol	Index	Type	Factor group	Core	Core HM	Image	Bifurcation
2	$p\bar{1}$	2	t	$C_2$	2	$p\bar{1}$	$C_1$	pitchfork
9	$p2_111$	2	t	$C_2$	9	$p2_111$	$C_1$	pitchfork
12	$pb11$	2	t	$C_2$	12	$pb11$	$C_1$	pitchfork
17	$p2_1/b11$	3	k	$D_3$	12	$pb11$	$C_2$	transcritical
17	$p2_1/b11$	3	k	$D_3$	9	$p2_111$	$C_2$	transcritical
17	$p2_1/b11$	5	k	$D_5$	9	$p2_111$	$C_2$	pitchfork
17	$p2_1/b11$	5	k	$D_5$	12	$pb11$	$C_2$	pitchfork
17	$p2_1/b11$	7	k	$D_7$	12	$pb11$	$C_2$	pitchfork
17	$p2_1/b11$	7	k	$D_7$	9	$p2_111$	$C_2$	pitchfork

Table 18: Maximal subgroups of  $c2/m11$  (No. 18)

Subgroup	HM symbol	Index	Type	Factor group	Core	Core HM	Image	Bifurcation
2	$p\bar{1}$	2	t	$C_2$	2	$p\bar{1}$	$C_1$	pitchfork
10	$c211$	2	t	$C_2$	10	$c211$	$C_1$	pitchfork
13	$cm11$	2	t	$C_2$	13	$cm11$	$C_1$	pitchfork
14	$p2/m11$	2	k	$C_2$	14	$p2/m11$	$C_1$	pitchfork
15	$p2_1/m11$	2	k	$C_2$	15	$p2_1/m11$	$C_1$	pitchfork
16	$p2/b11$	2	k	$C_2$	16	$p2/b11$	$C_1$	pitchfork
17	$p2_1/b11$	2	k	$C_2$	17	$p2_1/b11$	$C_1$	pitchfork
18	$c2/m11$	3	k	$D_3$	13	$cm11$	$C_2$	transcritical
18	$c2/m11$	3	k	$D_3$	10	$c211$	$C_2$	transcritical
18	$c2/m11$	5	k	$D_5$	13	$cm11$	$C_2$	pitchfork
18	$c2/m11$	5	k	$D_5$	10	$c211$	$C_2$	pitchfork
18	$c2/m11$	7	k	$D_7$	13	$cm11$	$C_2$	pitchfork
18	$c2/m11$	7	k	$D_7$	10	$c211$	$C_2$	pitchfork

Table 19: Maximal subgroups of  $p222$  (No. 19)

Subgroup	HM symbol	Index	Type	Factor group	Core	Core HM	Image	Bifurcation
3	$p112$	2	t	$C_2$	3	$p112$	$C_1$	pitchfork
8	$p211$	2	t	$C_2$	8	$p211$	$C_1$	pitchfork
19	$p222$	2	k	$C_2$	19	$p222$	$C_1$	pitchfork
19	$p222$	3	k	$D_3$	8	$p211$	$C_2$	transcritical
19	$p222$	5	k	$D_5$	8	$p211$	$C_2$	pitchfork
19	$p222$	7	k	$D_7$	8	$p211$	$C_2$	pitchfork
20	$p2_122$	2	k	$C_2$	20	$p2_122$	$C_1$	pitchfork
22	$c222$	2	k	$C_2$	22	$c222$	$C_1$	pitchfork

Table 20: Maximal subgroups of  $p2_122$  (No. 20)

Subgroup	HM symbol	Index	Type	Factor group	Core	Core HM	Image	Bifurcation
3	$p112$	2	t	$C_2$	3	$p112$	$C_1$	pitchfork
8	$p211$	2	t	$C_2$	8	$p211$	$C_1$	pitchfork
9	$p2_111$	2	t	$C_2$	9	$p2_111$	$C_1$	pitchfork
20	$p2_122$	2	k	$C_2$	20	$p2_122$	$C_1$	pitchfork
20	$p2_122$	3	k	$D_3$	8	$p211$	$C_2$	transcritical
20	$p2_122$	3	k	$D_3$	9	$p2_111$	$C_2$	transcritical
20	$p2_122$	5	k	$D_5$	8	$p211$	$C_2$	pitchfork
20	$p2_122$	5	k	$D_5$	9	$p2_111$	$C_2$	pitchfork
20	$p2_122$	7	k	$D_7$	9	$p2_111$	$C_2$	pitchfork
20	$p2_122$	7	k	$D_7$	8	$p211$	$C_2$	pitchfork
21	$p2_12_12$	2	k	$C_2$	21	$p2_12_12$	$C_1$	pitchfork

Table 21: Maximal subgroups of  $p2_12_12$  (No. 21)

Subgroup	HM symbol	Index	Type	Factor group	Core	Core HM	Image	Bifurcation
3	$p112$	2	t	$C_2$	3	$p112$	$C_1$	pitchfork
9	$p2_111$	2	t	$C_2$	9	$p2_111$	$C_1$	pitchfork
21	$p2_12_12$	3	k	$D_3$	9	$p2_111$	$C_2$	transcritical
21	$p2_12_12$	5	k	$D_5$	9	$p2_111$	$C_2$	pitchfork
21	$p2_12_12$	7	k	$D_7$	9	$p2_111$	$C_2$	pitchfork

Table 22: Maximal subgroups of  $c222$  (No. 22)

Subgroup	HM symbol	Index	Type	Factor group	Core	Core HM	Image	Bifurcation
3	$p112$	2	t	$C_2$	3	$p112$	$C_1$	pitchfork
10	$c211$	2	t	$C_2$	10	$c211$	$C_1$	pitchfork
19	$p222$	2	k	$C_2$	19	$p222$	$C_1$	pitchfork
20	$p2_122$	2	k	$C_2$	20	$p2_122$	$C_1$	pitchfork
21	$p2_12_12$	2	k	$C_2$	21	$p2_12_12$	$C_1$	pitchfork
22	$c222$	3	k	$D_3$	10	$c211$	$C_2$	transcritical
22	$c222$	5	k	$D_5$	10	$c211$	$C_2$	pitchfork
22	$c222$	7	k	$D_7$	10	$c211$	$C_2$	pitchfork

Table 23: Maximal subgroups of  $pmm2$  (No. 23)

Subgroup	HM symbol	Index	Type	Factor group	Core	Core HM	Image	Bifurcation
3	$p112$	2	t	$C_2$	3	$p112$	$C_1$	pitchfork
11	$pm11$	2	t	$C_2$	11	$pm11$	$C_1$	pitchfork
23	$pmm2$	2	k	$C_2$	23	$pmm2$	$C_1$	pitchfork
23	$pmm2$	3	k	$D_3$	11	$pm11$	$C_2$	transcritical
23	$pmm2$	5	k	$D_5$	11	$pm11$	$C_2$	pitchfork
23	$pmm2$	7	k	$D_7$	11	$pm11$	$C_2$	pitchfork
24	$pma2$	2	k	$C_2$	24	$pma2$	$C_1$	pitchfork
26	$cmm2$	2	k	$C_2$	26	$cmm2$	$C_1$	pitchfork

Table 24: Maximal subgroups of  $pma2$  (No. 24)

Subgroup	HM symbol	Index	Type	Factor group	Core	Core HM	Image	Bifurcation
3	$p112$	2	t	$C_2$	3	$p112$	$C_1$	pitchfork
11	$pm11$	2	t	$C_2$	11	$pm11$	$C_1$	pitchfork
12	$pb11$	2	t	$C_2$	12	$pb11$	$C_1$	pitchfork
24	$pma2$	2	k	$C_2$	24	$pma2$	$C_1$	pitchfork
24	$pma2$	3	k	$D_3$	12	$pb11$	$C_2$	transcritical
24	$pma2$	3	k	$D_3$	11	$pm11$	$C_2$	transcritical
24	$pma2$	5	k	$D_5$	12	$pb11$	$C_2$	pitchfork
24	$pma2$	5	k	$D_5$	11	$pm11$	$C_2$	pitchfork
24	$pma2$	7	k	$D_7$	12	$pb11$	$C_2$	pitchfork
24	$pma2$	7	k	$D_7$	11	$pm11$	$C_2$	pitchfork
25	$pba2$	2	k	$C_2$	25	$pba2$	$C_1$	pitchfork

Table 25: Maximal subgroups of  $pba2$  (No. 25)

Subgroup	HM symbol	Index	Type	Factor group	Core	Core HM	Image	Bifurcation
3	$p112$	2	t	$C_2$	3	$p112$	$C_1$	pitchfork
12	$pb11$	2	t	$C_2$	12	$pb11$	$C_1$	pitchfork
25	$pba2$	3	k	$D_3$	12	$pb11$	$C_2$	transcritical
25	$pba2$	5	k	$D_5$	12	$pb11$	$C_2$	pitchfork
25	$pba2$	7	k	$D_7$	12	$pb11$	$C_2$	pitchfork

Table 26: Maximal subgroups of  $cmm2$  (No. 26)

Subgroup	HM symbol	Index	Type	Factor group	Core	Core HM	Image	Bifurcation
3	$p112$	2	t	$C_2$	3	$p112$	$C_1$	pitchfork
13	$cm11$	2	t	$C_2$	13	$cm11$	$C_1$	pitchfork
23	$pmm2$	2	k	$C_2$	23	$pmm2$	$C_1$	pitchfork
24	$pma2$	2	k	$C_2$	24	$pma2$	$C_1$	pitchfork
25	$pba2$	2	k	$C_2$	25	$pba2$	$C_1$	pitchfork
26	$cmm2$	3	k	$D_3$	13	$cm11$	$C_2$	transcritical
26	$cmm2$	5	k	$D_5$	13	$cm11$	$C_2$	pitchfork
26	$cmm2$	7	k	$D_7$	13	$cm11$	$C_2$	pitchfork

Table 27: Maximal subgroups of  $pm2m$  (No. 27)

Subgroup	HM symbol	Index	Type	Factor group	Core	Core HM	Image	Bifurcation
4	$p11m$	2	t	$C_2$	4	$p11m$	$C_1$	pitchfork
8	$p211$	2	t	$C_2$	8	$p211$	$C_1$	pitchfork
11	$pm11$	2	t	$C_2$	11	$pm11$	$C_1$	pitchfork
27	$pm2m$	2	k	$C_2$	27	$pm2m$	$C_1$	pitchfork
27	$pm2m$	3	k	$D_3$	4	$p11m$	$C_2$	transcritical
27	$pm2m$	3	k	$C_3$	27	$pm2m$	$C_1$	(complex)
27	$pm2m$	5	k	$D_5$	4	$p11m$	$C_2$	pitchfork
27	$pm2m$	5	k	$C_5$	27	$pm2m$	$C_1$	(complex)
27	$pm2m$	7	k	$C_7$	27	$pm2m$	$C_1$	(complex)
27	$pm2m$	7	k	$D_7$	4	$p11m$	$C_2$	pitchfork
28	$pm2_1b$	2	k	$C_2$	28	$pm2_1b$	$C_1$	pitchfork
29	$pm2_1m$	2	k	$C_2$	29	$pm2_1m$	$C_1$	pitchfork
30	$pb2b$	2	k	$C_2$	30	$pb2b$	$C_1$	pitchfork
31	$pm2a$	2	k	$C_2$	31	$pm2a$	$C_1$	pitchfork
35	$cm2m$	2	k	$C_2$	35	$cm2m$	$C_1$	pitchfork
36	$cm2e$	2	k	$C_2$	36	$cm2e$	$C_1$	pitchfork

Table 28: Maximal subgroups of  $pm2_1b$  (No. 28)

Subgroup	HM symbol	Index	Type	Factor group	Core	Core HM	Image	Bifurcation
5	$p11a$	2	t	$C_2$	5	$p11a$	$C_1$	pitchfork
9	$p2_111$	2	t	$C_2$	9	$p2_111$	$C_1$	pitchfork
11	$pm11$	2	t	$C_2$	11	$pm11$	$C_1$	pitchfork
28	$pm2_1b$	2	k	$C_2$	28	$pm2_1b$	$C_1$	pitchfork
28	$pm2_1b$	3	k	$C_3$	28	$pm2_1b$	$C_1$	(complex)
28	$pm2_1b$	3	k	$D_3$	5	$p11a$	$C_2$	transcritical
28	$pm2_1b$	5	k	$C_5$	28	$pm2_1b$	$C_1$	(complex)
28	$pm2_1b$	5	k	$D_5$	5	$p11a$	$C_2$	pitchfork
28	$pm2_1b$	7	k	$C_7$	28	$pm2_1b$	$C_1$	(complex)
28	$pm2_1b$	7	k	$D_7$	5	$p11a$	$C_2$	pitchfork
32	$pm2_1n$	2	k	$C_2$	32	$pm2_1n$	$C_1$	pitchfork

Table 29: Maximal subgroups of  $pm2_1m$  (No. 29)

Subgroup	HM symbol	Index	Type	Factor group	Core	Core HM	Image	Bifurcation
4	$p11m$	2	t	$C_2$	4	$p11m$	$C_1$	pitchfork
9	$p2_111$	2	t	$C_2$	9	$p2_111$	$C_1$	pitchfork
12	$pb11$	2	t	$C_2$	12	$pb11$	$C_1$	pitchfork
29	$pm2_1m$	2	k	$C_2$	29	$pm2_1m$	$C_1$	pitchfork
29	$pm2_1m$	3	k	$C_3$	29	$pm2_1m$	$C_1$	(complex)
29	$pm2_1m$	3	k	$D_3$	4	$p11m$	$C_2$	transcritical
29	$pm2_1m$	5	k	$C_5$	29	$pm2_1m$	$C_1$	(complex)
29	$pm2_1m$	5	k	$D_5$	4	$p11m$	$C_2$	pitchfork
29	$pm2_1m$	7	k	$C_7$	29	$pm2_1m$	$C_1$	(complex)
29	$pm2_1m$	7	k	$D_7$	4	$p11m$	$C_2$	pitchfork
33	$pb2_1a$	2	k	$C_2$	33	$pb2_1a$	$C_1$	pitchfork

Table 30: Maximal subgroups of  $pb2b$  (No. 30)

Subgroup	HM symbol	Index	Type	Factor group	Core	Core HM	Image	Bifurcation
5	$p11a$	2	t	$C_2$	5	$p11a$	$C_1$	pitchfork
8	$p211$	2	t	$C_2$	8	$p211$	$C_1$	pitchfork
12	$pb11$	2	t	$C_2$	12	$pb11$	$C_1$	pitchfork
30	$pb2b$	2	k	$C_2$	30	$pb2b$	$C_1$	pitchfork
30	$pb2b$	3	k	$C_3$	30	$pb2b$	$C_1$	(complex)
30	$pb2b$	3	k	$D_3$	5	$p11a$	$C_2$	transcritical
30	$pb2b$	5	k	$C_5$	30	$pb2b$	$C_1$	(complex)
30	$pb2b$	5	k	$D_5$	5	$p11a$	$C_2$	pitchfork
30	$pb2b$	7	k	$C_7$	30	$pb2b$	$C_1$	(complex)
30	$pb2b$	7	k	$D_7$	5	$p11a$	$C_2$	pitchfork
34	$pb2n$	2	k	$C_2$	34	$pb2n$	$C_1$	pitchfork



Table 31: Maximal subgroups of  $pm2a$  (No. 31)

Subgroup	HM symbol	Index	Type	Factor group	Core	Core HM	Image	Bifurcation
5	$p11a$	2	t	$C_2$	5	$p11a$	$C_1$	pitchfork
8	$p211$	2	t	$C_2$	8	$p211$	$C_1$	pitchfork
11	$pm11$	2	t	$C_2$	11	$pm11$	$C_1$	pitchfork
31	$pm2a$	2	k	$C_2$	31	$pm2a$	$C_1$	pitchfork
31	$pm2a$	3	k	$C_3$	31	$pm2a$	$C_1$	(complex)
31	$pm2a$	3	k	$D_3$	5	$p11a$	$C_2$	transcritical
31	$pm2a$	5	k	$C_5$	31	$pm2a$	$C_1$	(complex)
31	$pm2a$	5	k	$D_5$	5	$p11a$	$C_2$	pitchfork
31	$pm2a$	7	k	$C_7$	31	$pm2a$	$C_1$	(complex)
31	$pm2a$	7	k	$D_7$	5	$p11a$	$C_2$	pitchfork
32	$pm2_1n$	2	k	$C_2$	32	$pm2_1n$	$C_1$	pitchfork
33	$pb2_1a$	2	k	$C_2$	33	$pb2_1a$	$C_1$	pitchfork
34	$pb2n$	2	k	$C_2$	34	$pb2n$	$C_1$	pitchfork

Table 32: Maximal subgroups of  $pm2_1n$  (No. 32)

Subgroup	HM symbol	Index	Type	Factor group	Core	Core HM	Image	Bifurcation
5	$p11a$	2	t	$C_2$	5	$p11a$	$C_1$	pitchfork
9	$p2_111$	2	t	$C_2$	9	$p2_111$	$C_1$	pitchfork
11	$pm11$	2	t	$C_2$	11	$pm11$	$C_1$	pitchfork
32	$pm2_1n$	3	k	$C_3$	32	$pm2_1n$	$C_1$	(complex)
32	$pm2_1n$	3	k	$D_3$	5	$p11a$	$C_2$	transcritical
32	$pm2_1n$	5	k	$C_5$	32	$pm2_1n$	$C_1$	(complex)
32	$pm2_1n$	5	k	$D_5$	5	$p11a$	$C_2$	pitchfork
32	$pm2_1n$	7	k	$C_7$	32	$pm2_1n$	$C_1$	(complex)
32	$pm2_1n$	7	k	$D_7$	5	$p11a$	$C_2$	pitchfork

Table 33: Maximal subgroups of  $pb2_1a$  (No. 33)

Subgroup	HM symbol	Index	Type	Factor group	Core	Core HM	Image	Bifurcation
5	$p11a$	2	t	$C_2$	5	$p11a$	$C_1$	pitchfork
9	$p2_111$	2	t	$C_2$	9	$p2_111$	$C_1$	pitchfork
12	$pb11$	2	t	$C_2$	12	$pb11$	$C_1$	pitchfork
33	$pb2_1a$	3	k	$C_3$	33	$pb2_1a$	$C_1$	(complex)
33	$pb2_1a$	3	k	$D_3$	5	$p11a$	$C_2$	transcritical
33	$pb2_1a$	5	k	$C_5$	33	$pb2_1a$	$C_1$	(complex)
33	$pb2_1a$	5	k	$D_5$	5	$p11a$	$C_2$	pitchfork
33	$pb2_1a$	7	k	$C_7$	33	$pb2_1a$	$C_1$	(complex)
33	$pb2_1a$	7	k	$D_7$	5	$p11a$	$C_2$	pitchfork

Table 34: Maximal subgroups of  $pb2n$  (No. 34)

Subgroup	HM symbol	Index	Type	Factor group	Core	Core HM	Image	Bifurcation
5	$p11a$	2	t	$C_2$	5	$p11a$	$C_1$	pitchfork
8	$p211$	2	t	$C_2$	8	$p211$	$C_1$	pitchfork
12	$pb11$	2	t	$C_2$	12	$pb11$	$C_1$	pitchfork
34	$pb2n$	3	k	$C_3$	34	$pb2n$	$C_1$	(complex)
34	$pb2n$	3	k	$D_3$	5	$p11a$	$C_2$	transcritical
34	$pb2n$	5	k	$C_5$	34	$pb2n$	$C_1$	(complex)
34	$pb2n$	5	k	$D_5$	5	$p11a$	$C_2$	pitchfork
34	$pb2n$	7	k	$C_7$	34	$pb2n$	$C_1$	(complex)
34	$pb2n$	7	k	$D_7$	5	$p11a$	$C_2$	pitchfork

Table 35: Maximal subgroups of  $cm2m$  (No. 35)

Subgroup	HM symbol	Index	Type	Factor group	Core	Core HM	Image	Bifurcation
4	$p11m$	2	t	$C_2$	4	$p11m$	$C_1$	pitchfork
10	$c211$	2	t	$C_2$	10	$c211$	$C_1$	pitchfork
13	$cm11$	2	t	$C_2$	13	$cm11$	$C_1$	pitchfork
27	$pm2m$	2	k	$C_2$	27	$pm2m$	$C_1$	pitchfork
29	$pm2_1m$	2	k	$C_2$	29	$pm2_1m$	$C_1$	pitchfork
32	$pm2_1n$	2	k	$C_2$	32	$pm2_1n$	$C_1$	pitchfork
34	$pb2n$	2	k	$C_2$	34	$pb2n$	$C_1$	pitchfork
35	$cm2m$	3	k	$C_3$	35	$cm2m$	$C_1$	(complex)
35	$cm2m$	3	k	$D_3$	4	$p11m$	$C_2$	transcritical
35	$cm2m$	5	k	$C_5$	35	$cm2m$	$C_1$	(complex)
35	$cm2m$	5	k	$D_5$	4	$p11m$	$C_2$	pitchfork
35	$cm2m$	7	k	$C_7$	35	$cm2m$	$C_1$	(complex)
35	$cm2m$	7	k	$D_7$	4	$p11m$	$C_2$	pitchfork

Table 36: Maximal subgroups of  $cm2e$  (No. 36)

Subgroup	HM symbol	Index	Type	Factor group	Core	Core HM	Image	Bifurcation
5	$p11a$	2	t	$C_2$	5	$p11a$	$C_1$	pitchfork
10	$c211$	2	t	$C_2$	10	$c211$	$C_1$	pitchfork
13	$cm11$	2	t	$C_2$	13	$cm11$	$C_1$	pitchfork
28	$pm2_1b$	2	k	$C_2$	28	$pm2_1b$	$C_1$	pitchfork
30	$pb2b$	2	k	$C_2$	30	$pb2b$	$C_1$	pitchfork
31	$pm2a$	2	k	$C_2$	31	$pm2a$	$C_1$	pitchfork
33	$pb2_1a$	2	k	$C_2$	33	$pb2_1a$	$C_1$	pitchfork
36	$cm2e$	3	k	$C_3$	36	$cm2e$	$C_1$	(complex)
36	$cm2e$	3	k	$D_3$	5	$p11a$	$C_2$	transcritical
36	$cm2e$	5	k	$C_5$	36	$cm2e$	$C_1$	(complex)
36	$cm2e$	5	k	$D_5$	5	$p11a$	$C_2$	pitchfork
36	$cm2e$	7	k	$C_7$	36	$cm2e$	$C_1$	(complex)
36	$cm2e$	7	k	$D_7$	5	$p11a$	$C_2$	pitchfork

Table 37: Maximal subgroups of  $pmmm$  (No. 37)

Subgroup	HM symbol	Index	Type	Factor group	Core	Core HM	Image	Bifurcation
6	$p112/m$	2	t	$C_2$	6	$p112/m$	$C_1$	pitchfork
14	$p2/m11$	2	t	$C_2$	14	$p2/m11$	$C_1$	pitchfork
19	$p222$	2	t	$C_2$	19	$p222$	$C_1$	pitchfork
23	$pmm2$	2	t	$C_2$	23	$pmm2$	$C_1$	pitchfork
27	$pm2m$	2	t	$C_2$	27	$pm2m$	$C_1$	pitchfork
37	$pmmm$	2	k	$C_2$	37	$pmmm$	$C_1$	pitchfork
37	$pmmm$	3	k	$D_3$	27	$pm2m$	$C_2$	transcritical
37	$pmmm$	5	k	$D_5$	27	$pm2m$	$C_2$	pitchfork
37	$pmmm$	7	k	$D_7$	27	$pm2m$	$C_2$	pitchfork
38	$pmaa$	2	k	$C_2$	38	$pmaa$	$C_1$	pitchfork
40	$pmam$	2	k	$C_2$	40	$pmam$	$C_1$	pitchfork
41	$pmma$	2	k	$C_2$	41	$pmma$	$C_1$	pitchfork
47	$cmmm$	2	k	$C_2$	47	$cmmm$	$C_1$	pitchfork
48	$cmme$	2	k	$C_2$	48	$cmme$	$C_1$	pitchfork

Table 38: Maximal subgroups of  $pmaa$  (No. 38)

Subgroup	HM symbol	Index	Type	Factor group	Core	Core HM	Image	Bifurcation
7	$p112/a$	2	t	$C_2$	7	$p112/a$	$C_1$	pitchfork
14	$p2/m11$	2	t	$C_2$	14	$p2/m11$	$C_1$	pitchfork
16	$p2/b11$	2	t	$C_2$	16	$p2/b11$	$C_1$	pitchfork
19	$p222$	2	t	$C_2$	19	$p222$	$C_1$	pitchfork
24	$pma2$	2	t	$C_2$	24	$pma2$	$C_1$	pitchfork
30	$pb2b$	2	t	$C_2$	30	$pb2b$	$C_1$	pitchfork
31	$pm2a$	2	t	$C_2$	31	$pm2a$	$C_1$	pitchfork
38	$pmaa$	2	k	$C_2$	38	$pmaa$	$C_1$	pitchfork
38	$pmaa$	3	k	$D_3$	30	$pb2b$	$C_2$	transcritical
38	$pmaa$	3	k	$D_3$	31	$pm2a$	$C_2$	transcritical
38	$pmaa$	5	k	$D_5$	31	$pm2a$	$C_2$	pitchfork
38	$pmaa$	5	k	$D_5$	30	$pb2b$	$C_2$	pitchfork
38	$pmaa$	7	k	$D_7$	30	$pb2b$	$C_2$	pitchfork
38	$pmaa$	7	k	$D_7$	31	$pm2a$	$C_2$	pitchfork
39	$pban$	2	k	$C_2$	39	$pban$	$C_1$	pitchfork
42	$pman$	2	k	$C_2$	42	$pman$	$C_1$	pitchfork
43	$pbaa$	2	k	$C_2$	43	$pbaa$	$C_1$	pitchfork

Table 39: Maximal subgroups of  $pban$  (No. 39)

Subgroup	HM symbol	Index	Type	Factor group	Core	Core HM	Image	Bifurcation
7	$p112/a$	2	t	$C_2$	7	$p112/a$	$C_1$	pitchfork
16	$p2/b11$	2	t	$C_2$	16	$p2/b11$	$C_1$	pitchfork
19	$p222$	2	t	$C_2$	19	$p222$	$C_1$	pitchfork
25	$pba2$	2	t	$C_2$	25	$pba2$	$C_1$	pitchfork
34	$pb2n$	2	t	$C_2$	34	$pb2n$	$C_1$	pitchfork
39	$pban$	3	k	$D_3$	34	$pb2n$	$C_2$	transcritical
39	$pban$	5	k	$D_5$	34	$pb2n$	$C_2$	pitchfork
39	$pban$	7	k	$D_7$	34	$pb2n$	$C_2$	pitchfork

Table 40: Maximal subgroups of  $pmam$  (No. 40)

Subgroup	HM symbol	Index	Type	Factor group	Core	Core HM	Image	Bifurcation
6	$p112/m$	2	t	$C_2$	6	$p112/m$	$C_1$	pitchfork
15	$p2_1/m11$	2	t	$C_2$	15	$p2_1/m11$	$C_1$	pitchfork
16	$p2/b11$	2	t	$C_2$	16	$p2/b11$	$C_1$	pitchfork
20	$p2_122$	2	t	$C_2$	20	$p2_122$	$C_1$	pitchfork
24	$pma2$	2	t	$C_2$	24	$pma2$	$C_1$	pitchfork
27	$pm2m$	2	t	$C_2$	27	$pm2m$	$C_1$	pitchfork
29	$pm2_1m$	2	t	$C_2$	29	$pm2_1m$	$C_1$	pitchfork
40	$pmam$	2	k	$C_2$	40	$pmam$	$C_1$	pitchfork
40	$pmam$	3	k	$D_3$	27	$pm2m$	$C_2$	transcritical
40	$pmam$	3	k	$D_3$	29	$pm2_1m$	$C_2$	transcritical
40	$pmam$	5	k	$D_5$	29	$pm2_1m$	$C_2$	pitchfork
40	$pmam$	5	k	$D_5$	27	$pm2m$	$C_2$	pitchfork
40	$pmam$	7	k	$D_7$	29	$pm2_1m$	$C_2$	pitchfork
40	$pmam$	7	k	$D_7$	27	$pm2m$	$C_2$	pitchfork
43	$pbaa$	2	k	$C_2$	43	$pbaa$	$C_1$	pitchfork
44	$pbam$	2	k	$C_2$	44	$pbam$	$C_1$	pitchfork
45	$pbma$	2	k	$C_2$	45	$pbma$	$C_1$	pitchfork

Table 41: Maximal subgroups of  $pmma$  (No. 41)

Subgroup	HM symbol	Index	Type	Factor group	Core	Core HM	Image	Bifurcation
7	$p112/a$	2	t	$C_2$	7	$p112/a$	$C_1$	pitchfork
14	$p2/m11$	2	t	$C_2$	14	$p2/m11$	$C_1$	pitchfork
15	$p2_1/m11$	2	t	$C_2$	15	$p2_1/m11$	$C_1$	pitchfork
20	$p2_122$	2	t	$C_2$	20	$p2_122$	$C_1$	pitchfork
23	$pmm2$	2	t	$C_2$	23	$pmm2$	$C_1$	pitchfork
28	$pm2_1b$	2	t	$C_2$	28	$pm2_1b$	$C_1$	pitchfork
31	$pm2a$	2	t	$C_2$	31	$pm2a$	$C_1$	pitchfork
41	$pmma$	2	k	$C_2$	41	$pmma$	$C_1$	pitchfork
41	$pmma$	3	k	$D_3$	31	$pm2a$	$C_2$	transcritical
41	$pmma$	3	k	$D_3$	28	$pm2_1b$	$C_2$	transcritical
41	$pmma$	5	k	$D_5$	31	$pm2a$	$C_2$	pitchfork
41	$pmma$	5	k	$D_5$	28	$pm2_1b$	$C_2$	pitchfork
41	$pmma$	7	k	$D_7$	28	$pm2_1b$	$C_2$	pitchfork
41	$pmma$	7	k	$D_7$	31	$pm2a$	$C_2$	pitchfork
42	$pman$	2	k	$C_2$	42	$pman$	$C_1$	pitchfork
45	$pbma$	2	k	$C_2$	45	$pbma$	$C_1$	pitchfork
46	$pmmn$	2	k	$C_2$	46	$pmmn$	$C_1$	pitchfork

Table 42: Maximal subgroups of  $pman$  (No. 42)

Subgroup	HM symbol	Index	Type	Factor group	Core	Core HM	Image	Bifurcation
7	$p112/a$	2	t	$C_2$	7	$p112/a$	$C_1$	pitchfork
14	$p2/m11$	2	t	$C_2$	14	$p2/m11$	$C_1$	pitchfork
17	$p2_1/b11$	2	t	$C_2$	17	$p2_1/b11$	$C_1$	pitchfork
20	$p2_122$	2	t	$C_2$	20	$p2_122$	$C_1$	pitchfork
24	$pma2$	2	t	$C_2$	24	$pma2$	$C_1$	pitchfork
32	$pm2_1n$	2	t	$C_2$	32	$pm2_1n$	$C_1$	pitchfork
34	$pb2n$	2	t	$C_2$	34	$pb2n$	$C_1$	pitchfork
42	$pman$	3	k	$D_3$	32	$pm2_1n$	$C_2$	transcritical
42	$pman$	3	k	$D_3$	34	$pb2n$	$C_2$	transcritical
42	$pman$	5	k	$D_5$	34	$pb2n$	$C_2$	pitchfork
42	$pman$	5	k	$D_5$	32	$pm2_1n$	$C_2$	pitchfork
42	$pman$	7	k	$D_7$	32	$pm2_1n$	$C_2$	pitchfork
42	$pman$	7	k	$D_7$	34	$pb2n$	$C_2$	pitchfork

Table 43: Maximal subgroups of  $pbaa$  (No. 43)

Subgroup	HM symbol	Index	Type	Factor group	Core	Core HM	Image	Bifurcation
7	$p112/a$	2	t	$C_2$	7	$p112/a$	$C_1$	pitchfork
16	$p2/b11$	2	t	$C_2$	16	$p2/b11$	$C_1$	pitchfork
17	$p2_1/b11$	2	t	$C_2$	17	$p2_1/b11$	$C_1$	pitchfork
20	$p2_122$	2	t	$C_2$	20	$p2_122$	$C_1$	pitchfork
25	$pba2$	2	t	$C_2$	25	$pba2$	$C_1$	pitchfork
30	$pb2b$	2	t	$C_2$	30	$pb2b$	$C_1$	pitchfork
33	$pb2_1a$	2	t	$C_2$	33	$pb2_1a$	$C_1$	pitchfork
43	$pbaa$	3	k	$D_3$	33	$pb2_1a$	$C_2$	transcritical
43	$pbaa$	3	k	$D_3$	30	$pb2b$	$C_2$	transcritical
43	$pbaa$	5	k	$D_5$	30	$pb2b$	$C_2$	pitchfork
43	$pbaa$	5	k	$D_5$	33	$pb2_1a$	$C_2$	pitchfork
43	$pbaa$	7	k	$D_7$	33	$pb2_1a$	$C_2$	pitchfork
43	$pbaa$	7	k	$D_7$	30	$pb2b$	$C_2$	pitchfork

Table 44: Maximal subgroups of  $pbam$  (No. 44)

Subgroup	HM symbol	Index	Type	Factor group	Core	Core HM	Image	Bifurcation
6	$p112/m$	2	t	$C_2$	6	$p112/m$	$C_1$	pitchfork
17	$p2_1/b11$	2	t	$C_2$	17	$p2_1/b11$	$C_1$	pitchfork
21	$p2_12_12$	2	t	$C_2$	21	$p2_12_12$	$C_1$	pitchfork
25	$pba2$	2	t	$C_2$	25	$pba2$	$C_1$	pitchfork
29	$pm2_1m$	2	t	$C_2$	29	$pm2_1m$	$C_1$	pitchfork
44	$pbam$	3	k	$D_3$	29	$pm2_1m$	$C_2$	transcritical
44	$pbam$	5	k	$D_5$	29	$pm2_1m$	$C_2$	pitchfork
44	$pbam$	7	k	$D_7$	29	$pm2_1m$	$C_2$	pitchfork



Table 45: Maximal subgroups of  $pbma$  (No. 45)

Subgroup	HM symbol	Index	Type	Factor group	Core	Core HM	Image	Bifurcation
7	$p112/a$	2	t	$C_2$	7	$p112/a$	$C_1$	pitchfork
15	$p2_1/m11$	2	t	$C_2$	15	$p2_1/m11$	$C_1$	pitchfork
17	$p2_1/b11$	2	t	$C_2$	17	$p2_1/b11$	$C_1$	pitchfork
21	$p2_12_12$	2	t	$C_2$	21	$p2_12_12$	$C_1$	pitchfork
24	$pma2$	2	t	$C_2$	24	$pma2$	$C_1$	pitchfork
28	$pm2_1b$	2	t	$C_2$	28	$pm2_1b$	$C_1$	pitchfork
33	$pb2_1a$	2	t	$C_2$	33	$pb2_1a$	$C_1$	pitchfork
45	$pbma$	3	k	$D_3$	28	$pm2_1b$	$C_2$	transcritical
45	$pbma$	3	k	$D_3$	33	$pb2_1a$	$C_2$	transcritical
45	$pbma$	5	k	$D_5$	28	$pm2_1b$	$C_2$	pitchfork
45	$pbma$	5	k	$D_5$	33	$pb2_1a$	$C_2$	pitchfork
45	$pbma$	7	k	$D_7$	28	$pm2_1b$	$C_2$	pitchfork
45	$pbma$	7	k	$D_7$	33	$pb2_1a$	$C_2$	pitchfork

Table 46: Maximal subgroups of  $pmmn$  (No. 46)

Subgroup	HM symbol	Index	Type	Factor group	Core	Core HM	Image	Bifurcation
7	$p112/a$	2	t	$C_2$	7	$p112/a$	$C_1$	pitchfork
15	$p2_1/m11$	2	t	$C_2$	15	$p2_1/m11$	$C_1$	pitchfork
21	$p2_12_12$	2	t	$C_2$	21	$p2_12_12$	$C_1$	pitchfork
23	$pmm2$	2	t	$C_2$	23	$pmm2$	$C_1$	pitchfork
32	$pm2_1n$	2	t	$C_2$	32	$pm2_1n$	$C_1$	pitchfork
46	$pmmn$	3	k	$D_3$	32	$pm2_1n$	$C_2$	transcritical
46	$pmmn$	5	k	$D_5$	32	$pm2_1n$	$C_2$	pitchfork
46	$pmmn$	7	k	$D_7$	32	$pm2_1n$	$C_2$	pitchfork

Table 47: Maximal subgroups of  $cmmm$  (No. 47)

Subgroup	HM symbol	Index	Type	Factor group	Core	Core HM	Image	Bifurcation
6	$p112/m$	2	t	$C_2$	6	$p112/m$	$C_1$	pitchfork
18	$c2/m11$	2	t	$C_2$	18	$c2/m11$	$C_1$	pitchfork
22	$c222$	2	t	$C_2$	22	$c222$	$C_1$	pitchfork
26	$cmm2$	2	t	$C_2$	26	$cmm2$	$C_1$	pitchfork
35	$cm2m$	2	t	$C_2$	35	$cm2m$	$C_1$	pitchfork
37	$pmmm$	2	k	$C_2$	37	$pmmm$	$C_1$	pitchfork
39	$pban$	2	k	$C_2$	39	$pban$	$C_1$	pitchfork
40	$pmam$	2	k	$C_2$	40	$pmam$	$C_1$	pitchfork
42	$pman$	2	k	$C_2$	42	$pman$	$C_1$	pitchfork
44	$pbam$	2	k	$C_2$	44	$pbam$	$C_1$	pitchfork
46	$pmmn$	2	k	$C_2$	46	$pmmn$	$C_1$	pitchfork
47	$cmmm$	3	k	$D_3$	35	$cm2m$	$C_2$	transcritical
47	$cmmm$	5	k	$D_5$	35	$cm2m$	$C_2$	pitchfork
47	$cmmm$	7	k	$D_7$	35	$cm2m$	$C_2$	pitchfork

Table 48: Maximal subgroups of  $cmme$  (No. 48)

Subgroup	HM symbol	Index	Type	Factor group	Core	Core HM	Image	Bifurcation
7	$p112/a$	2	t	$C_2$	7	$p112/a$	$C_1$	pitchfork
18	$c2/m11$	2	t	$C_2$	18	$c2/m11$	$C_1$	pitchfork
22	$c222$	2	t	$C_2$	22	$c222$	$C_1$	pitchfork
26	$cmm2$	2	t	$C_2$	26	$cmm2$	$C_1$	pitchfork
36	$cm2e$	2	t	$C_2$	36	$cm2e$	$C_1$	pitchfork
38	$pmaa$	2	k	$C_2$	38	$pmaa$	$C_1$	pitchfork
41	$pmma$	2	k	$C_2$	41	$pmma$	$C_1$	pitchfork
43	$pbaa$	2	k	$C_2$	43	$pbaa$	$C_1$	pitchfork
45	$pbma$	2	k	$C_2$	45	$pbma$	$C_1$	pitchfork
48	$cmme$	3	k	$D_3$	36	$cm2e$	$C_2$	transcritical
48	$cmme$	5	k	$D_5$	36	$cm2e$	$C_2$	pitchfork
48	$cmme$	7	k	$D_7$	36	$cm2e$	$C_2$	pitchfork

Table 49: Maximal subgroups of  $p4$  (No. 49)

Subgroup	HM symbol	Index	Type	Factor group	Core	Core HM	Image	Bifurcation
3	$p112$	2	t	$C_2$	3	$p112$	$C_1$	pitchfork
49	$p4$	2	k	$C_2$	49	$p4$	$C_1$	pitchfork
49	$p4$	5	k	$C_5 \rtimes C_4$	1	$p1$	$C_4$	pitchfork
49	$p4$	9	k	$C_3^2 \rtimes C_4$	1	$p1$	$C_4$	transcritical
49	$p4$	49	k	$C_7^2 \rtimes C_4$	1	$p1$	$C_4$	pitchfork

Table 50: Maximal subgroups of  $p\bar{4}$  (No. 50)

Subgroup	HM symbol	Index	Type	Factor group	Core	Core HM	Image	Bifurcation
3	$p112$	2	t	$C_2$	3	$p112$	$C_1$	pitchfork
50	$p\bar{4}$	2	k	$C_2$	50	$p\bar{4}$	$C_1$	pitchfork
50	$p\bar{4}$	5	k	$C_5 \rtimes C_4$	1	$p1$	$C_4$	pitchfork
50	$p\bar{4}$	9	k	$C_3^2 \rtimes C_4$	1	$p1$	$C_4$	transcritical
50	$p\bar{4}$	49	k	$C_7^2 \rtimes C_4$	1	$p1$	$C_4$	pitchfork

Table 51: Maximal subgroups of  $p4/m$  (No. 51)

Subgroup	HM symbol	Index	Type	Factor group	Core	Core HM	Image	Bifurcation
6	$p112/m$	2	t	$C_2$	6	$p112/m$	$C_1$	pitchfork
49	$p4$	2	t	$C_2$	49	$p4$	$C_1$	pitchfork
50	$p\bar{4}$	2	t	$C_2$	50	$p\bar{4}$	$C_1$	pitchfork
51	$p4/m$	2	k	$C_2$	51	$p4/m$	$C_1$	pitchfork
51	$p4/m$	5	k	$C_5 \rtimes C_4$	4	$p11m$	$C_4$	pitchfork
51	$p4/m$	9	k	$C_3^2 \rtimes C_4$	4	$p11m$	$C_4$	transcritical
51	$p4/m$	49	k	$C_7^2 \rtimes C_4$	4	$p11m$	$C_4$	pitchfork
52	$p4/n$	2	k	$C_2$	52	$p4/n$	$C_1$	pitchfork

Table 52: Maximal subgroups of  $p4/n$  (No. 52)

Subgroup	HM symbol	Index	Type	Factor group	Core	Core HM	Image	Bifurcation
7	$p112/a$	2	t	$C_2$	7	$p112/a$	$C_1$	pitchfork
49	$p4$	2	t	$C_2$	49	$p4$	$C_1$	pitchfork
50	$p\bar{4}$	2	t	$C_2$	50	$p\bar{4}$	$C_1$	pitchfork
52	$p4/n$	5	k	$C_5 \rtimes C_4$	5	$p11a$	$C_4$	pitchfork
52	$p4/n$	9	k	$C_3^2 \rtimes C_4$	5	$p11a$	$C_4$	transcritical
52	$p4/n$	49	k	$C_7^2 \rtimes C_4$	5	$p11a$	$C_4$	pitchfork

Table 53: Maximal subgroups of  $p422$  (No. 53)

Subgroup	HM symbol	Index	Type	Factor group	Core	Core HM	Image	Bifurcation
19	$p222$	2	t	$C_2$	19	$p222$	$C_1$	pitchfork
22	$c222$	2	t	$C_2$	22	$c222$	$C_1$	pitchfork
49	$p4$	2	t	$C_2$	49	$p4$	$C_1$	pitchfork
53	$p422$	2	k	$C_2$	53	$p422$	$C_1$	pitchfork
53	$p422$	9	k	$C_3^2 \rtimes D_4$	1	$p1$	$D_4$	transcritical
53	$p422$	25	k	$C_5^2 \rtimes D_4$	1	$p1$	$D_4$	pitchfork
53	$p422$	49	k	$C_7^2 \rtimes D_4$	1	$p1$	$D_4$	pitchfork
54	$p42_12$	2	k	$C_2$	54	$p42_12$	$C_1$	pitchfork

Table 54: Maximal subgroups of  $p42_12$  (No. 54)

Subgroup	HM symbol	Index	Type	Factor group	Core	Core HM	Image	Bifurcation
21	$p2_12_12$	2	t	$C_2$	21	$p2_12_12$	$C_1$	pitchfork
22	$c222$	2	t	$C_2$	22	$c222$	$C_1$	pitchfork
49	$p4$	2	t	$C_2$	49	$p4$	$C_1$	pitchfork
54	$p42_12$	9	k	$C_3^2 \rtimes D_4$	1	$p1$	$D_4$	transcritical
54	$p42_12$	25	k	$C_5^2 \rtimes D_4$	1	$p1$	$D_4$	pitchfork
54	$p42_12$	49	k	$C_7^2 \rtimes D_4$	1	$p1$	$D_4$	pitchfork

Table 55: Maximal subgroups of  $p4mm$  (No. 55)

Subgroup	HM symbol	Index	Type	Factor group	Core	Core HM	Image	Bifurcation
23	$pmm2$	2	t	$C_2$	23	$pmm2$	$C_1$	pitchfork
26	$cmm2$	2	t	$C_2$	26	$cmm2$	$C_1$	pitchfork
49	$p4$	2	t	$C_2$	49	$p4$	$C_1$	pitchfork
55	$p4mm$	2	k	$C_2$	55	$p4mm$	$C_1$	pitchfork
55	$p4mm$	9	k	$C_3^2 \rtimes D_4$	1	$p1$	$D_4$	transcritical
55	$p4mm$	25	k	$C_5^2 \rtimes D_4$	1	$p1$	$D_4$	pitchfork
55	$p4mm$	49	k	$C_7^2 \rtimes D_4$	1	$p1$	$D_4$	pitchfork
56	$p4bm$	2	k	$C_2$	56	$p4bm$	$C_1$	pitchfork

Table 56: Maximal subgroups of  $p4bm$  (No. 56)

Subgroup	HM symbol	Index	Type	Factor group	Core	Core HM	Image	Bifurcation
25	$pba2$	2	t	$C_2$	25	$pba2$	$C_1$	pitchfork
26	$cmm2$	2	t	$C_2$	26	$cmm2$	$C_1$	pitchfork
49	$p4$	2	t	$C_2$	49	$p4$	$C_1$	pitchfork
56	$p4bm$	9	k	$C_3^2 \rtimes D_4$	1	$p1$	$D_4$	transcritical
56	$p4bm$	25	k	$C_5^2 \rtimes D_4$	1	$p1$	$D_4$	pitchfork
56	$p4bm$	49	k	$C_7^2 \rtimes D_4$	1	$p1$	$D_4$	pitchfork

Table 57: Maximal subgroups of  $p\bar{4}2m$  (No. 57)

Subgroup	HM symbol	Index	Type	Factor group	Core	Core HM	Image	Bifurcation
19	$p222$	2	t	$C_2$	19	$p222$	$C_1$	pitchfork
26	$cm\bar{m}2$	2	t	$C_2$	26	$cm\bar{m}2$	$C_1$	pitchfork
50	$p\bar{4}$	2	t	$C_2$	50	$p\bar{4}$	$C_1$	pitchfork
57	$p\bar{4}2m$	9	k	$C_3^2 \rtimes D_4$	1	$p1$	$D_4$	transcritical
57	$p\bar{4}2m$	25	k	$C_5^2 \rtimes D_4$	1	$p1$	$D_4$	pitchfork
57	$p\bar{4}2m$	49	k	$C_7^2 \rtimes D_4$	1	$p1$	$D_4$	pitchfork
59	$p\bar{4}m2$	2	k	$C_2$	59	$p\bar{4}m2$	$C_1$	pitchfork
60	$p\bar{4}b2$	2	k	$C_2$	60	$p\bar{4}b2$	$C_1$	pitchfork

Table 58: Maximal subgroups of  $p\bar{4}2_1m$  (No. 58)

Subgroup	HM symbol	Index	Type	Factor group	Core	Core HM	Image	Bifurcation
21	$p2_12_12$	2	t	$C_2$	21	$p2_12_12$	$C_1$	pitchfork
26	$cm\bar{m}2$	2	t	$C_2$	26	$cm\bar{m}2$	$C_1$	pitchfork
50	$p\bar{4}$	2	t	$C_2$	50	$p\bar{4}$	$C_1$	pitchfork
58	$p\bar{4}2_1m$	9	k	$C_3^2 \rtimes D_4$	1	$p1$	$D_4$	transcritical
58	$p\bar{4}2_1m$	25	k	$C_5^2 \rtimes D_4$	1	$p1$	$D_4$	pitchfork
58	$p\bar{4}2_1m$	49	k	$C_7^2 \rtimes D_4$	1	$p1$	$D_4$	pitchfork

Table 59: Maximal subgroups of  $p\bar{4}m2$  (No. 59)

Subgroup	HM symbol	Index	Type	Factor group	Core	Core HM	Image	Bifurcation
22	$c222$	2	t	$C_2$	22	$c222$	$C_1$	pitchfork
23	$pmm2$	2	t	$C_2$	23	$pmm2$	$C_1$	pitchfork
50	$p\bar{4}$	2	t	$C_2$	50	$p\bar{4}$	$C_1$	pitchfork
57	$p\bar{4}2m$	2	k	$C_2$	57	$p\bar{4}2m$	$C_1$	pitchfork
58	$p\bar{4}2_1m$	2	k	$C_2$	58	$p\bar{4}2_1m$	$C_1$	pitchfork
59	$p\bar{4}m2$	9	k	$C_3^2 \rtimes D_4$	1	$p1$	$D_4$	transcritical
59	$p\bar{4}m2$	25	k	$C_5^2 \rtimes D_4$	1	$p1$	$D_4$	pitchfork
59	$p\bar{4}m2$	49	k	$C_7^2 \rtimes D_4$	1	$p1$	$D_4$	pitchfork

Table 60: Maximal subgroups of  $p\bar{4}b2$  (No. 60)

Subgroup	HM symbol	Index	Type	Factor group	Core	Core HM	Image	Bifurcation
22	$c222$	2	t	$C_2$	22	$c222$	$C_1$	pitchfork
25	$pba2$	2	t	$C_2$	25	$pba2$	$C_1$	pitchfork
50	$p\bar{4}$	2	t	$C_2$	50	$p\bar{4}$	$C_1$	pitchfork
60	$p\bar{4}b2$	9	k	$C_3^2 \rtimes D_4$	1	$p1$	$D_4$	transcritical
60	$p\bar{4}b2$	25	k	$C_5^2 \rtimes D_4$	1	$p1$	$D_4$	pitchfork
60	$p\bar{4}b2$	49	k	$C_7^2 \rtimes D_4$	1	$p1$	$D_4$	pitchfork

Table 61: Maximal subgroups of  $p4/mmm$  (No. 61)

Subgroup	HM symbol	Index	Type	Factor group	Core	Core HM	Image	Bifurcation
37	$pmmm$	2	t	$C_2$	37	$pmmm$	$C_1$	pitchfork
47	$cmmm$	2	t	$C_2$	47	$cmmm$	$C_1$	pitchfork
51	$p4/m$	2	t	$C_2$	51	$p4/m$	$C_1$	pitchfork
53	$p422$	2	t	$C_2$	53	$p422$	$C_1$	pitchfork
55	$p4mm$	2	t	$C_2$	55	$p4mm$	$C_1$	pitchfork
57	$p\bar{4}2m$	2	t	$C_2$	57	$p\bar{4}2m$	$C_1$	pitchfork
59	$p\bar{4}m2$	2	t	$C_2$	59	$p\bar{4}m2$	$C_1$	pitchfork
61	$p4/mmm$	2	k	$C_2$	61	$p4/mmm$	$C_1$	pitchfork
61	$p4/mmm$	9	k	$C_3^2 \rtimes D_4$	4	$p11m$	$D_4$	transcritical
61	$p4/mmm$	25	k	$C_5^2 \rtimes D_4$	4	$p11m$	$D_4$	pitchfork
61	$p4/mmm$	49	k	$C_7^2 \rtimes D_4$	4	$p11m$	$D_4$	pitchfork
62	$p4/nbm$	2	k	$C_2$	62	$p4/nbm$	$C_1$	pitchfork
63	$p4/mbm$	2	k	$C_2$	63	$p4/mbm$	$C_1$	pitchfork
64	$p4/nmm$	2	k	$C_2$	64	$p4/nmm$	$C_1$	pitchfork

Table 62: Maximal subgroups of  $p4/nbm$  (No. 62)

Subgroup	HM symbol	Index	Type	Factor group	Core	Core HM	Image	Bifurcation
39	$pban$	2	t	$C_2$	39	$pban$	$C_1$	pitchfork
48	$cmme$	2	t	$C_2$	48	$cmme$	$C_1$	pitchfork
52	$p4/n$	2	t	$C_2$	52	$p4/n$	$C_1$	pitchfork
53	$p422$	2	t	$C_2$	53	$p422$	$C_1$	pitchfork
56	$p4bm$	2	t	$C_2$	56	$p4bm$	$C_1$	pitchfork
57	$p\bar{4}2m$	2	t	$C_2$	57	$p\bar{4}2m$	$C_1$	pitchfork
60	$p\bar{4}b2$	2	t	$C_2$	60	$p\bar{4}b2$	$C_1$	pitchfork
62	$p4/nbm$	9	k	$C_3^2 \rtimes D_4$	5	$p11a$	$D_4$	transcritical
62	$p4/nbm$	25	k	$C_5^2 \rtimes D_4$	5	$p11a$	$D_4$	pitchfork
62	$p4/nbm$	49	k	$C_7^2 \rtimes D_4$	5	$p11a$	$D_4$	pitchfork

Table 63: Maximal subgroups of  $p4/mbm$  (No. 63)

Subgroup	HM symbol	Index	Type	Factor group	Core	Core HM	Image	Bifurcation
44	$pbam$	2	t	$C_2$	44	$pbam$	$C_1$	pitchfork
47	$cmmm$	2	t	$C_2$	47	$cmmm$	$C_1$	pitchfork
51	$p4/m$	2	t	$C_2$	51	$p4/m$	$C_1$	pitchfork
54	$p42_12$	2	t	$C_2$	54	$p42_12$	$C_1$	pitchfork
56	$p4bm$	2	t	$C_2$	56	$p4bm$	$C_1$	pitchfork
58	$p\bar{4}2_1m$	2	t	$C_2$	58	$p\bar{4}2_1m$	$C_1$	pitchfork
60	$p\bar{4}b2$	2	t	$C_2$	60	$p\bar{4}b2$	$C_1$	pitchfork
63	$p4/mbm$	9	k	$C_3^2 \rtimes D_4$	4	$p11m$	$D_4$	transcritical
63	$p4/mbm$	25	k	$C_5^2 \rtimes D_4$	4	$p11m$	$D_4$	pitchfork
63	$p4/mbm$	49	k	$C_7^2 \rtimes D_4$	4	$p11m$	$D_4$	pitchfork

Table 64: Maximal subgroups of  $p4/nmm$  (No. 64)

Subgroup	HM symbol	Index	Type	Factor group	Core	Core HM	Image	Bifurcation
46	$pmmn$	2	t	$C_2$	46	$pmmn$	$C_1$	pitchfork
48	$cmme$	2	t	$C_2$	48	$cmme$	$C_1$	pitchfork
52	$p4/n$	2	t	$C_2$	52	$p4/n$	$C_1$	pitchfork
54	$p42_12$	2	t	$C_2$	54	$p42_12$	$C_1$	pitchfork
55	$p4mm$	2	t	$C_2$	55	$p4mm$	$C_1$	pitchfork
58	$p\bar{4}2_1m$	2	t	$C_2$	58	$p\bar{4}2_1m$	$C_1$	pitchfork
59	$p\bar{4}m2$	2	t	$C_2$	59	$p\bar{4}m2$	$C_1$	pitchfork
64	$p4/nmm$	9	k	$C_3^2 \rtimes D_4$	5	$p11a$	$D_4$	transcritical
64	$p4/nmm$	25	k	$C_5^2 \rtimes D_4$	5	$p11a$	$D_4$	pitchfork
64	$p4/nmm$	49	k	$C_7^2 \rtimes D_4$	5	$p11a$	$D_4$	pitchfork

Table 65: Maximal subgroups of  $p3$  (No. 65)

Subgroup	HM symbol	Index	Type	Factor group	Core	Core HM	Image	Bifurcation
1	$p1$	3	t	$C_3$	1	$p1$	$C_1$	(complex)
65	$p3$	3	k	$C_3$	65	$p3$	$C_1$	(complex)
65	$p3$	4	k	$A_4$	1	$p1$	$C_3$	transcritical
65	$p3$	7	k	$C_7 \rtimes C_3$	1	$p1$	$C_3$	(complex)
65	$p3$	25	k	$C_5^2 \rtimes C_3$	1	$p1$	$C_3$	(complex)

Table 66: Maximal subgroups of  $p\bar{3}$  (No. 66)

Subgroup	HM symbol	Index	Type	Factor group	Core	Core HM	Image	Bifurcation
2	$p\bar{1}$	3	t	$C_3$	2	$p\bar{1}$	$C_1$	(complex)
65	$p3$	2	t	$C_2$	65	$p3$	$C_1$	pitchfork
66	$p\bar{3}$	3	k	$D_3$	65	$p3$	$C_2$	transcritical
66	$p\bar{3}$	4	k	$A_4$	2	$p\bar{1}$	$C_3$	transcritical
66	$p\bar{3}$	7	k	$C_7 \rtimes C_6$	1	$p1$	$C_6$	pitchfork
66	$p\bar{3}$	25	k	$C_5^2 \rtimes C_6$	1	$p1$	$C_6$	transcritical

Table 67: Maximal subgroups of  $p312$  (No. 67)

Subgroup	HM symbol	Index	Type	Factor group	Core	Core HM	Image	Bifurcation
10	$c211$	3	t	$D_3$	1	$p1$	$C_2$	transcritical
65	$p3$	2	t	$C_2$	65	$p3$	$C_1$	pitchfork
67	$p312$	4	k	$S_4$	1	$p1$	$D_3$	transcritical
67	$p312$	25	k	$C_5^2 \rtimes D_3$	1	$p1$	$D_3$	transcritical
67	$p312$	49	k	$C_7^2 \rtimes D_3$	1	$p1$	$D_3$	transcritical
68	$p321$	3	k	$D_3$	65	$p3$	$C_2$	transcritical



Table 68: Maximal subgroups of  $p321$  (No. 68)

Subgroup	HM symbol	Index	Type	Factor group	Core	Core HM	Image	Bifurcation
10	$c211$	3	t	$D_3$	1	$p1$	$C_2$	transcritical
65	$p3$	2	t	$C_2$	65	$p3$	$C_1$	pitchfork
67	$p312$	3	k	$C_3$	67	$p312$	$C_1$	(complex)
68	$p321$	4	k	$S_4$	1	$p1$	$D_3$	transcritical
68	$p321$	25	k	$C_5^2 \rtimes D_3$	1	$p1$	$D_3$	transcritical
68	$p321$	49	k	$C_7^2 \rtimes D_3$	1	$p1$	$D_3$	transcritical

Table 69: Maximal subgroups of  $p3m1$  (No. 69)

Subgroup	HM symbol	Index	Type	Factor group	Core	Core HM	Image	Bifurcation
13	$cm11$	3	t	$D_3$	1	$p1$	$C_2$	transcritical
65	$p3$	2	t	$C_2$	65	$p3$	$C_1$	pitchfork
69	$p3m1$	4	k	$S_4$	1	$p1$	$D_3$	transcritical
69	$p3m1$	25	k	$C_5^2 \rtimes D_3$	1	$p1$	$D_3$	transcritical
69	$p3m1$	49	k	$C_7^2 \rtimes D_3$	1	$p1$	$D_3$	transcritical
70	$p31m$	3	k	$D_3$	65	$p3$	$C_2$	transcritical

Table 70: Maximal subgroups of  $p31m$  (No. 70)

Subgroup	HM symbol	Index	Type	Factor group	Core	Core HM	Image	Bifurcation
13	$cm11$	3	t	$D_3$	1	$p1$	$C_2$	transcritical
65	$p3$	2	t	$C_2$	65	$p3$	$C_1$	pitchfork
69	$p3m1$	3	k	$C_3$	69	$p3m1$	$C_1$	(complex)
70	$p31m$	4	k	$S_4$	1	$p1$	$D_3$	transcritical
70	$p31m$	25	k	$C_5^2 \rtimes D_3$	1	$p1$	$D_3$	transcritical
70	$p31m$	49	k	$C_7^2 \rtimes D_3$	1	$p1$	$D_3$	transcritical

Table 71: Maximal subgroups of  $p\bar{3}1m$  (No. 71)

Subgroup	HM symbol	Index	Type	Factor group	Core	Core HM	Image	Bifurcation
18	$c2/m11$	3	t	$D_3$	2	$p\bar{1}$	$C_2$	transcritical
66	$p\bar{3}$	2	t	$C_2$	66	$p\bar{3}$	$C_1$	pitchfork
67	$p312$	2	t	$C_2$	67	$p312$	$C_1$	pitchfork
70	$p31m$	2	t	$C_2$	70	$p31m$	$C_1$	pitchfork
71	$p\bar{3}1m$	4	k	$S_4$	2	$p\bar{1}$	$D_3$	transcritical
71	$p\bar{3}1m$	25	k	$C_5^2 \rtimes D_6$	1	$p1$	$D_6$	transcritical
71	$p\bar{3}1m$	49	k	$C_7^2 \rtimes D_6$	1	$p1$	$D_6$	pfork + trans
72	$p\bar{3}m1$	3	k	$D_3$	69	$p3m1$	$C_2$	transcritical

Table 72: Maximal subgroups of  $p\bar{3}m1$  (No. 72)

Subgroup	HM symbol	Index	Type	Factor group	Core	Core HM	Image	Bifurcation
18	$c2/m11$	3	t	$D_3$	2	$p\bar{1}$	$C_2$	transcritical
66	$p\bar{3}$	2	t	$C_2$	66	$p\bar{3}$	$C_1$	pitchfork
68	$p321$	2	t	$C_2$	68	$p321$	$C_1$	pitchfork
69	$p3m1$	2	t	$C_2$	69	$p3m1$	$C_1$	pitchfork
71	$p\bar{3}1m$	3	k	$D_3$	67	$p312$	$C_2$	transcritical
72	$p\bar{3}m1$	4	k	$S_4$	2	$p\bar{1}$	$D_3$	transcritical
72	$p\bar{3}m1$	25	k	$C_5^2 \rtimes D_6$	1	$p1$	$D_6$	transcritical
72	$p\bar{3}m1$	49	k	$C_7^2 \rtimes D_6$	1	$p1$	$D_6$	pfork + trans

Table 73: Maximal subgroups of  $p6$  (No. 73)

Subgroup	HM symbol	Index	Type	Factor group	Core	Core HM	Image	Bifurcation
3	$p112$	3	t	$C_3$	3	$p112$	$C_1$	(complex)
65	$p3$	2	t	$C_2$	65	$p3$	$C_1$	pitchfork
73	$p6$	3	k	$D_3$	65	$p3$	$C_2$	transcritical
73	$p6$	4	k	$A_4$	3	$p112$	$C_3$	transcritical
73	$p6$	7	k	$C_7 \rtimes C_6$	1	$p1$	$C_6$	pitchfork
73	$p6$	25	k	$C_5^2 \rtimes C_6$	1	$p1$	$C_6$	transcritical

Table 74: Maximal subgroups of  $p\bar{6}$  (No. 74)

Subgroup	HM symbol	Index	Type	Factor group	Core	Core HM	Image	Bifurcation
4	$p11m$	3	t	$C_3$	4	$p11m$	$C_1$	(complex)
65	$p3$	2	t	$C_2$	65	$p3$	$C_1$	pitchfork
74	$p\bar{6}$	3	k	$C_3$	74	$p\bar{6}$	$C_1$	(complex)
74	$p\bar{6}$	4	k	$A_4$	4	$p11m$	$C_3$	transcritical
74	$p\bar{6}$	7	k	$C_7 \rtimes C_3$	4	$p11m$	$C_3$	(complex)
74	$p\bar{6}$	25	k	$C_5^2 \rtimes C_3$	4	$p11m$	$C_3$	(complex)

Table 75: Maximal subgroups of  $p6/m$  (No. 75)

Subgroup	HM symbol	Index	Type	Factor group	Core	Core HM	Image	Bifurcation
6	$p112/m$	3	t	$C_3$	6	$p112/m$	$C_1$	(complex)
66	$p\bar{3}$	2	t	$C_2$	66	$p\bar{3}$	$C_1$	pitchfork
73	$p6$	2	t	$C_2$	73	$p6$	$C_1$	pitchfork
74	$p\bar{6}$	2	t	$C_2$	74	$p\bar{6}$	$C_1$	pitchfork
75	$p6/m$	3	k	$D_3$	74	$p\bar{6}$	$C_2$	transcritical
75	$p6/m$	4	k	$A_4$	6	$p112/m$	$C_3$	transcritical
75	$p6/m$	7	k	$C_7 \rtimes C_6$	4	$p11m$	$C_6$	pitchfork
75	$p6/m$	25	k	$C_5^2 \rtimes C_6$	4	$p11m$	$C_6$	transcritical

Table 76: Maximal subgroups of  $p622$  (No. 76)

Subgroup	HM symbol	Index	Type	Factor group	Core	Core HM	Image	Bifurcation
22	$c222$	3	t	$D_3$	3	$p112$	$C_2$	transcritical
67	$p312$	2	t	$C_2$	67	$p312$	$C_1$	pitchfork
68	$p321$	2	t	$C_2$	68	$p321$	$C_1$	pitchfork
73	$p6$	2	t	$C_2$	73	$p6$	$C_1$	pitchfork
76	$p622$	3	k	$D_3$	67	$p312$	$C_2$	transcritical
76	$p622$	4	k	$S_4$	3	$p112$	$D_3$	transcritical
76	$p622$	25	k	$C_5^2 \rtimes D_6$	1	$p1$	$D_6$	transcritical
76	$p622$	49	k	$C_7^2 \rtimes D_6$	1	$p1$	$D_6$	pfork + trans

Table 77: Maximal subgroups of  $p6mm$  (No. 77)

Subgroup	HM symbol	Index	Type	Factor group	Core	Core HM	Image	Bifurcation
26	$cmm2$	3	t	$D_3$	3	$p112$	$C_2$	transcritical
69	$p3m1$	2	t	$C_2$	69	$p3m1$	$C_1$	pitchfork
70	$p31m$	2	t	$C_2$	70	$p31m$	$C_1$	pitchfork
73	$p6$	2	t	$C_2$	73	$p6$	$C_1$	pitchfork
77	$p6mm$	3	k	$D_3$	69	$p3m1$	$C_2$	transcritical
77	$p6mm$	4	k	$S_4$	3	$p112$	$D_3$	transcritical
77	$p6mm$	25	k	$C_5^2 \rtimes D_6$	1	$p1$	$D_6$	transcritical
77	$p6mm$	49	k	$C_7^2 \rtimes D_6$	1	$p1$	$D_6$	pfork + trans

Table 78: Maximal subgroups of  $p\bar{6}m2$  (No. 78)

Subgroup	HM symbol	Index	Type	Factor group	Core	Core HM	Image	Bifurcation
35	$cm2m$	3	t	$D_3$	4	$p11m$	$C_2$	transcritical
67	$p312$	2	t	$C_2$	67	$p312$	$C_1$	pitchfork
69	$p3m1$	2	t	$C_2$	69	$p3m1$	$C_1$	pitchfork
74	$p\bar{6}$	2	t	$C_2$	74	$p\bar{6}$	$C_1$	pitchfork
78	$p\bar{6}m2$	4	k	$S_4$	4	$p11m$	$D_3$	transcritical
78	$p\bar{6}m2$	25	k	$C_5^2 \rtimes D_3$	4	$p11m$	$D_3$	transcritical
78	$p\bar{6}m2$	49	k	$C_7^2 \rtimes D_3$	4	$p11m$	$D_3$	transcritical
79	$p\bar{6}2m$	3	k	$D_3$	74	$p\bar{6}$	$C_2$	transcritical

Table 79: Maximal subgroups of  $p\bar{6}2m$  (No. 79)

Subgroup	HM symbol	Index	Type	Factor group	Core	Core HM	Image	Bifurcation
35	$cm2m$	3	t	$D_3$	4	$p11m$	$C_2$	transcritical
68	$p321$	2	t	$C_2$	68	$p321$	$C_1$	pitchfork
70	$p31m$	2	t	$C_2$	70	$p31m$	$C_1$	pitchfork
74	$p\bar{6}$	2	t	$C_2$	74	$p\bar{6}$	$C_1$	pitchfork
78	$p\bar{6}m2$	3	k	$C_3$	78	$p\bar{6}m2$	$C_1$	(complex)
79	$p\bar{6}2m$	4	k	$S_4$	4	$p11m$	$D_3$	transcritical
79	$p\bar{6}2m$	25	k	$C_5^2 \rtimes D_3$	4	$p11m$	$D_3$	transcritical
79	$p\bar{6}2m$	49	k	$C_7^2 \rtimes D_3$	4	$p11m$	$D_3$	transcritical

Table 80: Maximal subgroups of  $p6/mmm$  (No. 80)

Subgroup	HM symbol	Index	Type	Factor group	Core	Core HM	Image	Bifurcation
47	$cmmm$	3	t	$D_3$	6	$p112/m$	$C_2$	transcritical
71	$p\bar{3}1m$	2	t	$C_2$	71	$p\bar{3}1m$	$C_1$	pitchfork
72	$p\bar{3}m1$	2	t	$C_2$	72	$p\bar{3}m1$	$C_1$	pitchfork
75	$p6/m$	2	t	$C_2$	75	$p6/m$	$C_1$	pitchfork
76	$p622$	2	t	$C_2$	76	$p622$	$C_1$	pitchfork
77	$p6mm$	2	t	$C_2$	77	$p6mm$	$C_1$	pitchfork
78	$p\bar{6}m2$	2	t	$C_2$	78	$p\bar{6}m2$	$C_1$	pitchfork
79	$p\bar{6}2m$	2	t	$C_2$	79	$p\bar{6}2m$	$C_1$	pitchfork
80	$p6/mmm$	3	k	$D_3$	78	$p\bar{6}m2$	$C_2$	transcritical
80	$p6/mmm$	4	k	$S_4$	6	$p112/m$	$D_3$	transcritical
80	$p6/mmm$	25	k	$C_5^2 \rtimes D_6$	4	$p11m$	$D_6$	transcritical
80	$p6/mmm$	49	k	$C_7^2 \rtimes D_6$	4	$p11m$	$D_6$	pfork + trans

## Supplement 2: Translationengleiche character tables

This supplement provides the character tables for the factor groups  $G/T$  where  $G$  is a layer group and  $T$  is its normal subgroup of all pure translations. These can be used to understand transitions which retain the lattice of translations (translationengleiche transitions). Each of these character tables is identical to that of the corresponding isogonal point group. The header of each table gives the Seitz symbol of a point group element for each conjugacy class, although it should be noted that the corresponding coset representative may also involve a translation component. The second row of each table gives the number of elements in the conjugacy class. In the remaining rows are the characters of the irreps, where each irrep is given a label on the left in Mulliken notation. The far right column gives the axial isotropy subgroups associated with each irrep.

Table 1: Character table of  $p1$  (No. 1)

	1	axial subgroups
size	1	
$A$	1	$p1$ (1)

Table 2: Character table of  $p\bar{1}$  (No. 2)

	1	$\bar{1}$	axial subgroups
size	1	1	
$A_g$	1	1	$p\bar{1}$ (2)
$A_u$	1	-1	$p1$ (1)

Table 3: Character table of  $p112$  (No. 3)

	1	$2_z$	axial subgroups
size	1	1	
$A$	1	1	$p112$ (3)
$B$	1	-1	$p1$ (1)

Table 4: Character table of  $p11m$  (No. 4)

	1	$m_z$	axial subgroups
size	1	1	
$A'$	1	1	$p11m$ (4)
$A''$	1	-1	$p1$ (1)

Table 5: Character table of  $p11a$  (No. 5)

	1	$m_z$	axial subgroups
size	1	1	
$A'$	1	1	$p11a$ (5)
$A''$	1	-1	$p1$ (1)

Table 6: Character table of  $p112/m$  (No. 6)

	1	$2_z$	$\bar{1}$	$m_z$	axial subgroups
size	1	1	1	1	
$A_g$	1	1	1	1	$p112/m$ (6)
$B_g$	1	-1	1	-1	$p\bar{1}$ (2)
$A_u$	1	1	-1	-1	$p112$ (3)
$B_u$	1	-1	-1	1	$p11m$ (4)

Table 7: Character table of  $p112/a$  (No. 7)

	1	$2_z$	$\bar{1}$	$m_z$	axial subgroups
size	1	1	1	1	
$A_g$	1	1	1	1	$p112/a$ (7)
$B_g$	1	-1	1	-1	$p\bar{1}$ (2)
$A_u$	1	1	-1	-1	$p112$ (3)
$B_u$	1	-1	-1	1	$p11a$ (5)

Table 8: Character table of  $p211$  (No. 8)

	1	$2_x$	axial subgroups
size	1	1	
$A_1$	1	1	$p211$ (8)
$A_2$	1	-1	$p1$ (1)

Table 9: Character table of  $p2_111$  (No. 9)

	1	$2_x$	axial subgroups
size	1	1	
$A_1$	1	1	$p2_111$ (9)
$A_2$	1	-1	$p1$ (1)

Table 10: Character table of  $c211$  (No. 10)

	1	$2_x$	axial subgroups
size	1	1	
$A_1$	1	1	$c211$ (10)
$A_2$	1	-1	$p1$ (1)

Table 11: Character table of  $pm11$  (No. 11)

	1	$m_x$	axial subgroups
size	1	1	
$A_1$	1	1	$pm11$ (11)
$A_2$	1	-1	$p1$ (1)

Table 12: Character table of  $pb11$  (No. 12)

	1	$m_x$	axial subgroups
size	1	1	
$A_1$	1	1	$pb11$ (12)
$A_2$	1	-1	$p1$ (1)

Table 13: Character table of  $cm11$  (No. 13)

	1	$m_x$	axial subgroups
size	1	1	
$A_1$	1	1	$cm11$ (13)
$A_2$	1	-1	$p1$ (1)

Table 14: Character table of  $p2/m11$  (No. 14)

	1	$2_x$	$\bar{1}$	$m_x$	axial subgroups
size	1	1	1	1	
$A_{1g}$	1	1	1	1	$p2/m11$ (14)
$A_{2g}$	1	-1	1	-1	$p\bar{1}$ (2)
$A_{1u}$	1	1	-1	-1	$p211$ (8)
$A_{2u}$	1	-1	-1	1	$pm11$ (11)

Table 15: Character table of  $p2_1/m11$  (No. 15)

	1	$2_x$	$\bar{1}$	$m_x$	axial subgroups
size	1	1	1	1	
$A_{1g}$	1	1	1	1	$p2_1/m11$ (15)
$A_{2g}$	1	-1	1	-1	$p\bar{1}$ (2)
$A_{1u}$	1	1	-1	-1	$p2_111$ (9)
$A_{2u}$	1	-1	-1	1	$pm11$ (11)

Table 16: Character table of  $p2/b11$  (No. 16)

	1	$2_x$	$\bar{1}$	$m_x$	axial subgroups
size	1	1	1	1	
$A_{1g}$	1	1	1	1	$p2/b11$ (16)
$A_{2g}$	1	-1	1	-1	$p\bar{1}$ (2)
$A_{1u}$	1	1	-1	-1	$p211$ (8)
$A_{2u}$	1	-1	-1	1	$pb11$ (12)



Table 17: Character table of  $p2_1/b11$  (No. 17)

	1	$2_x$	$\bar{1}$	$m_x$	axial subgroups
size	1	1	1	1	
$A_{1g}$	1	1	1	1	$p2_1/b11$ (17)
$A_{2g}$	1	-1	1	-1	$p\bar{1}$ (2)
$A_{1u}$	1	1	-1	-1	$p2_111$ (9)
$A_{2u}$	1	-1	-1	1	$pb11$ (12)

Table 18: Character table of  $c2/m11$  (No. 18)

	1	$2_x$	$\bar{1}$	$m_x$	axial subgroups
size	1	1	1	1	
$A_{1g}$	1	1	1	1	$c2/m11$ (18)
$A_{2g}$	1	-1	1	-1	$p\bar{1}$ (2)
$A_{1u}$	1	1	-1	-1	$c211$ (10)
$A_{2u}$	1	-1	-1	1	$cm11$ (13)

Table 19: Character table of  $p222$  (No. 19)

	1	$2_z$	$2_y$	$2_x$	axial subgroups
size	1	1	1	1	
$A$	1	1	1	1	$p222$ (19)
$B_1$	1	1	-1	-1	$p112$ (3)
$B_2$	1	-1	1	-1	$p211$ (8)
$B_3$	1	-1	-1	1	$p211$ (8)

Table 20: Character table of  $p2_122$  (No. 20)

	1	$2_x$	$2_y$	$2_z$	axial subgroups
size	1	1	1	1	
$A$	1	1	1	1	$p2_122$ (20)
$B_1$	1	-1	-1	1	$p112$ (3)
$B_2$	1	-1	1	-1	$p211$ (8)
$B_3$	1	1	-1	-1	$p2_111$ (9)

Table 21: Character table of  $p2_12_12$  (No. 21)

	1	$2_z$	$2_y$	$2_x$	axial subgroups
size	1	1	1	1	
$A$	1	1	1	1	$p2_12_12$ (21)
$B_1$	1	1	-1	-1	$p112$ (3)
$B_2$	1	-1	1	-1	$p2_111$ (9)
$B_3$	1	-1	-1	1	$p2_111$ (9)

Table 22: Character table of  $c222$  (No. 22)

	1	$2_z$	$2_y$	$2_x$	axial subgroups
size	1	1	1	1	
$A$	1	1	1	1	$c222$ (22)
$B_1$	1	1	-1	-1	$p112$ (3)
$B_2$	1	-1	1	-1	$c211$ (10)
$B_3$	1	-1	-1	1	$c211$ (10)

Table 23: Character table of  $pmm2$  (No. 23)

	1	$2_z$	$m_y$	$m_x$	axial subgroups
size	1	1	1	1	
$A_1$	1	1	1	1	$pmm2$ (23)
$A_2$	1	1	-1	-1	$p112$ (3)
$B_1$	1	-1	1	-1	$pm11$ (11)
$B_2$	1	-1	-1	1	$pm11$ (11)

Table 24: Character table of  $pma2$  (No. 24)

	1	$2_z$	$m_y$	$m_x$	axial subgroups
size	1	1	1	1	
$A_1$	1	1	1	1	$pma2$ (24)
$A_2$	1	1	-1	-1	$p112$ (3)
$B_1$	1	-1	1	-1	$pb11$ (12)
$B_2$	1	-1	-1	1	$pm11$ (11)

Table 25: Character table of  $pba2$  (No. 25)

	1	$2_z$	$m_y$	$m_x$	axial subgroups
size	1	1	1	1	
$A_1$	1	1	1	1	$pba2$ (25)
$A_2$	1	1	-1	-1	$p112$ (3)
$B_1$	1	-1	1	-1	$pb11$ (12)
$B_2$	1	-1	-1	1	$pb11$ (12)

Table 26: Character table of  $cmm2$  (No. 26)

	1	$2_z$	$m_y$	$m_x$	axial subgroups
size	1	1	1	1	
$A_1$	1	1	1	1	$cmm2$ (26)
$A_2$	1	1	-1	-1	$p112$ (3)
$B_1$	1	-1	1	-1	$cm11$ (13)
$B_2$	1	-1	-1	1	$cm11$ (13)

Table 27: Character table of  $pm2m$  (No. 27)

	1	$2_y$	$m_x$	$m_z$	axial subgroups
size	1	1	1	1	
$A'_1$	1	1	1	1	$pm2m$ (27)
$A''_1$	1	1	-1	-1	$p211$ (8)
$A'_2$	1	-1	-1	1	$p11m$ (4)
$A''_2$	1	-1	1	-1	$pm11$ (11)

Table 28: Character table of  $pm2_1b$  (No. 28)

	1	$2_y$	$m_z$	$m_x$	axial subgroups
size	1	1	1	1	
$A'_1$	1	1	1	1	$pm2_1b$ (28)
$A''_1$	1	1	-1	-1	$p2_111$ (9)
$A'_2$	1	-1	1	-1	$p11a$ (5)
$A''_2$	1	-1	-1	1	$pm11$ (11)

Table 29: Character table of  $pm2_1m$  (No. 29)

	1	$2_y$	$m_x$	$m_z$	axial subgroups
size	1	1	1	1	
$A'_1$	1	1	1	1	$pm2_1m$ (29)
$A''_1$	1	1	-1	-1	$p2_111$ (9)
$A'_2$	1	-1	-1	1	$p11m$ (4)
$A''_2$	1	-1	1	-1	$pb11$ (12)

Table 30: Character table of  $pb2b$  (No. 30)

	1	$2_y$	$m_z$	$m_x$	axial subgroups
size	1	1	1	1	
$A'_1$	1	1	1	1	$pb2b$ (30)
$A''_1$	1	1	-1	-1	$p211$ (8)
$A'_2$	1	-1	1	-1	$p11a$ (5)
$A''_2$	1	-1	-1	1	$pb11$ (12)

Table 31: Character table of  $pm2a$  (No. 31)

	1	$2_y$	$m_z$	$m_x$	axial subgroups
size	1	1	1	1	
$A'_1$	1	1	1	1	$pm2a$ (31)
$A''_1$	1	1	-1	-1	$p211$ (8)
$A'_2$	1	-1	1	-1	$p11a$ (5)
$A''_2$	1	-1	-1	1	$pm11$ (11)

Table 32: Character table of  $pm2_1n$  (No. 32)

	1	$2_y$	$m_z$	$m_x$	axial subgroups
size	1	1	1	1	
$A'_1$	1	1	1	1	$pm2_1n$ (32)
$A''_1$	1	1	-1	-1	$p2_111$ (9)
$A'_2$	1	-1	1	-1	$p11a$ (5)
$A''_2$	1	-1	-1	1	$pm11$ (11)

Table 33: Character table of  $pb2_1a$  (No. 33)

	1	$2_y$	$m_z$	$m_x$	axial subgroups
size	1	1	1	1	
$A'_1$	1	1	1	1	$pb2_1a$ (33)
$A''_1$	1	1	-1	-1	$p2_111$ (9)
$A'_2$	1	-1	1	-1	$p11a$ (5)
$A''_2$	1	-1	-1	1	$pb11$ (12)

Table 34: Character table of  $pb2n$  (No. 34)

	1	$2_y$	$m_x$	$m_z$	axial subgroups
size	1	1	1	1	
$A'_1$	1	1	1	1	$pb2n$ (34)
$A''_1$	1	1	-1	-1	$p211$ (8)
$A'_2$	1	-1	-1	1	$p11a$ (5)
$A''_2$	1	-1	1	-1	$pb11$ (12)

Table 35: Character table of  $cm2m$  (No. 35)

	1	$2_y$	$m_x$	$m_z$	axial subgroups
size	1	1	1	1	
$A'_1$	1	1	1	1	$cm2m$ (35)
$A''_1$	1	1	-1	-1	$c211$ (10)
$A'_2$	1	-1	-1	1	$p11m$ (4)
$A''_2$	1	-1	1	-1	$cm11$ (13)

Table 36: Character table of  $cm2e$  (No. 36)

	1	$2_y$	$m_x$	$m_z$	axial subgroups
size	1	1	1	1	
$A'_1$	1	1	1	1	$cm2e$ (36)
$A''_1$	1	1	-1	-1	$c211$ (10)
$A'_2$	1	-1	-1	1	$p11a$ (5)
$A''_2$	1	-1	1	-1	$cm11$ (13)

Table 37: Character table of  $pmmm$  (No. 37)

	1	$2_z$	$2_y$	$2_x$	$\bar{1}$	$m_z$	$m_y$	$m_x$	axial subgroups
size	1	1	1	1	1	1	1	1	
$A_g$	1	1	1	1	1	1	1	1	$pmmm$ (37)
$B_{1g}$	1	1	-1	-1	1	1	-1	-1	$p112/m$ (6)
$B_{2g}$	1	-1	1	-1	1	-1	1	-1	$p2/m11$ (14)
$B_{3g}$	1	-1	-1	1	1	-1	-1	1	$p2/m11$ (14)
$A_u$	1	1	1	1	-1	-1	-1	-1	$p222$ (19)
$B_{1u}$	1	1	-1	-1	-1	-1	1	1	$pmm2$ (23)
$B_{2u}$	1	-1	1	-1	-1	1	-1	1	$pm2m$ (27)
$B_{3u}$	1	-1	-1	1	-1	1	1	-1	$pm2m$ (27)

Table 38: Character table of  $pmaa$  (No. 38)

	1	$2_x$	$2_z$	$2_y$	$\bar{1}$	$m_x$	$m_z$	$m_y$	axial subgroups
size	1	1	1	1	1	1	1	1	
$A_g$	1	1	1	1	1	1	1	1	$pmaa$ (38)
$B_{1g}$	1	-1	1	-1	1	-1	1	-1	$p112/a$ (7)
$B_{2g}$	1	-1	-1	1	1	-1	-1	1	$p2/b11$ (16)
$B_{3g}$	1	1	-1	-1	1	1	-1	-1	$p2/m11$ (14)
$A_u$	1	1	1	1	-1	-1	-1	-1	$p222$ (19)
$B_{1u}$	1	-1	1	-1	-1	1	-1	1	$pma2$ (24)
$B_{2u}$	1	-1	-1	1	-1	1	1	-1	$pm2a$ (31)
$B_{3u}$	1	1	-1	-1	-1	-1	1	1	$pb2b$ (30)

Table 39: Character table of  $pban$  (No. 39)

	1	$2_z$	$2_y$	$2_x$	$\bar{1}$	$m_z$	$m_y$	$m_x$	axial subgroups
size	1	1	1	1	1	1	1	1	
$A_g$	1	1	1	1	1	1	1	1	$pban$ (39)
$B_{1g}$	1	1	-1	-1	1	1	-1	-1	$p112/a$ (7)
$B_{2g}$	1	-1	1	-1	1	-1	1	-1	$p2/b11$ (16)
$B_{3g}$	1	-1	-1	1	1	-1	-1	1	$p2/b11$ (16)
$A_u$	1	1	1	1	-1	-1	-1	-1	$p222$ (19)
$B_{1u}$	1	1	-1	-1	-1	-1	1	1	$pba2$ (25)
$B_{2u}$	1	-1	1	-1	-1	1	-1	1	$pb2n$ (34)
$B_{3u}$	1	-1	-1	1	-1	1	1	-1	$pb2n$ (34)

Table 40: Character table of  $pmam$  (No. 40)

	1	$2_y$	$2_z$	$2_x$	$\bar{1}$	$m_y$	$m_z$	$m_x$	axial subgroups
size	1	1	1	1	1	1	1	1	
$A_g$	1	1	1	1	1	1	1	1	$pmam$ (40)
$B_{1g}$	1	-1	1	-1	1	-1	1	-1	$p112/m$ (6)
$B_{2g}$	1	1	-1	-1	1	1	-1	-1	$p2/b11$ (16)
$B_{3g}$	1	-1	-1	1	1	-1	-1	1	$p2_1/m11$ (15)
$A_u$	1	1	1	1	-1	-1	-1	-1	$p2_122$ (20)
$B_{1u}$	1	-1	1	-1	-1	1	-1	1	$pma2$ (24)
$B_{2u}$	1	1	-1	-1	-1	-1	1	1	$pm2m$ (27)
$B_{3u}$	1	-1	-1	1	-1	1	1	-1	$pm2_1m$ (29)

Table 41: Character table of  $pmma$  (No. 41)

	1	$2_z$	$2_y$	$2_x$	$\bar{1}$	$m_z$	$m_y$	$m_x$	axial subgroups
size	1	1	1	1	1	1	1	1	
$A_g$	1	1	1	1	1	1	1	1	$pmma$ (41)
$B_{1g}$	1	1	-1	-1	1	1	-1	-1	$p112/a$ (7)
$B_{2g}$	1	-1	1	-1	1	-1	1	-1	$p2/m11$ (14)
$B_{3g}$	1	-1	-1	1	1	-1	-1	1	$p2_1/m11$ (15)
$A_u$	1	1	1	1	-1	-1	-1	-1	$p2_122$ (20)
$B_{1u}$	1	1	-1	-1	-1	-1	1	1	$pm2$ (23)
$B_{2u}$	1	-1	1	-1	-1	1	-1	1	$pm2a$ (31)
$B_{3u}$	1	-1	-1	1	-1	1	1	-1	$pm2_1b$ (28)

Table 42: Character table of  $pman$  (No. 42)

	1	$2_y$	$2_z$	$2_x$	$\bar{1}$	$m_y$	$m_z$	$m_x$	axial subgroups
size	1	1	1	1	1	1	1	1	
$A_g$	1	1	1	1	1	1	1	1	$pman$ (42)
$B_{1g}$	1	-1	1	-1	1	-1	1	-1	$p112/a$ (7)
$B_{2g}$	1	1	-1	-1	1	1	-1	-1	$p2_1/b11$ (17)
$B_{3g}$	1	-1	-1	1	1	-1	-1	1	$p2/m11$ (14)
$A_u$	1	1	1	1	-1	-1	-1	-1	$p2_122$ (20)
$B_{1u}$	1	-1	1	-1	-1	1	-1	1	$pma2$ (24)
$B_{2u}$	1	1	-1	-1	-1	-1	1	1	$pm2_1n$ (32)
$B_{3u}$	1	-1	-1	1	-1	1	1	-1	$pb2n$ (34)

Table 43: Character table of  $pbaa$  (No. 43)

	1	$2_x$	$2_z$	$2_y$	$\bar{1}$	$m_x$	$m_z$	$m_y$	axial subgroups
size	1	1	1	1	1	1	1	1	
$A_g$	1	1	1	1	1	1	1	1	$pbaa$ (43)
$B_{1g}$	1	-1	1	-1	1	-1	1	-1	$p112/a$ (7)
$B_{2g}$	1	-1	-1	1	1	-1	-1	1	$p2_1/b11$ (17)
$B_{3g}$	1	1	-1	-1	1	1	-1	-1	$p2/b11$ (16)
$A_u$	1	1	1	1	-1	-1	-1	-1	$p2_122$ (20)
$B_{1u}$	1	-1	1	-1	-1	1	-1	1	$pba2$ (25)
$B_{2u}$	1	-1	-1	1	-1	1	1	-1	$pb2_1a$ (33)
$B_{3u}$	1	1	-1	-1	-1	-1	1	1	$pb2b$ (30)

Table 44: Character table of  $pbam$  (No. 44)

	1	$2_z$	$2_y$	$2_x$	$\bar{1}$	$m_z$	$m_y$	$m_x$	axial subgroups
size	1	1	1	1	1	1	1	1	
$A_g$	1	1	1	1	1	1	1	1	$pbam$ (44)
$B_{1g}$	1	1	-1	-1	1	1	-1	-1	$p112/m$ (6)
$B_{2g}$	1	-1	1	-1	1	-1	1	-1	$p2_1/b11$ (17)
$B_{3g}$	1	-1	-1	1	1	-1	-1	1	$p2_1/b11$ (17)
$A_u$	1	1	1	1	-1	-1	-1	-1	$p2_12_12$ (21)
$B_{1u}$	1	1	-1	-1	-1	-1	1	1	$pba2$ (25)
$B_{2u}$	1	-1	1	-1	-1	1	-1	1	$pm2_1m$ (29)
$B_{3u}$	1	-1	-1	1	-1	1	1	-1	$pm2_1m$ (29)

Table 45: Character table of  $pbma$  (No. 45)

	1	$2_y$	$2_x$	$2_z$	$\bar{1}$	$m_y$	$m_x$	$m_z$	axial subgroups
size	1	1	1	1	1	1	1	1	
$A_g$	1	1	1	1	1	1	1	1	$pbma$ (45)
$B_{1g}$	1	-1	-1	1	1	-1	-1	1	$p112/a$ (7)
$B_{2g}$	1	1	-1	-1	1	1	-1	-1	$p2_1/m11$ (15)
$B_{3g}$	1	-1	1	-1	1	-1	1	-1	$p2_1/b11$ (17)
$A_u$	1	1	1	1	-1	-1	-1	-1	$p2_12_12$ (21)
$B_{1u}$	1	-1	-1	1	-1	1	1	-1	$pma2$ (24)
$B_{2u}$	1	1	-1	-1	-1	-1	1	1	$pb2_1a$ (33)
$B_{3u}$	1	-1	1	-1	-1	1	-1	1	$pm2_1b$ (28)

Table 46: Character table of  $pmmn$  (No. 46)

	1	$2_z$	$2_y$	$2_x$	$\bar{1}$	$m_z$	$m_y$	$m_x$	axial subgroups
size	1	1	1	1	1	1	1	1	
$A_g$	1	1	1	1	1	1	1	1	$pmmn$ (46)
$B_{1g}$	1	1	-1	-1	1	1	-1	-1	$p112/a$ (7)
$B_{2g}$	1	-1	1	-1	1	-1	1	-1	$p2_1/m11$ (15)
$B_{3g}$	1	-1	-1	1	1	-1	-1	1	$p2_1/m11$ (15)
$A_u$	1	1	1	1	-1	-1	-1	-1	$p2_12_12$ (21)
$B_{1u}$	1	1	-1	-1	-1	-1	1	1	$pmm2$ (23)
$B_{2u}$	1	-1	1	-1	-1	1	-1	1	$pm2_1n$ (32)
$B_{3u}$	1	-1	-1	1	-1	1	1	-1	$pm2_1n$ (32)

Table 47: Character table of  $cmmm$  (No. 47)

	1	$2_z$	$2_y$	$2_x$	$\bar{1}$	$m_z$	$m_y$	$m_x$	axial subgroups
size	1	1	1	1	1	1	1	1	
$A_g$	1	1	1	1	1	1	1	1	$cmmm$ (47)
$B_{1g}$	1	1	-1	-1	1	1	-1	-1	$p112/m$ (6)
$B_{2g}$	1	-1	1	-1	1	-1	1	-1	$c2/m11$ (18)
$B_{3g}$	1	-1	-1	1	1	-1	-1	1	$c2/m11$ (18)
$A_u$	1	1	1	1	-1	-1	-1	-1	$c222$ (22)
$B_{1u}$	1	1	-1	-1	-1	-1	1	1	$cm2$ (26)
$B_{2u}$	1	-1	1	-1	-1	1	-1	1	$cm2m$ (35)
$B_{3u}$	1	-1	-1	1	-1	1	1	-1	$cm2m$ (35)

Table 48: Character table of  $cmme$  (No. 48)

	1	$2_z$	$2_y$	$2_x$	$\bar{1}$	$m_z$	$m_y$	$m_x$	axial subgroups
size	1	1	1	1	1	1	1	1	
$A_g$	1	1	1	1	1	1	1	1	$cmme$ (48)
$B_{1g}$	1	1	-1	-1	1	1	-1	-1	$p112/a$ (7)
$B_{2g}$	1	-1	1	-1	1	-1	1	-1	$c2/m11$ (18)
$B_{3g}$	1	-1	-1	1	1	-1	-1	1	$c2/m11$ (18)
$A_u$	1	1	1	1	-1	-1	-1	-1	$c222$ (22)
$B_{1u}$	1	1	-1	-1	-1	-1	1	1	$cm2$ (26)
$B_{2u}$	1	-1	1	-1	-1	1	-1	1	$cm2e$ (36)
$B_{3u}$	1	-1	-1	1	-1	1	1	-1	$cm2e$ (36)

Table 49: Character table of  $p4$  (No. 49)

	1	$2_z$	$4_z$	$4_z^{-1}$	axial subgroups
size	1	1	1	1	
$A$	1	1	1	1	$p4$ (49)
$B$	1	1	-1	-1	$p112$ (3)
$^1E$	1	-1	$-i$	$i$	$p1$ (1)
$^2E$	1	-1	$i$	$-i$	$p1$ (1)



Table 50: Character table of  $p\bar{4}$  (No. 50)

	1	$2_z$	$\bar{4}_z$	$\bar{4}_z^{-1}$	axial subgroups
size	1	1	1	1	
$A$	1	1	1	1	$p\bar{4}$ (50)
$B$	1	1	-1	-1	$p112$ (3)
${}^1E$	1	-1	$-i$	$i$	$p1$ (1)
${}^2E$	1	-1	$i$	$-i$	$p1$ (1)

Table 51: Character table of  $p4/m$  (No. 51)

	1	$2_z$	$4_z$	$4_z^{-1}$	$\bar{1}$	$m_z$	$\bar{4}_z$	$\bar{4}_z^{-1}$	axial subgroups
size	1	1	1	1	1	1	1	1	
$A_g$	1	1	1	1	1	1	1	1	$p4/m$ (51)
$B_g$	1	1	-1	-1	1	1	-1	-1	$p112/m$ (6)
${}^1E_g$	1	-1	$-i$	$i$	1	-1	$-i$	$i$	$p\bar{1}$ (2)
${}^2E_g$	1	-1	$i$	$-i$	1	-1	$i$	$-i$	$p\bar{1}$ (2)
$A_u$	1	1	1	1	-1	-1	-1	-1	$p4$ (49)
$B_u$	1	1	-1	-1	-1	-1	1	1	$p\bar{4}$ (50)
${}^1E_u$	1	-1	$-i$	$i$	-1	1	$i$	$-i$	$p11m$ (4)
${}^2E_u$	1	-1	$i$	$-i$	-1	1	$-i$	$i$	$p11m$ (4)

Table 52: Character table of  $p4/n$  (No. 52)

	1	$2_z$	$4_z$	$4_z^{-1}$	$\bar{1}$	$m_z$	$\bar{4}_z$	$\bar{4}_z^{-1}$	axial subgroups
size	1	1	1	1	1	1	1	1	
$A_g$	1	1	1	1	1	1	1	1	$p4/n$ (52)
$B_g$	1	1	-1	-1	1	1	-1	-1	$p112/a$ (7)
${}^1E_g$	1	-1	$-i$	$i$	1	-1	$-i$	$i$	$p\bar{1}$ (2)
${}^2E_g$	1	-1	$i$	$-i$	1	-1	$i$	$-i$	$p\bar{1}$ (2)
$A_u$	1	1	1	1	-1	-1	-1	-1	$p4$ (49)
$B_u$	1	1	-1	-1	-1	-1	1	1	$p\bar{4}$ (50)
${}^1E_u$	1	-1	$-i$	$i$	-1	1	$i$	$-i$	$p11a$ (5)
${}^2E_u$	1	-1	$i$	$-i$	-1	1	$-i$	$i$	$p11a$ (5)

Table 53: Character table of  $p422$  (No. 53)

	1	$2_z$	$4_z$	$2_y$	$2_{xy}$	axial subgroups
size	1	1	2	2	2	
$A_1$	1	1	1	1	1	$p422$ (53)
$A_2$	1	1	1	-1	-1	$p4$ (49)
$B_1$	1	1	-1	1	-1	$p222$ (19)
$B_2$	1	1	-1	-1	1	$c222$ (22)
$E$	2	-2	0	0	0	$p211$ (8), $c211$ (10)

Table 54: Character table of  $p42_12$  (No. 54)

	1	$2_z$	$4_z$	$2_y$	$2_{xy}$	axial subgroups
size	1	1	2	2	2	
$A_1$	1	1	1	1	1	$p42_12$ (54)
$A_2$	1	1	1	-1	-1	$p4$ (49)
$B_1$	1	1	-1	1	-1	$p2_12_12$ (21)
$B_2$	1	1	-1	-1	1	$c222$ (22)
$E$	2	-2	0	0	0	$p2_111$ (9), $c211$ (10)

Table 55: Character table of  $p4mm$  (No. 55)

	1	$2_z$	$4_z$	$m_y$	$m_{xy}$	axial subgroups
size	1	1	2	2	2	
$A_1$	1	1	1	1	1	$p4mm$ (55)
$A_2$	1	1	1	-1	-1	$p4$ (49)
$B_1$	1	1	-1	1	-1	$pmm2$ (23)
$B_2$	1	1	-1	-1	1	$cmm2$ (26)
$E$	2	-2	0	0	0	$pm11$ (11), $cm11$ (13)

Table 56: Character table of  $p4bm$  (No. 56)

	1	$2_z$	$4_z$	$m_y$	$m_{xy}$	axial subgroups
size	1	1	2	2	2	
$A_1$	1	1	1	1	1	$p4bm$ (56)
$A_2$	1	1	1	-1	-1	$p4$ (49)
$B_1$	1	1	-1	1	-1	$pba2$ (25)
$B_2$	1	1	-1	-1	1	$cmm2$ (26)
$E$	2	-2	0	0	0	$pb11$ (12), $cm11$ (13)

Table 57: Character table of  $p\bar{4}2m$  (No. 57)

	1	$2_z$	$\bar{4}_z$	$2_y$	$m_{xy}$	axial subgroups
size	1	1	2	2	2	
$A_1$	1	1	1	1	1	$p\bar{4}2m$ (57)
$A_2$	1	1	1	-1	-1	$p\bar{4}$ (50)
$B_1$	1	1	-1	1	-1	$p222$ (19)
$B_2$	1	1	-1	-1	1	$mmm2$ (26)
$E$	2	-2	0	0	0	$p211$ (8), $cm11$ (13)

Table 58: Character table of  $p\bar{4}2_1m$  (No. 58)

	1	$2_z$	$\bar{4}_z$	$2_y$	$m_{xy}$	axial subgroups
size	1	1	2	2	2	
$A_1$	1	1	1	1	1	$p\bar{4}2_1m$ (58)
$A_2$	1	1	1	-1	-1	$p\bar{4}$ (50)
$B_1$	1	1	-1	1	-1	$p2_12_12$ (21)
$B_2$	1	1	-1	-1	1	$mmm2$ (26)
$E$	2	-2	0	0	0	$p2_111$ (9), $cm11$ (13)

Table 59: Character table of  $p\bar{4}m2$  (No. 59)

	1	$2_z$	$\bar{4}_z$	$m_y$	$2_{xy}$	axial subgroups
size	1	1	2	2	2	
$A_1$	1	1	1	1	1	$p\bar{4}m2$ (59)
$A_2$	1	1	1	-1	-1	$p\bar{4}$ (50)
$B_1$	1	1	-1	-1	1	$c222$ (22)
$B_2$	1	1	-1	1	-1	$pmm2$ (23)
$E$	2	-2	0	0	0	$pm11$ (11), $c211$ (10)

Table 60: Character table of  $p\bar{4}b2$  (No. 60)

	1	$2_z$	$\bar{4}_z$	$m_y$	$2_{xy}$	axial subgroups
size	1	1	2	2	2	
$A_1$	1	1	1	1	1	$p\bar{4}b2$ (60)
$A_2$	1	1	1	-1	-1	$p\bar{4}$ (50)
$B_1$	1	1	-1	-1	1	$c222$ (22)
$B_2$	1	1	-1	1	-1	$pba2$ (25)
$E$	2	-2	0	0	0	$pb11$ (12), $c211$ (10)

Table 61: Character table of  $p4/mmm$  (No. 61)

	1	$2_z$	$4_z$	$2_y$	$2_{xy}$	$\bar{1}$	$m_z$	$\bar{4}_z$	$m_y$	$m_{xy}$	axial subgroups
size	1	1	2	2	2	1	1	2	2	2	
$A_{1g}$	1	1	1	1	1	1	1	1	1	1	$p4/mmm$ (61)
$A_{2g}$	1	1	1	-1	-1	1	1	1	-1	-1	$p4/m$ (51)
$B_{1g}$	1	1	-1	1	-1	1	1	-1	1	-1	$pmmm$ (37)
$B_{2g}$	1	1	-1	-1	1	1	1	-1	-1	1	$cmmm$ (47)
$E_g$	2	-2	0	0	0	2	-2	0	0	0	$p2/m11$ (14), $c2/m11$ (18)
$A_{1u}$	1	1	1	1	1	-1	-1	-1	-1	-1	$p422$ (53)
$A_{2u}$	1	1	1	-1	-1	-1	-1	-1	1	1	$p4mm$ (55)
$B_{1u}$	1	1	-1	1	-1	-1	-1	1	-1	1	$p\bar{4}2m$ (57)
$B_{2u}$	1	1	-1	-1	1	-1	-1	1	1	-1	$p\bar{4}m2$ (59)
$E_u$	2	-2	0	0	0	-2	2	0	0	0	$pm2m$ (27), $cm2m$ (35)

Table 62: Character table of  $p4/nbm$  (No. 62)

	1	$2_z$	$4_z$	$2_y$	$2_{xy}$	$\bar{1}$	$m_z$	$\bar{4}_z$	$m_y$	$m_{xy}$	axial subgroups
size	1	1	2	2	2	1	1	2	2	2	
$A_{1g}$	1	1	1	1	1	1	1	1	1	1	$p4/nbm$ (62)
$A_{2g}$	1	1	1	-1	-1	1	1	1	-1	-1	$p4/n$ (52)
$B_{1g}$	1	1	-1	1	-1	1	1	-1	1	-1	$pban$ (39)
$B_{2g}$	1	1	-1	-1	1	1	1	-1	-1	1	$cmme$ (48)
$E_g$	2	-2	0	0	0	2	-2	0	0	0	$p2/b11$ (16), $c2/m11$ (18)
$A_{1u}$	1	1	1	1	1	-1	-1	-1	-1	-1	$p422$ (53)
$A_{2u}$	1	1	1	-1	-1	-1	-1	-1	1	1	$p4bm$ (56)
$B_{1u}$	1	1	-1	1	-1	-1	-1	1	-1	1	$p\bar{4}2m$ (57)
$B_{2u}$	1	1	-1	-1	1	-1	-1	1	1	-1	$p\bar{4}b2$ (60)
$E_u$	2	-2	0	0	0	-2	2	0	0	0	$pb2n$ (34), $cm2e$ (36)

Table 63: Character table of  $p4/mbm$  (No. 63)

	1	$2_z$	$4_z$	$2_y$	$2_{xy}$	$\bar{1}$	$m_z$	$\bar{4}_z$	$m_y$	$m_{xy}$	axial subgroups
size	1	1	2	2	2	1	1	2	2	2	
$A_{1g}$	1	1	1	1	1	1	1	1	1	1	$p4/mbm$ (63)
$A_{2g}$	1	1	1	-1	-1	1	1	1	-1	-1	$p4/m$ (51)
$B_{1g}$	1	1	-1	1	-1	1	1	-1	1	-1	$pbam$ (44)
$B_{2g}$	1	1	-1	-1	1	1	1	-1	-1	1	$cmmm$ (47)
$E_g$	2	-2	0	0	0	2	-2	0	0	0	$p2_1/b11$ (17), $c2/m11$ (18)
$A_{1u}$	1	1	1	1	1	-1	-1	-1	-1	-1	$p42_12$ (54)
$A_{2u}$	1	1	1	-1	-1	-1	-1	-1	1	1	$p4bm$ (56)
$B_{1u}$	1	1	-1	1	-1	-1	-1	1	-1	1	$p\bar{4}2_1m$ (58)
$B_{2u}$	1	1	-1	-1	1	-1	-1	1	1	-1	$p\bar{4}b2$ (60)
$E_u$	2	-2	0	0	0	-2	2	0	0	0	$pm2_1m$ (29), $cm2m$ (35)

Table 64: Character table of  $p4/nmm$  (No. 64)

	1	$2_z$	$4_z$	$2_y$	$2_{xy}$	$\bar{1}$	$m_z$	$\bar{4}_z$	$m_y$	$m_{xy}$	axial subgroups
size	1	1	2	2	2	1	1	2	2	2	
$A_{1g}$	1	1	1	1	1	1	1	1	1	1	$p4/nmm$ (64)
$A_{2g}$	1	1	1	-1	-1	1	1	1	-1	-1	$p4/n$ (52)
$B_{1g}$	1	1	-1	1	-1	1	1	-1	1	-1	$pmmn$ (46)
$B_{2g}$	1	1	-1	-1	1	1	1	-1	-1	1	$cmme$ (48)
$E_g$	2	-2	0	0	0	2	-2	0	0	0	$p2_1/m11$ (15), $c2/m11$ (18)
$A_{1u}$	1	1	1	1	1	-1	-1	-1	-1	-1	$p42_12$ (54)
$A_{2u}$	1	1	1	-1	-1	-1	-1	-1	1	1	$p4mm$ (55)
$B_{1u}$	1	1	-1	1	-1	-1	-1	1	-1	1	$p\bar{4}2_1m$ (58)
$B_{2u}$	1	1	-1	-1	1	-1	-1	1	1	-1	$p\bar{4}m2$ (59)
$E_u$	2	-2	0	0	0	-2	2	0	0	0	$pm2_1n$ (32), $cm2e$ (36)

Table 65: Character table of  $p3$  (No. 65)

	1	$3_z$	$3_z^{-1}$	axial subgroups
size	1	1	1	
$A$	1	1	1	$p3$ (65)
$^1E$	1	$\omega^2$	$\omega$	$p1$ (1)
$^2E$	1	$\omega$	$\omega^2$	$p1$ (1)

Table 66: Character table of  $p\bar{3}$  (No. 66)

	1	$3_z$	$3_z^{-1}$	$\bar{1}$	$\bar{3}_z$	$\bar{3}_z^{-1}$	axial subgroups
size	1	1	1	1	1	1	
$A_g$	1	1	1	1	1	1	$p\bar{3}$ (66)
$^1E_g$	1	$\omega^2$	$\omega$	1	$\omega^2$	$\omega$	$p\bar{1}$ (2)
$^2E_g$	1	$\omega$	$\omega^2$	1	$\omega$	$\omega^2$	$p\bar{1}$ (2)
$A_u$	1	1	1	-1	-1	-1	$p3$ (65)
$^1E_u$	1	$\omega^2$	$\omega$	-1	$-\omega^2$	$-\omega$	$p1$ (1)
$^2E_u$	1	$\omega$	$\omega^2$	-1	$-\omega$	$-\omega^2$	$p1$ (1)

Table 67: Character table of  $p312$  (No. 67)

	1	$3_z$	$2_3$	axial subgroups
size	1	2	3	
$A_1$	1	1	1	$p312$ (67)
$A_2$	1	1	-1	$p3$ (65)
$E$	2	-1	0	$c211$ (10)

Table 68: Character table of  $p321$  (No. 68)

	1	$3_z$	$2_{xy}$	axial subgroups
size	1	2	3	
$A_1$	1	1	1	$p321$ (68)
$A_2$	1	1	-1	$p3$ (65)
$E$	2	-1	0	$c211$ (10)

Table 69: Character table of  $p3m1$  (No. 69)

	1	$3_z$	$m_{xy}$	axial subgroups
size	1	2	3	
$A_1$	1	1	1	$p3m1$ (69)
$A_2$	1	1	-1	$p3$ (65)
$E$	2	-1	0	$cm11$ (13)

Table 70: Character table of  $p31m$  (No. 70)

	1	$3_z$	$m_3$	axial subgroups
size	1	2	3	
$A_1$	1	1	1	$p31m$ (70)
$A_2$	1	1	-1	$p3$ (65)
$E$	2	-1	0	$cm11$ (13)

Table 71: Character table of  $p\bar{3}1m$  (No. 71)

	1	$3_z$	$2_3$	$\bar{1}$	$\bar{3}_z$	$m_3$	axial subgroups
size	1	2	3	1	2	3	
$A_{1g}$	1	1	1	1	1	1	$p\bar{3}1m$ (71)
$A_{2g}$	1	1	-1	1	1	-1	$p\bar{3}$ (66)
$E_g$	2	-1	0	2	-1	0	$c2/m11$ (18)
$A_{1u}$	1	1	1	-1	-1	-1	$p312$ (67)
$A_{2u}$	1	1	-1	-1	-1	1	$p31m$ (70)
$E_u$	2	-1	0	-2	1	0	$c211$ (10), $cm11$ (13)

Table 72: Character table of  $p\bar{3}m1$  (No. 72)

	1	$3_z$	$2_{xy}$	$\bar{1}$	$\bar{3}_z$	$m_{xy}$	axial subgroups
size	1	2	3	1	2	3	
$A_{1g}$	1	1	1	1	1	1	$p\bar{3}m1$ (72)
$A_{2g}$	1	1	-1	1	1	-1	$p\bar{3}$ (66)
$E_g$	2	-1	0	2	-1	0	$c2/m11$ (18)
$A_{1u}$	1	1	1	-1	-1	-1	$p321$ (68)
$A_{2u}$	1	1	-1	-1	-1	1	$p3m1$ (69)
$E_u$	2	-1	0	-2	1	0	$c211$ (10), $cm11$ (13)

Table 73: Character table of  $p6$  (No. 73)

	1	$3_z$	$3_z^{-1}$	$2_z$	$6_z^{-1}$	$6_z$	axial subgroups
size	1	1	1	1	1	1	
$A$	1	1	1	1	1	1	$p6$ (73)
$B$	1	1	1	-1	-1	-1	$p3$ (65)
${}^1E_1$	1	$\omega^2$	$\omega$	-1	$-\omega^2$	$-\omega$	$p1$ (1)
${}^2E_1$	1	$\omega$	$\omega^2$	-1	$-\omega$	$-\omega^2$	$p1$ (1)
${}^1E_2$	1	$\omega^2$	$\omega$	1	$\omega^2$	$\omega$	$p112$ (3)
${}^2E_2$	1	$\omega$	$\omega^2$	1	$\omega$	$\omega^2$	$p112$ (3)

Table 74: Character table of  $p\bar{6}$  (No. 74)

	1	$3_z$	$3_z^{-1}$	$m_z$	$\bar{6}_z^{-1}$	$\bar{6}_z$	axial subgroups
size	1	1	1	1	1	1	
$A'$	1	1	1	1	1	1	$p\bar{6}$ (74)
$A''$	1	1	1	-1	-1	-1	$p3$ (65)
${}^1E'$	1	$\omega^2$	$\omega$	1	$\omega^2$	$\omega$	$p11m$ (4)
${}^2E'$	1	$\omega$	$\omega^2$	1	$\omega$	$\omega^2$	$p11m$ (4)
${}^1E''$	1	$\omega^2$	$\omega$	-1	$-\omega^2$	$-\omega$	$p1$ (1)
${}^2E''$	1	$\omega$	$\omega^2$	-1	$-\omega$	$-\omega^2$	$p1$ (1)

Table 75: Character table of  $p6/m$  (No. 75)

	1	$3_z$	$3_z^{-1}$	$2_z$	$6_z^{-1}$	$6_z$	$\bar{1}$	$\bar{3}_z$	$\bar{3}_z^{-1}$	$m_z$	$\bar{6}_z^{-1}$	$\bar{6}_z$	axial subgroups
size	1	1	1	1	1	1	1	1	1	1	1	1	
$A_g$	1	1	1	1	1	1	1	1	1	1	1	1	$p6/m$ (75)
$B_g$	1	1	1	-1	-1	-1	1	1	1	-1	-1	-1	$p\bar{3}$ (66)
${}^1E_{1g}$	1	$\omega^2$	$\omega$	-1	$-\omega^2$	$-\omega$	1	$\omega^2$	$\omega$	-1	$-\omega^2$	$-\omega$	$p\bar{1}$ (2)
${}^2E_{1g}$	1	$\omega$	$\omega^2$	-1	$-\omega$	$-\omega^2$	1	$\omega$	$\omega^2$	-1	$-\omega$	$-\omega^2$	$p\bar{1}$ (2)
${}^1E_{2g}$	1	$\omega^2$	$\omega$	1	$\omega^2$	$\omega$	1	$\omega^2$	$\omega$	1	$\omega^2$	$\omega$	$p112/m$ (6)
${}^2E_{2g}$	1	$\omega$	$\omega^2$	1	$\omega$	$\omega^2$	1	$\omega$	$\omega^2$	1	$\omega$	$\omega^2$	$p112/m$ (6)
$A_u$	1	1	1	1	1	1	-1	-1	-1	-1	-1	-1	$p6$ (73)
$B_u$	1	1	1	-1	-1	-1	-1	-1	-1	1	1	1	$p\bar{6}$ (74)
${}^1E_{1u}$	1	$\omega^2$	$\omega$	-1	$-\omega^2$	$-\omega$	-1	$-\omega^2$	$-\omega$	1	$\omega^2$	$\omega$	$p11m$ (4)
${}^2E_{1u}$	1	$\omega$	$\omega^2$	-1	$-\omega$	$-\omega^2$	-1	$-\omega$	$-\omega^2$	1	$\omega$	$\omega^2$	$p11m$ (4)
${}^1E_{2u}$	1	$\omega^2$	$\omega$	1	$\omega^2$	$\omega$	-1	$-\omega^2$	$-\omega$	-1	$-\omega^2$	$-\omega$	$p112$ (3)
${}^2E_{2u}$	1	$\omega$	$\omega^2$	1	$\omega$	$\omega^2$	-1	$-\omega$	$-\omega^2$	-1	$-\omega$	$-\omega^2$	$p112$ (3)

Table 76: Character table of  $p622$  (No. 76)

	1	$3_z$	$2_z$	$6_z$	$2_{xy}$	$2_3$	axial subgroups
size	1	2	1	2	3	3	
$A_1$	1	1	1	1	1	1	$p622$ (76)
$A_2$	1	1	1	1	-1	-1	$p6$ (73)
$B_1$	1	1	-1	-1	1	-1	$p321$ (68)
$B_2$	1	1	-1	-1	-1	1	$p312$ (67)
$E_1$	2	-1	-2	1	0	0	$c211$ (10), $c211$ (10)
$E_2$	2	-1	2	-1	0	0	$c222$ (22)

Table 77: Character table of  $p6mm$  (No. 77)

	1	$3_z$	$2_z$	$6_z$	$m_{xy}$	$m_3$	axial subgroups
size	1	2	1	2	3	3	
$A_1$	1	1	1	1	1	1	$p6mm$ (77)
$A_2$	1	1	1	1	-1	-1	$p6$ (73)
$B_1$	1	1	-1	-1	1	-1	$p3m1$ (69)
$B_2$	1	1	-1	-1	-1	1	$p31m$ (70)
$E_1$	2	-1	-2	1	0	0	$cm11$ (13), $cm11$ (13)
$E_2$	2	-1	2	-1	0	0	$cmm2$ (26)

Table 78: Character table of  $p\bar{6}m2$  (No. 78)

	1	$3_z$	$m_z$	$\bar{6}_z$	$m_{xy}$	$2_3$	axial subgroups
size	1	2	1	2	3	3	
$A'_1$	1	1	1	1	1	1	$p\bar{6}m2$ (78)
$A''_1$	1	1	-1	-1	-1	1	$p312$ (67)
$A'_2$	1	1	1	1	-1	-1	$p\bar{6}$ (74)
$A''_2$	1	1	-1	-1	1	-1	$p3m1$ (69)
$E'$	2	-1	2	-1	0	0	$cm2m$ (35)
$E''$	2	-1	-2	1	0	0	$cm11$ (13), $c211$ (10)

Table 79: Character table of  $p\bar{6}2m$  (No. 79)

	1	$3_z$	$m_z$	$\bar{6}_z$	$2_{xy}$	$m_3$	axial subgroups
size	1	2	1	2	3	3	
$A'_1$	1	1	1	1	1	1	$p\bar{6}2m$ (79)
$A''_1$	1	1	-1	-1	1	-1	$p321$ (68)
$A'_2$	1	1	1	1	-1	-1	$p\bar{6}$ (74)
$A''_2$	1	1	-1	-1	-1	1	$p31m$ (70)
$E'$	2	-1	2	-1	0	0	$cm2m$ (35)
$E''$	2	-1	-2	1	0	0	$cm11$ (13), $c211$ (10)



Table 80: Character table of  $p6/mmm$  (No. 80)

	1	$3_z$	$2_z$	$6_z$	$2_{xy}$	$2_3$	$\bar{1}$	$\bar{3}_z$	$m_z$	$\bar{6}_z$	$m_{xy}$	$m_3$	axial subgroups
size	1	2	1	2	3	3	1	2	1	2	3	3	
$A_{1g}$	1	1	1	1	1	1	1	1	1	1	1	1	$p6/mmm$ (80)
$A_{2g}$	1	1	1	1	-1	-1	1	1	1	1	-1	-1	$p6/m$ (75)
$B_{1g}$	1	1	-1	-1	1	-1	1	1	-1	-1	1	-1	$p\bar{3}m1$ (72)
$B_{2g}$	1	1	-1	-1	-1	1	1	1	-1	-1	-1	1	$p\bar{3}1m$ (71)
$E_{1g}$	2	-1	-2	1	0	0	2	-1	-2	1	0	0	$c2/m11$ (18), $c2/m11$ (18)
$E_{2g}$	2	-1	2	-1	0	0	2	-1	2	-1	0	0	$cmmm$ (47)
$A_{1u}$	1	1	1	1	1	1	-1	-1	-1	-1	-1	-1	$p622$ (76)
$A_{2u}$	1	1	1	1	-1	-1	-1	-1	-1	-1	1	1	$p6mm$ (77)
$B_{1u}$	1	1	-1	-1	1	-1	-1	-1	1	1	-1	1	$p\bar{6}2m$ (79)
$B_{2u}$	1	1	-1	-1	-1	1	-1	-1	1	1	1	-1	$p\bar{6}m2$ (78)
$E_{1u}$	2	-1	-2	1	0	0	-2	1	2	-1	0	0	$cm2m$ (35), $cm2m$ (35)
$E_{2u}$	2	-1	2	-1	0	0	-2	1	-2	1	0	0	$cm2$ (26), $c222$ (22)

## Supplement 3: Character Tables

This supplement provides character tables for some of the small finite groups associated with symmetry-breaking bifurcations. The character tables were calculated using the GAP software with an algorithm for calculating isotropy subgroups described by Matthews [2004].

The first table on each page is a standard character table but with an extra column on the right, following a similar format as those in Matthews [2004]. The header of the table ‘1a’, ‘2a’, etc. lists the conjugacy classes where the number indicates the order of the elements. The next row (labelled ‘size’) gives the number of elements in each conjugacy class. For some of the tables, the next rows give the power map, with rows labelled ‘2P’, ‘3P’, etc. These give the conjugacy class when a given element is raised to a certain prime-order power. The remaining rows give the characters of the irreps, labelled  $R_1$ ,  $R_2$ , etc. A letter  $F$  is added to denote that the representation is faithful.

The column on the far right gives the axial isotropy subgroups associated with each representation. Where numbers in brackets are given, the quotient group  $N_\Gamma(\Sigma)/\Sigma$  is non-trivial and the number gives the order of the quotient group. Here  $N_\Gamma(\Sigma)$  is the normalizer, defined by

$$N_\Gamma(\Sigma) = \{\gamma \in \Gamma : \gamma^{-1}\Sigma\gamma = \Sigma\}, \quad (1)$$

$\Gamma$  is the parent group and  $\Sigma$  is the isotropy subgroup. Those isotropy subgroups with (2) denoted will be associated with pitchfork bifurcations. Those without a number may be transcritical, but having  $N_\Gamma(\Sigma)/\Sigma = 1$  is not a sufficient condition for being transcritical.  $D_5$  provides an example where the bifurcation associated with the faithful irrep is not transcritical, but  $N_\Gamma(\Sigma)/\Sigma = 1$ .

The second table gives the dimensions of the spaces of polynomial invariants  $I(k)$  of degree  $k$ , and the third table gives the dimensions of the spaces of polynomial equivariants  $E(k)$  of degree  $k$ . These tables help further classify the types of bifurcation and can be used to constrain the number of free parameters needed in the amplitude equations.

## References

- P. C. Matthews. Automating Symmetry-Breaking Calculations. *LMS Journal of Computation and Mathematics*, 7:101–119, feb 2004. ISSN 1461-1570. doi: 10.1112/S1461157000001066.

$C_2$

	1a	2a	axial subgroups
size	1	1	
$R_1$	1	1	$C_2$
$R_2F$	1	-1	$C_1(2)$

	$I(2)$	$I(3)$	$I(4)$	$I(5)$	$I(6)$
$R_1$	1	1	1	1	1
$R_2F$	1	0	1	0	1

	$E(1)$	$E(2)$	$E(3)$	$E(4)$	$E(5)$
$R_1$	1	1	1	1	1
$R_2F$	1	0	1	0	1

The faithful irrep  $R_2F$  is associated with a pitchfork bifurcation.

$D_3$

	1a	2a	3a	axial subgroups
size	1	3	2	
2P	1a	1a	3a	
3P	1a	2a	1a	
$R_1$	1	1	1	$D_3$
$R_2$	1	-1	1	$C_3(2)$
$R_3F$	2	0	-1	$C_2$

	$I(2)$	$I(3)$	$I(4)$	$I(5)$	$I(6)$
$R_1$	1	1	1	1	1
$R_2$	1	0	1	0	1
$R_3F$	1	1	1	1	2

	$E(1)$	$E(2)$	$E(3)$	$E(4)$	$E(5)$
$R_1$	1	1	1	1	1
$R_2$	1	0	1	0	1
$R_3F$	1	1	1	2	2

The faithful irrep  $R_3F$  is associated with a transcritical bifurcation.

$D_4$

	1a	2a	2b	2c	4a	axial subgroups
size	1	1	2	2	2	
$R_1$	1	1	1	1	1	$D_4$
$R_2$	1	1	-1	-1	1	$C_4(2)$
$R_3$	1	1	1	-1	-1	$C_2^2(2)$
$R_4$	1	1	-1	1	-1	$C_2^2(2)$
$R_5F$	2	-2	0	0	0	$C_2(2), C_2(2)$

	$I(2)$	$I(3)$	$I(4)$	$I(5)$	$I(6)$
$R_1$	1	1	1	1	1
$R_2$	1	0	1	0	1
$R_3$	1	0	1	0	1
$R_4$	1	0	1	0	1
$R_5F$	1	0	2	0	2

	$E(1)$	$E(2)$	$E(3)$	$E(4)$	$E(5)$
$R_1$	1	1	1	1	1
$R_2$	1	0	1	0	1
$R_3$	1	0	1	0	1
$R_4$	1	0	1	0	1
$R_5F$	1	0	2	0	3

The faithful irrep  $R_5F$  is associated with a pitchfork bifurcation.

$D_5$

	1a	2a	5a	5b	axial subgroups
size	1	5	2	2	
2P	1a	1a	5b	5a	
3P	1a	2a	5b	5a	
5P	1a	2a	1a	1a	
$R_1$	1	1	1	1	$D_5$
$R_2$	1	-1	1	1	$C_5(2)$
$R_3F$	2	0	$\frac{-1-\sqrt{5}}{2}$	$\frac{-1+\sqrt{5}}{2}$	$C_2$
$R_4F$	2	0	$\frac{-1+\sqrt{5}}{2}$	$\frac{-1-\sqrt{5}}{2}$	$C_2$

	$I(2)$	$I(3)$	$I(4)$	$I(5)$	$I(6)$
$R_1$	1	1	1	1	1
$R_2$	1	0	1	0	1
$R_3F$	1	0	1	1	1
$R_4F$	1	0	1	1	1

	$E(1)$	$E(2)$	$E(3)$	$E(4)$	$E(5)$
$R_1$	1	1	1	1	1
$R_2$	1	0	1	0	1
$R_3F$	1	0	1	1	1
$R_4F$	1	0	1	1	1

The faithful irreps  $R_3F$  and  $R_4F$  are associated with pitchfork bifurcations.

$S_4$

	1a	2a	2b	3a	4a	axial subgroups
size	1	3	6	8	6	
2P	1a	1a	1a	3a	2a	
3P	1a	2a	2b	1a	4a	
$R_1$	1	1	1	1	1	$S_4$
$R_2$	1	1	-1	1	-1	$A_4(2)$
$R_3$	2	2	0	-1	0	$D_4$
$R_4F$	3	-1	-1	0	1	$C_2(2), C_3(2), C_4(2)$
$R_5F$	3	-1	1	0	-1	$C_2^2(2), D_3$

	$I(2)$	$I(3)$	$I(4)$	$I(5)$	$I(6)$
$R_1$	1	1	1	1	1
$R_2$	1	0	1	0	1
$R_3$	1	1	1	1	2
$R_4F$	1	0	2	0	3
$R_5F$	1	1	2	1	3

	$E(1)$	$E(2)$	$E(3)$	$E(4)$	$E(5)$
$R_1$	1	1	1	1	1
$R_2$	1	0	1	0	1
$R_3$	1	1	1	2	2
$R_4F$	1	0	2	1	4
$R_5F$	1	1	2	2	4

The faithful irreps  $R_4F$  is associated with a pitchfork bifurcation, the faithful irrep  $R_5$  with a transcritical bifurcation.

$A_4$

	1a	2a	3a	3b	axial subgroups
size	1	3	4	4	
2P	1a	1a	3b	3a	
3P	1a	2a	1a	1a	
$R_1$	1	1	1	1	$A_4$
$R_2$	1	1	$e^{4\pi i/3}$	$e^{2\pi i/3}$	$C_2^2(3)$
$R_3$	1	1	$e^{2\pi i/3}$	$e^{4\pi i/3}$	$C_2^2(3)$
$R_4F$	3	-1	0	0	$C_2(2), C_3$

	$I(2)$	$I(3)$	$I(4)$	$I(5)$	$I(6)$
$R_1$	1	1	1	1	1
$R_2$	0	1	0	0	1
$R_3$	0	1	0	0	1
$R_4F$	1	1	2	1	4

	$E(1)$	$E(2)$	$E(3)$	$E(4)$	$E(5)$
$R_1$	1	1	1	1	1
$R_2$	0	1	0	0	1
$R_3$	0	1	0	0	1
$R_4F$	1	1	3	3	6

The faithful irrep  $R_4F$  is associated with a transcritical bifurcation.



$$C_5 \rtimes C_4$$

	1a	2a	4a	4b	5a	axial subgroups
size	1	5	5	5	4	
2P	1a	1a	2a	2a	5a	
3P	1a	2a	4b	4a	5a	
5P	1a	2a	4a	4b	1a	
$R_1$	1	1	1	1	1	$C_5 \rtimes C_4$
$R_2$	1	1	-1	-1	1	$D_5(2)$
$R_3$	1	-1	-i	i	1	$C_5(4)$
$R_4$	1	-1	i	-i	1	$C_5(4)$
$R_5F$	4	0	0	0	-1	$C_4$

	$I(2)$	$I(3)$	$I(4)$	$I(5)$	$I(6)$
$R_1$	1	1	1	1	1
$R_2$	1	0	1	0	1
$R_3$	0	0	1	0	0
$R_4$	0	0	1	0	0
$R_5F$	1	1	3	3	5

	$E(1)$	$E(2)$	$E(3)$	$E(4)$	$E(5)$
$R_1$	1	1	1	1	1
$R_2$	1	0	1	0	1
$R_3$	0	0	1	0	0
$R_4$	0	0	1	0	0
$R_5F$	1	2	4	7	11

The faithful irrep  $R_5F$  is associated with a transcritical bifurcation.

$$C_3^2 \rtimes C_4$$

	1a	2a	3a	3b	4a	4b	axial subgroups
size	1	9	4	4	9	9	
2P	1a	1a	3a	3b	2a	2a	
3P	1a	2a	1a	1a	4b	4a	
$R_1$	1	1	1	1	1	1	$C_3^2 \rtimes C_4$
$R_2$	1	1	1	1	-1	-1	$C_3^2 \rtimes C_2(2)$
$R_3$	1	-1	1	1	-i	i	$C_3 \times C_3(4)$
$R_4$	1	-1	1	1	i	-i	$C_3 \times C_3(4)$
$R_5F$	4	0	1	-2	0	0	$C_4, D_3$
$R_6F$	4	0	-2	1	0	0	$C_4, D_3$

	$I(2)$	$I(3)$	$I(4)$	$I(5)$	$I(6)$
$R_1$	1	1	1	1	1
$R_2$	1	0	1	0	1
$R_3$	0	0	1	0	0
$R_4$	0	0	1	0	0
$R_5F$	1	1	2	2	4
$R_6F$	1	1	2	2	4

	$E(1)$	$E(2)$	$E(3)$	$E(4)$	$E(5)$
$R_1$	1	1	1	1	1
$R_2$	1	0	1	0	1
$R_3$	0	0	1	0	0
$R_4$	0	0	1	0	0
$R_5F$	1	1	2	5	6
$R_6F$	1	1	2	5	6

The faithful irreps  $R_5F$  and  $R_6F$  are both associated with transcritical bifurcations.

$$C_3^2 \rtimes D_4$$

	1a	2a	2b	2c	3a	3b	4a	6a	6b	axial subgroups
size	1	6	6	9	4	4	18	12	12	
2P	1a	1a	1a	1a	3a	3b	2c	3a	3b	
3P	1a	2a	2b	2c	1a	1a	4a	2a	2b	
5P	1a	2a	2b	2c	3a	3b	4a	6a	6b	
$R_1$	1	1	1	1	1	1	1	1	1	$C_3^2 \rtimes D_4$
$R_2$	1	-1	-1	1	1	1	1	-1	-1	$C_3^2 \rtimes C_4(2)$
$R_3$	1	-1	1	1	1	1	-1	-1	1	$D_3^2(2)$
$R_4$	1	1	-1	1	1	1	-1	1	-1	$D_3^2(2)$
$R_5$	2	0	0	-2	2	2	0	0	0	$C_3 \times D_3(2), C_3 \times D_3(2)$
$R_6F$	4	-2	0	0	1	-2	0	1	0	$C_2^2(2), C_4(2), D_3(2), C_6(2)$
$R_7F$	4	0	-2	0	-2	1	0	0	1	$C_2^2(2), C_4(2), D_3(2), C_6(2)$
$R_8F$	4	0	2	0	-2	1	0	0	-1	$D_4, D_6$
$R_9F$	4	2	0	0	1	-2	0	-1	0	$D_4, D_6$

	$I(2)$	$I(3)$	$I(4)$	$I(5)$	$I(6)$
$R_1$	1	1	1	1	1
$R_2$	1	0	1	0	1
$R_3$	1	0	1	0	1
$R_4$	1	0	1	0	1
$R_5$	1	0	2	0	2
$R_6F$	1	0	2	0	4
$R_7F$	1	0	2	0	4
$R_8F$	1	1	2	2	4
$R_9F$	1	1	2	2	4

	$E(1)$	$E(2)$	$E(3)$	$E(4)$	$E(5)$
$R_1$	1	1	1	1	1
$R_2$	1	0	1	0	1
$R_3$	1	0	1	0	1
$R_4$	1	0	1	0	1
$R_5$	1	0	2	0	3
$R_6F$	1	0	2	1	5
$R_7F$	1	0	2	1	5
$R_8F$	1	1	2	4	5
$R_9F$	1	1	2	4	5

The faithful irreps  $R_6F$  and  $R_7F$  are associated with pitchfork bifurcations, the irreps  $R_7F$  and  $R_8F$  with transcritical bifurcations.