

# Search for shower's duplicates at the IAU MDC.

## Methods and general results.

T.J. Jopek<sup>1</sup>, L. Neslušan<sup>2</sup>, R. Rudawska<sup>3,4</sup>, and M. Hajduková<sup>5</sup>

<sup>1</sup> Astronomical Observatory Institute, Faculty of Physics, A.M. University, Poznań, Poland, e-mail: jopek@amu.edu.pl

<sup>2</sup> Astronomical Institute, Slovak Academy of Sciences, Tatranska Lomnica, Slovakia, e-mail: ne@ta3.sk

<sup>3</sup> RHEA Group, Noordwijk, The Netherlands,

<sup>4</sup> ESA ESTEC, Noordwijk, The Netherlands, e-mail: Regina.Rudawska@ext.esa.int

<sup>5</sup> Astronomical Institute, Slovak Academy of Sciences, Bratislava, Slovakia, e-mail: Maria.Hajdukova@savba.sk

Received November 20, 2023; accepted 202?-??

### ABSTRACT

**Context.** The meteor shower database of the IAU Meteor Data Center (MDC) is used by the whole community of meteor astronomers. Observers submit both new and known meteor shower parameters to the MDC. It may happen that a new observation of an already known meteor shower is submitted as a discovery of a new shower. Then, a duplicate shower appears in the MDC. On the other hand, the observers may provide data which, in their opinion, is another set of parameters of an already existing shower. However, if this is not true, we can talk about a shower that is a false-duplicate of a known meteor shower.

The MDC database contains such duplicates and false-duplicates, so it is desirable to detect them among the streams already in the database and those delivered to the database as new streams.

**Aims.** We aim to develop a method for objective detection of duplicates among meteor showers and apply it to the MDC. The method will also enable us to verify whether various sets of parameters of the same shower are compatible and, thus, reveal the false-duplicates.

**Methods.** We suggest two methods based on cluster analyses and two similarity functions among geocentric and heliocentric shower parameters collected in the MDC.

**Results.** A number of results of varying significance were obtained. Seven new showers represented by two or more parameter sets were discovered. 30 times there was full agreement between our results and those reported in the MDC database. 20 times the same duplicates as given in the MDC, were found only by one method. We found 34 multi-solution showers for which the number of the same duplicates found by both method is close to the corresponding number in the MDC database. However for 56 multi-solution showers listed in the MDC no duplicates were found by any of the applied methods.

**Conclusions.** The obtained results confirmed the effectiveness of the proposed approach of identifying duplicates. We have shown that in order to detect and verify duplicate meteor showers, it is possible to apply the objective proposal instead of the subjective approach used so far. We consider the identification of 87 problematic cases in the MDC database, among which at least some duplicates were misclassified, to be a particularly important result. The correction of these cases will significantly improve the content of the MDC database.

**Key words.** catalogs – methods: data analysis – meteorites, meteors, meteoroids

## 1. Introduction

In the case of asteroids (comets), it sometimes happens that observations of a new object, after some time, are linked to its observations made in the past. Thus, the 'new' object turned out to be an object already known. In meteor astronomy, we do not know this kind of cases. In fact, meteoroids falling into the Earth's atmosphere are crushed and in the form of dust, and sometimes larger fragments fall onto the Earth's surface.<sup>1</sup>

But in case of the meteoroid streams, we are dealing with an analogy called — duplicates. In particular, we intend to deal with the duplicate showers in the IAU MDC

database. This database also includes showers whose average parameters were determined by two or more author teams. Hereafter, we refer to each set of the mean parameters, published by one author team, as a "solution". Hence, in the remainder of this article, if we have more than one solution for a given shower in the MDC database, we will use the term multi-solution shower (MSS) and we refer to each of such solutions as "duplicates". Otherwise, we will refer to a single-solution shower (SSS).

When the MDC list was created, no general criteria were adopted to distinguish whether a newly found solution is another solution of already existing shower or if it is the first solution of new shower; the individual author teams proceeded according to their own approaches, but evidently used different criteria.

<sup>1</sup> However, there are exceptions — the occurrence of an Earth-grazing fireball, a very bright meteoroid that enters Earth's atmosphere and leaves again, see e.g. Spurný et al. (1991).

However, an MSS solution might have been incorrectly assigned in the MDC and is a stand-alone shower, i.e. not a duplicate of the shower in question. Such a solution is called a “false duplicate”.

The duplicate showers we are searching for (the redundant showers in the MDC) are showers which were submitted as new, autonomous showers to the MDC, but, actually, are other solutions of previously submitted showers. To each such solution, it is also referred to as a “duplicate”. Hence, a duplicate can be a redundant old (already existing in the database) or new (just supplied to the database) solution of a given shower. And it is something obvious that a correct list of showers in the MDC should not contain MSS that consist of false duplicates.

If an autonomous shower is found to be a duplicate of another shower, its solution will be appended to that shower and the autonomous shower will be moved to the List of Removed Showers. Of course, it is possible that some MSS solutions will be found to be duplicates of other showers and the rest of the MSS solutions will remain as duplicates of the original showers. In that case, the original shower will be retained, but with fewer solutions.

Within the MDC shower database, one can now find solutions that have been both correctly and incorrectly classified. To provide a clearer understanding of the terms used, we present a summary of them.

The correctly classified solutions are:

- (i) *an autonomous solution of an SSS*,
- (ii) *a duplicate solution within an MSS* (or, simply, a duplicate).

The solutions that were classified incorrectly and need to be re-classified are:

- (iii) *a false duplicate solution* — a solution incorrectly classified as a duplicate solution of an MSS; after correction, it will be re-classified as a new SSS or as another solution of a different MSS,
- (iv) *a false autonomous solution* — after correction, it will be re-classified as a duplicate solution of a different MSS.

In order to determine whether we are dealing with duplicate meteor showers, the methods developed to identify comets and asteroids observed in successive apparitions are proving ineffective. The main obstacle are the single-apparition nature of the meteor phenomenon and the markedly lower precision of its observation.

Moreover, the geocentric and heliocentric parameters of the repeatedly observed meteoroid stream can differ significantly. The different observational techniques and weather conditions can cause that independent observers detect the meteors of different size distributions and/or in the different periods of the shower’s activity. As result, the new and old mean characteristics of a given shower can be quite different.

Hence, the question whether we are dealing with a duplicate of a shower or not is not trivial. One can find several publications mentioning the occurrence of similar showers (shower’s duplicates in our terminology) in the MDC database, e.g.: Holman & Jenniskens (2012); Andreić et al. (2014); Koukal (2017); Koseki (2020). Usually, authors provide a list of pairs that they consider to be similar showers, and recommend removing the shower in question from the database and introducing it as another solution to an already known shower, (e.g. Holman & Jenniskens 2012).

To date, however, the identification of a duplicate meteor shower and the associated recommendation have been based on more or less subjective considerations. Therefore, our work has focused on developing of an objective method for detecting duplicates among meteor showers in the MDC database. Two approaches were used: the method based on orbital similarity and the method developed by us called “maximum- $\sigma$ ” criterion based on direct comparison of selected geocentric and heliocentric shower parameters.

## 2. Meteor shower data used

As to December 2022, the MDC database contained data of 920 meteor showers, represented by 1385 solutions. For 252 showers, two or more solutions are available. The meteor data available from the MDC are not uniform, varying in the completeness of the averaged shower data. For all showers, the obligatory parameters are: the moment of activity, expressed by the ecliptic longitude of the Sun at the time the shower observation, the geocentric equatorial coordinates of its radiant and the corresponding geocentric velocity. But for many showers the corresponding averaged values of the orbital elements are also given. And for a relatively small number of showers, individual shower member data are available alongside the averaged data.

Hence, in order to make a full comparison of the results obtained in this study, we were limited to a subset of the MDC data allowing the application of each method used. We utilized only the data from the ‘List of Established Showers’ and the ‘Working List’. 195 solutions on these lists were rejected either due to incomplete orbital data or because the orbital eccentricities corresponded to open orbits. We assume that interstellar meteoroid stream solutions are not real and are the result of measurement uncertainties (Hajduková & Kornoš 2020). Additional 8 solutions were removed due to incorrect values of some parameters, e.g. orbital inclinations exceeding 180 degrees or because of a clear inconsistency between geocentric and heliocentric parameters. This inconsistency is due to the fact that, although orbits with eccentricities  $e \geq 1$  were removed from our MDC sample, for some meteoroids the values of the Öpik  $U$  and  $\theta$  variables (see Öpik 1976; Valsecchi et al. 1999), calculated on the basis of the geocentric parameters clearly fall in the region corresponding to open orbits, see Figure 1. The Öpik variables,  $U$  (in the units of the Earth’s velocity) and  $\theta$  are defined in an instantaneous geocentric reference frame, and correspond to the geocentric velocity of the meteoroid when encountering the Earth, and to the angular elongation of the meteoroid geocentric radiant from the Earth’ apex, respectively. The values of the  $\theta$  and  $U$  variables shown in Figure 1 were calculated using the geocentric coordinates of the radiant and the speed of the meteoroids using the formulas given in Jopek et al. (1999b).

In the selected MDC dataset, 835 showers are represented by 1182 meteor-shower solutions, since the parameters of many showers were determined by more than one author team. 185 showers are represented by more than one solution. There are 532 solutions (45.0% of the total sample examined) which belong to these 185 MSS. However, it has to be taken into account that we have no assurance that the grouping of the solutions in the MDC is, in all the listed showers, correct, since no objective method was available to detect the duplicates. Table 1 provides more details on

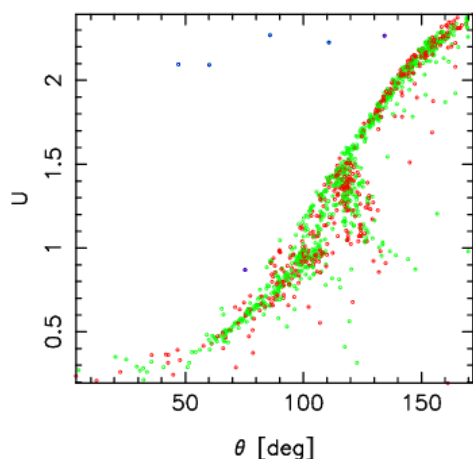
**Table 1.** Single- and multi-solution showers in the used subset of 1182 meteor shower data. The values given in the table are for a sample of data taken from the MDC shower database in December 2022.

Showers with one solution only	650
Showers with more than one solution	185
Showers with two solution	106
Showers with three solutions	44
Showers with four solutions	13
Showers with five solutions	12
Showers with six solutions	4
Showers with seven solutions	2
Showers with eight solutions	1
Showers with nine solutions	1
Showers with ten solutions	1
Showers with eleven solutions	1
Showers with more than eleven solutions	0

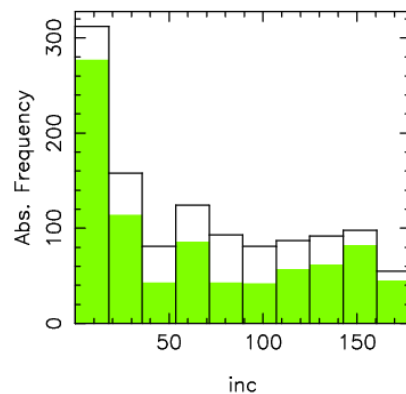
the MSS that occur in the surveyed sample of 1182 meteor shower solutions.

Similarly to the individual meteoroid orbits, the density of meteor showers in near-ecliptical orbits is clearly higher, so we decided (following the idea given by Galligan (2001)) to split the sample of 1182 shower solutions into two partitions. As can be seen in Figure 2, the area containing orbits with small inclinations significantly dominates the study sample. It also contains many orbits with perihelion distances greater than 0.9 [au]. Partition one (P1) contained 498 shower solutions with orbits with inclinations in the range 0–40 [deg], partition P2 684 other shower solutions. In the remainder of this paper, we will refer to these subsets of showers as P1- and P2- components, respectively.

Table 2 and 3 gives a full list of P1- and P2- MSS (86 and 99, respectively) that were provided in the MDC database. The minimum number of solutions (duplicates) is, of course, 2, with a maximum of 11 solutions for the Southern Tau-



**Fig. 1.** Diagram of Öpik's variables  $U$  (in the units of the Earth's velocity) and  $\theta$  for meteor data from the MDC database. Red colour indicates points for which ecliptic latitude  $|\beta| < 10$  [deg]. Blue colour indicates points for which the geocentric data are not consistent with the heliocentric data. These points lie in the area corresponding to open orbits.



**Fig. 2.** Histogram of the inclination 'inc' of 1182 orbits of the meteor showers used in our study. The green color depicts the orbits for which  $q > 0.9$  au. Orbits with small inclination and high perihelion distances dominate the sample of 1182 meteor showers listed in the MDC on Dec. 16, 2022.

rids shower (02/STA).<sup>2</sup> SSS showers are not listed in the Tables 2 and 3.

In the following sections, we describe methodology and the results of the study, which aimed to find new MSS and to assess whether the MSS listed in Table 2, Table 3 contains duplicates correctly classified.

In Tables 2, 3, we introduced  $DH_{Min}$  and  $\langle DH \rangle$  columns. The  $DH_{Min}$  column contains the smallest threshold values of orbital similarity corresponding to the DH-function (Jopek 1993a), with which all members (all duplicates) of the MSS given in Tables 2, 3, can be identified by cluster analysis using the single linking method. The  $\langle DH \rangle$  column gives the arithmetic mean of the DH orbital similarity values calculated for all pairs of the given MSS. These values are related to the compactness of the MSS in question.

From a cursory analysis of the contents of the  $DH_{Min}$  column, it is easy to see that for a many of MSS consisted of only two duplicates, we are most likely dealing with cases of false duplicates. Using formulas (21) and (22) given in Table 9 in the Jopek & Bronikowska (2017), the plausible threshold values of orbital similarity for pairs of orbits taken from a set of 600 orbits are 0.022-0.025. In contrast, in Table 2 and 3 we see that for many MSS with only two duplicates the  $DH_{Min}$  values are much larger. This observation justifies the revision we have undertaken of the MDC meteor base in terms of the MSS contained therein. Verification and search for duplicates is an important topic, abandoning such research leaves us with artifacts in the MDC database.

### 3. Methodology for finding duplicates in the MDC

A disadvantage of the approaches applied in this study is that we most often have to use individually averaged values of shower parameters. It means that the multidimensional averaging problem was substituted by a series of one dimensional problems. It is well known (see Jopek 1986; Voloshchuk 1999; Voloshchuk & Kashcheev 1999; Williams 2001; Jopek et al. 2006, 2010b) that individual averaging

<sup>2</sup> All showers we used were named using the old rules of naming and coding meteoroid streams valid until August 2022, see Jopek et al. (2023).

**Table 2.** A list of 86 showers from partition P1- represented in the MDC by multiple solutions. The individual columns give the MDC codes designation of the shower;  $N$  — number of solutions found in the MDC for this group, following the convention adopted in the MDC, twin showers are listed as separate streams, e.g. 008/ORI and 031/ETA;  $DH_{Min}$  — the smallest orbital similarity threshold required to identify all members of the MSS's provided in the MDC;  $\langle DH \rangle$  — the arithmetic mean value of the DH-function among all members of the MSS.

No	Shower Code	$N$	$DH_{Min}$	$\langle DH \rangle$	No	Shower Code	$N$	$DH_{Min}$	$\langle DH \rangle$
1	0001/00/CAP	9	0.062	0.048	51	0197/00/AUD	2	0.316	0.316
2	0002/00/STA	11	0.182	0.205	52	0199/00/ADC	2	0.107	0.107
3	0003/00/SIA	2	0.065	0.065	53	0202/00/ZCA	2	0.434	0.434
4	0004/00/GEM	5	0.020	0.022	54	0212/01/KLE	3	0.303	0.221
5	0005/00/SDA	8	0.078	0.097	55	0215/00/NPI	4	0.170	0.138
6	0009/00/DRA	4	0.186	0.126	56	0216/00/SPI	5	0.460	0.255
7	0011/00/EVI	3	0.322	0.284	57	0219/00/SAR	4	0.373	0.398
8	0012/00/KCG	4	0.117	0.114	58	0220/00/NDR	2	0.144	0.144
9	0017/00/NTA	10	0.240	0.157	59	0221/00/DSX	5	0.115	0.082
10	0018/00/AND	3	0.044	0.048	60	0233/00/OCC	2	0.160	0.160
11	0019/00/MON	5	0.044	0.047	61	0250/00/NOO	3	0.053	0.066
12	0021/00/AVB	3	0.124	0.097	62	0253/00/CMI	2	0.347	0.347
13	0025/00/NOA	2	0.210	0.210	63	0254/00/PHO	2	0.199	0.199
14	0026/00/NDA	7	0.131	0.106	64	0256/00/ORN	4	0.201	0.192
15	0028/00/SOA	2	0.113	0.113	65	0257/00/ORS	5	0.123	0.161
16	0033/00/NIA	5	0.158	0.144	66	0338/01/OER	2	0.023	0.023
17	0047/00/DLI	2	0.096	0.096	67	0343/02/HVI	6	0.103	0.050
18	0061/00/TAH	2	0.071	0.071	68	0388/00/CTA	3	0.127	0.133
19	0069/00/SSG	3	0.214	0.168	69	0390/00/THA	2	0.135	0.135
20	0076/00/KAQ	2	0.142	0.142	70	0446/00/DPC	2	0.010	0.010
21	0088/00/ODR	2	0.362	0.362	71	0451/00/CAM	3	0.107	0.086
22	0096/01/NCC	6	0.162	0.147	72	0456/00/MPS	4	0.041	0.042
23	0097/00/SCC	4	0.218	0.207	73	0459/00/JEO	3	0.050	0.041
24	0100/00/XSA	2	0.209	0.209	74	0460/00/LOP	3	0.044	0.052
25	0112/01/NDL	2	0.070	0.070	75	0464/00/KLY	3	0.030	0.031
26	0113/00/SDL	2	0.172	0.172	76	0470/00/AMD	3	0.075	0.065
27	0115/00/DCS	5	0.257	0.264	77	0486/00/NZP	2	0.041	0.041
28	0121/00/NHY	3	0.269	0.253	78	0490/00/DGE	2	0.149	0.149
29	0124/00/SVI	2	0.226	0.226	79	0505/00/AIC	3	0.117	0.090
30	0127/00/MCA	2	0.041	0.041	80	0525/00/ICY	2	0.031	0.031
31	0128/00/MKA	2	0.315	0.315	81	0538/00/FFA	2	0.092	0.092
32	0133/00/PUM	2	0.139	0.139	82	0644/00/JLL	2	0.256	0.256
33	0144/00/APS	3	0.094	0.072	83	0651/00/OAV	2	0.096	0.096
34	0150/01/SOP	2	0.343	0.343	84	0709/00/LCM	2	0.142	0.142
35	0152/00/NOC	4	0.644	0.447	85	0757/00/CCY	4	0.035	0.033
36	0153/00/OCE	3	0.081	0.074	86	1046/00/PIS	2	0.078	0.078
37	0154/00/DEA	2	0.178	0.178					
38	0155/00/NMA	2	0.160	0.160					
39	0156/00/SMA	3	0.362	0.305					
40	0164/00/NZC	5	0.225	0.151					
41	0165/01/SZC	3	0.510	0.376					
42	0167/00/NSS	2	0.341	0.341					
43	0170/00/JBO	2	0.220	0.220					
44	0171/00/ARI	5	0.090	0.088					
45	0172/00/ZPE	4	0.075	0.096					
46	0173/00/BTA	4	0.191	0.194					
47	0179/00/SCA	2	0.234	0.234					
48	0186/00/EUM	2	0.194	0.194					
49	0188/00/XRI	3	0.534	0.496					
50	0189/00/DMC	2	0.454	0.454					

can introduce some level of inconsistency between the geocentric and heliocentric parameters, and even between the heliocentric parameters themselves. For example the individually averaged orbital elements  $q$ ,  $a$ ,  $e$  may not necessarily satisfy the known formula  $q = a(1 - e)$ . The same problem occurs when the medians of the meteoroid stream parameters are used.

In our reduced sample of 1182 meteor shower data, for each shower averaged geocentric and corresponding heliocentric parameters are given. Assuming that the impact of individual averaging of meteoroid parameters is not a significant obstacle to our idea, using these parameters, a search for duplicates among the MDC shower data can be done in a manner analogous to the search for streams among orbits of individual meteoroids. For this purpose, it is sufficient to use the cluster analysis methods, which have been used for years in a search for meteoroid streams, with the difference that, this time, the identification of groups in the

MDC will be made among the mean radiant or orbital elements or their combinations. As a result, the groups (MSS) thus identified will consist of duplicates (the shower multi-solutions) we are looking for.

We performed several cluster analyses among 494 solutions in the P1 partition, and among 688 solutions collected in the P2 partition. We decided to search the two partitions separately so that the cluster analysis would be performed with threshold values of orbital similarity determined for each partition separately. This solution reduced the unfavourable influence coming from the domination of orbits with relatively small inclinations to the ecliptic in the studied sample of 1182 showers.

We used a single linkage method (a variant of the general hierarchical cluster analysis method) successfully used by a number of authors for the meteoroid stream identification or searching for grouping among the asteroids: Southworth & Hawkins (1963); Lindblad (1971);

**Table 3.** A list of 99 showers represented in the MDC, partition P2- by multiple solutions. See description of columns in Table 2.

No	Shower Code	$N$	$DH_{Min}$	$\langle DH \rangle$	No	Shower Code	$N$	$DH_{Min}$	$\langle DH \rangle$
1	0006/00/LYR	6	0.045	0.041	51	0404/00/GUM	3	0.132	0.097
2	0007/00/PER	3	0.011	0.010	52	0428/00/DSV	2	0.067	0.067
3	0008/00/ORI	5	0.062	0.049	53	0429/00/ACB	3	0.041	0.048
4	0010/00/QUA	6	0.050	0.050	54	0431/00/JIP	2	0.062	0.062
5	0013/00/LEO	7	0.158	0.129	55	0439/00/ASX	2	0.077	0.077
6	0015/03/URS	3	0.149	0.118	56	0444/00/ZCS	2	0.045	0.045
7	0016/00/HYD	3	0.095	0.106	57	0450/00/AED	2	0.061	0.061
8	0020/04/COM	3	0.259	0.207	58	0458/00/JEC	3	0.081	0.086
9	0022/00/LMI	2	0.037	0.037	59	0465/00/AXC	3	0.064	0.083
10	0023/00/EGE	2	0.099	0.099	60	0466/01/AOC	2	0.086	0.086
11	0031/00/ETA	5	0.109	0.104	61	0479/00/SOO	3	0.072	0.065
12	0032/00/DLM	2	0.321	0.321	62	0480/00/TCA	3	0.066	0.056
13	0040/00/ZCY	2	0.259	0.259	63	0481/00/OML	3	0.031	0.026
14	0093/00/VEL	2	0.412	0.412	64	0488/00/NSU	2	0.041	0.041
15	0105/00/OCN	2	0.134	0.134	65	0491/00/DCC	2	0.093	0.093
16	0106/00/API	2	0.329	0.329	66	0494/00/DEL	2	0.028	0.028
17	0107/00/DCH	3	0.358	0.388	67	0497/01/DAB	2	0.048	0.048
18	0108/00/BTU	2	0.344	0.344	68	0498/00/DMH	2	0.096	0.096
19	0110/00/AAN	5	0.109	0.094	69	0500/00/JPV	3	0.114	0.105
20	0118/00/GNO	2	0.798	0.798	70	0502/00/DRV	3	0.042	0.039
21	0151/00/EAU	2	0.155	0.155	71	0506/00/FEV	2	0.055	0.055
22	0175/02/JPE	4	0.103	0.094	72	0507/00/UAN	2	0.326	0.326
23	0183/00/PAU	3	0.294	0.312	73	0510/00/JRC	2	0.068	0.068
24	0184/02/GDR	2	0.006	0.006	74	0512/00/RPU	2	0.370	0.370
25	0187/00/PCA	3	0.314	0.280	75	0519/00/BAQ	2	0.041	0.041
26	0191/00/ERI	2	0.049	0.049	76	0520/00/MBC	2	0.041	0.041
27	0319/00/JLE	3	0.143	0.122	77	0523/00/AGC	2	0.030	0.029
28	0320/00/OSE	2	0.281	0.280	78	0526/00/SLD	3	0.032	0.033
29	0321/00/TCB	2	0.089	0.089	79	0529/00/EHY	3	0.041	0.046
30	0322/00/LBO	2	0.072	0.072	80	0530/01/ECV	2	0.069	0.069
31	0323/00/XCB	4	0.100	0.120	81	0531/00/GAQ	3	0.253	0.238
32	0324/00/EPR	2	0.250	0.250	82	0533/00/JXA	3	0.037	0.040
33	0326/00/EPG	2	0.175	0.175	83	0537/00/KAU	2	0.141	0.141
34	0327/00/BEQ	2	0.377	0.377	84	0545/00/XCA	2	0.135	0.135
35	0330/00/SSE	3	0.157	0.121	85	0549/00/FAN	2	0.105	0.105
36	0331/00/AHY	3	0.050	0.045	86	0552/00/PSO	2	0.250	0.250
37	0333/00/OCU	2	0.100	0.100	87	0555/00/OCP	2	0.282	0.282
38	0334/01/DAD	2	0.110	0.110	88	0558/00/TSM	2	0.076	0.076
39	0337/02/NUE	2	0.221	0.221	89	0563/00/DOU	2	0.030	0.030
40	0340/01/TPY	2	0.008	0.008	90	0567/00/XHY	2	0.069	0.069
41	0341/02/XUM	2	0.025	0.025	91	0569/00/OHY	2	0.082	0.082
42	0346/01/XHE	3	0.057	0.052	92	0570/00/FBH	2	0.024	0.024
43	0347/00/BPG	2	0.230	0.230	93	0574/00/GMA	2	0.480	0.480
44	0348/00/ARC	2	0.096	0.096	94	0746/00/EVE	2	0.085	0.085
45	0362/00/JMC	2	0.125	0.125	95	0842/00/CRN	2	0.130	0.130
46	0372/00/PPS	2	0.350	0.350	96	1044/00/EPU	2	0.034	0.034
47	0386/00/OBC	2	0.266	0.266	97	1048/00/JAS	2	0.150	0.150
48	0392/00/NID	2	0.317	0.317	98	1049/00/DIU	3	0.147	0.143
49	0394/00/ACA	2	0.070	0.070	99	1106/00/GAD	2	0.069	0.069
50	0398/00/DCM	2	0.203	0.203					

Zappala et al. (1990); Lindblad (1992); Jopek (1993b); Zappala et al. (1994); Zappalà et al. (1995); Jopek et al. (1999a, 2003, 2010a); Jopek (2020).

### 3.1. Method-I — cluster analysis among the orbital data

Our first approach, (method-I), takes advantage of the orbital similarity of meteoroids, calculated by the D-function; in the cluster analysis, the single linking method was used, (see Southworth & Hawkins 1963; Jopek & Froeschle 1997). The orbital D-distances were calculated by the orbital similarity function  $DH$  described in Jopek (1993a); Williams et al. (2019). The orbital similarity thresholds were found separately for groups of  $M=2, 3, 4, 5, \dots$  members; threshold for  $M = 10$  was applied for all groups for which  $M > 10$ . All thresholds corresponded to a low probability (less than 1 per cent) of chance grouping. Threshold values were calculated using the method presented in Jopek (2020); for both P1- and P2- partitions they are listed in Table 4.

In the cluster analysis, we restricted the individual thresholds to the maximum value corresponding to  $M = 10$ .

Such a decision is justified by the fact that only one of the MSS in Table 1 contain more than 10 duplicates, and our preliminary calculations showed that the threshold values of orbital similarity for the  $DH$  function determined for  $M > 10$  were too large and led to results that were difficult to interpret. This may have to do with the limitations of the statistical approach for estimating threshold values as mentioned in the Jopek et al. (2003) paper. As a reminder, the orbital similarity thresholds used in method-I are only applicable in the cluster analysis performed by the single linking method. Of course, this does not apply to groups with only two members. The threshold values given in Table 4 corresponding to  $M = 2$  do not depend on the choice of cluster analysis algorithm.

We note that method to identify the duplicates will probably have to include a cluster analysis e.g. linking procedure (single or other linking), since a linking of more than two solutions may occur non-trivial. Let us consider, for example, three solutions, A, B, and C. With the help of a method, we find that B is the duplicate of A, therefore the solution B should be one of the solutions of shower solution A is belonging to. Further, we find that C is the duplicate of

**Table 4.** The orbital  $DH$  similarity thresholds and their uncertainties applied in the search for duplicates among MDC shower data. On the left, threshold values for 498 orbits (P1- partition), on the right for 684 orbits, (P2-partition). The thresholds correspond to the reliability level  $> 99\%$  for each group of  $M$  members and the distance functions  $DH$ . The values provided in this table are closely related with the single-linkage method and the size of the MDC sample used in this study.

M	Partition 1		Partition 2	
	$DH \pm \sigma$	$0.001$	$DH \pm \sigma$	$0.001$
2	0.039	0.001	0.059	0.001
3	0.079	0.001	0.136	0.002
4	0.099	0.001	0.182	0.002
5	0.112	0.001	0.208	0.002
6	0.121	0.001	0.226	0.002
7	0.128	0.001	0.244	0.002
8	0.134	0.001	0.257	0.002
9	0.139	0.001	0.267	0.002
10	0.142	0.001	0.274	0.002

B, therefore solution C should be the solution of the same shower as B, i.e. the shower containing A. But, applying the method to pair A and C, we find that C is not a duplicate of A, therefore a controversy, that C should not be the solution of shower containing A, occurs. The single linking method can solve this problem.

### 3.2. Method-II — maximum-sigma approach

In the second method (method-II), we used the idea of similarity between two showers proposed by Koseki (2020). Koseki compared three shower parameters: the ecliptic coordinates of the shower radiant (the Sun-centered longitude and the radiant latitude) and the ecliptic longitude of the Sun at the time of shower activity. To assess the similarity of the two showers, Koseki calculated the differences between the relevant parameters and compared them with selected critical values. However, the author did not explain why he chose the critical values and not others, as well as he did not apply a cluster analysis to the whole data set, limiting his research to comparing each time only two showers. Which in our view is a very limited approach. Therefore, in this study, we decided to extend Koseki’s approach by comparing both geocentric and heliocentric shower parameters, as well as performing cluster analysis. Moreover, in our approach, we have justified the choice of such and not other critical values of differences of the compared quantities.

When we want to determine whether a shower solution is an autonomous or a duplicate, we should be able to justify the difference between the parameters of that shower and the others in the database. So, we examine a set of mean parameters and in case of an autonomous shower, we demand that the compared solutions must significantly differ at least in one of these parameters.

To evaluate whether the difference among two values of the meteor shower parameter is significant, we propose similar approach which was recently applied in cosmology to reason that the Hubble constant determined by two methods is actually different, (see e.g. Jones et al. 2020; Di Valentino et al. 2021; Perivolaropoulos & Skara 2021). Namely, the so-called three-sigma rule of thumb (or 3- $\sigma$  rule). In empirical science, this rule expresses a conventional heuristic that nearly all values lie within three standard deviations of the mean (Kazmier 2003). With respect

to meteor showers, it can therefore be argued that if the critical difference of two determinations of some shower’s parameter lies outside the  $\pm 3\text{-}\sigma$  interval, then the two meteor shower solutions being compared are not duplicates.

Unfortunately, the method based on the 3- $\sigma$  difference of a parameter can be used only for a small fraction of the meteor showers, since the determination errors of their parameters are unknown for majority solutions in the MDC database. This circumstance forces us to propose and use a less exact, but generally applicable method, which we refer, hereafter, as the “maximum- $\sigma$  method” and which is outlined below.

In December 2022, in addition to the shower average parameters, the MDC contained so-called LookUp Tables (see Hajduková et al. 2023) available for 127 showers. The contents of the LookUp Tables made it possible to calculate the standard deviations of the shower parameters of interest and, in a further step, to construct the cumulative distribution of these 1- $\sigma$  values. In Fig. 3, there are shown these distributions for eight shower’s parameters. Specifically, panels (a), (b), (c), (f)–(h) of the figure show the distributions of  $\sigma$  of the sun-centered ecliptic coordinates of mean radiant ( $\lambda_{sc}, \beta$ ), geocentric velocity ( $V_g$ ), argument of perihelion ( $\omega$ ), longitude of ascending node ( $\Omega$ ), and inclination ( $i$ ), respectively. In these distributions, the steep increase is followed by a quasi constant behaviour (a plateau). It means that an essential part of the considered showers has the 1- $\sigma$  value of given mean parameter within the interval delimited by the beginning of the plateau.

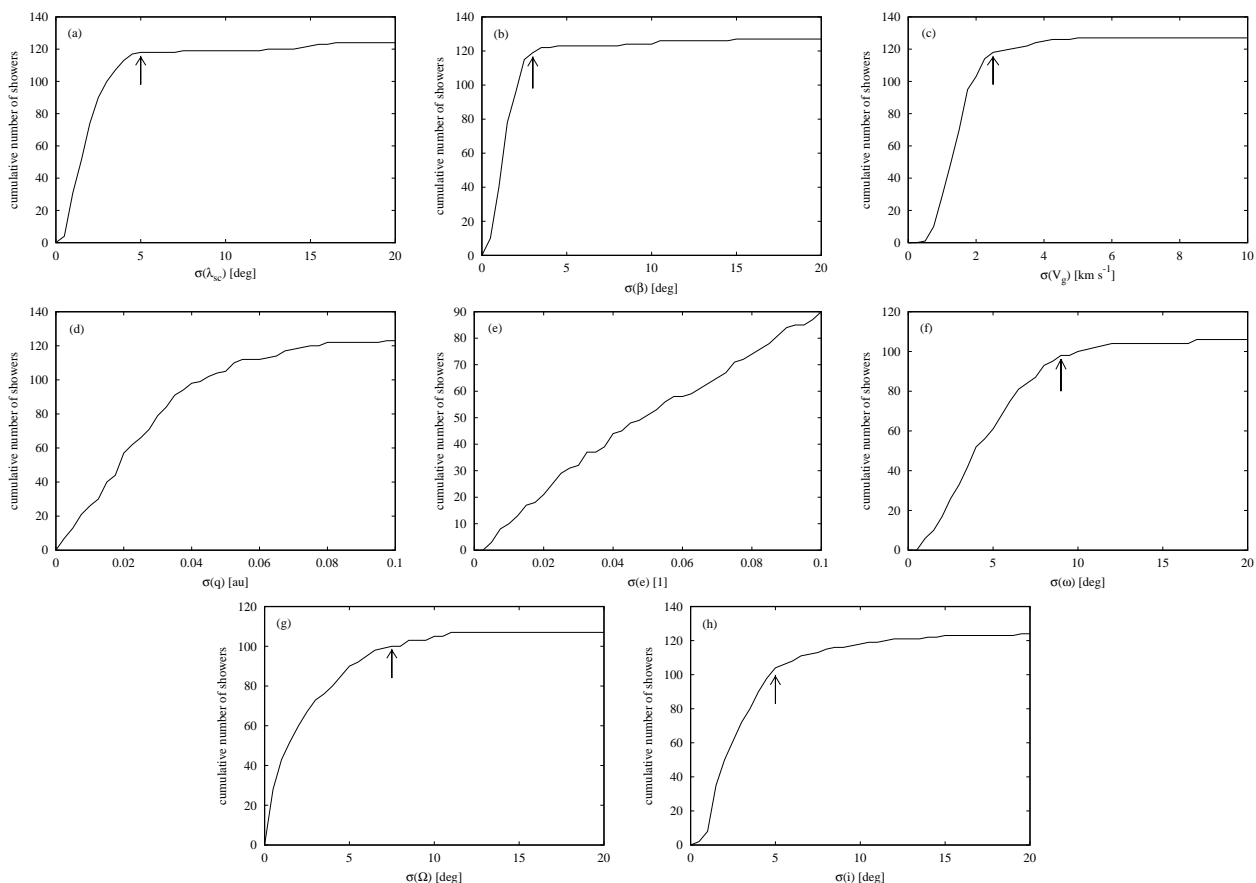
In more detail we found  $\sigma(\lambda_{sc}) = 5^\circ$ ,  $\sigma(\beta) = 3^\circ$ ,  $\sigma(V_g) = 2.5 \text{ km s}^{-1}$ ,  $\sigma(\omega) = 9^\circ$ ,  $\sigma(\Omega) = 7.5^\circ$ , and  $\sigma(i) = 5^\circ$ . These values can be regarded as “maximum  $\sigma$ ”. In Fig. 3, each maximum  $\sigma$  is indicated with an arrow. In the proposed method to find the duplicate solutions, the maximum  $\sigma$ , instead of  $3\sigma$ , is regarded as a critical difference of mean values of given parameter. If this difference is larger than maximum  $\sigma$  at least for one parameter, then the examined solutions are autonomous or false-positive. Otherwise these are the duplicate solutions.

In the cumulative distributions of the 1- $\sigma$ s of mean perihelion distance and eccentricity (Fig. 3d,e), there is no clear constant behaviour (maybe, we could consider  $\sigma(q) = 0.08 \text{ au}$  as the maximum deviation of  $q$ ; but this is relatively large value). These two parameters are therefore useless for our purpose and are therefore not taken into account.

Finally, we take into account the 1- $\sigma$ s of sun-centered ecliptic longitude, ecliptic latitude, geocentric velocity, argument of perihelion, longitude of ascending node, and inclination. Hence, we propose that two showers A and B are considered duplicates, if the following conditions apply:

$$\begin{aligned}
|(\lambda_{sc})_A - (\lambda_{sc})_B| &< \sigma(\lambda_{sc}) = 5^\circ \\
|\beta_A - \beta_B| &< \sigma(\beta) = 3^\circ \\
|V_{gA} - V_{gB}| &< \sigma(V_g) = 2.5 \text{ km s}^{-1} \\
|\omega_A - \omega_B| &< \sigma(\omega) = 9^\circ \\
|\Omega_A - \Omega_B| &< \sigma(\Omega) = 7.5^\circ \\
|i_A - i_B| &< \sigma(i) = 5^\circ
\end{aligned} \tag{1}$$

The maximum- $\sigma$  criterion (1) allows us to determine whether we are dealing with a duplicate or a false duplicate for a pair of solutions only. Therefore, in order to determine whether we are dealing with a group of duplicates of a given shower, it is necessary to apply criterion (1) in



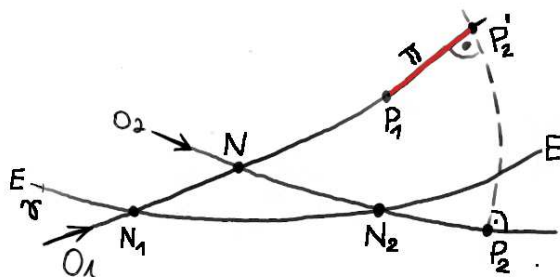
**Fig. 3.** Cumulative distributions of the standard deviations of eight mean parameters of the showers in the IAU MDC with the Lookup Tables available.

the cluster analysis. Analogous to method I, we used a cluster analysis algorithm based on a single linking procedure. In this approach, the inequalities (1) play an identical role to the  $D$ -function in cluster analysis among orbital data. As in method-I, cluster analyses was performed separately in P1- 494 orbits and P2- 688 orbits.

### 3.3. Method-I and method-II, important differences

The duplicate search methods used in this study are not equivalent to each other. In our opinion, this is an advantageous property, as it strengthens the reliability of convergent results obtained by these methods. Both methods use the same cluster analysis algorithm, but the way of evaluating the similarity of the parameters of two meteor showers is fundamentally different.

In the method-I, the heliocentric Keplerian elements of the orbits are compared. With the  $D_H$  function used, differences in eccentricities, perihelion distances, and inclinations of the orbits are measured. However, the difference in the orientation of the apsidal lines is calculated as the difference in the angular positions of the perihelion points measured from the common point of intersection of the two orbits. Figure 4 illustrates this issue. However, this means that in an automatic search by method-I, it will not always be possible to identify as separate groups the twin meteoroid streams or the northern and southern branches of the showers. Their separation will have to be done 'manually'. For example, we may encounter such situations in the case



**Fig. 4.** Illustration of the difference in the orientation of the apsidal lines in  $D_H$ -function.  $E$  — stands for ecliptic;  $O_1$  denotes the orbit of the northern branch of the meteoroid stream;  $O_2$  — the orbit of the southern branch of the meteoroid stream,  $N_1, N_2$  are ascending and descending nodes of the orbits where meteors have been observed;  $P_1, P_2$  denotes perihelion points of both orbit;  $N$  — common node of both orbit;  $\pi$  — in red, denotes the difference in the orientation of the apsidal lines of the two orbits, measured from the common node  $N$ .

of the Orionids and eta-Aquariids showers, or in the case of the Northern and Southern Taurids.

For the method-II, this kind of situation will not occur. The similarity of the showers is evaluated separately for each parameter, geocentric and heliocentric. We will return to this issue in later sections of our paper.

**Table 5.** Total number of multi-solution showers  $N_M$ , number and percentage of duplicates  $N_D$  off all MSS identified among 1182 showers in the MDC database by method-I and method-II. The last line lists the values of these figures based on the findings of the data providers to the MDC database.

	$N_M$	$N_D$	$N_D\%$
Method I	85	456	38.7
Method II	142	433	36.6
In MDC	185	532	45.0

#### 4. General results

General results are collected in Table 5.

Method-I. Using  $D_H$  function, among 1182 orbits jointly 85 MSS was found comprising 456 duplicates. Some MSS consisted of only 2 solutions, the largest consisted of 62 solutions. The percentage of all duplicates was 38.7% of the shower solutions taken from our 1182 subset of the MDC.

Method-II. Applying the maximum-sigma approach among 1182 showers, total 142 MSS were identified, comprising 433 duplicates, they accounted for 36.6% of the MDC showers.

For the purpose of comparison, the last row of Table 5 shows the corresponding values calculated based on the data provided to the MDC by their authors. As suggested by these authors, it was found that in our subset of the MDC, 532 (45.0%) duplicates represent 185 multi-solution meteor showers.

This outcome allows us to conclude that method-I and method-II do not produce results fully consistent with what is stated in the MDC. Compared to MDC, our methods produce smaller numbers of MSS groups (85 and 142 in comparison to 185 stated in the MDC) which contain  $\sim 100$  fewer duplicates (456, 433 in comparison to 532 according to the MDC). These are significant differences in the number of MSS as well as the overall number of duplicates, suggesting that authors providing meteor data to the MDC quite often misclassify their showers. We found that about dozens of the showers supplied to the MDC are unlikely to be duplicates.

In Table 5 we can clearly see that method-I and method-II are not equivalent. This does not mean, however, that the methods used produce completely inadequate results. As far as the total number of duplicates is concerned, both methods I and II gave convergent results, 456 and 433 duplicates, respectively. The results obtained differ for the number of MSS identified, what means that the duplicates were classified into groups with different numbers of members, see Table 6. Before presenting and discussing the results obtained, we would like to recall here, that for the method-I it was possible to estimate the probability of identifying MSS groups on a chance basis, it was less than 1 per cent, see Section 3.1. For method-II, we do not have such an estimate. Similarly, we have no idea what is the reliability of the MSS findings made by the authors providing data to the MDC database.

#### 5. Results and discussion. Less complex cases.

More detailed results are given in Table 6. In the Table, we see how many of the MSS were identified by method-I and method-II, and how many were reported in the MDC

**Table 6.** The table shows the numbers  $N_{MSS}$  of multi-solution showers consisting of  $N_{DU}$  duplicates, identified by method-I and method-II. The values given in the second column were obtained based on the classification of the showers given in the MDC.

$N_{DU}$	$N_{MSS}$		
	MDC	M-I	M-II
2	106	27	81
3	44	19	30
4	13	10	11
5	12	9	12
6	4	4	3
7	2	1	1
8	1	2	0
9	1	1	1
10	1	2	1
11	1	3	0
12	0	2	0
13	0	1	0
14	0	0	0
15	0	2	0
16	0	0	1
17	0	0	1
18	0	0	0
...	...	...	...
22	0	1	0
23	0	0	0
...	...	...	...
62	0	1	0

database. One can see that, in the case of a small number of duplicates ( $N_{DU} > 3$ ), the number of MSS reported in the MDC and obtained by method-II are far greater than the number of MSS identified by method-I. On the other hand, the most numerous MSS group containing 62 duplicates were identified only by the method-I. At this stage, it is clear to us that the methods used in this study (and probably any other methods) cannot identify MSS groups as they are given in the MDC. Among other things because the authors providing data to the MDC followed unknown different criteria than we did in classifying the shower into a particular group. However, we are confident that the proposed approach of verifying the content of duplicates in the MDC database allows to eliminate all obvious problematic cases, thus improving the MDC database.

In the following subsections 5.1–5.2, we present results obtained directly (automatically) using our software. In subsection 5.3–6.1 we present results that, due to the nature of the method-I and also due to the limitations of statistical determination of orbital similarity thresholds — required additional action on our part.

##### 5.1. New MSS identified in the present study

Among the 1182 shower solutions taken from the MDC, we identified 7 new MSS, listed in Table 7. Two duplicates were identified in each new MSS. The reliability of this result is confirmed by the low threshold values of orbital similarity, corresponding to  $< 1\%$  probability of identifying each pair by chance, by method-I, and by the fact that they were also identified by method-II.



**Table 7.** List of 7 new MSS found among 1182 meteor data identified by both of the applied methods. The individual columns means: the MDC codes designation of the MSS,  $N$  — number of duplicates provided for each MSS by both methods,  $DH_{M_I}$  — for method-I, the maximum acceptable threshold value to reliably identify each pair.

	Shower Code	$N$	$DH_{M_I}$
1	0246/00/AMO 1196/00/ZCM	2	0.059
2	0575/00/SAU 1151/00/NPA	2	0.059
3	0658/00/EDR 1110/00/CEP	2	0.039
4	1071/00/IHD 1108/00/IHR	2	0.059
5	1089/00/CTS 1157/00/FCD	2	0.039
6	1097/00/DOH 1161/00/THT	2	0.059
7	1099/00/JED 1107/00/JID	2	0.059

### 5.2. MSS fully confirmed in the present search

Table 8 lists the codes of 30 MSS identified identically by the two methods used. In each of the MSS, the same duplicates and the same number of duplicates were identified by both methods, exactly as they are listed in the MDC database. As one can see in Table 8 the  $DH_{M_I}$  threshold values with which the method-I identified MSS are always greater than the corresponding  $DH_{min}$  values. This supports the statement that among these MSS we are not dealing with false duplicates. The authors providing the data for these showers classified them in the right way. At the same time, this means that among the remaining 150 cases, some misclassification of duplicates is possible.

### 5.3. MSS not identified in the present search

Among the 185 of MSS reported in the MDC database, 56 groups were not identified as MSS by the two methods used.

The Table 9 states the orbital  $DH$ - similarity values of the showers associated with that MSS. The  $DH_{min}$  is the smallest threshold that would have to be used in the cluster analysis to identify by method-I all members of the given MSS as reported in the MDC database. The  $DH_{M_I}$  is the maximum threshold with which the given MSS should be identified by the method-I. It should be noted that, as mentioned in section 3.1, for P-1- and P2- partitions the orbital similarity threshold values were determined separately.

In Table 9, almost all the threshold values  $DH_{min}$  are too large (the values highlighted in bold) compared to the limiting  $DH_{M_I}$  values, the maximum acceptable threshold value to reliably identify, using method-I, a group of the size in column  $N_{MDC}$ . For example,  $DH_{min}=0.315$  for 128/00/MKA or  $DH_{min}=0.798$  for 0118/00/GNO are much too large, because to identify a MSS with 2 duplicates only, the acceptable threshold value  $DH_{M_I} = 0.040$  or  $DH_{M_I} = 0.063$ . Such small thresholds were used in method-I in the cluster analysis and it ensures that the probability of identifying a group of two duplicates by chance was less than 1%.

**Table 8.** List of 30 MSS for which exactly the same duplicates were found by both of the applied methods and as given in the MDC. The individual columns means: the MDC codes designation of the MSS,  $N_{MDC}$  — number of duplicates provided for the MSS in the MDC,  $DH_{min}$  — minimum threshold required to identify all members of the MSS's provided in the MDC. The last column  $DH_{M_I}$  gives the maximum acceptable threshold value to reliably identify, using Method-I, a group of the size in column  $N_{MDC}$ .

	Shower Code	$N_{MDC}$	$DH_{min}$	$DH_{M_I}$
1	0004/00/GEM	5	0.020	0.039
2	0006/00/LYR	6	0.045	0.059
3	0007/00/PER	3	0.011	0.059
4	0010/00/QUA	6	0.050	0.059
5	0016/00/HYD	3	0.095	0.136
6	0019/00/MON	5	0.044	0.079
7	0022/00/LMI	2	0.037	0.059
8	0110/00/AAN	5	0.109	0.136
9	0171/00/ARI	5	0.090	0.099
10	0184/02/GDR	2	0.006	0.059
11	0191/00/ERI	2	0.049	0.059
12	0250/00/NOO	3	0.053	0.079
13	0323/00/XCB	4	0.100	0.136
14	0331/00/AHY	3	0.050	0.059
15	0341/02/XUM	2	0.025	0.059
16	0429/00/ACB	3	0.041	0.059
17	0444/00/ZCS	2	0.045	0.059
18	0446/00/DPC	2	0.010	0.039
19	0458/00/JEC	3	0.081	0.136
20	0464/00/KLY	3	0.030	0.039
21	0465/00/AXC	3	0.064	0.136
22	0497/01/DAB	2	0.048	0.059
23	0506/00/FEV	2	0.055	0.059
24	0519/00/BAQ	2	0.041	0.059
25	0523/00/AGC	2	0.030	0.059
26	0525/00/ICY	2	0.031	0.039
27	0526/00/SLD	3	0.032	0.059
28	0529/00/EHY	3	0.041	0.059
29	0570/00/FBH	2	0.024	0.059
30	1044/00/EPU	2	0.034	0.059

For 40 MSS, all duplicates were rejected, and the rejected showers did not enter another MSS group. In 13 MSS, on the other hand, after rejecting false-duplicates, only single solutions remained, which often entered another MSS group.

As a result, we can claim that except of 3/00/SIA, 127/00/MCA, 321/00/TCB remaining 53 MSS listed in Table 9 should be considered as the false MSS, and duplicates assigned with them should receive a stand-alone shower status in the MDC database.

We also recognise the possibility that, in the MDC database, there are erroneous values among the shower parameters, the codes for which are given in Table 9. For this reason, it would be appropriate to ask (if possible) the authors providing the data to the MDC to check the correctness of the shower parameter values or the MSS classifications accordingly.

As an example of the problematic case, we will present the details of the shower 152/NOC (Table 9, line 21) with very high  $DH_{min} = 0.644$  value. In the MDC database the 152/NOC shower, named the Northern Daytime omega-Cetids, is represented by 4 solutions listed in Table 10. As can be seen in Table 10, compared to the others, solution 2 has clearly different values of orbital angular ele-

ments. In particular, it has a much smaller orbit inclination value. Hence, in our opinion, solution 2 was wrongly classified for this MSS shower. This solution was published by Nilsson (1964), the shower was identified among radio-observed meteors. Nilsson did not propose a name for this shower, and in his paper in Table 4 he identified it as 'Gr. 61.5.3'. This shower consists of 10 members. Nilsson's identification turned out to be correct, it was confirmed by a completely different cluster analysis method by Jopek et al. (1999a); in Table 2 of this work, the stream was named mu-Arietids. And it is unclear to us why this shower was classified in Jenniskens (2006) book as another solution of the 152/NOC shower. Additional cluster analysis performed without this solution showed that the other remaining 3 solutions of the 152/NOC were identified exactly as given in the MDC database.

The example discussed above leads us to believe that we have a similar situation for many of the other showers listed in Table 10 as well. These will be presented and discussed in details in our next publication.

#### 5.4. MSS identified only by method-II

The results presented in the previous sections were for MSS identically identified or unidentified by both method I and method II. In the current chapter, we present results obtained only with method-II. In Table 11, we report 20 MSS showers occurring in the MDC database and fully confirmed but by method-II only. At the same time, according to method-I, none of the duplicates in question are members of any MSS. The reason of it is that — according to MDC — the duplicates belonging to these showers are too dissimilar. Indeed, the acceptable  $DH_{MI}$  thresholds given in Table 11 are always less than those that would have to be used in a cluster analysis to consider duplicates belonging to a given MSS as properly classified. However, unlike the contents of Table 9, this time the differences between  $DH_{min}$  and  $DH_{MI}$  values are noticeably smaller.

There could be two reasons for this, either the thresholds used in method-I are too stringent (which is possible), or method-II is too tolerant; e.g. because method-II does not take into account differences in the orbital elements  $e$  and  $q$ , which determine the shape and size of the orbit. It is almost certain that introducing these elements into the conditions 1 would at least, reduce the number of MSS listed in Table 11.

But other reasons are also possible, such as errors in the parameters of the showers supplied to the MDC base and also failure to meet the assumptions we mentioned in section 3, namely the impact of individual averaging of meteoroid parameters causing additional differences between the parameters to increase.

Due to the small differences between the  $DH_{min}$  and  $DH_{MI}$  values, at this stage of our research, we considered the MSS showers confirmed by either method to be fully confirmed.

## 6. Results and discussion. More difficult cases.

The inconsistencies in the results obtained by the two methods, discussed in the previous section do not exhaust all the inconsistencies we encountered in our study. We will present them in the following subsections.

### 6.1. MSS sufficiently confirmed

The results given in the previous sections were selected 'automatically' using our software. Here we present results confirming the existence of a given MSS in the MDC database. However, some of them were not confirmed 'automatically' by both methods. Sometimes the members of the given MSS were picked out of the more complex identified groups in a 'manual' manner.

Table 12 lists seven MSS, identified 'automatically', for which the numbers of duplicates identified by both methods are more or less close to, the number as reported in the MDC database. Compared to what is given in the MDC database, the differences are quantitative, consisted of deleting or adding new members to the group. Hence, in our opinion, all MSS listed in Table 12 can be considered sufficiently confirmed.

### 6.2. MSS confirmed after manual action

However, in a dozen cases, MSS identification required manual action in the results obtained automatically. Here we are referring to MSS identified with a distinctly larger number of duplicates, that included other groups treated as separate MSS in the MDC database. An extreme case was 2/000/STA (Southern Taurids) in which method-I identified 62 duplicates.

The actual meteoroid streams may have a different structure in the parameter space used in the method-I and method-II. These parameters may occupy volumes that resemble hyper-spheres in five-dimensional space (Geminids), but equally well they may occupy more extended volumes (Taurids). The reason for the complexity of the results discussed in this section is related, among others, with the property of the single linking algorithm used in the cluster analysis in both methods. With this algorithm, the so-called chain effect is possible. As a result of this, successively connected group members form a chain-like structure, which, if too high a threshold value is applied, leads to the identification of an unrealistic group of orbits. For these reasons, determining by statistical methods the correct threshold values of orbital similarity taking into account only the abundance of the meteoroid stream may lead to unrealistic results.

This chain effect is clearly stronger in the case of the method-I for the shower 2/00/STA — Southern Taurids. An ecliptic group of 62 duplicates was identified by method-I, including all the duplicates of the Northern and Southern Taurids showers, but also 41 duplicates belonging to a dozen other MSS. Another reason of the variation in results is attributable to the properties of the parameter's similarity metrics used, as we mentioned in Section 3.3.

Table 13 contains a list of 27 MSS obtained manually from results identified automatically. All of the MSS in this table can be considered confirmed, but we believe it would be advisable to examine each of them in a separate detailed study.

## 7. Conclusion and discussion of future action

Two methods were used to search for MSS among 1182 meteor shower solutions selected from MDC database. The obtained results confirmed the effectiveness of the proposed approach of identifying duplicates. We have shown that in

order to detect and verify duplicate meteor showers, it is possible to apply the objective proposal instead of the subjective approach used so far.

However, it appears that to reveal the duplicate showers is not a simple task. One must face to a wide variety of the properties of various meteor showers. There are known not only the compact showers with the parameters each ranging in a relatively narrow interval, but also the showers with a largely enough dispersed parameters. Sometimes, a shower possesses some structural features and it is only a matter of convention to regard these features as the substructures of given shower or as the autonomous showers.

In our study a number of results of varying significance were obtained: (i) seven new MSS represented by two or more parameter sets were discovered, (ii) for 30 MSS there was full agreement between our results and those reported in the MDC database, (iii) for 20 MSS the same duplicates as given in the MDC, were found only by one method, (iv) we found 34 MSS for which the number of the same duplicates found by both method is close to the corresponding number in the MDC database, (v) for 56 MSS listed in the MDC no duplicates were found by any of the applied methods.

We consider the identification of 34 + 56 problematic cases in the MDC database, among which at least some duplicates were misclassified, to be a particularly important result. The correction of these cases will significantly improve the content of the MDC database. As shown in Section 5.3, such an adjustment is possible, but it always requires a meticulous approach, so we decided to pursue it in subsequent studies.

Determining the correct duplicates of the MSS is important when it comes to giving a shower its established status and, consequently, its official shower name. In Hajduková et al. (2023) paper, one of the criteria that must be met for this purpose is — the shower must be represented by at least two sets of parameters (duplicates) determined by independent authors.

Anyway, we are convinced that our work helps to identify the problems related to the duplicity problem and a wide discussion in the meteor-research community will follow.

*Acknowledgements.* This work was supported, in part, by the VEGA - Slovak Grant Agency for Science, grant No. 2/0009/22. This research has made use of NASA's Astrophysics Data System Bibliographic Services.

## References

- Andrić, Ž., Šegon, D., & Vida, D. 2014, in Proceedings of the International Meteor Conference, Giron, France, 18-21 September 2014, ed. J. L. Rault & P. Roggemans, 126–133
- Di Valentino, E., Mena, O., Pan, S., et al. 2021, *Classical and Quantum Gravity*, 38, 153001
- Galligan, D. P. 2001, *MNRAS*, 327, 623
- Hajduková, M. & Kornoš, L. 2020, *Planetary Space Science*, 190, 104965
- Hajduková, M., Rudawska, R., Jopek, T. J., et al. 2023, *A&A*, 671, A155
- Holman, D. & Jenniskens, P. 2012, *WGN, Journal of the International Meteor Organization*, 40, 166
- Jenniskens, P. 2006, *Meteor Showers and their Parent Comets* (Cambridge University Press)
- Jones, D., Casertano, S., Filippenko, A. V., et al. 2020, *Tension at the Breaking Point: Uncovering New Physics Through a Two-Rung Distance Ladder Measurement of the Hubble Constant, HST Proposal. Cycle 28, ID. #16269*
- Jopek, T. J. 1986, PhD thesis, Astronomical Observatory, Physics Department, A.M. University, Poznan, Poland
- Jopek, T. J. 1993a, *Icarus*, 106, 603
- Jopek, T. J. 1993b, in *Meteoroids and their Parent Bodies, Proceedings of the International Astronomical Symposium held at Smolenice, Slovakia, July 6-12, 1992*, ed. J. Stohl & I. P. Williams (Astronomical Institute of the Slovak Academy of Sciences, 1993), 269–272
- Jopek, T. J. 2020, *MNRAS*, 494, 680
- Jopek, T. J. & Bronikowska, M. 2017, *Planet. Space Sci.*, 143, 43
- Jopek, T. J. & Froeschle, C. 1997, *A&A*, 320, 631
- Jopek, T. J., Hajduková, M., Rudawska, R., et al. 2023, *New A Rev.*, 96, 101671
- Jopek, T. J. & Kaňuchová, Z. 2017, *Planetary Space Science*, 143, 3
- Jopek, T. J., Koten, P., & Pecina, P. 2010a, *MNRAS*, 404, 867
- Jopek, T. J., Rudawska, R., & Pretka-Ziomek, H. 2006, *MNRAS*, 371, 1367
- Jopek, T. J., Valsecchi, G. B., & Froeschle, C. 1999a, in *Meteoroids 1998, Proceedings of the International Conference held at Tatranska Lomnica, Slovakia, August 17-21, 1998*, ed. W. J. Baggaley & V. Porubcan (Astronomical Institute of the Slovak Academy of Sciences)
- Jopek, T. J., Valsecchi, G. B., & Froeschle, C. 1999b, *MNRAS*, 304, 751
- Jopek, T. J., Valsecchi, G. B., & Froeschle, C. 2003, *MNRAS*, 344, 665
- Jopek, T. J., Rudawska, R., & Ziomek-Pretka, H. 2010b, in *Proc. of the International Meteor Conference, 27th IMC, Sachticka, Slovakia, 2008*, 91–97
- Kazmier, L. 2003, *Business statistics: based on Schaum's outline of theory and problems of business statistics* (McGraw-Hill)
- Koseki, M. 2020, *eMeteorNews*, 5, 93
- Koukal, J. 2017, *eMeteorNews*, 2, 27
- Lindblad, B. A. 1971, *Smithsonian Contributions to Astrophysics*, 12, 14
- Lindblad, B. A. 1992, in *Asteroids, Comets, Meteors 1991*, ed. A. W. Harris & E. Bowell, 363
- Nilsson, C. S. 1964, *Australian Journal of Physics*, 17, 205
- Öpik, E. J. 1976, *Interplanetary encounters - Close-range gravitational interactions* (Amsterdam, Elsevier Scientific Publishing Co. (Developments in Solar System and Space Science. Volume 2), 1976. 160 p.)
- Perivolaropoulos, L. & Skara, F. 2021, *Physical Review D*, 104, 123511
- Southworth, R. B. & Hawkins, G. S. 1963, *Smithsonian Contributions to Astrophysics*, 7, 261
- Spurný, P., Ceplecha, Z., & Borovička, J. 1991, *WGN, Journal of the International Meteor Organization*, 19, 13
- Valsecchi, G. B., Jopek, T. J., & Froeschle, C. 1999, *MNRAS*, 304, 743
- Voloshchuk, Y. 1999, in *Meteoroids 1998, Proceedings of the International Conference held at Tatranska Lomnica, Slovakia, August 17-21, 1998*, ed. W. J. Baggaley & V. Porubcan (Astronomical Institute of the Slovak Academy of Sciences), 199–202
- Voloshchuk, Y. I. & Kashcheev, B. L. 1999, *Solar System Research*, 33, 302
- Williams, I. P. 2001, in *ESA Special Publication, Vol. 495, Meteoroids 2001 Conference*, ed. B. Warmbein, 33–42
- Williams, I. P., Jopek, T. J., Rudawska, R., Tóth, J., & Kornoš, L. 2019, in *Meteoroids: Sources of Meteors on Earth and Beyond*, ed. G. O. Ryabova, D. J. Asher, & M. J. Campbell-Brown (Cambridge UK: Cambridge University Press), 210–234
- Zappalà, V., Bendjoya, P., Cellino, A., Farinella, P., & Froeschlé, C. 1995, *Icarus*, 116, 291
- Zappalà, V., Cellino, A., Farinella, P., & Knezevic, Z. 1990, *AJ*, 100, 2030
- Zappalà, V., Cellino, A., Farinella, P., & Milani, A. 1994, *AJ*, 107, 772

**Table 9.** 56 MSS listed in the MDC for which no duplicates were found by any of the applied methods. The contents of the table’s columns are as in Table-8.  $N_r$  gives the number of solutions remaining in a given MSS after our verification.  $N_r = 1$  means that the group consists of only one solution, so it also has no MSS status. In italic, particularly questionable cases of MSS are highlighted in column  $DH_{Min}$ .

	Shower Code	$N_{MDC}$	$DH_{Min}$	$DH_{M_I}$	$N_r$
1	0003/00/SIA	2	0.065	0.039	0
2	0011/00/EVI	3	<i>0.322</i>	0.079	1
3	0025/00/NOA	2	<i>0.210</i>	0.039	1
4	0032/00/DLM	2	<i>0.321</i>	0.059	1
5	0040/00/ZCY	2	<i>0.259</i>	0.059	0
6	0076/00/KAQ	2	<i>0.142</i>	0.039	0
7	0088/00/ODR	2	<i>0.362</i>	0.059	0
8	0093/00/VEL	2	<i>0.412</i>	0.059	0
9	0100/00/XSA	2	<i>0.209</i>	0.039	0
10	0105/00/OCN	2	<i>0.134</i>	0.059	0
11	0106/00/API	2	<i>0.329</i>	0.059	0
12	0107/00/DCH	3	<i>0.358</i>	0.136	0
13	0108/00/BTU	2	<i>0.344</i>	0.059	0
14	0113/00/SDL	2	<i>0.172</i>	0.039	0
15	0118/00/GNO	2	<i>0.798</i>	0.059	0
16	0121/00/NHY	3	<i>0.269</i>	0.079	0
17	0124/00/SVI	2	<i>0.226</i>	0.039	0
18	0127/00/MCA	2	0.041	0.039	0
19	0128/00/MKA	2	<i>0.315</i>	0.039	0
20	0133/00/PUM	2	<i>0.139</i>	0.039	0
21	0150/01/SOP	2	<i>0.343</i>	0.039	0
22	0151/00/EAU	2	<i>0.155</i>	0.059	0
23	0152/00/NOC	4	<i>0.644</i>	0.182	0
24	0154/00/DEA	2	<i>0.178</i>	0.039	1
25	0167/00/NSS	2	<i>0.341</i>	0.039	0
26	0170/00/JBO	2	<i>0.220</i>	0.039	1
27	0179/00/SCA	2	<i>0.234</i>	0.039	0
28	0183/00/PAU	3	<i>0.294</i>	0.136	0
29	0186/00/EUM	2	<i>0.194</i>	0.039	1
30	0188/00/XRI	3	<i>0.534</i>	0.079	0
31	0189/00/DMC	2	<i>0.454</i>	0.039	0
32	0197/00/AUD	2	<i>0.316</i>	0.039	1
33	0199/00/ADC	2	<i>0.107</i>	0.039	0
34	0202/00/ZCA	2	<i>0.434</i>	0.039	0
35	0219/00/SAR	4	<i>0.373</i>	0.099	0
36	0220/00/NDR	2	<i>0.144</i>	0.039	0
37	0233/00/OCC	2	<i>0.160</i>	0.039	0
38	0253/00/CMI	2	<i>0.347</i>	0.039	0
39	0254/00/PHO	2	<i>0.199</i>	0.039	1
40	0321/00/TCB	2	0.089	0.059	0
41	0324/00/EPR	2	<i>0.250</i>	0.059	0
42	0326/00/EPG	2	<i>0.175</i>	0.059	0
43	0327/00/BEQ	2	<i>0.377</i>	0.059	0
44	0334/01/DAD	2	0.110	0.059	1
45	0347/00/BPG	2	<i>0.230</i>	0.059	0
46	0372/00/PPS	2	<i>0.350</i>	0.059	1
47	0386/00/OBC	2	<i>0.266</i>	0.059	0
48	0392/00/NID	2	<i>0.317</i>	0.059	1
49	0490/00/DGE	2	<i>0.149</i>	0.039	1
50	0507/00/UAN	2	<i>0.326</i>	0.059	0
51	0512/00/RPU	2	<i>0.370</i>	0.059	0
52	0555/00/OCF	2	<i>0.282</i>	0.059	0
53	0574/00/GMA	2	<i>0.480</i>	0.059	0
54	0644/00/JLL	2	<i>0.256</i>	0.039	1
55	0709/00/LCM	2	<i>0.142</i>	0.039	0
56	1048/00/JAS	2	<i>0.150</i>	0.059	0

**Table 10.** List of four solutions of averaged Keplerian orbital elements of the 152/NOC shower, the Northern Day-time omega-Cetids. The  $N$  column lists the number of averaged orbits of each solution. The data were taken from the MDC database, status December 2022, see Jopek & Kaňuchová (2017); Hajduková et al. (2023).

	q [au]	e	$\omega$ [deg]	$\Omega$ [deg]	inc [deg]	N
1	0.108	0.889	25.61	47.79	42.00	16
2	0.17	0.93	42.61	64.36	10.20	10
3	0.118	0.9256	33.1	45.1	34.2	1256
4	0.096	0.956	31.4	53.6	40.2	12

**Table 11.** List of 20 MSS for which exactly the same duplicates — as given in the MDC — were found only by method-II. The contents of the table’s columns are as in Table-8.

	Shower Code	$N_{MDC}$	$DH_{Min}$	$DH_{M_I}$
1	0112/01/NDL	2	0.070	0.039
2	0153/00/OCE	3	0.081	0.079
3	0322/00/LBO	2	0.072	0.059
4	0333/00/OCU	2	0.100	0.059
5	0348/00/ARC	2	0.096	0.059
6	0388/00/CTA	3	0.127	0.079
7	0390/00/THA	2	0.135	0.039
8	0431/00/JIP	2	0.062	0.059
9	0439/00/ASX	2	0.077	0.059
10	0450/00/AED	2	0.061	0.059
11	0486/00/NZP	2	0.041	0.039
12	0510/00/JRC	2	0.068	0.059
13	0537/00/KAU	2	0.141	0.059
14	0538/00/FFA	2	0.092	0.039
15	0549/00/FAN	2	0.105	0.059
16	0558/00/TSM	2	0.076	0.059
17	0569/00/OHY	2	0.082	0.059
18	0651/00/OAV	2	0.096	0.039
19	0746/00/EVE	2	0.085	0.059
20	1106/00/GAD	2	0.069	0.059

**Table 12.** List of seven MSS for which the number of the same duplicates found by method-I and method-II is close to the corresponding number in the MDC database. The individual columns means: the MDC codes designation of the MSS,  $N$  — number of duplicates provided for the MSS in the MDC,  $N_I$ ,  $N_{II}$  — number of duplicates found by method-I and method-II;  $D_{Min}$  — minimum threshold required to identify all members of the MSS’s provided in the MDC;  $D_{M_I}$  gives the maximum acceptable threshold value to reliably identify by method-I a group of the size in column  $N$ .

	Shower Code	$N$	$N_I$	$N_{II}$	$D_{Min}$	$D_{M_I}$
1	0001/00/CAP	9	13	10	0.062	0.079
2	0005/00/SDA	8	8	9	0.078	0.079
3	0009/00/DRA	4	3	3	0.186	0.079
4	0015/03/URS	3	4	3	0.149	0.182
5	0319/00/JLE	3	4	2	0.143	0.182
6	0502/00/DRV	3	4	4	0.042	0.136
7	0505/00/AIC	3	2	3	0.117	0.039

**Table 13.** List of 27 MSS for which, after manual action the number of the same duplicates found by method-I and method-II is close to the corresponding number in the MDC database. The contents of the column are as shown in Table 12.

	Shower Code	$N$	$D_{Min}$	$N_I$	$D_{M_I}$	$N_{II}$
1	0002/00/STA	11	0.182	11	0.134	9
2	0008/00/ORI	5	0.062	5	0.267	5
3	0012/00/KCG	4	0.117	4	0.139	2
4	0013/00/LEO	7	0.158	7	0.257	7
5	0017/00/NTA	10	0.240	10	0.134	10
6	0021/00/AVB	3	0.124	3	0.139	2
7	0025/01/NOA	2	0.113	1	0.134	1
8	0028/00/SOA	2	0.113	2	0.134	1
9	0031/00/ETA	5	0.109	5	0.267	4
10	0033/00/NIA	5	0.158	5	0.142	2
11	0096/00/NCC	5	0.162	5	0.134	5
12	0097/00/SCC	4	0.218	2	0.134	2
13	0156/00/SMA	3	0.362	2	0.142	2
14	0172/00/ZPE	4	0.075	4	0.134	4
15	0215/00/NPI	4	0.170	4	0.142	5
16	0216/00/SPI	5	0.460	4	0.134	3
17	0256/00/ORN	4	0.201	2	0.134	2
18	0257/00/ORS	5	0.123	5	0.134	4
19	0343/02/HVI	6	0.103	6	0.139	6
20	0428/00/DSV	2	0.067	2	0.274	3
21	0456/00/MPS	4	0.041	4	0.142	4
22	0460/00/LOP	3	0.044	3	0.142	3
23	0466/01/AOC	2	0.086	5	0.136	5
24	0 479/00/SOO	3	0.072	3	0.257	3
25	0480/00/TCA	3	0.066	3	0.257	4
26	0481/00/OML	3	0.031	3	0.257	3
27	0533/00/JXA	3	0.037	3	0.226	4