

Penetrating Shields: A Systematic Analysis of Memory Corruption Mitigations in the Spectre Era

Weon Taek Na¹, Joel S. Emer^{1,2}, Mengjia Yan¹

¹MIT, ²NVIDIA
{weontaek, jsemer, mengjiay}@mit.edu

Abstract

This paper provides the first systematic analysis of a synergistic threat model encompassing memory corruption vulnerabilities and microarchitectural side-channel vulnerabilities. We study speculative shield bypass attacks that leverage speculative execution attacks to leak secrets that are critical to the security of memory corruption mitigations (i.e., the shields), and then use the leaked secrets to bypass the mitigation mechanisms and successfully conduct memory corruption exploits, such as control-flow hijacking.

We start by systematizing a taxonomy of the state-of-the-art memory corruption mitigations focusing on hardware-software co-design solutions. The taxonomy helps us to identify 10 likely vulnerable defense schemes out of 20 schemes that we analyze. Next, we develop a graph-based model to analyze the 10 likely vulnerable defenses and reason about possible countermeasures. Finally, we present three proof-of-concept attacks targeting an already-deployed mitigation mechanism and two state-of-the-art academic proposals.

1. Introduction

Memory corruption bugs [19, 25, 82] are one of the oldest security problems in computer systems. According to the MITRE 2021 rankings [62], the top 10 most dangerous software weaknesses encompass multiple memory corruption bugs, including buffer overflows and use-after-frees.

Designing effective and low-overhead memory safety mechanisms has become a rich research area [82] and extensive progress has been made in both academia and industry. For example, in academia, there have been a vast number of works proposing to leverage architectural innovations or insights to reduce performance and storage overhead of software-only defenses, including CHERI [89], Hardbound [28], Watchdog [64], WatchdogLite [65], CHEX86 [78], No-FAT [94], ZERO [95], REST [79], Califorms [76], AOS [49], C3 [56], and Morpheus [32]. Moreover, the industry has been actively adopting mitigation mechanisms. For example, major processor vendors have announced and shipped products with many features supporting increased memory safety, such as Intel MPX [68], Intel CET [11], ARM Pointer Authentication [71], ARM MTE [77], and SPARC ADI [10].

Despite the vast number of solutions that have been proposed and deployed, memory corruption attacks continue to pose a serious security threat. More concerningly, we observe that there is a growing trend of leveraging *synergistic* attack strategies to bypass memory corruption mitigations. Specifically, instead of only exploiting memory corruption vulnerabilities, adversaries have started to build advanced attacks by *combining* attack strategies which fall into traditionally disjoint threat models, targeting different layers of the system stack. Notably, multiple recent works have demonstrated that microarchitectural side channels, which exploit *hardware* vulnerabilities, can be used to break Address Space Layout Randomization (ASLR) [33, 35, 43] and ARM Pointer Authentication (PA) [72], two primary defenses in modern systems for protecting against *software* vulnerabilities.

Motivation: Speculative Shield Bypass Attacks. We call an attack a *speculative shield bypass* attack (SSB attack for short) if it exploits speculative execution to bypass memory corruption mitigations (i.e., the shields), such as ASLR and ARM PA. Specifically, a speculative shield bypass attack exploits side-channels to leak some secret that is critical to the security of a memory corruption mitigation. Once a speculative shield bypass attack acquires the secret knowledge necessary to bypass the mitigation mechanisms, it exploits this knowledge to conduct a memory corruption exploit, such as control-flow hijacking.

It is critically important to study speculative shield bypass attacks. On one hand, SSB attacks out-perform traditional memory corruption attacks, violating both confidentiality and integrity of the system in ways that were not traditionally possible. On the other hand, SSB attacks are easy to miss and difficult to mitigate. Modern systems have a large and complex attack surface. To handle such non-trivial complexity, security researchers today often partition the problem space into disjoint threat models, exploring each threat model separately. However, to mitigate against SSB attacks, researchers must first acquire domain expertise that spans both side-channel vulnerabilities as well as memory corruption vulnerabilities.

This Paper. We strive to provide the *first* systematic analysis of a threat model that encompasses both memory corruption and microarchitectural side-channel threat models, focusing on speculative shield bypass attacks. In this quest, we aim to

answer the following questions.

- Are any memory corruption mitigations vulnerable to speculative shield bypass attacks? How do we identify and classify the insecure mitigations?
- What new insights can we learn from the analysis? Can these insights be used to guide the design of future memory corruption mitigation mechanisms to be resilient against speculative shield bypass attacks?

To answer the above questions, we first systematize a taxonomy which allows one to reason about the security of memory corruption mitigations against speculative shield bypass attacks. Through this process, we identify two classes of defenses that are likely vulnerable to speculative shield bypass attacks, namely ones that utilize tamperable metadata or randomize the address layout. We find that 10 mitigations fall in these two classes of defenses.

Next, we develop a graph-based model to systematically analyze the 10 likely vulnerable defenses and to reason about possible countermeasures. We call our graphs “speculative information flow graphs” (SIF graphs for short). SIF graphs help us precisely visualize the information flow between the security checks imposed by the memory corruption defenses and observable microarchitectural events, identifying sources of microarchitectural side-channel leakage.

To further support our analysis results, we demonstrate proof-of-concept attacks breaking three state-of-the-art defenses, Stack Smashing Protection [24], Always On Heap Memory Safety (AOS) [49], and Cryptographic Capability Computing (C3) [56].

Contributions. In summary, we make the following contributions:

- A taxonomy identifying the critical characteristics that lead to vulnerabilities in memory corruption mitigations against speculative shield bypass attacks.
- A graph-based model to analyze and reason about side-channel vulnerabilities in memory corruption mitigations and possible countermeasures.
- Three proof-of-concept demonstrations of speculative shield bypass attacks.

2. Background

Speculative shield bypass attacks exploit the synergies that arise at the convergence of side-channel vulnerabilities and memory corruption vulnerabilities. In this section, we give a brief background on these vulnerabilities and their exploits.

2.1. Micro-architectural Side Channel Attacks

Micro-architectural side-channels are a class of vulnerabilities that enables an attacker to *leak information* and steal some *secret* from the victim application running on the same machine. To do so, the attacker monitors the side effects of the victim’s actions on various micro-architectural structures. As formalized in [50], a micro-architectural side-channel attack comprises of either pre-existing or attacker-generated code

run in the victim’s *security domain* that 1) accesses secret information and 2) transmits that information over a communication channel that 3) is received by an attacker. Despite existing protection and isolation mechanisms, the signal transmitted over the channel leaks a secret that should be confined to its security domain. From a telecommunications perspective, the *transmitter* is in the victim’s code, and the *receiver* is in the attacker’s code, and the medium of the *communication channel* is the micro-architectural state that can be modulated by the activity of the transmitter [18]. In general, the receiver measures the microarchitectural resource usage of the victim, using explicit timer instructions [59, 91], or a custom timer constructed through shared memory [30]. Side-channel attacks have been demonstrated on an ever-growing list of microarchitectural structures [81], such as branch predictors [12, 31], caches [17, 27, 29, 36, 38, 57, 59, 66, 91], translation lookaside buffers [34], on-chip networks [87], and memory controllers [86]. In this paper, our proof-of-concept attacks exploit cache-based side-channels.

The most popular variants of cache-based side-channel attacks are Flush+Reload [91] and Prime+Probe [59]. In Flush+Reload, the attacker and the victim share memory. The attacker first flushes one of the victim’s cache lines out of the cache, and then waits for the victim to access the cache line, causing modulation on the cache line (i.e., changing the state of the cache line). The attacker then detects the modulation by measuring the time to access the same cache line. If the access time is short (i.e., cache hit), the attacker can infer that the cache line was accessed by the victim.

In Prime+Probe, the attacker first constructs eviction sets. An eviction set is a group of memory addresses that map to the same cache set with at least as many lines as the associativity of the cache. The attacker then repeats the following steps. First, the attacker populates cache sets that he or she wants to monitor, with the eviction sets. Next, the attacker waits for the victim to access some cache lines. Finally, the attacker detects the modulation of the cache by measuring the time to re-access the eviction sets. If the re-access time of an eviction sets is high (i.e., cache miss), the attacker can infer that the corresponding cache set was accessed by the victim.

2.2. Speculative Execution Attacks

Speculative execution attacks are a subset of microarchitectural side-channel attacks that exploit the speculative nature of modern processors. Modern processors execute instructions ahead-of-schedule, by predicting the outcome of control-flow decisions and *speculatively executing* instructions based on those predictions. If a prediction turns out to be correct, the speculatively executed instructions are retired. Otherwise, the instructions are squashed and the processor’s state is rolled back to the architectural state before these instructions. These mis-speculated instructions which are deemed to be squashed are called *transient instructions* [20]. The micro-architectural state that is modified by these transient instructions causes

modulations to the side-channels, ultimately leaking secrets.

By exploiting mis-speculated execution, an attacker can circumvent software invariants, exercising code paths that should be unreachable, and leak *any* secret in the victim’s addressable virtual memory. Today, a plethora of speculative execution attacks have been demonstrated, including Spectre [52], Melt-down [58] and their many variants [41, 53, 60, 80, 83, 88].

2.3. Memory Corruption Attacks

Memory corruption bugs are an orthogonal class of vulnerabilities to microarchitectural side channels. In addition to leaking secrets, memory corruption bugs can also be exploited to violate integrity, compromise authority and perform arbitrary code execution. Software written in low-level languages like C or C++ are prone to memory corruption bugs. Data from Google and Microsoft [3, 8] indicate that nearly 70% of the security bugs found today are due to memory corruption vulnerabilities in C/C++ software.

The most prevalent memory corruption vulnerabilities violate either spatial or temporal safety. Spatial vulnerabilities include buffer overflow and underflow vulnerabilities, while temporal vulnerabilities are largely dominated by use-after-free vulnerabilities. Spatial safety violations can be subdivided further into adjacent and non-adjacent overflows [4].

We provide examples of three types of memory corruption vulnerabilities in Listing 1. An attacker can exploit the adjacent buffer overflow vulnerability in line 4 by passing in a string longer than the size of `buf`, and thereby overwrite locations adjacent to `buf`. In line 7, an attacker can exploit the non-adjacent buffer overflow vulnerability by controlling the arguments `x` and `y` to perform an arbitrary write. In line 10, an attacker can exploit the use-after-free vulnerability to overwrite a freed location.

```
1 void
2 vulnerable(int x, int y) { // x, y are attacker controlled
3   char buf[128];
4   gets(buf); // 1. adjacent overflow vulnerability
5
6   int* alloc1 = (int*) malloc (N * sizeof(int));
7   alloc1[x] = y; // 2. non-adjacent overflow vulnerability
8
9   free(alloc1);
10  alloc1[0] = y; // 3. use-after-free vulnerability
11 }
```

Listing 1: Examples of memory corruption vulnerabilities.

Once attackers have access to such memory corruption vulnerabilities, they can target different program properties to achieve various end goals.

Control-Flow Hijacking Attacks. Corrupting a code pointer causes a control-flow transfer to anywhere in executable memory. Code pointers include return addresses on the stack and function pointers anywhere in memory. Today, control-flow hijacking attacks are executed using attack techniques called return oriented programming (ROP) [73] which corrupt return addresses or jump-oriented programming (JOP) [16]

which corrupt indirect code addresses (typically function pointers). Collectively, ROP and JOP are called code reuse attacks (CRAs). To mount a CRA, an attacker first analyzes the victim’s code to identify sequences of instructions that end with a return or jump instruction (called *gadgets*). Next, the attacker uses a memory corruption vulnerability to inject a sequence of target addresses corresponding to a sequence of gadgets. Later, when a code pointer is de-referenced or the function returns, it moves to the location of the first gadget. At the termination of the first gadget, the control-flow is transferred to the second gadget (and so on) by a control flow instruction such as return or jump.

Other Attacks. *Data-oriented programming* attacks [42, 45] cause malicious end results without changing the control flow of the program, by only manipulating data pointers. *Data corruption attacks* [22] target non-pointer data stored in memory. For example, an attacker can bypass authorization checks by manipulating program flags.

3. Threat Model

The threat model of speculative shield bypass attacks considers two popular scenarios: (1) A sandbox scenario where an attacker is confined to a sandboxed environment with limited code execution on the target machine, such as in Javascript sandbox inside a browser, Google Native Client [92], and Linux eBPF [47]. In the sandbox scenario, the host (sandbox creator) is the victim. (2) A cloud scenario where an attacker runs on a remote device and interacts with another program, such as in remote web servers and SGX enclaves [23]. In the cloud scenario, the remote web server and the remote SGX enclave are the victim. We make the following assumptions.

First, there exists an exploitable memory corruption vulnerability in the victim, which allows the attacker to write to some memory locations in the victim program. The attacker’s goal is to exploit this vulnerability to perform a memory corruption exploit, such as control-flow hijacking.

Second, to defend against software vulnerabilities, the victim incorporates one of the respective memory corruption mitigation considered in this paper. Hence, the attacker’s intermediate goal is to bypass this defense (i.e., the shield).

Third, the attacker is able to perform a micro-architectural side-channel attack on the machine running the victim program. Thus, if the defense mechanism that the victim incorporates relies on the confidentiality of some secret information, it may be vulnerable to a speculative shield bypass attack.

4. Speculative Shield Bypass Attacks

A speculative shield bypass attack (SSB attack for short) consists of two critical steps: 1) performing an *information disclosure attack* using a side-channel vulnerability to gain some secret that is critical to a memory corruption defense, and 2) using the leaked secret knowledge to *spoof the security check* of the defense while performing a memory corruption attack.

In this section, we study an example of a speculative shield bypass attack called Speculative Probing [33]. Speculative Probing is a state-of-the-art SSB attack penetrating ASLR. ASLR adds random offsets to memory segments, such as the code segment, the stack, and the heap, to obfuscate the locations of code-reuse gadgets which are necessary to construct code-reuse attacks [1, 14]. As a result, attackers need to correctly guess the secret offsets to calculate the addresses of the gadgets.

In Speculative Probing, the attacker first exploits a side-channel vulnerability to leak the secret offset, by targeting the following code snippet in the victim: `if (cond) { call f_ptr(); }`. Specifically, the attacker exploits a memory corruption vulnerability (Section 2.3) to overwrite `f_ptr` using a guessed offset. To check whether the offset is guessed correctly, the attacker triggers mis-speculation on the branch to execute the indirect call. During the indirect call, the memory management unit (MMU) performs a security check on the address added with guessed offset. If the offset is correct, the guessed address is mapped, and hence the security check passes, modulating the memory system. Otherwise, the security check triggers a speculative exception (which is squashed) instead. Thus, the attacker can monitor whether the guessed address is mapped or not using microarchitectural side-channels. The attacker repeats the above process, abusing the security check performed by the MMU as a side-channel, ultimately brute-forcing the secret offset. Once the secret offset is leaked, the attacker proceeds to the second step of conducting a memory corruption exploit, by setting the condition `cond` to true. This time, the indirect call will commit, rather than being squashed, resulting in a traditional control-flow hijacking attack to the disclosed gadget address.

To this date, there already exist two case studies demonstrating speculative shield bypass attacks, namely Speculative Probing [33] breaking ASLR, and PACMAN [72] breaking ARM Pointer Authentication. Yet, most memory corruption mitigation proposals from both industry and academia continue to consider side channels out-of-scope of their threat model. We reason that this trend may incur a critical security crisis if memory corruption mitigations continue to be deployed with such a narrow threat model in consideration, despite being vulnerable to SSB attacks in the wild.

To better anticipate this crisis, we develop a taxonomy (Section 5) to identify the critical characteristics that lead to speculative shield bypass vulnerabilities and a graph-based model (Section 6) to analyze and reason about side-channel vulnerabilities in these memory corruption mitigations.

5. Classifying Mitigations for Speculative Shield Bypass Analysis

In this section, we aim to develop a taxonomy which allows one to reason about the security of memory corruption mitigations against speculative shield bypass attacks. Our ultimate

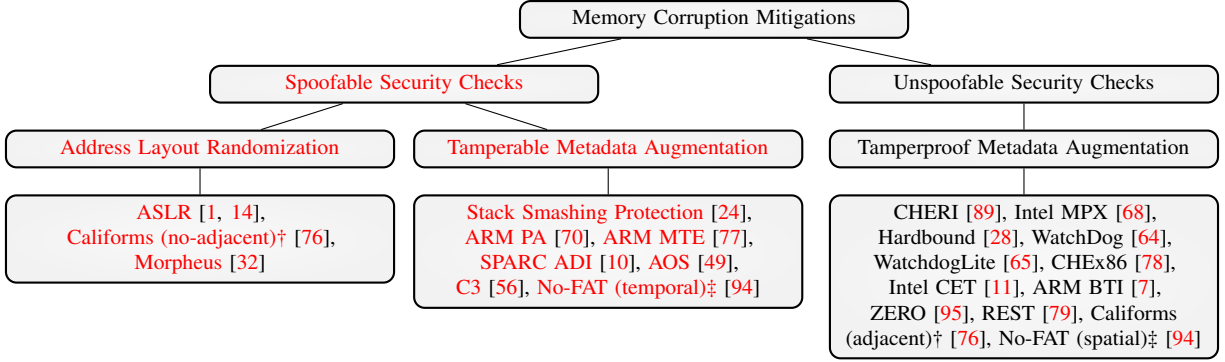
goal is to identify and analyze the critical characteristics shared among a subset of memory corruption mitigations, that may be exploited using side-channel attacks.

We start by assessing the fundamental roots of current taxonomies of memory corruption defenses and why they are insufficient in analyzing these defenses against speculative shield bypass attacks. Fundamentally, memory corruption vulnerabilities occur due to the lack of sufficient security checks in the vulnerable programs. Memory corruption defenses aim to protect these possibly vulnerable programs by augmenting them with automated security checks during their runtime. As such, past taxonomies [19, 25, 67, 74, 82] have tended to categorize the defenses inside memory corruption attack models, in relation to which steps of the attack the augmented security checks occur. While this approach is helpful in understanding which types of memory corruption attacks can be mitigated by the varying security checks imposed by the respective defenses, it is not as useful for understanding the resiliency of the defenses against speculative shield bypass attacks.

Recall from Section 4, the second step in a speculative shield bypass attack is to make use of some leaked secret to spoof the security check of a defense. In other words, from a SSB attack perspective, it is not a question of which step of a memory corruption attack that a security check occurs in. Rather, the question is *whether an attacker can forge rogue information that can spoof a security check*. Our taxonomy primarily focuses on answering this question.

We show our taxonomy in Figure 1 with examples of state-of-the-art mitigation mechanisms (focusing on hardware-software co-designs) from both academia [14, 28, 32, 49, 56, 64, 65, 76, 78, 79, 89, 94, 95] and industry [1, 7, 11, 68, 71, 77]. Mitigations in red are likely vulnerable to speculative shield bypass attacks. We first divide mitigations depending on whether they perform *spoofable* security checks (i.e., given the ability to corrupt a pointer, an attacker can also corrupt additional input that also goes into the security checks with the pointers) or *unspoofable* security checks (i.e., while a pointer may be corruptible, the additional input to the security check cannot be controlled by an attacker).

For spoofable security check based defenses, we further subdivide them depending on what kind of information is used in the security checks, which is also the information that the attacker aims to leak. *Address layout randomization* based defenses add random “*offsets*” to the address of various (sub-)objects, entangling these offsets with the originally predictable (sub-)object addresses. On the other hand, *tamperable metadata augmentation* based defenses augment addresses or pointers with additional information called “*metadata*” that is maintained separately from the pointers. Since the security checks of these defenses are spoofable for an attacker who is equipped with the correct offset or metadata, these defenses maintain this offset or metadata as a *secret* with high entropy so that it is difficult for the attacker to guess it correctly.



† Califorms maintains tamperproof metadata for adjacent vulnerability protection and adds randomness to the size of the metadata for non-adjacent vulnerability protection.

‡ No-FAT maintains tamperproof metadata for spatial protection, but tamperable metadata for temporal protection.

Figure 1: Taxonomy of proposed or deployed memory corruption mitigations when focusing on speculative shield bypass attacks. Mitigations in red are likely vulnerable to speculative shield bypass attacks.

For unspoofable security check based defenses, we found that all defenses in this category can also be categorized as *tamperproof metadata augmentation* based defenses which similarly augment addresses or pointers with metadata. However, they differ greatly in that they maintain unspoofable security checks by enforcing the integrity of their metadata. In fact, as the security checks are unspoofable, these defenses do not share the incentive of maintaining the privacy or high entropy of their metadata. Thus, the metadata in these defenses are generally public information (i.e., not secret), nullifying any merits of information disclosure.

We now provide examples for each category to show how spoofable and unspoofable security checks work.

Address layout randomization. Address layout randomization based defenses randomize the position of (sub-)objects in virtual memory. Such defenses include ASLR [1, 14], Morpheus [32] and Califorms [76]. Specifically, these defenses add random offsets to the addresses of various (sub-)objects, entangling the offset with the originally predictable addresses. Because a memory corruption exploit which overwrites a pointer allows an attacker to control the address (and hence the offset), address layout randomization schemes can be categorized as performing spoofable security checks. Specifically, we formulate the security check below with attacker-controlled variable in blue and secret in red.

```

if (corrupted_ptr = addr+rand_offset): pass;
else: fail;
  
```

If the secret offset is leaked, an attacker can adjust the value of `corrupted_ptr` appropriately to bypass the security check.

Tamperable Metadata Augmentation. Tamperable metadata augmentation based defenses augment addresses or pointers with separately maintained metadata. These metadata are used to perform varying security checks against the addresses or pointers. However, the integrity of the metadata is not enforced in these schemes. For example, stack smashing protection [24] maintains its metadata on the stack. ARM

Pointer Authentication [70], ARM MTE [77], AOS [49], No-FAT (temporal safety) [94], and SPARC ADI [10] maintain their metadata inside unused upper bits of pointers. C3 [56] re-formats pointers to entangle the metadata with the pointers. Since these locations can be overwritten by a memory corruption exploit, the security checks can be spoofed.

As an example, we formulate the security check of ARM MTE below. ARM MTE maintains a tag inside unused upper bits of a protected pointer, and a memory tag that is associated with the location addressed by the pointer. A security check succeeds if the tag inside the pointer matches the memory tag.

```

if (corrupted_tag = memory_tags[corrupted_ptr]): pass;
else: fail;
  
```

If the secret memory tag is leaked, the attacker can adjust the value of the tag inside the pointer appropriately to bypass the security check.

Tamperproof Metadata Augmentation. Tamperproof metadata augmentation based defenses similarly augment addresses or pointers with metadata that is used to perform varying security checks. The difference lies in the fact that instead of relying on privacy and high entropy of the metadata, these defenses directly enforce integrity of their metadata.

Today, there exists three approaches for enforcing metadata integrity. First, mitigations that perform out-of-bound security checks for all memory accesses can place the metadata in an area outside the bounds of any other object in the address space called *shadow memory* [28, 64, 65, 68, 78]. Alternatively, mitigations can transparently tag the memory addresses that store the metadata by leveraging additional specialized hardware called *tagged memory* [79, 89, 95]. Lastly, mitigations can leverage *page attributes* to enforce integrity of the pages that hold the metadata, as in [7, 11]. Since the metadata which is used to perform security checks cannot be modified by an attacker, the security checks that are performed by these defenses cannot be spoofed. As such, these defenses are unspoofable and thus are not vulnerable to speculative shield

bypass attacks.

Taxonomy summary. In this section, we have systematized a taxonomy of state-of-the-art memory corruption defenses focusing on their security against speculative shield bypass attacks. In this taxonomy, two categories of defenses (in red in Figure 1) may be vulnerable to speculative shield bypass attacks. Specifically, mitigations that augment tamperable metadata or add random offsets to addresses or pointers inevitably perform spoofable security checks; these spoofable security checks make these defenses sensitive to information disclosure attacks, since the leakage of secret metadata or offset empowers an adversary with the ability to disarm a security check and ultimately bypass the respective defenses.

On the other hand, the taxonomy has also led to finding of a class of defenses that are resilient to speculative shield bypass attacks; such defenses enforce the integrity of their metadata by techniques such as out-of-bound shadow memory, tagged memory, or page attributes. Furthermore, the metadata of these defenses are generally public information and indifferent to information disclosure.

6. Modeling Speculative Shield Bypass Attacks

In Section 5, we found two categories of defenses that may be vulnerable to speculative shield bypass attacks. In this section, we use a graph-based model to systematically analyze the 10 defenses in these two categories. The goal is to capture the common characteristics of information leakage of the different mitigations and ultimately better understand how to defend against speculative shield bypass attacks.

6.1. Speculative Information Flow Graph

Recall that in a speculative execution attack, an attacker triggers secret-dependent speculative execution in a victim program to result in distinguishable microarchitectural side effects. Therefore, our graph-based modeling approach focuses on tracking and visualizing secret-dependent information flows, including data-flow and control-flow dependencies at the microarchitectural level. We call our graph a speculative information flow graph (SIF graph in short), because it captures the information flow during speculative execution.

In a speculative information flow graph, a node represents a microarchitectural operation, which may or may not be observable via microarchitectural side channels. For example, a node could be a memory access operation, whose address can be distinguished via cache-based side channels, or a security check operation which is introduced by a mitigation mechanism. There exist two types of relationships between a pair of nodes. First, if there exists a directed path from one node to the other, this means there exists a control-flow or data-flow dependency between the two operations, and the two operations are forced to happen sequentially in hardware. Second, if there does not exist a directed path between the two nodes, this means there does not exist information flow between them and the two operations can happen in any order.

To clarify these relationships, we show the corresponding SIF graph for each of the mitigation schemes in Figure 2. The graphs describe the execution of the Spectre gadget `if (cond) {y = ld x; z = ld y;}`. We highlight the secrets in each mitigation scheme using red text, and the attacker-controlled variables using blue text. The secrets in the mitigation mechanisms are either some tamperable metadata or the randomized offset. The attacker-controlled variables include the variable x and any metadata embedded inside it.

6.2. Baseline Microarchitecture

We start by analyzing the baseline microarchitecture. The mis-speculation window is shaded in gray and we use yellow nodes to represent microarchitectural observable events. We use stack smashing protection [24] as an example. Stack smashing protection detects buffer overflows of local stack-based buffers, which overwrite the saved return address. By placing a random value (called a canary) between the return address and the local buffers at function entries, the integrity of the canary can be checked before the return of the function and thus the overflow can be detected. Hence, the secret in the stack smashing protection is the canary.

In Figure 2(a), within the speculation window, there are two operations. The first operation performs a load using an attacker-controlled address x and retrieves y . If the attacker controls the value of x to equal to the address of the location that stores the canary, the value of y would be the secret canary. Next, the second load operation acts as a transmission operation and leaks the value of y (the canary) via side channels. Once the canary value is leaked, the attacker can spoof security checks and bypass stack smashing protection. We demonstrate a proof-of-concept attack against stack smashing protection on a real machine in Section 7.1.

Takeaway 1: If a mitigation is vulnerable to Spectre or its variants, and if the mitigation’s metadata is stored in addressable virtual memory, then the secret metadata can be leaked via Spectre or its variants.

Memory corruption defenses introduce security checks to guard protected pointer de-reference operations. Interestingly, we found that defense mechanisms that leverage hardware-software co-design vary widely in their relationships between their security checks and their protected operations. We summarize these relationships into three categories: 1) the security check sequentially guards the protected operation; 2) the security check modifies the behavior of the protected operation; 3) the security check happens in parallel with the protected operation.

6.3. Sequentially Guarded Security Checks

We show the SIF graphs for mitigations using sequentially guarded security checks in Figure 2(b)-(e). In these schemes, when executing the Spectre gadget, each of the two load oper-

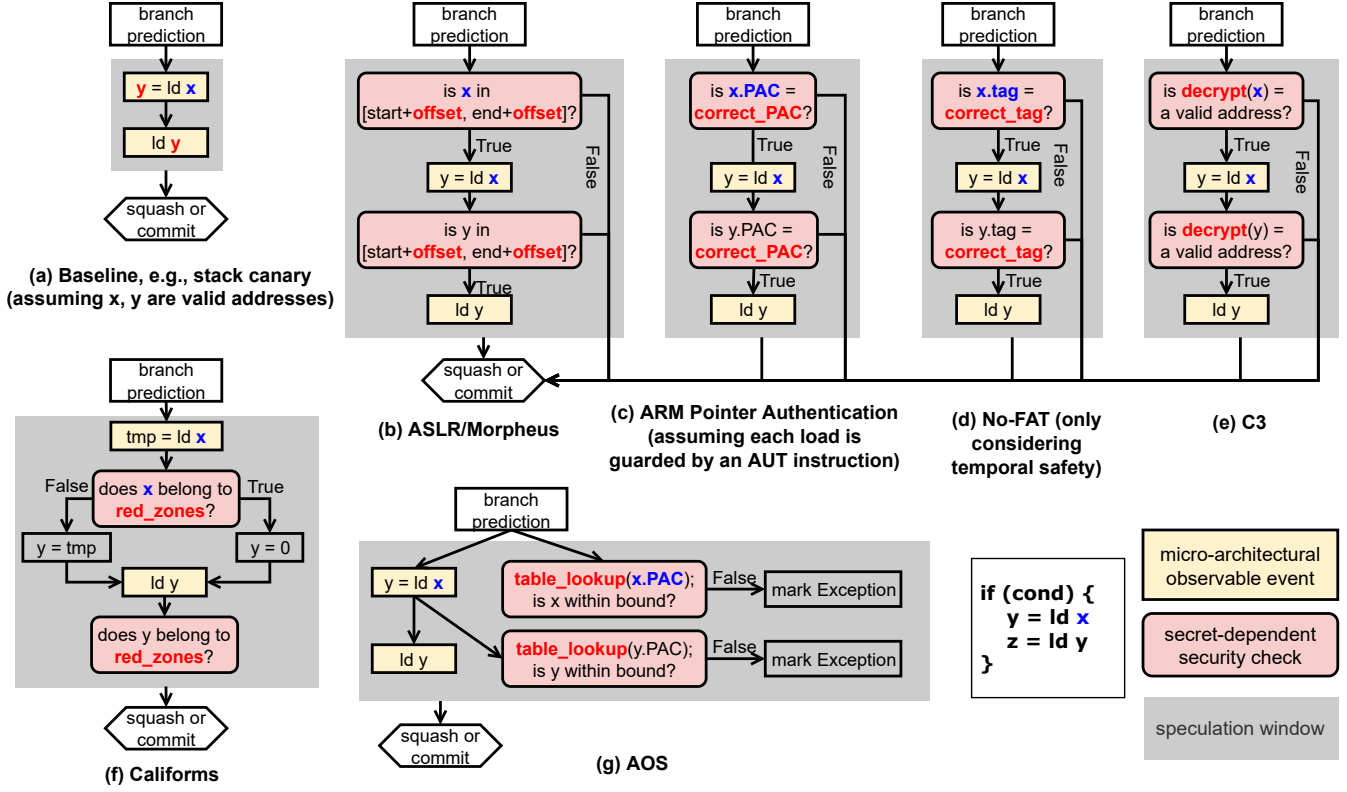


Figure 2: Modeling speculative execution behaviors of memory corruption mitigations when executing a Spectre gadget. Red texts indicate secrets in the mitigation mechanisms, and blue texts indicate attacker-controlled variables.

ations is guarded with a security check node, meaning that the load operation will only be performed after the security check succeeds. For example, in ASLR (Figure 2(b)), the security check operation examines whether the address x is mapped; that is, whether the address is within a valid region defined by the start and the end of the code or data segment and a randomized offset. If x is mapped, the load operation will be performed. Otherwise, the load will be stalled and marked as illegal. The processor then waits for the branch to be resolved to decide whether to commit or squash these two instructions.

We make the following observations from the SIF graphs. First, there exists an information flow from the security check node to the protected operation node, where the latter is an observable microarchitectural event. Hence, even if a mitigation’s metadata resides in the virtual address space, it cannot be leaked via the attack vector described in Section 6.2.

Takeaway 2: If there exists an information flow between a preceding security check and a following observable microarchitectural event, then a memory corruption mitigation is able to mitigate Spectre and its variants.

Second, the security check results in a boolean outcome where only one case results in an observable microarchitectural event. Thus, the security check outcome can be leaked by observing whether the protected operation happens or not via microarchitectural side channels. Note that, leaking the

boolean security checkout outcome is sufficient for the attacker to spoof security checks. This is because, with such a primitive, an attacker can abuse the security check to try all possible values of the attack-controlled variable (variable x) via brute-force, while suppressing exceptions via speculative execution, until the security check succeeds. Once this value is leaked, the attacker can use this value to spoof the security checks.

SIF graphs can be used to reason about existing attacks as well as derive new attacks. For example, Speculative Probing [33] and PACMAN [72] both exploit the information-flow dependency discussed above, to define appropriate “transient-crash” primitives, and bypass ASLR and ARM Pointer Authentication. We demonstrate a PoC attack targeting C3 in Section 7.2, where we additionally identify a design flaw of C3 due to its use of a symmetric encryption algorithm. To the best of our knowledge, we are the first to find vulnerabilities and demonstrate PoC attacks on C3.

6.4. Califorms

Califorms [76] differs to some degree from the five mitigations discussed so far. We show the SIF graph in Figure 2(f). Instead of using security checks to guard protected operations, Califorms always speculatively execute the protected operations. However, to also mitigate Spectre, Califorms uses the security check outcomes to influence the return values of the protected operations during speculation. Specifically, if the

security check succeeds, the first load returns the correct data of y and the second load will proceed as normal. Otherwise, the value of y will be set to 0.

Despite the minor difference, Califorms shares an important common feature with the aforementioned schemes; that is, there exists an information flow from the security checks to the protected operations, and the speculative execution of protected operations can cause distinguishable microarchitectural side effects. Therefore, a speculative shield bypass attack can leak the security check outcome in Califorms by monitoring the second load operation. To find the attack value that can be used to spoof the security check, the attacker can try all possible values for x by brute-force until the returned value y is non-zero.

We summarize the attack vector discussed in Section 6.3 and Section 6.4 below.

Takeaway 3: As long as there exists an information flow from a security check to distinguishable microarchitectural events during speculative execution, an attacker can leak the security check outcome via microarchitectural side channels. This phenomena arms an attacker with the ability to brute-force the attacker-controlled variable and find the secret value that can be used to spoof the security check. Note that, unlike the attack vector in Section 6.2, this attack vector does not require the secret metadata/offset to be encoded inside the virtual address space.

Entropy and Attack Bandwidth. The speculative shield bypass attack discussed above leaks a boolean value of the security check outcome, i.e. whether the check fails or not. Thus, if a secret is n -bit, one must brute-force up to 2^n iterations. As such a primitive requires the attacker to brute-force the secret, the entropy of these defense mechanisms largely determines the feasibility of such attacks.

Unfortunately, as AOS, ARM PA, No-FAT leverage unused upper bits of a pointer, the entropy of these mechanisms vary between 11 and 16 bits, which is not enough to defend against brute-force attacks. In Califorms, the entropy of the size for each redzone is only 8 (i.e. 3 bits). The entropy of ASLR on a 64-bit system is between 19 bits (Windows) and 28 bits (Linux heap) [46].

Similar to ASLR, Morpheus randomizes the offset added to segments of the program. However, the entropy of Morpheus is 60 bits and the secret offset is re-randomized every 50ms. Thus, to brute-force the secret offset for Morpheus, one must be able to perform in-average 2^{59} attempts in under 50ms, which is quite challenging. For example, according to PACMAN [72], testing one boolean outcome takes around 2.69ms when the branch predictor is trained 64 times. As this implies that one can only try at most 18 brute-force attempts before re-randomization of the secret offset, we conclude that Morpheus is likely secure from brute-force attacks.

6.5. Parallel Security Checks

The third category of mitigations performs security checks in parallel with the protected operations during speculative execution. We show the SIF graph for AOS [49] in Figure 2(g). In AOS, the security check outcome does not interact with the speculative execution of the protected operations. Specifically, if the security check fails, the protected operation is still speculatively issued and only marked as causing an exception to be handled later. The exception is handled when the instruction reaches the head of ROB, but is ignored if the speculation window is squashed.

Takeaway 4: Parallel security checks lack information flow from a security check node to distinguishable microarchitectural events. Hence, they are resilient to the attack vector described in Section 6.3 and Section 6.4.

Despite the resiliency of AOS to the attack vector described in Section 6.3 and Section 6.4, AOS is vulnerable to speculative shield bypass attacks. To understand why, observe that in Figure 2(g), the two load operations are always executed speculatively, independent from the outcomes of the security checks. Hence, parallel security check based defenses are vulnerable to Spectre or its variants. Since AOS is vulnerable to Spectre, arbitrary data in the virtual address space can be leaked speculatively. Furthermore, AOS persistently embeds the secret metadata, which is a hash (also called PAC), inside unused upper bits of the pointer. We demonstrate a PoC attack targeting AOS in Section 7.3. To the best of our knowledge, we are the first to find vulnerabilities and demonstrate PoC attacks on AOS.

Takeaway 5: Parallel security checks lack information flow from a security check node to the following protected node. Hence, they are vulnerable to Spectre and its variants. Thus, if the metadata is encoded inside the virtual address space, they are vulnerable to the attack vector described in Section 6.2.

6.6. Other Mitigation Mechanisms

There are two mitigation mechanisms that are listed under spoofable security checks, but are not discussed above, that is, ARM MTE [77] and SPARC ADI [10]. According to public documentation, the secrets in these two schemes are memory tags, which are stored in specialized hardware structures. However, there were no public documentation revealing enough microarchitectural details for us to derive their SIF graphs. In the case that they allow security check outcomes to affect observable microarchitectural events (similar to the first two categories of mitigations), they will be vulnerable to speculative shield bypass attacks. On the other hand, if they use parallel security checks, considering that their secrets do not exist in addressable virtual memory, they will be secure

from speculative shield bypass attacks.

6.7. Generality of SIF graphs

Speculative information flow graphs (SIF graphs) are an effective tool to reason about information flows between security checks and observable microarchitectural events. In this section, we have used SIF graphs to analyze mitigation mechanisms using a Spectre gadget. It should be noted that SIF graphs can also be used to analyze other varying gadgets, such as the ones which use the pointers (x and y) as branch targets for jump or return instructions.

Furthermore, even though we only summarize three categories of mitigations using SIF graphs, the graph itself is, in fact, general enough to capture different types of control-flow and data-flow dependencies. In other words, SIF graphs can be used to analyze new mitigations that yield new information flow patterns yet to be discovered.

Moreover in Figure 2, we used a single node to represent the security check operation for each mitigation mechanism because these check operations are simple. In the case that a security check operation becomes complex (e.g., requiring accessing complex data structures), we should consider decomposing a security check node into multiple nodes and investigate whether the security check itself introduces microarchitectural side effects that can leak a secret.

Finally, SIF graphs can be used to guide the design of countermeasures, which we discuss in Section 8.

7. Proof-of-Concept Demonstrations

In this section, we demonstrate proof-of-concept (PoC) attacks against three memory corruption defenses that we have analyzed. The first attack bypasses stack smashing protection [24] using a Spectre primitive to leak the value of a *stack canary*. The second attack bypasses C3 [56] by leveraging the information flow between the security check nodes and the observable micro-architectural event nodes in its SIF graph to brute-force a synonym cryptographic address of a target object on the heap. Once we leak a synonym cryptographic address, we leverage Spectre to break data encryption. The third attack bypasses AOS [49] using a Spectre primitive to leak the PACs of objects on the heap.

In all the three PoC demonstrations, we set up a synthetic victim application, which contains 1) a memory corruption vulnerability, that allows either adjacent or non-adjacent buffer overflow; 2) a Spectre gadget where the branch condition can be controlled by the attacker; 3) a `win` function which resides in the victim’s address space lacking any control-flow entry from the program to that `win` function. Our goal in the PoC demonstrations is to bypass each mitigation mechanism and demonstrate a successful control-flow hijack attack by overwriting a victim return address or a function pointer to the `win` function.

Despite the simplifications to our victim applications, given that these three components are common in real-world appli-

cations, we believe our PoC attacks promptly demonstrate the consequences of synergistic attacks in the wild.

7.1. Breaking Stack Smashing Protection

In our first PoC, we bypass stack smashing protection (explained in Section 6.2) using a Spectre primitive and an adjacent buffer overflow vulnerability. We conduct our experiment on an Intel Xeon Gold 5220R CPU @ 2.20GHz, running Ubuntu 18.04.6 LTS. In our PoC, we undertake two steps.

Step 1: Using a Spectre primitive to leak the canary. According to the SIF graph in Figure 2(a), the canary can be leaked via Spectre attacks. Thus, we leverage a standard Spectre primitive to leak the canary byte-by-byte using a Flush+Reload attack. We repeat the attack 8 times to leak all 8 bytes of the canary, which can be used to spoof the security check.

Step 2: Overwriting the return address on the stack to the address of the `win` function. The limitations of an adjacent buffer overflow vulnerability (the `gets` example in Listing 1) requires us to overwrite the canary, before overwriting the return address. Thus, we embed the correct canary value that we leaked during step 1 into our payload, so that the canary is the same value after being overwritten, while the return address is modified to point to `win`. At the function epilogue, the modified (but same value) canary passes validation and the program then executes a `ret` instruction that uses the modified return address. This triggers the `win` function, declaring our control-flow hijack attack to be successful.

7.2. Breaking C3

In our second PoC, we bypass C3 [56]. C3 is built using two key techniques, *address encryption* and *data encryption*, which we break in steps. To break address encryption, we abuse the control-flow dependence between the security check and protected memory operation (Section 6.3). To break data encryption, we additionally identify another design flaw of C3, namely symmetric encryption of data. Lacking a real-world C3 implementation, we implement C3 using an augmented allocator and an architectural simulator. We evaluate our attack in `gem5` [15].

Address Encryption. For each heap allocation, C3 obtains a virtual address (VA) to generate a cryptographic address (CA for short). CAs act as a unique signature for that allocation. Figure 3 shows the CA computation process. A virtual address (VA) is divided into three parts: the offset, the lower address, and the upper address. The lower address and the upper address, as well as a 4-bit version number and a secret key are used as inputs to a block cipher (K-cipher [54]) to generate an encrypted address.¹ The decryption process is reversed.

Breaking Address Encryption. According to the SIF graph in Figure 2(e), an attacker can exploit the information flow

¹We omit several technical details regarding C3 that are less relevant to our proof-of-concept, such as the power.

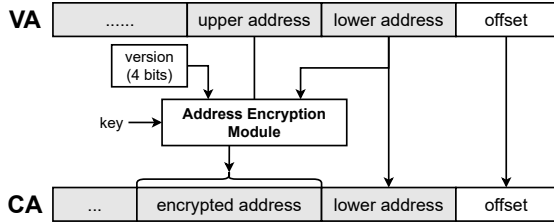


Figure 3: Address Encryption in C3.

between the security check and protected memory operations to leak the boolean security check outcome. Specifically, in our PoC, we aim to use the security check outcome to distinguish between CAs that decrypt to a specified VA and CAs that result in garbled VAs, which we call a *cryptographic address oracle*. With such an oracle, an attacker is able to brute-force all possible CAs that decrypt to a specified VA. Note that, due to the 4-bit version number, there exist 16 different CAs that map to the same VA after decryption.

We use the gadget snippet like the one below to construct our cryptographic address oracle. Specifically, by transiently brute-forcing `CA_guess`, the attacker tries to forge an address called `CA_attack` that decrypts to the same VA as the victim’s address `CA_victim`. We refer to `CA_attack` as a *synonym CA* of `CA_victim`.

```

1 struct victim { void* fp = &(correct_func()); }
2 CA_victim = new victim;
3 if (cond) { dummy = *CA_guess; }

```

We first train the branch to be taken, and trigger a speculative de-reference of `CA_guess`. We then use Prime+Probe to monitor the cache set that virtual address of `CA_victim` maps to and count the number of cache misses. In our experiment, we are able to precisely distinguish incorrect CAs from synonym CAs. Specifically, when the guess is a synonym CA, our Prime+Probe implementation in gem5 observes 3 cache misses. Otherwise, our implementation observes 2 cache misses.

Data Encryption. In addition to address encryption, C3 uses data encryption to further enhance its protection coverage. The data encryption module performs an XOR operation that can be summarized as below, where PRP is a keystream generated using a pseudo-random permutation of the cryptographic address (CA). The decryption process is reversed. With such an encryption scheme, a CA becomes a unique key for data of each allocation.

$$\text{Data_plaintext} \oplus \text{PRP}(\text{CA}) \Rightarrow \text{Data_encrypted}$$

For example, assume `CA1` and `CA2` are synonym CAs that decrypt to the same VA. If plaintext data is encrypted using `CA1`, but then decrypted using `CA2`, the result is garbled data as shown below.

$$\begin{aligned} \text{Data_plaintext} \oplus \text{PRP}(\text{CA1}) &\Rightarrow \text{Data_encrypted} \\ \text{Data_encrypted} \oplus \text{PRP}(\text{CA2}) &\Rightarrow \text{Data_garbled} \end{aligned}$$

```

1 CA_victim = new victim; // CA_victim points to fp
2 if (cond) { // Spectre gadget
3     garbled_byte = *CA_attack;
4     dummy = array[garbled_byte * 64];
5 }
6 // compute the data to overwrite fp
7 mask = fp_garbled ^ fp;
8 *CA_attack = addr_win ^ mask;
9 call CA_victim.fp(); // call-to-win

```

Listing 2: Attacking data encryption of C3.

Breaking Data Encryption. To bypass data encryption, we exploit the weakness of the symmetric encryption via XORs.² Our insight is that according to the algorithm above, if the attackers are able to leak one pair of plaintext data and the corresponding garbled data, they can derive a mask (like the snippet below) that can be used to directly translate between any possible pairs of plaintext data and garbled data without any knowledge regarding the keystream.

$$\begin{aligned} \text{mask} &= \text{Data_plaintext} \oplus \text{Data_garbled} \\ &= \text{PRP}(\text{CA1}) \oplus \text{PRP}(\text{CA2}) \end{aligned}$$

Our PoC attack works as follows, shown in Listing 2. The victim allocates a struct `victim` (similar to Listing 3) on heap and obtains `CA_victim`, which points to a function pointer `fp` that we will try to overwrite (line 1). First, following the approach described above to break address encryption, we obtain `CA_attack` which is a synonym CA of `CA_victim`. Second, we use a Spectre primitive to leak the garbled data inside the function pointer `fp` (lines 2-5). Third, after we leak the garbled data, which we denote as `garbled_fp`, we compute the mask that can be used to translate between garbled data and plaintext data. Next, the mask is XORed with the address of the `win` function to derive the intermediate data, and we overwrite `fp` using this intermediate data and `CA_attack` (line 8). Finally, as the `fp` is successfully overwritten, when decrypted during function call using `CA_victim`, the control flow is successfully directed to our `win` function (line 9).

7.3. Breaking AOS

In our third PoC, we bypass AOS using a Spectre primitive and a non-adjacent buffer overflow vulnerability. We conduct our experiment using an architectural simulator and an augmented compiler. Specifically, the hardware implementations [5] are in gem5 [15] and the compiler implementations [6] are in LLVM [55].

AOS for Heap Memory Safety. In AOS, for every heap allocation, the compiler generates a pointer authentication code (PAC), which is a cryptographic hash, and stores the PAC in the upper unused bits of the pointer. Additionally,

²We note that our attack is specific to the weakness of XOR encryption. If C3 were to upgrade to a more advanced encryption algorithm, it may require us to acquire the same CA, not just a synonym CA, during our attack on address encryption, increasing the attack difficulty.

the bound information of the pointer is stored in a Hashed Bounds Table (HBT) indexed using the generated PAC. Upon de-referencing a pointer, the AOS hardware extracts the PAC from the pointer, uses the PAC to index into the HBT to retrieve the bound information, and performs a bound-check operation.

To understand how AOS works, consider the following example in Listing 3 and the corresponding heap content and HBT status in Figure 4. In this example, the `victim` struct contains a function pointer that the attacker wants to overwrite. The victim program allocates an array at address `0x1000` and a `victim` struct at address `0x1040` on the heap. The obtained `ptr_a` and `ptr_b` will have PAC values embedded in the high bits, denoted as `PAC_a` and `PAC_b`, respectively. When the attacker uses the vulnerability on line 4 to perform an out-of-bound access (i.e., setting `x` larger than array size), the AOS hardware will capture it, because the PAC value of `ptr_a[x]` will be used to do a HBT lookup and a bound check will detect such illegal bound-bypass activity.

```

1 struct victim { void* fp = &(correct_func()); }
2 ptr_a = new uint64_t[8]; // bound: 0x1000 to 0x1040
3 ptr_b = new victim;     // bound: 0x1040 to 0x1048
4 ptr_a[x] = y; //x, y are 64-bit, attacker-controlled
5 call ptr_b.fp();

```

Listing 3: Victim code snippet.

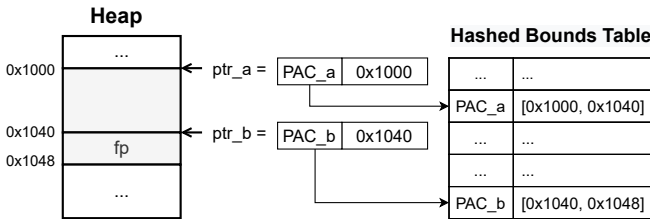


Figure 4: AOS protection example.

AOS Vulnerability. As discussed in Section 5, AOS uses tamperable metadata and its security check can be spoofed. Attackers can bypass AOS’s protection if they can modify a pointer together with its PAC to match another valid pointer and its associated PAC. Using the same example from Listing 3, an out-of-bound write on line 4 could succeed if the index `x` can set the PAC bits of `ptr_a` to match `PAC_b`. As a result, the bound information will be retrieved from the HBT using `PAC_b` as index, and the bound check will go through. To do so, the attacker needs to first leak the PAC values.

Attacking AOS. In our third PoC, we set up our synthetic victim program similar to the code in Listing 3. We undertake two steps to break AOS.

Step 1: Using a Spectre primitive to leak PAC values. According to the SIF graph in Figure 2(g) and the discussion in Section 6.5, AOS is vulnerable to Spectre and its variants due to parallel security checks which fail to protect load operations during speculative execution. Our experiments show that a

Spectre primitive works effectively on an architectural simulator of AOS, and that a Prime+Probe attack on the cache can precisely leak the two PACs, `PAC_a` and `PAC_b`.

Step 2: Overwriting a function pointer on the heap to the address of the win function. We then modify the `fp` inside the `victim` struct by exploiting the non-adjacent buffer overflow vulnerability on line 4 in Listing 3. To bypass AOS protection, we calculate the index `x` by subtracting `PAC_a` from `PAC_b` and then add the offset to make the resulted pointer points to the `victim` struct. As the PAC of `ptr_a[x]` becomes `PAC_b`, the bound check is spoofed to pass, and `ptr_b.fp` is modified to the address of the `win` function. Later when the tampered function pointer is called, the `win` function is successfully triggered, declaring our control-flow hijack attack to be successful.

8. Countermeasures

We present potential countermeasures, derived from the insights in Section 5 and Section 6.

First, as discussed in Section 5, tamperproof metadata augmentation based schemes are not vulnerable to speculative shield bypass attacks as their security checks cannot be spoofed. As such, one can incorporate techniques used by these mechanisms to enforce metadata integrity.

Second, one can leverage the SIF graphs from Section 6 to reason about possible countermeasures for spoofable security checks. For example, for the schemes that are insecure due to the leakage of security check outcomes (Figure 2(b)-(f)), one can try to remove the edges from the graph, that is, to remove the information flow paths from security check nodes to observable microarchitectural event nodes. In other words, one could alter the SIF graphs to perform parallel checks, similar to AOS (Figure 2(g)). This would prevent an attacker from leaking the security check outcome for Figure 2(b-f). In fact, shortly after the publication of PACMAN [72], ARM suggested such a patch [44]. However, such an approach may not be straightforward for many defense mechanisms. For instance, for ASLR, Morpheus, and C3, if the security check fails, this would mean that the address is unmapped and it is unclear what data should be returned. In this case, one could consider returning data from another mapped address instead.

For example, to protect code pointers against SSBs in ASLR, one can compare each instruction address fetched with the base and bound of the code segment of the program. If the address is within the base and bound of code segment, the address is mapped and the original address can be fetched. If the address is not, one can instead fetch the modulo of the requested address by the code segment size, added to the base. When no attack is happening, this scheme only adds one extra cycle of latency when fetching an instruction. However, such an approach would lead to Spectre vulnerabilities (Section 6.5) and thus any secrets related to the ASLR scheme should not be stored in the virtual address space. To achieve this, one can

either generate the metadata only during critical sections of the program [70] or leverage specialized hardware to maintain the metadata [10, 77, 94].

A more sophisticated approach would be to explore integrating prior works that mitigate information leakage from speculative microarchitectural events. Mitigation mechanisms that hide cache modulations caused by speculative memory accesses, such as [13, 48, 75, 90] could serve this purpose. In terms of SIF graphs, such direction would be equivalent to transforming all micro-architectural events (the yellow nodes in Figure 2) into unobservable events (grey nodes). In other words, such a transformation would not only block Spectre from leaking secrets that are stored in virtual memory (Figure 2(a), (g)), but also block leaking security check outcomes (Figure 2(b)-(f)). STT [93] would also mitigate leakage of metadata from virtual memory (Figure 2(a), (g)), but cannot block leakage of security check outcomes (Figure 2(b)-(f)) as it allows the first load to propagate during speculation. However, we expect integrating such mechanisms with memory corruption defenses to be non-trivial.

9. Discussion: Threat Models

Traditional speculative-execution attacks, memory corruption attacks and speculative shield bypass attacks differ in the underlying assumptions of their respective threat models, and in the attacker’s end goals. Traditional speculative-execution attacks assume secure software, but hardware that is vulnerable to side-channels. Hence, as noted in Section 2.1, in a traditional speculative-execution attack, the attacker ultimately aims to violate confidentiality by leaking program data in the victim program’s security domain. Conversely, memory corruption attacks assume secure hardware, but buggy software. Thus, as noted in Section 2.3, memory corruption attacks, in addition to leaking program data, aim to violate *integrity* by modifying the program data, ultimately compromising authority and performing arbitrary code execution.

Speculative shield bypass attacks assume both side-channel-vulnerable hardware and buggy software. Under this assumption, speculative shield bypass attacks not only aim violate confidentiality by leaking program data, but in-line with memory corruption attacks, aim to violate integrity and modify program data, ultimately to gain arbitrary code execution with higher authority. Thus, under a speculative-shield-bypass threat model, the attacker’s end goal is to perform a successful memory corruption attack. However the presence of a memory corruption mitigation mechanism necessitates an intermediate step; that is first gaining the ability to bypass the defense.

In this context, the primary question for a speculative shield bypass attack is whether whatever security check imposed by a defense is spoofable. If so, the speculative component of a speculative shield bypass attack does not aim to read arbitrary program data, but rather uniquely targets the defense metadata to facilitate the more powerful memory corruption attack. Note that while some defense schemes maintain their

metadata inside the virtual address space [1, 24, 32, 49], making the distinction between program data and metadata obscure, in many defense schemes this is not true [10, 56, 71, 77, 94].

There is a complex interaction between the properties of a memory corruption defense and its vulnerabilities to varying threat models. As noted in Section 6.3, while most memory defenses were not designed to protect against traditional speculative-execution attacks, the extra security checks sometimes break the standard transmitters used by speculative-execution attacks. For example, in Figure 2(b)-(e), spectre transmitters are broken because any load would be blocked by the defense scheme’s during speculation.

In the same section, we also showed that while the security checks imposed by the memory-corruption defenses in Figure 2(b)-(e) block standard transmitters, they introduce new limited transmitters. These cannot transmit arbitrary program data, but they can transmit the metadata of memory-corruption defenses, which lead to SSB vulnerabilities.

Reciprocally, some memory-corruption mitigations, while not vulnerable to SSB because their metadata are tamperproof, are unable to block standard speculative-execution attacks. For instance, consider CHERI [89]. Because the integrity of its metadata is enforced, CHERI’s security checks are unspoofable, and hence CHERI is resilient to speculative shield bypass attacks. However, CHERI performs parallel security checks similar to AOS in Figure 2(g). Thus, as explained in Section 6.5, CHERI is unable to protect its program data from Spectre and its variants. In fact, most tamperproof metadata defenses opt to perform parallel security checks schemes (for performance reasons), making them vulnerable to Spectre and its variants, including [28, 64, 65, 68, 78, 79] and [76].

We summarize security trade-offs of memory-corruption-mitigation schemes between the traditional-speculative-execution threat model and speculative-shield-bypass threat model in Table 1. Column 3 and 4 indicate whether program data or the metadata/offset can be leaked via traditional speculative-execution attacks. Column 5 indicates whether an attacker with a memory write vulnerability is able to corrupt the metadata/offset. Column 6 indicates whether the metadata/offset is brute-forceable by abusing security checks. Column 7 indicates whether the respective memory corruptions are vulnerable to SSB attacks. This requires the metadata to be corruptable and, if so, either vulnerable to traditional speculative-execution attacks or brute-forceable.

In addition to the complicated trade off introduced by varying assumptions about the security of the software, hardware, and attacker’s end goals, memory-safety-mechanism designs need to consider the trade-offs in the extent of memory safety provided, the performance overhead, as well as intrusivity of the designs in the hardware and software.

Memory-safety schemes can broadly be categorized into two categories depending on whether they are *proactive* or *reactive* under a memory safety violation. Proactive-memory-safety schemes enforce memory safety rules such as spatial

Classification	Proposal	Vulnerable to Spectre+		Metadata/Offset		Vulnerable to SSB
		Program Data	Metadata/Offset	Corruptable	Brute-forceable	
Tamperproof Metadata	CHERI/Intel MPX/Hardbound	✓	Yes, but public	x	x	x
	Watchdog/Watchdoglite/ CHEREx86 ARM BTI/Intel CET/ REST ZERO/No-FAT (spatial)	x	x	x	x	x
Address Layout Randomization	ASLR/Califorms (non-adjacent)	x	x	✓	✓	✓
	Morpheus	x	x	✓	x	x
Tamperable Metadata	Stack Canary/AOS/No-FAT (temporal)	✓	✓	✓	x	✓
	ARM MTE/ SPARC ADI	?	?	✓	?	?
	C3/ ARM PA	x	x	✓	✓	✓

Table 1: Memory corruption mitigations under traditional-speculative-execution and speculative-shield-bypass threat models

Classification	Proposal	Spatial Protection		Temporal Protection	Maturity	Metadata Overhead	Performance Overhead
		Inter-Object	Intra-Object				
Tamperproof Metadata	CHERI	✓	✓	x	Prototyped	256 bits/pointer	∞ # of pointer ops
	Intel MPX	✓	✓	x	Discontinued	2 words/pointer	∞ # of pointer derefs
	Hardbound	✓	✓	x	Simulation	0-2 words/pointer, 4 bits/word	∞ # of pointer derefs
	Watchdog	✓	✓	x	Simulation	4 words/pointer	∞ # of pointer derefs/ops
	Watchdoglite	✓	x	✓	Simulation	2 words/pointer	∞ # of pointer ops
	CHEx86	adjacent only	x	✓	Simulation	8-64B token	∞ # of mem accesses
	REST	✓	✓	✓	Simulation	1-7B/pointer	∞ # of mem accesses
Tamperable Metadata	Califorms	✓	✓	✓	Simulation	1KB/process table	∞ # of pointer derefs
	No-FAT	✓	✓	✓	Simulation	1KB/process table	∞ # of pointer derefs
	ARM MTE	✓	x	✓	Commercial	Embed inside pointer and 4 bits/16B and 64B objects	∞ # of pointer derefs
	SPARC ADI	✓	x	✓	Simulation	8B/pointer	∞ # of pointer derefs
	AOS	✓	x	✓	Simulation	8B/pointer	∞ # of pointer derefs
	C3	✓	x	✓	Simulation	Entangle with pointer	∞ # of pointer derefs

Classification	Proposal	Protected Assets				Maturity	Metadata Overhead	Performance Overhead
		RET	Code Ptr	Data Ptr	Data			
Tamperproof Metadata	ARM BTI	x	x	x	x	Commercial	1 instruction/branch target	∞ # of branches
	Intel CET	✓	x	x	x	Commercial	1 instruction/branch target, 1 word/return address	∞ # of branches and returns
	ZERO	✓	✓	✓	✓	Simulation	2 bits/word	∞ # of mem accesses
Address Layout Randomization	ASLR	✓	✓	✓	✓	Commercial	none	negligible
	Morpheus	✓	✓	✓	✓	Simulation	2 bits/word	∞ 1/re-randomization interval
Tamperable Metadata	Stack Canary	✓	x	x	x	Commercial	8B/return address	∞ # of returns
	ARM PA	✓	✓	✓	x	Commercial	Embed inside pointer	∞ # of pointer derefs

Table 2: Tradeoffs of Memory Safety Schemes. First table for proactive schemes, second table for reactive schemes.

safety and/or temporal safety directly. For example, to enforce spatial safety, these mechanisms check whether each memory access is within bounds of the respective (sub-)object. To enforce such strict security rules, these mechanisms maintain and operate on a large amount of additional metadata for each pointer, such as base and bound of the pointer for spatial safety, or an allocation identifier for temporal safety. Thus, proactive-memory-safety schemes tend to have a high performance and storage overhead.

Instead of enforcing memory safety rules directly, reactive-memory-safety mechanisms aim at enforcing relaxed security rules in order to keep the associated overheads low. Such relaxed security rules allow memory safety violations such as spatial or temporal violations, but aim to protect the confidentiality or integrity for a selected set of assets in the program. For example, stack smashing protection allows a buffer overflow violating spatial safety, but enforces integrity of the return address by later checking the value of the canary. We summa-

rize the trade-offs among proactive-memory-safety schemes and reactive-memory-safety schemes in Table 2. Due to the subjective nature of hardware and software intrusivity, and the difficulty to put in comparison, we instead provide a column on the maturity of the designs.

10. Related Work

In this work, we conducted a systematic analysis of memory corruption mitigations, distinctively focusing on vulnerabilities that arise at the convergence of memory corruption and side-channel threat models. Prior works have also conducted extensive systematic analysis, albeit focusing on only one of the two traditional threat models.

SoK on Memory Corruption Attacks and Defenses. Szekeres et al. [82] systematically analyze memory corruption attacks and defenses and Burow et al. [19] systematically compare various proposed CFI (control-flow integrity) mech-

anisms. Cowan et al. [25] survey the various types of buffer overflow vulnerabilities, attacks, and defenses, and discuss different combinations of prevention techniques. Saito et al. [74] survey and classify memory corruption mitigation technologies that are pervasive in operating systems and compilers and Novković [67] analyzes the root causes of memory corruption vulnerabilities and categorizes existing defensive mechanisms based on the attack techniques they focused on preventing.

SoK on Microarchitectural Side Channels. DAWG [50] presents a general attack schema of micro-architectural covert and side channels and CaSA [18] presents a communication-based model to describe side channels. Pandora’s box [85] systematically studies side-channel vulnerabilities caused by various micro-architectural optimizations and Transient Fail [21] conducts a systematic analysis of transient execution attacks and defenses. Lastly, Deng et al. [26] propose a three-step modeling approach to exhaustively enumerate all the possible cache timing-based vulnerabilities.

Graph-based Models. Graph-based models are commonly used to represent side-channel attacks that exploit speculative execution [37, 39, 40, 63, 69, 84]. At a high level, SIF graphs largely differ from prior works in that they analyze the leakage of the metadata of a defense, while prior works aim to analyze the leakage of program data. The closest related work is He et al. [39]. There are two key differences. [39] focuses on information leakage from a protected node (often a load). In comparison, SIF graphs focus on the information leakage from a security check node (and hence its possible abuse by an attacker). This key difference ultimately leads to two contradicting outcomes. [39] shows that leakage happens due to the *absence* of security dependencies. To the contrary, SIF graphs show leakage happens due to the *existence* of security dependencies (Section 6.3).

Speculative control-flow hijacking. It is important to distinguish speculative shield bypass attacks from speculative control-flow hijacking [51, 61] attacks. Speculative control-flow hijacking attacks also combine memory corruption attack techniques to *speculatively* execute attacker-chosen code paths, to leak information via microarchitectural side-channels. For example, SpecROP [61] showed that by poisoning BTB, the attacker can speculatively chain small code gadgets to construct more powerful information leakage attacks. Moreover, Mambretti et al. [61] demonstrated that speculative control-flow hijacking can speculatively bypass stack smashing protection [24], GCC’s vtable verification [9], and Go’s runtime memory safety checks [2].

There are two key differences between speculative shield bypass attacks and speculative control-flow hijacking attacks. First, speculative control-flow hijacking attacks, by nature, are still ultimately speculative. The speculative gadgets will eventually be squashed. Conversely, speculative shield bypass attacks use the leaked secrets to bypass memory corruption defenses non-speculatively, ultimately conducting memory corruption attacks that result in architectural consequences.

Second, speculative control-flow hijacking attacks leak the program data. To the contrary, speculative shield bypass attacks leak the metadata necessary for memory corruption attacks.

11. Conclusion

This paper performed a systematic analysis of state-of-the-art memory corruption defense proposals from both industry and academia against speculative shield bypass attacks. By systematizing a taxonomy we identified the key source of vulnerability to speculative shield bypass attacks, namely *spoofable security checks*. The taxonomy also helped us identify two classes of memory corruption mitigations that perform spoofable security checks, i.e., those that use tamperable metadata or randomize the address layout. Next, we developed a graph-based model that helps us precisely visualize the information flow between the security checks and observable microarchitectural events. The model helps us identify patterns leading to side-channel leakage as well as reason about countermeasures. In short, our key contribution is a systematic analysis of memory corruption defenses, focusing on speculative shield bypass attacks.

References

- [1] Address space layout randomization. <https://pax.grsecurity.net/docs/aslr.txt>, 2001.
- [2] Golang data races to break memory safety. <https://blog.stalkr.net/2015/04/golang-data-races-to-break-memory-safety.html>, 2015.
- [3] Trends and challenges in the vulnerability mitigation landscape. Santa Clara, CA, August 2019. USENIX Association.
- [4] Trends, challenge, and shifts in software vulnerability mitigation. https://github.com/microsoft/MSRC-Security-Research/blob/master/presentations/2019_02_BlueHatIL/2019_01%20-%20BlueHatIL%20-%20Trends%2C%20challenge%2C%20and%20shifts%20in%20software%20vulnerability%20mitigation.pdf, 2019.
- [5] Aos-gem5. <https://github.com/yonghaekim/AOS-gem5>, 2022.
- [6] Aos-llvm. <https://github.com/yonghaekim/AOS-llvm>, 2022.
- [7] Bti - arm instruction set reference guide. <https://developer.arm.com/documentation/100076/0100/a64-instruction-set-reference/a64-general-instructions/bti>, 2022.
- [8] Chromium project. <https://www.chromium.org/Home/chromium-security/memory-safety>, 2022.
- [9] Gcc virtual table verification (vtv). <https://gcc.gnu.org/wiki/vtv>, 2022.
- [10] Hardware-assisted checking using silicon secured memory (ssm). https://docs.oracle.com/cd/E37069_01/html/E37085/gphwb.html, 2022.
- [11] A technical look at intel’s control-flow enforcement technology. <https://www.intel.com/content/www/us/en/developer/articles/technical/technical-look-control-flow-enforcement-technology.html>, 2022.
- [12] Onur Acııçmez, Çetin Kaya Koç, and Jean-Pierre Seifert. Predicting secret keys via branch prediction. In *CT-RSA*, 2007.
- [13] Sam Ainsworth and Timothy M Jones. Muontrap: Preventing cross-domain spectre-like attacks by capturing speculative state. In *2020 ACM/IEEE 47th Annual International Symposium on Computer Architecture (ISCA)*, pages 132–144. IEEE, 2020.
- [14] Sandeep Bhatkar, Daniel C DuVarney, and Ron Sekar. Address obfuscation: An efficient approach to combat a broad range of memory error exploits. In *12th USENIX Security Symposium (USENIX Security 03)*, 2003.
- [15] Nathan Binkert, Bradford Beckmann, Gabriel Black, Steven K Reinhardt, Ali Saidi, Arkaprava Basu, Joel Hestness, Derek R Hower, Tushar Krishna, Somayeh Sardashti, et al. The gem5 simulator. *ACM SIGARCH computer architecture news*, 39(2):1–7, 2011.
- [16] Tyler Bletsch, Xuxian Jiang, Vince W Freeh, and Zhenkai Liang. Jump-oriented programming: a new class of code-reuse attack. In *Proceedings of the 6th ACM Symposium on Information, Computer and Communications Security*, pages 30–40, 2011.
- [17] Joseph Bonneau and Ilya Mironov. Cache-collision timing attacks against aes. In *International Workshop on Cryptographic Hardware and Embedded Systems*, pages 201–215. Springer, 2006.
- [18] Thomas Bourgeat, Jules Drean, Yuheng Yang, Lillian Tsai, Joel Emer, and Mengjia Yan. Casa: End-to-end quantitative security analysis of randomly mapped caches. In *2020 53rd Annual IEEE/ACM International Symposium on Microarchitecture (MICRO)*, pages 1110–1123. IEEE, 2020.
- [19] Nathan Burow, Scott A Carr, Joseph Nash, Per Larsen, Michael Franz, Stefan Brunthaler, and Mathias Payer. Control-flow integrity: Precision, security, and performance. *ACM Computing Surveys (CSUR)*, 50(1):1–33, 2017.
- [20] Claudio Canella, Jo Van Bulck, Michael Schwarz, Moritz Lipp, Benjamin Von Berg, Philipp Ortner, Frank Piessens, Dmitry Evtushkin, and Daniel Gruss. A systematic evaluation of transient execution attacks and defenses. In *28th USENIX Security Symposium (USENIX Security 19)*, pages 249–266, 2019.
- [21] Claudio Canella, Jo Van Bulck, Michael Schwarz, Moritz Lipp, Benjamin Von Berg, Philipp Ortner, Frank Piessens, Dmitry Evtushkin, and Daniel Gruss. A systematic evaluation of transient execution attacks and defenses. In *28th USENIX Security Symposium (USENIX Security 19)*, pages 249–266, 2019.
- [22] Shuo Chen, Jun Xu, Emre Can Sezer, Prachi Gauriar, and Ravishanker K Iyer. Non-control-data attacks are realistic threats. In *USENIX security symposium*, volume 5, page 146, 2005.
- [23] Victor Costan and Srinivas Devadas. Intel sgx explained. *IACR Cryptol. ePrint Arch.*, 2016(86):1–118, 2016.
- [24] Crispin Cowan, Calton Pu, Dave Maier, Heather Hintony, Jonathan Walpole, Peat Bakke, Steve Beattie, Aaron Grier, Perry Wagle, and Qian Zhang. Stackguard: Automatic adaptive detection and prevention of buffer-overflow attacks. 98:5–5, 01 1998.
- [25] Crispin Cowan, F Wagle, Calton Pu, Steve Beattie, and Jonathan Walpole. Buffer overflows: Attacks and defenses for the vulnerability of the decade. In *Proceedings DARPA Information Survivability Conference and Exposition. DISCEX’00*, volume 2, pages 119–129. IEEE, 2000.
- [26] Shuwen Deng, Wenjie Xiong, and Jakub Szefer. Analysis of secure caches using a three-step model for timing-based attacks. *Journal of Hardware and Systems Security*, 3(4):397–425, 2019.
- [27] Shuwen Deng, Wenjie Xiong, and Jakub Szefer. A benchmark suite for evaluating caches’ vulnerability to timing attacks. In *Proceedings of the Twenty-Fifth International Conference on Architectural Support for Programming Languages and Operating Systems*, pages 683–697, 2020.
- [28] Joe Devietti, Colin Blundell, Milo MK Martin, and Steve Zdancewic. Hardbound: Architectural support for spatial safety of the c programming language. *ACM SIGOPS Operating Systems Review*, 42(2):103–114, 2008.
- [29] Craig Disselkoe, David Kohlbrenner, Leo Porter, and Dean Tullsen. Prime+ abort: A timer-free high-precision l3 cache attack using intel {TSX}. In *26th USENIX Security Symposium (USENIX Security 17)*, pages 51–67, 2017.
- [30] Sankha Baran Dutta, Hoda Naghibijouybari, Nael Abu-Ghazaleh, Andres Marquez, and Kevin Barker. Leaky buddies: Cross-component covert channels on integrated cpu-gpu systems. In *2021 ACM/IEEE 48th Annual International Symposium on Computer Architecture (ISCA)*, pages 972–984. IEEE, 2021.
- [31] Dmitry Evtushkin, Ryan Riley, Nael Abu-Ghazaleh, and Dmitry Ponomarev. BranchScope: A new side-channel attack on directional branch predictor. In *ASPLOS*, 2018.
- [32] Mark Gallagher, Lauren Biernacki, Shibo Chen, Zelalem Birhanu Aweke, Salessawi Ferede Yitbarek, Misiker Tadesse Aga, Austin Harris, Zhixing Xu, Baris Kasicki, Valeria Bertacco, et al. Morpheus: A vulnerability-tolerant secure architecture based on ensembles of moving target defenses with churn. In *Proceedings of the Twenty-Fourth International Conference on Architectural Support for Programming Languages and Operating Systems*, pages 469–484, 2019.
- [33] Enes Göktas, Kaveh Razavi, Georgios Portokalidis, Herbert Bos, and Cristiano Giuffrida. Speculative probing: Hacking blind in the spectre era. In *Proceedings of the 2020 ACM SIGSAC Conference on Computer and Communications Security*, pages 1871–1885, 2020.
- [34] Ben Gras, Kaveh Razavi, Herbert Bos, and Cristiano Giuffrida. Translation leak-aside buffer: Defeating cache side-channel protections with TLB attacks. In *27th USENIX Security Symposium (USENIX Security 18)*, pages 955–972, Baltimore, MD, August 2018. USENIX Association.
- [35] Ben Gras, Kaveh Razavi, Erik Bosman, Herbert Bos, and Cristiano Giuffrida. Aslr on the line: Practical cache attacks on the mmu. In *NDSS*, volume 17, page 26, 2017.
- [36] Daniel Gruss, Clémentine Maurice, Klaus Wagner, and Stefan Mangard. Flush+ flush: a fast and stealthy cache attack. In *International Conference on Detection of Intrusions and Malware, and Vulnerability Assessment*, pages 279–299. Springer, 2016.
- [37] Roberto Guanciale, Musard Balliu, and Mads Dam. Inspectre: Breaking and fixing microarchitectural vulnerabilities by formal analysis. In *Proceedings of the 2020 ACM SIGSAC Conference on Computer and Communications Security*, pages 1853–1869, 2020.
- [38] David Gullasch, Endre Bangerter, and Stephan Krenn. Cache games - bringing access-based cache attacks on aes to practice. In *S&P*, 2011.
- [39] Zecheng He, Guangyuan Hu, and Ruby Lee. New models for understanding and reasoning about speculative execution attacks. In *2021 IEEE International Symposium on High-Performance Computer Architecture (HPCA)*, pages 40–53. IEEE, 2021.
- [40] Zecheng He and Ruby B Lee. How secure is your cache against side-channel attacks? In *Proceedings of the 50th Annual IEEE/ACM International Symposium on Microarchitecture*, pages 341–353, 2017.
- [41] Jann Horn. speculative execution, variant 4: speculative store bypass, 2018.
- [42] Hong Hu, Shweta Shinde, Sendroui Adrian, Zheng Leong Chua, Prateek Saxena, and Zhenkai Liang. Data-oriented programming: On the expressiveness of non-control data attacks. In *2016 IEEE Symposium on Security and Privacy (SP)*, pages 969–986. IEEE, 2016.
- [43] Ralf Hund, Carsten Willems, and Thorsten Holz. Practical timing side channel attacks against kernel space aslr. In *2013 IEEE Symposium on Security and Privacy*, pages 191–205. IEEE, 2013.

- [44] Intel. Pacman security vulnerability. <https://developer.arm.com/documentation/ka005109/1-0?Lang=en>. Accessed on 3.11.2022.
- [45] Kyriakos K Ispoglou, Bader AlBassam, Trent Jaeger, and Mathias Payer. Block oriented programming: Automating data-only attacks. In *Proceedings of the 2018 ACM SIGSAC Conference on Computer and Communications Security*, pages 1868–1882, 2018.
- [46] Yeongjin Jang. Cyber attacks and defense: Address space layout randomization (aslr). <https://cand.unexploitable.systems/1/lab04/W4L2.pdf>, 2022.
- [47] The Linux kernel development community. BPF (Berkeley Packet Filter) Documentation. <https://www.kernel.org/doc/html/latest/bpf/index.html>. Accessed on 08.13.2021.
- [48] Khaled N. Khasawneh, Esmail Mohammadian Koruyeh, Chengyu Song, Dmitry Evtushkin, Dmitry Ponomarev, and Nael Abu-Ghazaleh. Safespec: Banishing the spectre of a meltdown with leakage-free speculation. In *2019 56th ACM/IEEE Design Automation Conference (DAC)*, pages 1–6, 2019.
- [49] Yonghae Kim, Jaekyu Lee, and Hyesoon Kim. Hardware-based always-on heap memory safety. In *2020 53rd Annual IEEE/ACM International Symposium on Microarchitecture (MICRO)*, pages 1153–1166. IEEE, 2020.
- [50] Vladimir Kiriansky, Ilia Lebedev, Saman Amarasinghe, Srinivas Devadas, and Joel Emer. Dawg: A defense against cache timing attacks in speculative execution processors. In *2018 51st Annual IEEE/ACM International Symposium on Microarchitecture (MICRO)*, pages 974–987. IEEE, 2018.
- [51] Vladimir Kiriansky and Carl Waldspurger. Speculative buffer overflows: Attacks and defenses. *arXiv preprint arXiv:1807.03757*, 2018.
- [52] Paul Kocher, Jann Horn, Anders Fogh, Daniel Genkin, Daniel Gruss, Werner Haas, Mike Hamburg, Moritz Lipp, Stefan Mangard, Thomas Prescher, et al. Spectre attacks: Exploiting speculative execution. In *2019 IEEE Symposium on Security and Privacy (SP)*, pages 1–19. IEEE, 2019.
- [53] Esmail Mohammadian Koruyeh, Khaled N Khasawneh, Chengyu Song, and Nael Abu-Ghazaleh. Spectre returns! speculation attacks using the return stack buffer. In *12th USENIX Workshop on Offensive Technologies (WOOT 18)*, 2018.
- [54] Michael Kounavis, Sergej Deutsch, Santosh Ghosh, and David Durham. K-cipher: A low latency, bit length parameterizable cipher. In *2020 IEEE Symposium on Computers and Communications (ISCC)*, pages 1–7. IEEE, 2020.
- [55] Chris Lattner and Vikram Adve. Llvm: A compilation framework for lifelong program analysis & transformation. In *International Symposium on Code Generation and Optimization, 2004. CGO 2004.*, pages 75–86. IEEE, 2004.
- [56] Michael LeMay, Joydeep Rakshit, Sergej Deutsch, David M Durham, Santosh Ghosh, Anant Nori, Jayesh Gaur, Andrew Weiler, Salmin Sultana, Karanvir Grewal, et al. Cryptographic capability computing. In *MICRO-54: 54th Annual IEEE/ACM International Symposium on Microarchitecture*, pages 253–267, 2021.
- [57] Moritz Lipp, Daniel Gruss, Raphael Spreitzer, Clémentine Maurice, and Stefan Mangard. ARMageddon: Cache attacks on mobile devices. In *USENIX Security*, 2016.
- [58] Moritz Lipp, Michael Schwarz, Daniel Gruss, Thomas Prescher, Werner Haas, Anders Fogh, Jann Horn, Stefan Mangard, Paul Kocher, Daniel Genkin, et al. Meltdown: Reading kernel memory from user space. In *27th USENIX Security Symposium (USENIX Security 18)*, pages 973–990, 2018.
- [59] Fangfei Liu, Yuval Yarom, Qian Ge, Gernot Heiser, and Ruby B Lee. Last-level cache side-channel attacks are practical. In *2015 IEEE symposium on security and privacy*, pages 605–622. IEEE, 2015.
- [60] Giorgi Maisuradze and Christian Rossow. ret2spec: Speculative execution using return stack buffers. In *Proceedings of the 2018 ACM SIGSAC Conference on Computer and Communications Security*, pages 2109–2122, 2018.
- [61] Andrea Mambretti, Alexandra Sandulescu, Alessandro Sorniotti, William Robertson, Engin Kirda, and Anil Kurmus. Bypassing memory safety mechanisms through speculative control flow hijacks. In *2021 IEEE European Symposium on Security and Privacy (EuroS&P)*, pages 633–649. IEEE, 2021.
- [62] MITRE. 2021 CWE Top 25 Most Dangerous Software Weaknesses. http://cwe.mitre.org/top25/archive/2021/2021_cwe_top25.html, 2021.
- [63] Nicholas Mosier, Hanna Lachnait, Hamed Nemati, and Caroline Trippel. Axiomatic hardware-software contracts for security. In *ISCA*, pages 72–86, 2022.
- [64] Santosh Nagarakatte, Milo MK Martin, and Steve Zdancewic. Watchdog: Hardware for safe and secure manual memory management and full memory safety. In *2012 39th Annual International Symposium on Computer Architecture (ISCA)*, pages 189–200. IEEE, 2012.
- [65] Santosh Nagarakatte, Milo MK Martin, and Steve Zdancewic. Watchdoglite: Hardware-accelerated compiler-based pointer checking. In *Proceedings of Annual IEEE/ACM International Symposium on Code Generation and Optimization*, pages 175–184, 2014.
- [66] Michael Neve and Jean-Pierre Seifert. Advances on access-driven cache attacks on AES. In *SAC*, 2006.
- [67] Bojan Novković. A taxonomy of defenses against memory corruption attacks. In *2021 44th International Convention on Information, Communication and Electronic Technology (MIPRO)*, pages 1196–1201. IEEE, 2021.
- [68] Oleksii Oleksenko, Dmitrii Kuvaikii, Pramod Bhatotia, Pascal Felber, and Christof Fetscher. Intel mpx explained: A cross-layer analysis of the intel mpx system stack. *Proc. ACM Meas. Anal. Comput. Syst.*, 2(2), jun 2018.
- [69] Hernán Ponce-de León and Johannes Kinder. Cats vs. spectre: An axiomatic approach to modeling speculative execution attacks. In *2022 IEEE Symposium on Security and Privacy (SP)*, pages 235–248. IEEE, 2022.
- [70] Inc. Qualcomm Technologies. Pointer Authentication on ARMv8.3: Design and Analysis of the New Software Security Instructions. <https://www.qualcomm.com/media/documents/files/whitepaper-pointer-authentication-on-armv8-3.pdf>.
- [71] INC QUALCOMM TECHNOLOGIES. Pointer authentication on armv8.3. 2017.
- [72] Joseph Ravichandran, Weon Taek Na, Jay Lang, and Mengjia Yan. Pacman: Attacking arm pointer authentication with speculative execution. In *Proceedings of the 49th Annual International Symposium on Computer Architecture, ISCA '22*, New York, NY, USA, 2022. Association for Computing Machinery.
- [73] Ryan Roemer, Erik Buchanan, Hovav Shacham, and Stefan Savage. Return-oriented programming: Systems, languages, and applications. *ACM Transactions on Information and System Security (TISSEC)*, 15(1):1–34, 2012.
- [74] Takamichi Saito, Ryohei Watanabe, Shuta Kondo, Shota Sugawara, and Masahiro Yokoyama. A survey of prevention/mitigation against memory corruption attacks. In *2016 19th International Conference on Network-Based Information Systems (NBIS)*, pages 500–505. IEEE, 2016.
- [75] Christos Sakalis, Stefanos Kaxiras, Alberto Ros, Alexandra Jimborean, and Magnus Sjölander. Understanding selective delay as a method for efficient secure speculative execution. *IEEE Transactions on Computers*, 69(11):1584–1595, 2020.
- [76] Hiroshi Sasaki, Miguel A Arroyo, M Tarek Ibn Ziad, Koustubha Bhat, Kanad Sinha, and Simha Sethumadhavan. Practical byte-granular memory blacklisting using califorms. In *Proceedings of the 52nd Annual IEEE/ACM International Symposium on Microarchitecture*, pages 558–571, 2019.
- [77] Kostya Serebryany. Arm memory tagging extension and how it improves c/c++ memory safety. *Linux USENIX Mag*, 44(5), 2019.
- [78] Rasool Sharifi and Ashish Venkat. Chex86: Context-sensitive enforcement of memory safety via microcode-enabled capabilities. In *2020 ACM/IEEE 47th Annual International Symposium on Computer Architecture (ISCA)*, pages 762–775. IEEE, 2020.
- [79] Kanad Sinha and Simha Sethumadhavan. Practical memory safety with rest. In *2018 ACM/IEEE 45th Annual International Symposium on Computer Architecture (ISCA)*, pages 600–611. IEEE, 2018.
- [80] Julian Stecklina and Thomas Prescher. Lazyfp: Leaking fpu register state using microarchitectural side-channels. *arXiv preprint arXiv:1806.07480*, 2018.
- [81] Jakub Szefer. Survey of microarchitectural side and covert channels, attacks, and defenses. *Journal of Hardware and Systems Security*, 3(3):219–234, 2019.
- [82] Laszlo Szekeres, Mathias Payer, Tao Wei, and Dawn Song. Sok: Eternal war in memory. In *2013 IEEE Symposium on Security and Privacy*, pages 48–62. IEEE, 2013.
- [83] Jo Van Bulck, Marina Minkin, Ofir Weisse, Daniel Genkin, Baris Kasikci, Frank Piessens, Mark Silberstein, Thomas F. Wenisch, Yuval Yarom, and Raoul Strackx. Foreshadow: Extracting the keys to the Intel SGX kingdom with transient out-of-order execution. In *USENIX Security*, 2018.
- [84] Marco Vassena, Craig Disselkoen, Klaus V Gleissenthall, Sunjay Cauligi, Rami Gökhan Kici, Ranjit Jhala, Dean Tullsen, and Deian Stefan. Automatically eliminating speculative leaks from cryptographic code with blade. *arXiv preprint arXiv:2005.00294*, 2020.

- [85] Jose Rodrigo Sanchez Vicarte, Pradyumna Shome, Nandeeeka Nayak, Caroline Trippel, Adam Morrison, David Kohlbrenner, and Christopher W Fletcher. Opening pandora’s box: A systematic study of new ways microarchitecture can leak private data. In *2021 ACM/IEEE 48th Annual International Symposium on Computer Architecture (ISCA)*, pages 347–360. IEEE, 2021.
- [86] Yao Wang, Andrew Ferraiuolo, and G Edward Suh. Timing channel protection for a shared memory controller. In *HPCA*, 2014.
- [87] Hassan MG Wassel, Ying Gao, Jason K Oberg, Ted Huffmire, Ryan Kastner, Frederic T Chong, and Timothy Sherwood. SurfNoC: A low latency and provably non-interfering approach to secure networks-on-chip. *ACM SIGARCH Computer Architecture News*, 41(3), 2013.
- [88] Ofir Weisse, Jo Van Bulck, Marina Minkin, Daniel Genkin, Baris Kasikci, Frank Piessens, Mark Silberstein, Raoul Strackx, Thomas F Wenisch, and Yuval Yarom. Foreshadow-ng: Breaking the virtual memory abstraction with transient out-of-order execution. 2018.
- [89] Jonathan Woodruff, Robert N. M. Watson, David Chisnall, Simon W. Moore, Jonathan Anderson, Brooks Davis, Ben Laurie, Peter G. Neumann, Robert Norton, and Michael Roe. The cheri capability model: Revisiting risc in an age of risk. In *2014 ACM/IEEE 41st International Symposium on Computer Architecture (ISCA)*, pages 457–468, 2014.
- [90] Mengjia Yan, Jiho Choi, Dimitrios Skarlatos, Adam Morrison, Christopher Fletcher, and Josep Torrellas. Invisispec: Making speculative execution invisible in the cache hierarchy. In *2018 51st Annual IEEE/ACM International Symposium on Microarchitecture (MICRO)*, pages 428–441, 2018.
- [91] Yuval Yarom and Katrina Falkner. {FLUSH+ RELOAD}: A high resolution, low noise, l3 cache {Side-Channel} attack. In *23rd USENIX security symposium (USENIX security 14)*, pages 719–732, 2014.
- [92] Bennet Yee, David Sehr, Gregory Dardyk, J Bradley Chen, Robert Muth, Tavis Ormandy, Shiki Okasaka, Neha Narula, and Nicholas Fullagar. Native client: A sandbox for portable, untrusted x86 native code. In *2009 30th IEEE Symposium on Security and Privacy*, pages 79–93. IEEE, 2009.
- [93] Jiyong Yu, Mengjia Yan, Artem Khyzha, Adam Morrison, Josep Torrellas, and Christopher W Fletcher. Speculative taint tracking (stt) a comprehensive protection for speculatively accessed data. In *Proceedings of the 52nd Annual IEEE/ACM International Symposium on Microarchitecture*, pages 954–968, 2019.
- [94] Mohamed Tarek Ibn Ziad, Miguel A Arroyo, Evgeny Manzhosov, Ryan Piersma, and Simha Sethumadhavan. No-fat: Architectural support for low overhead memory safety checks. In *2021 ACM/IEEE 48th Annual International Symposium on Computer Architecture (ISCA)*, pages 916–929. IEEE, 2021.
- [95] Mohamed Tarek Ibn Ziad, Miguel A Arroyo, Evgeny Manzhosov, and Simha Sethumadhavan. Zerø: Zero-overhead resilient operation under pointer integrity attacks. In *2021 ACM/IEEE 48th Annual International Symposium on Computer Architecture (ISCA)*, pages 999–1012. IEEE, 2021.