

# UER: A Heuristic Bias Addressing Approach for Online Continual Learning

Huiwei Lin  
Harbin Institute of Technology  
Shenzhen, China  
linhuiwei@stu.hit.edu.cn

Shanshan Feng\*  
Harbin Institute of Technology  
Shenzhen, China  
victor\_fengss@foxmail.com

Baoquan Zhang  
Harbin Institute of Technology  
Shenzhen, China  
zhangbaoquan@stu.hit.edu.cn

Hongliang Qiao  
Harbin Institute of Technology  
Shenzhen, China  
21s151112@stu.hit.edu.cn

Xutao Li  
Harbin Institute of Technology  
Shenzhen, China  
lixutao@hit.edu.cn

Yunming Ye  
Harbin Institute of Technology  
Shenzhen, China  
yeyunming@hit.edu.cn

## ABSTRACT

Online continual learning aims to continuously train neural networks from a continuous data stream with a single pass-through data. As the most effective approach, the rehearsal-based methods replay part of previous data. Commonly used predictors in existing methods tend to generate biased dot-product logits that prefer to the classes of current data, which is known as a bias issue and a phenomenon of forgetting. Many approaches have been proposed to overcome the forgetting problem by correcting the bias; however, they still need to be improved in online fashion. In this paper, we try to address the bias issue by a more straightforward and more efficient method. By decomposing the dot-product logits into an angle factor and a norm factor, we empirically find that the bias problem mainly occurs in the angle factor, which can be used to learn novel knowledge as cosine logits. On the contrary, the norm factor abandoned by existing methods helps remember historical knowledge. Based on this observation, we intuitively propose to leverage the norm factor to balance the new and old knowledge for addressing the bias. To this end, we develop a heuristic approach called unbiased experience replay (UER). UER learns current samples only by the angle factor and further replays previous samples by both the norm and angle factors. Extensive experiments on three datasets show that UER achieves superior performance over various state-of-the-art methods. The code is in <https://github.com/FelixHuiweiLin/UER>.

## CCS CONCEPTS

• **Computing methodologies** → **Cross-validation; Image representations.**

## KEYWORDS

neural networks, online continual learning, image classification

\*Corresponding author: Shanshan Feng

Permission to make digital or hard copies of all or part of this work for personal or classroom use is granted without fee provided that copies are not made or distributed for profit or commercial advantage and that copies bear this notice and the full citation on the first page. Copyrights for components of this work owned by others than the author(s) must be honored. Abstracting with credit is permitted. To copy otherwise, or republish, to post on servers or to redistribute to lists, requires prior specific permission and/or a fee. Request permissions from [permissions@acm.org](mailto:permissions@acm.org).

MM '23, October 29–November 3, 2023, Ottawa, ON, Canada

© 2023 Copyright held by the owner/author(s). Publication rights licensed to ACM.

ACM ISBN 979-8-4007-0108-5/23/10...\$15.00

<https://doi.org/10.1145/3581783.3612011>

## ACM Reference Format:

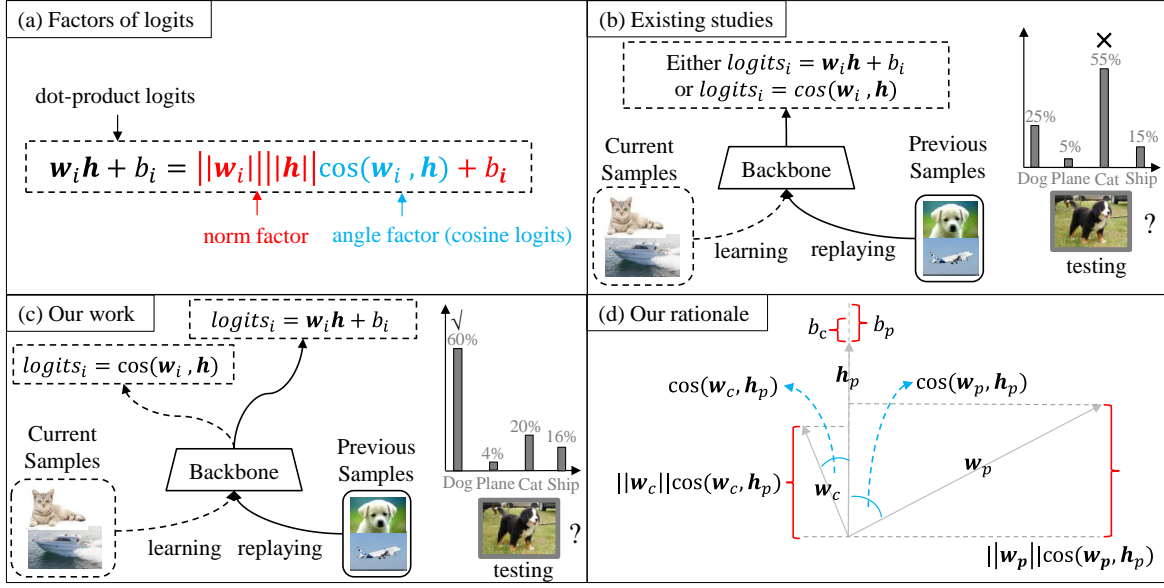
Huiwei Lin, Shanshan Feng, Baoquan Zhang, Hongliang Qiao, Xutao Li, and Yunming Ye. 2023. UER: A Heuristic Bias Addressing Approach for Online Continual Learning. In *Proceedings of the 31st ACM International Conference on Multimedia (MM '23)*, October 29–November 3, 2023, Ottawa, ON, Canada. ACM, New York, NY, USA, 9 pages. <https://doi.org/10.1145/3581783.3612011>

## 1 INTRODUCTION

At present, deep neural networks [34–36] still cannot have the conventional ability of continuous learning as human beings. If the model adapts to new data through fine-tuning, it will significantly degrade the performance of old data. Such a phenomenon is named catastrophic forgetting (CF) [12]. Since solving this problem is of great significance, continual learning [25–27] has been proposed to train the model to achieve knowledge accumulation without forgetting. Particularly, online continual learning (OCL) is a realistic scenario of continual learning. It requires overcoming the CF problem of continuously learning from an infinite and non-stationary data stream, where the data can be accessed only once.

The rehearsal-based methods have shown superior performance for OCL among all approaches of continual learning [23]. This family of methods [24, 31, 44] set an episodic memory buffer to store part of previous samples and replay them in the learning process of current samples. In this type of methods, the phenomenon of CF is exhibited as a biased issue of prediction due to data imbalance. Specifically, the number of current samples in the data stream is generally greater than the number of previous samples in the fixed buffer. Hence, the model tends to score the samples with biased predictions and easily classifies most samples to current classes.

Although existing methods mitigate the forgetting problem by correcting the bias, they still need to be improved in online fashion. Specifically, there are three main challenges that need to be addressed: 1) **Real-time ability**. Some methods [32, 43, 45] require additional training steps or post-operations, which is not beneficial to the real-time prediction of the model. 2) **Flexibility**. Some methods [1, 6] rely heavily on the clear boundary between the old and new classes, and they cannot be extended from the predictor to the feature extractor. 3) **Adjustability**. Other methods [6, 10] are difficult to adjust the scale of bias correction, easily limiting the generalization ability of the models. Thus, a meaningful question arises: Is there a more straightforward and efficient approach



**Figure 1: Illustration of our work. (a) The dot-product logits can be decomposed into a norm factor and an angle factor; (b) Existing studies, which learn all samples by calculating logits in the same way; (c) Different from existing studies, the model in our work learns current samples only by the angle factor meanwhile replays previous samples by both the angle factor and the norm factor. (d) By leveraging the norm factor, the model can correctly classify samples.**

that can simultaneously meet these three challenges and effectively address the bias issue for OCL?

To answer this question, we dissect existing rehearsal-based methods and empirically find that the biased predictions (dot-product logits) mainly changes in two parts, as shown in Figure 1(a). Inspired by [28], we decompose the dot-product logits ( $\mathbf{w}\mathbf{h} + b$ ) into a norm factor ( $\|\mathbf{w}\| \|\mathbf{h}\| + b$ ) and an angle factor ( $\cos(\mathbf{w}, \mathbf{h})$ ). The unbalance data leads to an unbalanced competition of gradient propagation, which is a major cause of the CF phenomenon, and this effect influences the logits in both factors. Further experiments reveal that these two factors act differently during the training process. On one hand, the angle factor suffers from a serious bias issue in prediction. It can be independently utilized as cosine logits that mainly captures novel knowledge from current samples. On the other hand, the norm factor, which is abandoned by existing works [6, 19], is helpful in keeping historical knowledge of previous samples.

Based on this observation, it is feasible to leverage the norm factor to balance old and new knowledge and address the bias issue. Comparing with the angle factor, the norm factor can effectively store historical knowledge, which is helpful to deal with the bias problem. In other words, the dot-product logits, composed of two factors, is suitable for replaying previous samples. Conversely, the cosine logits, based on the angle factor, is made available for learning current samples since it can quickly learn novel knowledge of current samples. Different from existing studies (Figure 1(b)) that calculate logits in the same way, we try to (Figure 1(c)) learn current samples by cosine logits and further replay previous samples by dot-product logits. As shown in Figure 1(d), a sample  $\mathbf{h}_p$  will be mistakenly classified to current class  $c$  by cosine logits that satisfies  $\cos(\mathbf{w}_c, \mathbf{h}_p) > \cos(\mathbf{w}_p, \mathbf{h}_p)$ . However, with the help of the norm factor, the model can correctly

classify  $\mathbf{h}_p$  to previous class  $p$  by dot-product logits that satisfies  $\|\mathbf{h}_p\| \|\mathbf{w}_c\| \cos(\mathbf{w}_c, \mathbf{h}_p) + b_c < \|\mathbf{h}_p\| \|\mathbf{w}_p\| \cos(\mathbf{w}_p, \mathbf{h}_p) + b_p$ . Empirical experiments demonstrate that this approach effectively solves the bias problem and achieves better performance.

With these inspirations, we propose unbiased experience replay (UER), a heuristic bias addressing approach alleviating the phenomenon of CF for OCL. Its process can be mainly divided into three components.: 1) The **learning component** is the basic component that trains current samples from the data stream by cosine logits. It aims to save novel knowledge in the angle factor. 2) To solidify historical knowledge, the **replaying component** mainly trains previous samples in the memory buffer using both the norm and angle factors, leveraging the norm factor to correct the biased prediction. 3) With the help of the norm factor, the **testing component** tends to predict unbiased categorical distributions for all samples. Such a simple yet effective method can be used for real-time prediction (**Real-time ability**), extended to the feature extractor (**Flexibility**), and the scale of bias addressing is easily adjusted (**Adjustability**).

Our main contributions can be summarized as follows:

- 1) We theoretically analyze the characteristics of dot-product logits and cosine logits, discovering their coupling is beneficial. To the best of our knowledge, this work is the first to combine these two scoring ways for the OCL.
- 2) We develop a novel rehearsal-based framework called UER to mitigate the forgetting problem by addressing the bias issue of prediction. The core is the training mechanism that learns novel knowledge of current samples by the angle factor and further enhances historical knowledge of previous samples by the norm factor.
- 3) We conduct extensive experiments on three real-world datasets, and the results consistently demonstrate the superiority of UER over various state-of-the-art methods.

## 2 RELATED WORK

### 2.1 Continual Learning

Recent advances on continual learning can be grouped into three categories. 1) Architecture-based methods divide each stage into a set of specific parameters of the model, containing dynamical network [38] and static network [33]. 2) Regularization-based methods take historical knowledge as the prior information of learning novel knowledge, extending the loss function with additional regularization term [13, 21]. 3) Rehearsal-based methods set a fixed-size memory buffer [9, 14, 30, 40] or generative model [11] to store, produce and replay previous samples with current ones. The kind of method [7, 8, 29, 42] that saves previous samples in the buffer is still the most effective for knowledge anti-forgetting at present [5]. Different from them, our method aims at overcoming the forgetting problem for OCL, which requires high real-time performance. It is more difficult than general continual learning setting.

### 2.2 Online Continual Learning

Rehearsal-based methods based on Experience replay (ER) [37] are the core solution of OCL. Some approaches [2, 39] exploit memory retrieval strategy to select more valuable samples from memory. Meanwhile, some approaches [3, 18, 20] focus on saving more effective samples, belonging to the family of memory update strategy. The others [6, 16, 17, 32, 44] called model update strategy improve the training process to learn efficiently. The proposed UER is a novel model update strategy to alleviate the phenomenon of CF by addressing the bias of prediction. Different from existing strategies, UER calculates logits in different ways for current samples and previous samples. Such a training mechanism makes use of the properties of the norm and angle factors. It can be simultaneously used for real-time prediction without additional post-operations, extended from the predictor to the feature extractor, and easy to control the scale of bias addressing.

## 3 RETHINKING PREDICTOR

### 3.1 Problem Definition

OCL divides a data stream into a sequence of mini learning batches as  $\mathcal{D} = \{\mathcal{B}_t\}_{t=1}^T$ , where  $\mathcal{B}_t = \{\mathcal{X}_t \times \mathcal{Y}_t\}$  contains the samples  $\mathcal{X}_t$  and corresponding labels  $\mathcal{Y}_t$ . All of learned classes are denoted as  $C_t$  until step  $t$ . The neural network is made up of a feature extractor  $\mathbf{h} = h_\Phi(\mathbf{x})$  and a predictor  $f(\mathbf{h}) = \mathbf{W}\mathbf{h}^T + \mathbf{b}$ , where  $\mathbf{h}$  is non-negative by Relu,  $\mathbf{W} = [\mathbf{w}_i]$ , and  $\mathbf{b} = [b_i]$ . Since the output of predictor is dot-product logits, the categorical prediction of sample  $\mathbf{x}$  is  $p^{dot}(\mathbf{x}) = [p_i^{dot}]$ , and  $p_i^{dot}$  is the probability that a sample belongs to class  $i \in C_t$ :

$$p_i^{dot} = \frac{\exp(\mathbf{w}_i \mathbf{h}_\Phi(\mathbf{x})^T + b_i)}{\sum_{j \in C_t} \exp(\mathbf{w}_j \mathbf{h}_\Phi(\mathbf{x})^T + b_j)}. \quad (1)$$

In the training process, the model can only access  $B_t$  and each sample can be seen only once. Its objective function is calculated as

$$L_{ocl} = E_{(\mathbf{x}, \mathbf{y}) \sim \mathcal{B}_t} [l(p^{dot}(\mathbf{x}), \mathbf{y})], \quad (2)$$

where  $l(\cdot)$  is the cross-entropy loss function.

ER [37], as a classic rehearsal-based method, allocates a memory buffer  $\mathcal{M}$  to store part of previous samples, and selects them as

$\mathcal{B}_M$  to replay with current samples. Thus, the objective function can be changed to

$$L_{er} = E_{(\mathbf{x}, \mathbf{y}) \sim \mathcal{B}_t \cup \mathcal{B}_M} [l(p^{dot}(\mathbf{x}), \mathbf{y})]. \quad (3)$$

LUCIR [19] is an improved method of ER. Generally, the dot-product logits ( $\mathbf{w}\mathbf{h} + b$ ) of predictor can be parameterized as the norm factor ( $\|\mathbf{w}\| \|\mathbf{h}\| + b$ ) and the angle factor ( $\cos(\mathbf{w}, \mathbf{h})$ ) [28]. In LUCIR, the norm factor is considered as an important part with bias. Hence, the angle factor is used separately as cosine logits to calculate the categorical probability prediction  $p^{cos}(\mathbf{x}) = [p_i^{cos}]$ . And its objective function is

$$L_{lucir} = E_{(\mathbf{x}, \mathbf{y}) \sim \mathcal{B}_t \cup \mathcal{B}_M} [l(p^{cos}(\mathbf{x}), \mathbf{y})]. \quad (4)$$

where

$$p_i^{cos} = \frac{\exp(\cos(\mathbf{w}_i, \mathbf{h}_\Phi(\mathbf{x})) \cdot \gamma)}{\sum_{j \in C_{i,t}} \exp(\cos(\mathbf{w}_j, \mathbf{h}_\Phi(\mathbf{x})) \cdot \gamma)}. \quad (5)$$

$\gamma$  is a scale parameter and usually set as 10.

### 3.2 Analysis of Catastrophic Forgetting

There is a competition between samples of each class in the process of gradient propagation. By chain rule, the gradient of predictor for a training sample  $\mathbf{x}$  of class  $y$  can be expressed as

$$\frac{\partial L_{er}}{\partial \mathbf{w}_j} = \begin{cases} (p_y^{dot} - 1)\mathbf{h}, & j = y \\ p_j^{dot}\mathbf{h}, & j \neq y \end{cases}, \quad (6)$$

and

$$\frac{\partial L_{er}}{\partial b_j} = \begin{cases} p_y^{dot} - 1, & j = y \\ p_j^{dot}, & j \neq y \end{cases}. \quad (7)$$

With a positive learning rate  $\eta$  and non-negative feature  $\mathbf{h}$ , it provides the positive change for associated parameters of class  $y$  as  $\mathbf{w}_y = \mathbf{w}_y - \eta(p_y - 1)\mathbf{h}$  and  $b_y = b_y - \eta(p_y - 1)$ , and propagates the negative changes to the other parameters as  $\mathbf{w}_j = \mathbf{w}_j - \eta p_j \mathbf{h}$  and  $b_j = b_j - \eta p_j$ . It means that not only the values of  $\mathbf{w}_y$  and  $b_y$  will become larger, but also the angles of  $\mathbf{w}_y$  and  $\mathbf{h}$  will be smaller. Thus, it increases the logits score of the  $y$ -th dimension as well as decreases the logits scores of other dimensions. And the process is the same when using cosine logits by

$$\frac{\partial L_{lucir}}{\partial \mathbf{w}_j} = \begin{cases} (p_y^{cos} - 1)\hat{\mathbf{h}}, & j = y \\ p_j^{cos}\hat{\mathbf{h}}, & j \neq y \end{cases}, \quad (8)$$

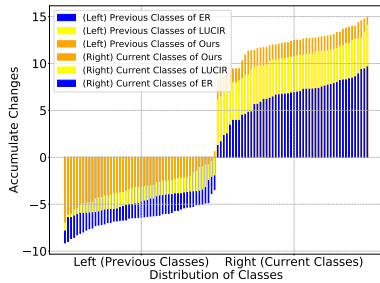
where

$$\hat{\mathbf{h}} = \frac{\mathbf{h}}{\|\mathbf{h}\|} - \cos(\mathbf{w}, \mathbf{h}) \frac{\mathbf{w}}{\|\mathbf{w}\|}. \quad (9)$$

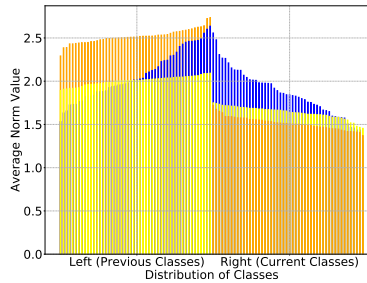
The biased issue is a phenomenon of CF, mainly caused by the unbalanced competition of gradient propagation. Generally, the number of samples belonging to previous classes in the fixed buffer will decrease as the learning process continues. And the number of samples belonging to current classes remains unchanged. If the model incrementally learns by Eq. 3 or Eq. 4, the associated parameters of current classes receive more positive changes while the others obtain more negative changes. It means the gradients of previous classes lose their competitiveness. Besides, the logits of current classes tend to be larger than the previous ones. Hence, the model is more likely to classify most samples to the classes of current samples, reducing the performance of previous classes.

**Table 1: The analysis results of different ways to train and test on Split CIFAR100 (Buffer Size=5000). It reports the final accuracy of all classes ( $A_{all}$ ), previous classes ( $A_p$ ), and current classes ( $A_c$ ). Meanwhile, it also reports the average norm value of previous ( $\|W_p\|$ ) and current classes ( $\|W_c\|$ ), the average weight value of previous ( $\text{Mean}(W_p)$ ) and current classes ( $\text{Mean}(W_c)$ ), and the average bias value of previous ( $\text{Mean}(b_p)$ ) and current classes ( $\text{Mean}(b_c)$ ).**

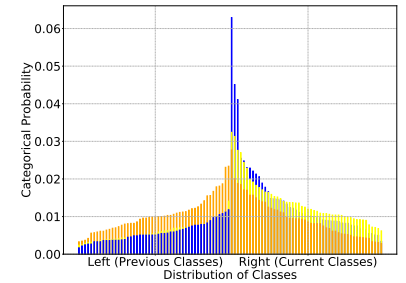
Index	Learning	Replaying	Testing	$A_{all}$	$A_p$	$A_c$	$\ W_p\ $	$\ W_c\ $	$\text{Mean}(W_p)$	$\text{Mean}(W_c)$	$\text{Mean}(b_p)$	$\text{Mean}(b_c)$
1 (ER)	dot-product	dot-product	dot-product	27.3	17.7	36.9	2.08	1.86	0.0044± 0.0274	-0.0038± 0.0221	-0.22	0.22
2	dot-product	dot-product	cosine	24.1	12.7	35.6	2.08	1.86	0.0044± 0.0274	-0.0038± 0.0221	-0.22	0.22
3 (LUCIR)	cosine	cosine	cosine	26.9	14.9	38.9	2.00	1.64	0.0398±0.0235	0.0471± 0.0146	-0.00	0.00
4	cosine	cosine	dot-product	28.2	28.8	27.6	2.00	1.64	0.0398±0.0235	0.0471± 0.0146	-0.00	0.00
5	dot-product	cosine	dot-product	19.6	0.0	39.1	1.37	2.09	0.0197±0.0115	0.0219± 0.0270	-1.03	1.03
6	dot-product	cosine	cosine	27.3	25.3	29.4	1.37	2.09	0.0197±0.0115	0.0219± 0.0270	-1.03	1.03
7	cosine	dot-product	cosine	21.3	0.5	42.2	2.52	1.51	0.0508±0.0371	0.0565± 0.0112	0.20	-0.20
8 (Ours)	cosine	dot-product	dot-product	29.5	30.9	28.1	2.52	1.51	0.0508±0.0371	0.0565± 0.0112	0.20	-0.20



(a) The accumulate changes of parameters during the learning process.



(b) The average norm value of all classes.



(c) The average categorical probability of testing samples.

**Figure 2: The analysis results of different ways on Split CIFAR100 when the memory buffer size is 5000.**

### 3.3 Analysis of Biased Predictor

The unbalanced gradient mainly affects the predictor from the angle and norm factors. The norm factor accounts for intra-class variation, and the angle factor accounts for inter-class variation [28]. To study their changes in OCL, we conduct experiments on CIFAR100 with two incremental stages and 50 classes per stage. We set two general ways to calculate logits in the experiment: dot-product logits (both factors) and cosine logits (only angle factor). In Table 1, we take different ways to calculate logits, and record their performances.

Experiment results show that the characteristics of these two factors differ from each other. On one hand, the bias issue mainly occurs in the angle factor, which efficiently learns novel knowledge. Comparing index 1 and 2, replacing dot-product logits with cosine logits in the testing phase leads to worse final accuracy, particularly for previous classes. Meanwhile, the method in index 3 performs better for current classes but worse for previous classes compared to the one in index 1. On the other hand, the norm factor, which has been abandoned in existing studies [19], benefits previous classes. As seen in index 3 and 4, the final performance is improved if cosine logits is changed to dot-product logits in the testing phase.

With this observation, the two factors can be utilized in different occasions. The angle factor is effective in adapting novel knowledge with inter-class variation. Consequently, cosine logits that depends on the angle factor is suitable for learning current samples. And dot-product logits can be used for replaying previous samples since it can leverage the norm factor to enhance historical knowledge with intra-class variation. Motivated by these findings, we propose a method that learns current samples by cosine logits, replays previous samples, and predicts testing samples by dot-product logits.

### 3.4 Analysis of Proposed Method

In addition to the results in Table 1, we present more detailed results for ER (blue), LUCIR (yellow) and our method (orange) in Figure 2. We calculate the difference between the parameters of predictor before and after learning current classes, taking it as the accumulated changes of parameter as shown in Figure 2 (a). Meanwhile, we report the average norm value of weight vector for all classes in Figure 2 (b). Moreover, we calculate the average categorical probability of all testing samples by the latest model, illustrated in Figure 2 (c). Further analysis and experiment results verify the feasibility of our proposed method.

Firstly, learning current samples using cosine logits can save the novel knowledge into the angle factor. In index 7 and 8, the performance on previous classes is almost zero when testing with cosine logits. The reason behind this is that the angular similarity is almost the determining factor for gradients in Equation (8). For one thing, all vectors in Equation (8) are normalized and it greatly enhances the influence of the angular similarity. For another thing, the change of  $\mathbf{w}$  is constrained by  $\hat{\mathbf{h}}$ , as large  $\|\mathbf{w}\|$  can decrease gradients so much that the weights pass is not able to update effectively. Moreover, the dot-product logits is associated with a value range  $[-\infty, +\infty]$ , while the value range of cosine logits is  $[-1, 1]$ . It causes the cosine logits to produce smaller change for previous classes and larger change for current classes (as seen in the blue and orange parts in Figure 2 (a)). And it also raises the norm factor of previous classes and reduces the norm factor of current classes (as observed in the blue and orange parts in Figure 2 (b)), which is helpful in learning novel knowledge by the angle factor.

Secondly, replaying previous samples with dot-product logits can enhance historical knowledge through the norm factor. Comparing index 7 and 8, using dot-product logits in the testing process results in the best performance for previous classes, even surpassing the performance of current classes. Different from cosine logits, the gradient in Equation (6) depends on both two factors. In the meantime, the gradient of Equation (6) is only associated with previous samples in the buffer. Since the angle factor is easily influenced by unbalanced gradient, this process tends to pay more attention to the norm factor. As a result, replaying by dot-product logits not only decreases the changes for previous classes but also increases the changes for current classes (as seen in the yellow and orange parts in Figure 2 (a)). In the meantime, it raises the norm factor of previous classes as well as reduces the norm factor of current classes (indicated by the yellow and orange parts in Figure 2 (a)). It causes that  $\|W_p\|$  is larger than  $\|W_c\|$ , and  $\text{Mean}(b_c)$  is smaller than  $\text{Mean}(b_p)$ . Although the angle factor suffers from  $\cos(w_c, h) > \cos(w_p, h)$ , it can be leveraged by  $\|w_p\| \|h\| + b_p > \|w_c\| \|h\| + b_c$ , as we described in Figure 1 (d).

As shown in Table 1, our proposed method achieves the best performance among all combinations of different logits. Based on the combination of different logits, our method quickly learns novel knowledge and effectively keep historical knowledge. As shown in Figure 2 (c), the posterior probability distribution of our method is relatively balanced, whereas those of ER and LUCIR tend to favor the current classes. Therefore, our motivation of learning current samples by cosine logits while replaying previous samples by dot-product logits is reasonable and practicable.

## 4 UNBIAS EXPERIENCE REPLAY

Inspired by these analyses, we propose a novel UER framework, which is a simple but effective solution for OCL. The framework consists of a CNN-based feature extractor and a predictor. The key idea is to mitigate the forgetting problem of the model by addressing the bias issue of probability distribution. The model can quickly learn novel knowledge of current samples by the angle factor, and effectively consolidate the historical knowledge learned from previous samples by both two factors. The overall workflow can be divided into three main modules: memory buffer operation, online continual training and online continual testing.

### 4.1 Memory Buffer Operation

Conveniently, the memory buffer in our framework has a fixed size, no matter how large the amount of samples is. On the one hand, it updates the memory buffer by reservoir sampling strategy. When the memory cannot load all samples, the reservoir sampling algorithm can ensure that the probability of each sample being extracted is equal. On the other hand, it randomly retrieves previous samples from the memory buffer to participate in the learning of current samples.

### 4.2 Online Continual Training

In this part, it trains the model by calculating logits in different ways when learning current samples and replaying previous samples. Based on the initialized model, the framework not only takes the angle factor to save novel knowledge but also leverages the norm

---

### Algorithm 1 Unbias Experience Replay

---

**Input:** Dataset  $D$ , Learning Rate  $\lambda$ , Trade-off Parameter  $\alpha$

**Output:** Network Parameters  $\theta$

```

1: Initialize: Memory Buffer  $\mathcal{M} \leftarrow \{\}$ 
2: for  $t \in \{1, 2, \dots, T\}$  do
3:   //Training Phase
4:   for  $\mathcal{B}_t \in D$  do
5:      $\mathcal{B}_M \leftarrow \text{MemoryRetrieval}(\mathcal{M})$ .
6:      $L_c \leftarrow E_{(x,y) \sim \mathcal{B}_t} [l(p^{\cos}(x), \mathbf{y})]$ 
7:      $L_p \leftarrow E_{(x,y) \sim \mathcal{B}_M} [\alpha l(p^{\text{dot}}(x), \mathbf{y}) + (1 - \alpha) l(p^{\cos}(x), \mathbf{y})]$ 
8:      $L \leftarrow L_c + L_p$ 
9:      $\theta \leftarrow \theta + \lambda \nabla_{\theta} L$ .
10:     $\mathcal{M} \leftarrow \text{MemoryUpdate}(\mathcal{M}, \mathcal{B}_t)$ .
11:   end for
12:   //Testing Phase
13:    $m \leftarrow \text{number of testing samples}$ 
14:   for  $i \in \{1, 2, \dots, m\}$  do
15:      $\hat{y} \leftarrow \arg \max_c p^{\text{dot}}(x_i)[c], c \in \mathcal{C}_t$ 
16:   end for
17:   return  $\theta$ 
18: end for

```

---

factor to enhance all of learned knowledge. It can address the bias issue of prediction and further alleviate the phenomenon of CF by optimizing the objective function as

$$L = L_c + L_p, \quad (10)$$

which has two components to learn training samples.

**The learning component**  $L_c$  is the general cross-entropy loss function based on cosine logits, which is only associated with current samples. The target of this component is to mine novel knowledge of new classes, saving it into the angle factor. And the loss value is calculated as follows

$$L_c = E_{(x,y) \sim \mathcal{B}_t} [l(p^{\cos}(x), \mathbf{y})]. \quad (11)$$

**The replaying component**  $L_p$  combines different cross-entropy loss functions. It is only related to the previous samples in the memory buffer, and it calculates categorical probability in both angle factor and norm factor. The loss with dot-product logits leverages norm factor to enhance historical knowledge and deal with the bias issue. In the meantime, the loss with cosine logits can control the strength of leveraging and prevent the model from losing its generalization ability. In detail, the framework takes  $p^{\text{dot}}(x)$  as the categorical probability of previous samples, which can bring more positive changes to parameters of previous classes. Besides, it takes  $p^{\cos}(x)$  of previous samples to balance the strength of the change. Finally, it can get the objective function as

$$L_p = E_{(x,y) \sim \mathcal{B}_M} [\alpha l(p^{\text{dot}}(x), \mathbf{y}) + (1 - \alpha) l(p^{\cos}(x), \mathbf{y})], \quad (12)$$

where  $\alpha$  is the hyper-parameter of leveraged scale.

### 4.3 Online Continual Testing

**The testing component** is similar to the replaying process of previous samples. Each testing sample  $x$  propagates forward through the

**Table 2: Final Average Accuracy Rate (higher is better). The best scores are in boldface, and the second best scores are underlined.**

Methods	Split CIFAR10				Split CIFAR100				Split MiniImageNet			
	100	200	500	1000	500	1000	2000	5000	500	1000	2000	5000
IID	58.1±2.5				17.3±0.8				18.2±1.1			
IID++ [6]	64.2±2.1				23.5±0.8				20.7±1.0			
FINE-TUNE	17.9±0.4				5.9±0.2				4.3±0.2			
ER [37] (NeurIPS2019)	33.8±3.2	41.7±2.8	46.0±3.5	46.1±4.3	14.5±0.8	17.6±0.9	19.7±1.6	20.9±1.2	11.2±0.6	13.4±0.9	16.5±0.9	16.2±1.7
GSS [3] (NeurIPS2019)	23.1±3.9	28.3±4.6	36.3±4.1	44.8±3.6	14.6±1.3	16.9±1.4	19.0±1.8	20.1±1.1	10.3±1.5	13.9±1.0	14.6±1.1	15.5±0.9
MIR [2] (NeurIPS2019)	34.8±3.3	40.3±3.3	42.6±1.7	47.4±4.1	14.8±0.7	18.1±0.7	20.3±1.6	21.6±1.7	11.9±0.6	14.8±1.1	17.2±0.8	17.2±1.2
ASER [39] (AAAI2021)	33.7±3.7	31.6±3.4	42.1±3.0	42.3±2.9	13.0±0.9	16.1±1.1	17.7±0.7	18.9±1.0	10.5±1.1	13.8±0.9	16.1±0.9	18.1±1.1
GMED [20] (NeurIPS2021)	32.8±4.7	43.6±5.1	52.5±3.9	51.3±3.6	15.0±0.9	18.8±0.7	21.1±1.2	23.0±1.5	11.9±1.2	15.3±1.3	18.0±0.8	19.6±1.0
A-GEM [9] (ICLR2019)	17.5±1.7	17.4±2.1	17.9±0.7	18.2±1.5	5.4±0.6	5.6±0.5	5.4±0.7	4.6±1.0	5.0±1.0	4.7±1.1	5.0±2.3	4.8±0.8
LUCIR [19] (CVPR2019)	40.3±2.0	46.0±1.4	50.6±2.2	55.7±3.9	14.5±0.4	17.4±0.8	20.1±0.7	21.8±1.3	12.4±0.6	14.7±0.9	16.9±1.1	18.4±1.3
ER-WA [45] (CVPR2020)	36.9±2.9	42.5±3.4	48.6±2.7	45.9±5.3	18.3±0.7	21.7±1.2	23.6±0.9	24.0±1.8	15.1±0.7	17.1±0.9	18.9±1.4	18.5±1.5
DER++ [4] (NeurIPS2020)	40.9±1.4	45.3±1.7	52.8±2.2	53.9±1.9	15.5±1.0	17.2±1.1	19.5±1.2	20.2±1.3	11.9±1.0	14.8±0.7	16.1±1.3	15.5±1.3
SS-IL [1] (ICCV2021)	36.8±2.1	42.2±1.4	44.8±1.6	47.4±1.5	19.5±0.6	21.9±1.1	24.5±1.4	24.7±1.0	18.0±0.7	19.7±0.9	21.7±1.0	24.4±1.6
SCR [32] (CVPR2021)	35.0±2.9	45.4±1.0	55.7±1.6	59.8±1.6	13.3±0.6	16.2±1.3	18.2±0.8	19.3±1.0	12.1±0.7	14.7±1.9	16.8±0.6	18.6±0.5
ER-ACE [6] (ICLR2022)	<b>44.3±1.5</b>	<b>49.7±2.4</b>	54.9±1.4	57.5±1.9	19.7±0.8	<b>23.1±0.8</b>	<b>24.8±0.9</b>	<b>27.0±1.2</b>	18.1±0.5	<b>20.3±1.3</b>	<b>24.8±1.1</b>	<b>26.2±1.0</b>
ER-DVC [16] (CVPR2022)	36.3±2.6	45.4±1.4	50.6±2.9	52.1±2.5	16.8±0.8	19.7±0.7	22.1±0.9	24.1±0.8	13.9±0.6	15.4±0.7	17.2±0.8	19.1±0.9
OBC [10] (ICLR2023)	40.5±2.1	46.4±1.6	53.4±2.3	55.3±2.7	18.7±0.9	22.1±0.6	24.0±1.3	26.3±1.0	14.4±0.9	16.4±1.4	19.5±1.5	21.6±1.4
UER (ours)	<u>41.5±1.4</u>	<u>49.2±1.7</u>	<b>55.8±1.9</b>	<b>60.3±1.6</b>	<b>20.9±0.8</b>	<b>24.6±0.8</b>	<b>27.0±0.5</b>	<b>29.6±1.1</b>	<b>18.4±0.8</b>	<b>21.9±1.3</b>	<b>25.1±1.1</b>	<b>27.5±1.1</b>
↔UER-A	41.0±1.5	47.6±1.4	51.9±1.9	55.5±1.8	18.6±0.6	21.5±0.7	24.5±0.6	26.5±0.9	15.1±0.8	17.8±1.4	20.8±1.3	22.6±1.3

network to obtain its class probability distribution  $p^{dot}(\mathbf{x})$ . Then we can classify it based on the following formula

$$\hat{y} = \arg \max_c p^{dot}(\mathbf{x})[c], c \in C_t. \quad (13)$$

The whole training and inference procedures are summarized in Algorithm 1. To begin with, the part of memory buffer operation set a fixed-size memory buffer to save (line 10) and replay previous samples (line 5). Then, the part of online continual training (line 6-9) overcomes the forgetting problem by learning current samples and previous samples by different objective functions, respectively. Finally, the part of online continual testing (line 13-16) predicts the categorical probability of unknown sample by dot-product logits, which is helpful to correctly classify the testing samples.

## 5 EXPERIMENTS

### 5.1 Experiment Setup

**5.1.1 Datasets.** To evaluate the effectiveness of our replay-based framework UER, we conduct extensive experiments on three publicly available datasets (CIFAR10 [22], CIFAR100 [22] and MiniImageNet [41]). **Split CIFAR10** consists of 5 learning stages and each stage contains 2 classes. **Split CIFAR100** and **Split MiniImageNet** are made up of 10 learning stages and each stage has 10 classes.

**5.1.2 Evaluation Metrics.** We define  $a_{i,j}$  ( $j \leq i$ ) as the accuracy evaluated on the held-out test samples of the  $j$ th stage after the network has learned the first  $i$  stages. Similar with [39], we can acquire average accuracy rate as

$$A_i = \frac{1}{i} \sum_{j=1}^i a_{i,j}. \quad (14)$$

**5.1.3 Implementation Details.** The basic setting of backbone model is the same as the existing work [6]. In detail, we take the Reduced

ResNet18 (the number of filters is 20) as the feature extractor on all datasets. All of the networks are randomly initialized rather than pre-trained. During the training phase, the network is trained with SGD optimizer and learning rate is set as 0.1. Meanwhile, we select  $\alpha$  on a validation set that obtained by sampling 10% of the training set. As for the testing phase, we select 256 as the batch size.

For all datasets, the class indexes are shuffled before division. The model receives 10 current samples from data stream and 10 previous samples from the memory buffer at a time irrespective of the size of the memory. Moreover, we employ a combination of various augmentation techniques to get the augmented images.

### 5.2 Overall Performance

In this section, we conduct experiments for UER and various state-of-the-art baselines on three datasets. We not only directly compare the performance of UER with these methods, but also explore the improvement of UER for them.

**Comparison with existing baselines.** Table 2 demonstrates the final average accuracy for three datasets. All reported scores are the average of 10 runs with a 95% confidence interval. Among all rehearsal-based methods, the model update strategies are the most effective, and ER-ACE method achieves the best results.

Nevertheless, our proposed UER still outperforms them, demonstrating its effectiveness. Specifically, UER achieves the best performance under 10 of the 12 experimental scenarios, where three datasets contain four memory buffer of different sizes. It has the most outstanding performance on Split CIFAR100 and Split MiniImageNet. Meanwhile, the growth of buffer size further improves the performance of the UER. For example, UER outperforms the strongest baseline ER-ACE with a gap of 0.3%, 1.6%, 0.3%, 1.3% on Split MiniImageNet when the size of memory buffer is 500, 1000, 2000 and 5000, respectively. Moreover, UER defeats the ER-ACE with an improvement of 1.2%, 1.5%, 2.2% and 2.6% on Split CIFAR100



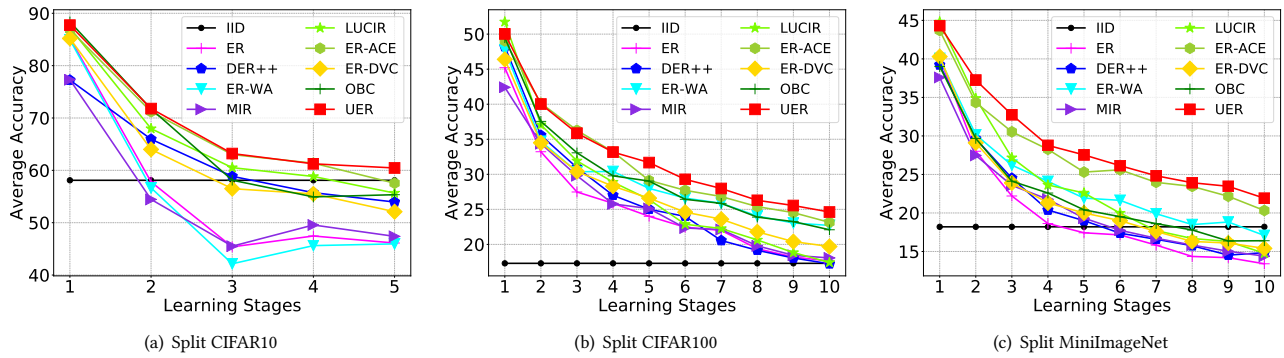


Figure 3: Average accuracy rate on observed learning stages on three datasets when the memory buffer size is 1000.

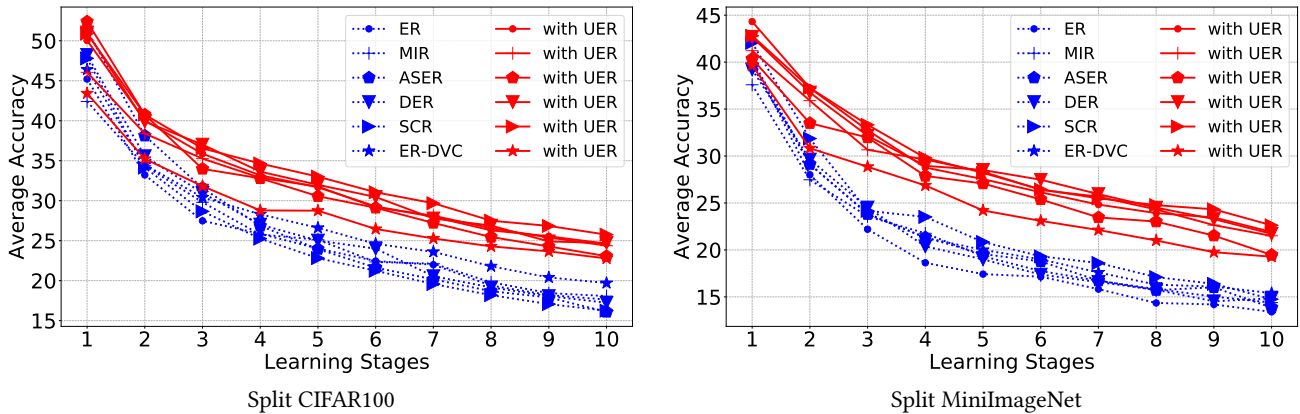


Figure 4: Improvement of existing methods with UER on Split CIFAR100 and Split MiniImageNet while the buffer size is 1000.

with 500, 1000, 2000 and 5000 size of memory buffer, respectively. We note that the performance of UER is not optimal on Split CIFAR10 when the buffer size is smaller. It is because there are fewer classes in this dataset, and the bias issue is not very serious. Meanwhile, the learning of norm factor is insufficient when the number of samples is small.

We report the accuracy performance at each stage for some of effective approaches on all datasets. As described in Figure 3, UER not only achieves significant results in the accuracy of final stage, but also consistently outperforms other baselines throughout the entire learning process. Its effectiveness becomes more and more visible as the stages increase, exhibiting its capability to overcome CF. For instance, although the advantage of UER is not obvious at the second stage and the third stage, its performance of anti-forgetting is the best in the remaining stages on Split CIFAR100.

**Improvement for existing baselines.** We apply UER to existing baselines, and the results demonstrate that UER greatly improves their performance. Figure 4 states the performance of six ER-based baselines with and without the combination of our method on Split CIFAR100 and Split MiniImageNet. The blue lines denote the original accuracy of existing studies, while the red ones are the improved accuracy of them after combining with UER. By leveraging the norm factor to deal with the bias problem, the performance of these baselines in anti-forgetting is enhanced. For instance, the SCR that performs poorly for mini learning batches, achieves the best performance in the whole learning process with the help of

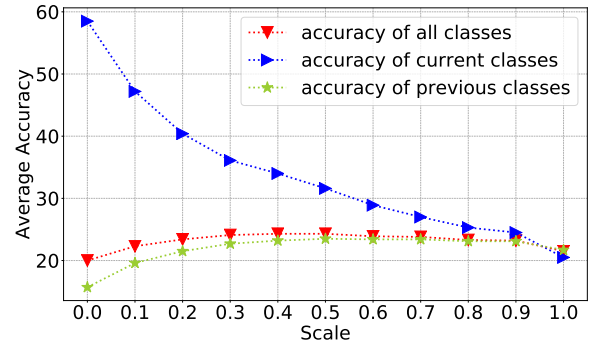
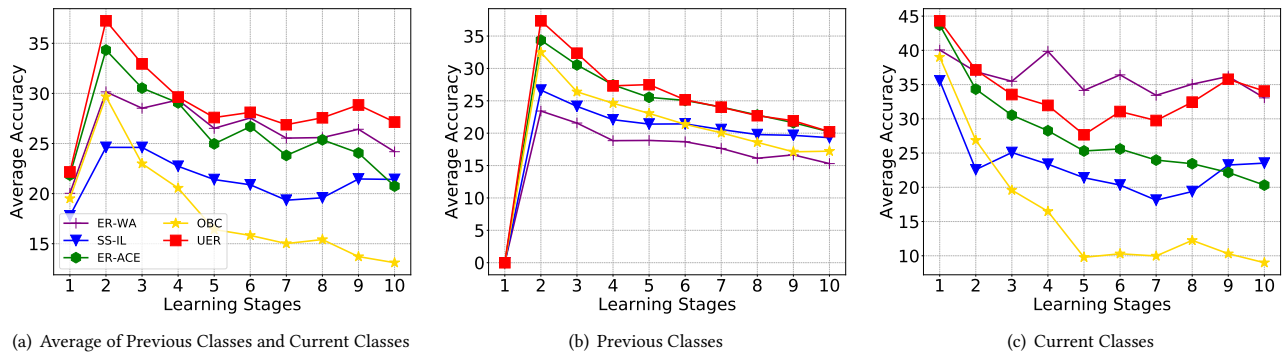


Figure 5: The performance of UER on Split CIFAR100 (buffer size=1000) with different values of  $\alpha$ .

our method. In summary, our method not only shows significant advantages over other baseline approaches, but can also be integrated with existing methods to greatly improve their performance.

### 5.3 Analysis Study

**5.3.1 Real-time Ability.** UER is a simple and effective method for real-time prediction of OCL. Similar with [15], we use  $C_D$  to compare the computation of different methods. The  $C_D$  is denoted as a relative complexity between the stream and an underlying continual learning method. For example, when current samples come, ER can immediately learn them and then predict unknown samples, resulting in a relative complexity of 1. Since UER and ER-ACE only



**Figure 6: Average accuracy rate of previous classes, current classes and their average on observed learning stages of Split MiniImageNet when the memory buffer size is 1000.**

**Table 3: The computational complexity (lower is better) of the model on Split CIFAR100 (buffer size=1000).**

Metric	ER	ER-ACE	OBC	UER
$C_{\mathcal{D}}$	1	1	1.5	1
Time/s	1740	1698	2542	1763

**Table 4: The Final Average Accuracy Rate (higher is better) of the model on Split CIFAR100 (buffer size=1000) when it adds a linear layer to the feature extractor.**

Method	All Classes	Current	Previous
ER	15.6 $\pm$ 2.6	50.5	11.7
ER-ACE	18.9 $\pm$ 0.9	17.3	19.1
OBC	18.3 $\pm$ 0.7	17.5	18.4
UER (feature extractor)	18.6 $\pm$ 1.0	30.6	17.2
UER (predictor)	19.6 $\pm$ 1.5	34.7	18.0
UER (both)	<b>20.1<math>\pm</math>1.2</b>	31.8	18.8

modify the loss objective of ER, their computational complexities are equivalent to 1. However, OBC has to replay another batch of previous samples based on ER, making it require  $1.5 \times$  FLOPs needed by ER. Thus, its computational complexity is 1.5, which limits the ability of real-time prediction. The comparison of running time between various methods also confirms this result.

**5.3.2 Flexibility.** Meanwhile, UER is flexible since it is not only suitable for the linear layer of predictor, but also beneficial for the one in feature extractor. Specifically, we add a linear layer to the feature extractor, the predictor and all linear layers, respectively. Table 4 reports the final average accuracy rate of all classes, current classes and previous classes for all methods. It is not difficult to find that this module can work on each linear layer alone, and the overall performance is better and more stable on both linear layers. Hence, compared with other existing methods, UER is not constrained by the classes boundary, and has a wider range of applications.

**5.3.3 Adjustability.** By using dot-product logits, UER leverages the norm factor to balance the performance of current and previous classes. And the effect is mainly affected by the leveraged scale hyper-parameter  $\alpha$ . As shown in Table 2, the ablation version of UER is denoted as UER-A. Due to the lack of scale adjustment, UER-A performs worse than UER.

To explore the impact of  $\alpha$ , we conduct experiments on Split CIFAR100 for different  $\alpha$ . In Figure 5, we report the accuracy of all classes for UER, which can be divided into the accuracy of previous classes and the accuracy of current classes. As  $\alpha$  increases, the proportion of dot-product logits raises. Its performance (red line) will be improved at the beginning, and it will not enhance or even start to decline when  $\alpha$  becomes large. By comparing the performance of current and previous classes, we find that the accuracy of current classes (blue line) will decline with the increase of  $\alpha$ . While the accuracy rate of previous classes (green line) will rise at the beginning and then decline later. Empirically, UER can play its greatest role for the model when the value of  $\alpha$  is around 0.5.

Hence, UER is more adjustable than other methods. In Figure 6, we demonstrate the performance of several bias addressing methods on previous classes, current classes and their average. With the help of the scale, UER not only ensures the generalization ability to learn current classes, but also improves the memory ability to capture previous classes.

## 6 CONCLUSION

In this paper, we develop a heuristic OCL method called UER to alleviate the phenomenon of CF by tackling the bias problem of logits. By examining the change of predictor, we find that the important factors of dot-product logits include a norm factor and an angle factor. The former is beneficial to previous classes while the latter is fond of current classes. As a result, the cosine logits depends on the angle factor is suitable to adapt novel knowledge. And the dot-product logits made up of norm and angle factors is good at storing historical knowledge. Hence, the proposed UER leverages the norm factor to balance the categorical prediction of the predictor. It learns current samples only by the angle factor and further replays previous samples by both the norm and angle factors. Extensive experiments on three datasets demonstrate the superiority of UER over various state-of-the-art baselines.

## ACKNOWLEDGMENTS

This work was supported in part by National Nature Science Foundation of China (No. 61972111, No. 62202124 and No. 62272130), Nature Science Program of Shenzhen (No. JCYJ20210324120208022 and No. JCYJ20200109113014456) and Shenzhen Science and Technology Program (No. KCXFZ20211020163403005).



## REFERENCES

- [1] Hongjoon Ahn, Jihwan Kwak, Subin Lim, Hyeonsu Bang, Hyojun Kim, and Taesup Moon. 2021. Ss-il: Separated softmax for incremental learning. In *Proceedings of the IEEE/CVF International Conference on Computer Vision*. 844–853.
- [2] Rahaf Aljundi, Eugene Belilovsky, Tinne Tuytelaars, Laurent Charlin, Massimo Caccia, Min Lin, and Lucas Page-Caccia. 2019. Online Continual Learning with Maximal Interfered Retrieval. *Advances in Neural Information Processing Systems* 32 (2019), 11849–11860.
- [3] Rahaf Aljundi, Min Lin, Baptiste Goujaud, and Yoshua Bengio. 2019. Gradient based sample selection for online continual learning. *Advances in neural information processing systems* 32 (2019).
- [4] Pietro Buzzega, Matteo Boschini, Angelo Porrello, Davide Abati, and Simone Calderara. 2020. Dark experience for general continual learning: a strong, simple baseline. *Advances in neural information processing systems* 33 (2020), 15920–15930.
- [5] Pietro Buzzega, Matteo Boschini, Angelo Porrello, and Simone Calderara. 2021. Rethinking experience replay: a bag of tricks for continual learning. In *2020 25th International Conference on Pattern Recognition (ICPR)*. IEEE, 2180–2187.
- [6] Lucas Caccia, Rahaf Aljundi, Nader Asadi, Tinne Tuytelaars, Joelle Pineau, and Eugene Belilovsky. 2021. New Insights on Reducing Abrupt Representation Change in Online Continual Learning. In *International Conference on Learning Representations*.
- [7] Hyuntak Cha, Jaeho Lee, and Jinwoo Shin. 2021. Co2l: Contrastive continual learning. In *Proceedings of the IEEE/CVF International Conference on Computer Vision*. 9516–9525.
- [8] Arslan Chaudhry, Albert Gordo, Puneet Dokania, Philip Torr, and David Lopez-Paz. 2021. Using Hindsight to Anchor Past Knowledge in Continual Learning. In *Proceedings of the AAAI Conference on Artificial Intelligence*, Vol. 35. 6993–7001.
- [9] Arslan Chaudhry, Marc'Aurelio Ranzato, Marcus Rohrbach, and Mohamed Elhoseiny. 2018. Efficient Lifelong Learning with A-GEM. In *International Conference on Learning Representations*.
- [10] Aristotelis Chrysakos and Marie-Francine Moens. [n. d.]. Online Bias Correction for Task-Free Continual Learning. In *The Eleventh International Conference on Learning Representations*.
- [11] Bo Cui, Guyue Hu, and Shan Yu. 2021. DeepCollaboration: Collaborative Generative and Discriminative Models for Class Incremental Learning. In *Proceedings of the AAAI Conference on Artificial Intelligence*, Vol. 35. 1175–1183.
- [12] Matthias Delange, Rahaf Aljundi, Marc Masana, Sarah Parisot, Xu Jia, Ales Leonardis, Greg Slabaugh, and Tinne Tuytelaars. 2021. A continual learning survey: Defying forgetting in classification tasks. *IEEE Transactions on Pattern Analysis and Machine Intelligence* (2021).
- [13] Prithviraj Dhar, Rajat Vikram Singh, Kuan-Chuan Peng, Ziyang Wu, and Rama Chellappa. 2019. Learning without memorizing. In *Proceedings of the IEEE/CVF Conference on Computer Vision and Pattern Recognition*. 5138–5146.
- [14] Mehrdad Farajtabar, Navid Azizan, Alex Mott, and Ang Li. 2020. Orthogonal gradient descent for continual learning. In *International Conference on Artificial Intelligence and Statistics*. PMLR, 3762–3773.
- [15] Yasir Ghunaim, Adel Bibi, Kmail Alhamoud, Motasem Alfarra, Hasan Abed Al Kader Hammoud, Ameeya Prabhu, Philip HS Torr, and Bernard Ghanem. 2023. Real-time evaluation in online continual learning: A new paradigm. *arXiv preprint arXiv:2302.01047* (2023).
- [16] Yanan Gu, Xu Yang, Kun Wei, and Cheng Deng. 2022. Not Just Selection, but Exploration: Online Class-Incremental Continual Learning via Dual View Consistency. In *Proceedings of the IEEE/CVF Conference on Computer Vision and Pattern Recognition*. 7442–7451.
- [17] Yiduo Guo, Bing Liu, and Dongyan Zhao. 2022. Online Continual Learning through Mutual Information Maximization. In *International Conference on Machine Learning*. PMLR, 8109–8126.
- [18] Jiangpeng He and Fengqing Zhu. 2021. Online continual learning for visual food classification. In *Proceedings of the IEEE/CVF International Conference on Computer Vision*. 2337–2346.
- [19] Saihui Hou, Xinyu Pan, Chen Change Loy, Zilei Wang, and Dahua Lin. 2019. Learning a unified classifier incrementally via rebalancing. In *Proceedings of the IEEE/CVF Conference on Computer Vision and Pattern Recognition*. 831–839.
- [20] Xisen Jin, Arka Sadhu, Junyi Du, and Xiang Ren. 2021. Gradient-based Editing of Memory Examples for Online Task-free Continual Learning. *Advances in Neural Information Processing Systems* 34 (2021).
- [21] James Kirkpatrick, Razvan Pascanu, Neil Rabinowitz, Joel Veness, Guillaume Desjardins, Andrei A Rusu, Kieran Milan, John Quan, Tiago Ramalho, Agnieszka Grabska-Barwinska, et al. 2017. Overcoming catastrophic forgetting in neural networks. *Proceedings of the national academy of sciences* 114, 13 (2017), 3521–3526.
- [22] Alex Krizhevsky, Geoffrey Hinton, et al. 2009. Learning multiple layers of features from tiny images. (2009).
- [23] Huiwei Lin, Shanshan Feng, Xutao Li, Wentao Li, and Yunming Ye. 2022. Anchor assisted experience replay for online class-incremental learning. *IEEE Transactions on Circuits and Systems for Video Technology* (2022).
- [24] Huiwei Lin, Baoquan Zhang, Shanshan Feng, Xutao Li, and Yunming Ye. 2023. PCR: Proxy-based Contrastive Replay for Online Class-Incremental Continual Learning. In *Proceedings of the IEEE/CVF Conference on Computer Vision and Pattern Recognition*. 24246–24255.
- [25] Bing Liu and Sahisnu Mazumder. 2021. Lifelong and continual learning dialogue systems: learning during conversation. In *Proceedings of the AAAI Conference on Artificial Intelligence*, Vol. 35. 15058–15063.
- [26] Bing Liu, Sahisnu Mazumder, Eric Robertson, and Scott Grigsby. 2022. AI Autonomy: Self-Initiation, Adaptation and Continual Learning. *arXiv preprint arXiv:2203.08994* (2022).
- [27] Bing Liu and Chuhe Mei. 2020. Lifelong knowledge learning in rule-based dialogue systems. *arXiv preprint arXiv:2011.09811* (2020).
- [28] Weiyang Liu, Zhen Liu, Zhiding Yu, Bo Dai, Rongmei Lin, Yisen Wang, James M Rehg, and Le Song. 2018. Decoupled networks. In *Proceedings of the IEEE Conference on Computer Vision and Pattern Recognition*. 2771–2779.
- [29] Yaoyao Liu, Bernt Schiele, and Qianru Sun. 2021. RMM: Reinforced memory management for class-incremental learning. *Advances in Neural Information Processing Systems* 34 (2021).
- [30] David Lopez-Paz and Marc'Aurelio Ranzato. 2017. Gradient episodic memory for continual learning. *Advances in neural information processing systems* 30 (2017).
- [31] Zheda Mai, Ruiwen Li, Jihwan Jeong, David Quispe, Hyunwoo Kim, and Scott Sanner. 2022. Online continual learning in image classification: An empirical survey. *Neurocomputing* 469 (2022), 28–51.
- [32] Zheda Mai, Ruiwen Li, Hyunwoo Kim, and Scott Sanner. 2021. Supervised Contrastive Replay: Revisiting the Nearest Class Mean Classifier in Online Class-Incremental Continual Learning. In *Proceedings of the IEEE/CVF Conference on Computer Vision and Pattern Recognition*. 3589–3599.
- [33] Zichen Miao, Ze Wang, Wei Chen, and Qiang Qiu. 2021. Continual Learning with Filter Atom Swapping. In *International Conference on Learning Representations*.
- [34] Liqiang Nie, Leigang Qu, Dai Meng, Min Zhang, Qi Tian, and Alberto Del Bimbo. 2022. Search-oriented Micro-video Captioning. In *Proceedings of the 30th ACM International Conference on Multimedia*. 3234–3243.
- [35] Liqiang Nie, Wenjie Wang, Richang Hong, Meng Wang, and Qi Tian. 2019. Multimodal dialog system: Generating responses via adaptive decoders. In *Proceedings of the 27th ACM International Conference on Multimedia*. 1098–1106.
- [36] Liqiang Nie, Xiang Wang, Jianglong Zhang, Xiangnan He, Hanwang Zhang, Richang Hong, and Qi Tian. 2017. Enhancing micro-video understanding by harnessing external sounds. In *Proceedings of the 25th ACM international conference on Multimedia*. 1192–1200.
- [37] David Rolnick, Arun Ahuja, Jonathan Schwarz, Timothy Lillicrap, and Gregory Wayne. 2019. Experience replay for continual learning. *Advances in Neural Information Processing Systems* 32 (2019).
- [38] Andrei A Rusu, Neil C Rabinowitz, Guillaume Desjardins, Hubert Soyer, James Kirkpatrick, Koray Kavukcuoglu, Razvan Pascanu, and Raia Hadsell. 2016. Progressive neural networks. *arXiv preprint arXiv:1606.04671* (2016).
- [39] Dongsu Shim, Zheda Mai, Jihwan Jeong, Scott Sanner, Hyunwoo Kim, and Jongseong Jang. 2021. Online class-incremental continual learning with adversarial shapley value. In *Proceedings of the AAAI Conference on Artificial Intelligence*, Vol. 35. 9630–9638.
- [40] Shixiang Tang, Dapeng Chen, Jinguo Zhu, Shijie Yu, and Wanli Ouyang. 2021. Layerwise optimization by gradient decomposition for continual learning. In *Proceedings of the IEEE/CVF Conference on Computer Vision and Pattern Recognition*. 9634–9643.
- [41] Oriol Vinyals, Charles Blundell, Timothy Lillicrap, Daan Wierstra, et al. 2016. Matching networks for one shot learning. *Advances in neural information processing systems* 29 (2016), 3630–3638.
- [42] Liyuan Wang, Xingxing Zhang, Kuo Yang, Longhui Yu, Chongxuan Li, HONG Lanqing, Shifeng Zhang, Zhenguo Li, Yi Zhong, and Jun Zhu. 2021. Memory Replay with Data Compression for Continual Learning. In *International Conference on Learning Representations*.
- [43] Yue Wu, Yinpeng Chen, Lijuan Wang, Yuancheng Ye, Zicheng Liu, Yandong Guo, and Yun Fu. 2019. Large scale incremental learning. In *Proceedings of the IEEE/CVF Conference on Computer Vision and Pattern Recognition*. 374–382.
- [44] Haiyan Yin, Ping Li, et al. 2021. Mitigating Forgetting in Online Continual Learning with Neuron Calibration. *Advances in Neural Information Processing Systems* 34 (2021).
- [45] Bowen Zhao, Xi Xiao, Guojun Gan, Bin Zhang, and Shu-Tao Xia. 2020. Maintaining discrimination and fairness in class incremental learning. In *Proceedings of the IEEE/CVF Conference on Computer Vision and Pattern Recognition*. 13208–13217.