

Probabilistic Pathways: New Frontiers in Quantum Ensemble Control

Randa Herzallah*

Warwick Mathematics Institute, The University of Warwick, Coventry, CV4 7AL, UK.

Abdessamad Belfakir†

School of Physics and Astronomy, University of Nottingham, Nottingham, NG7 2RD, UK

Abstract

In this paper, we propose a novel probabilistic control framework for efficiently controlling an ensemble of quantum systems that can also compensate for the interaction of the systems with the external environment. The main challenge in this problem is to simultaneously steer an ensemble of systems with variation in their internal parameters from an initial state to a desired final state. The minimisation of the discrepancy between the probabilistic description of the dynamics of a quantum ensemble and a predefined desired probabilistic description is the key step in the proposed framework. With this objective, the derived solution will not only allow the transitioning of the ensemble from one state to another, but will generally allow steering an initial distribution of the ensemble to a final distribution. Numerical results are presented, demonstrating the effectiveness of the proposed probabilistic control framework.

Keywords: Probabilistic control, Kullback-Leibler Divergence (KLD), quantum control.

1 Introduction

Designing and implementing control solutions to simultaneously steer a large quantum ensemble between states of interest is a critical aspect of many advanced quantum technologies. These technologies include laser cooling, nuclear magnetic resonance spectroscopy, magnetic resonance imaging, quantum computation [1], and long-distance quantum communication [2]. Quantum ensembles consist of a vast number of quantum systems (e.g., spin systems [3–6]) with variations in their parameters. The primary challenge in controlling ensembles is to derive a common external control field capable of concurrently evolving each system in the ensemble from an initial state to a desired final state, by adjusting global parameters of the overall system, rather than controlling individual members.

*randa.herzallah@warwick.ac.uk

†abdobelfakir01@gmail.com

Control strategies for quantum ensembles have been successfully applied to molecular ensembles [7] and have proven effective in quantum information processing [8]. Recent studies have focused on controlling inhomogeneous spin ensembles and stabilizing spin system ensembles using Lyapunov control methodology [9]. Ensemble controllability has been discussed in [10], emphasizing the importance of Lie brackets and noncommutativity in designing compensating controls. Further research has investigated the development of unitary control in homogeneous quantum ensembles for maximizing signal intensity in coherent spectroscopy [5] and employing the sampling-based learning control (SLC) approach [11, 12].

Environmental decoherence, a crucial aspect of quantum mechanics, arises from the unavoidable interaction between a system and its environment. While extensively studied in controlling and manipulating quantum systems [13–18], the issue of environmental decoherence has not yet been adequately addressed within the context of quantum ensembles. Decoherence poses a significant challenge for quantum control development, as it demands precise control of system dynamics and results from the interaction between a quantum system and its noisy environment [19–21]. Protecting quantum system interferences forms the foundation of quantum information applications [22]. Consequently, the ability to control and manage environmentally induced decoherence would provide substantial benefits for controlling numerous physical and chemical phenomena. Prior work on quantum optimal control in the presence of decoherence has utilized adaptive feedback control methods [23] and control optimization algorithms to maximize population transfer fidelity or quantum gates. Genetic algorithms have been proposed to control and suppress decoherence effects [24], and experimental control of decoherence in molecular vibrational wave packets has been conducted in the laboratory [25].

Given the current state of the art in controlling quantum ensembles, there is an urgent need to develop more accurate control methods that enable the simultaneous steering of ensemble members to the same desired state in the presence of uncertainty or field noise introduced by the system’s Hamiltonian or its interaction with the environment. One highly efficient control method for uncertain stochastic classical control systems is the fully probabilistic control approach [26–29]. This approach characterizes the generative models of classical system dynamics using probabilistic descriptions. A control law is then derived to minimize the discrepancy between the probabilistic description of the joint distribution of the system dynamics and its controller and a predefined desired joint distribution [27, 28]. This method has been demonstrated on various classical systems and has proven effective in deriving accurate control laws under high levels of uncertainty and stochasticity [30–32]. Consequently, extending and adapting the fully probabilistic control method to control quantum systems is an appealing prospect.

In this paper, we focus on controlling ensembles of finite-dimensional quantum systems that interact with external environments using the fully probabilistic approach. Our goal is to develop a probabilistic control framework, building upon its classical counterpart, capable of accurately steering the members of a quantum ensemble to a desired state value while considering the interaction of the quantum ensemble with the external environment in the optimal control law design.

Extending the fully probabilistic control approach to the quantum mechanical regime presents numerous challenges. A significant challenge is the coupling of a quantum system with its external environment [33–35]. To address this issue, we employ the Lindblad master equation formalism. This formalism models the dynamics of open quantum systems, providing a framework that incorporates the effects of environmental decoherence and dissipation into the system’s evolution [33, 36]. Another hurdle is the complex nature of quantum system state variables and operators. We tackle this by characterizing generative probabilistic models based on complex probability density functions, crucial for accurately capturing the unique features of quantum systems and ensuring the effectiveness of our probabilistic control framework. A key measure of success in our proposed control methodology is the ability to guide each member of a quantum ensemble to a predetermined target state. Achieving this necessitates the measurement of the final state of the quantum systems in the ensemble and its comparison with the desired state. However, measuring a quantum state is not as straightforward as in classical systems. Quantum systems, defined by their wave functions or density operators, are generally not directly observable. Instead, one must perform a series of measurements on many identically prepared quantum systems to estimate their state, a process known as quantum state tomography. This process aids in estimating the system’s density matrix. Intricately tied to this measurement process is the phenomenon of measurement backaction, another significant challenge. This unique quantum trait, where the act of measurement can alter the state of the system, could influence the post-control state of the system, potentially affecting the control methodology’s performance. While intriguing, we opt not to consider measurement backaction in this paper to maintain the simplicity of our presentation of the proposed fully probabilistic approach. However, it’s worth noting that a similar approach to environmental interaction could be employed to account for measurement backaction [37, 38].

Consequently, our primary focus is on the mathematical formulation of fully probabilistic control within quantum settings, as well as the analysis of a class of bilinear quantum control systems. We aim to establish a rigorous probabilistic control framework for quantum ensembles that takes into account environmental decoherence, uncertainty, and the complex nature of quantum state variables. This framework will facilitate the development of more robust and accurate control methods for a variety of quantum technologies. By presenting our approach in a simplified manner and systematically addressing the key challenges, we provide a solid foundation for future work that could extend our proposed approach to include the effects of measurement backaction and other complex phenomena.

This paper is organised as follows: In Section (2) we briefly recall the evolution of open quantum systems and develop the corresponding state space model using the vectorization of their corresponding density operator. In Section (3), we introduce a general theory to fully control quantum systems affected by state dependent noisy environment using a probabilistic approach and demonstrate its general solution. Then, we apply the developed approach in Section (4) to systems described by Gaussian pdfs. In Section (5) we apply the method to control an ensemble of particular systems and show the effectiveness and the applicability of the method. Finally, we

conclude in Section (6).

2 Problem formulation and Quantum systems models

There are numerous dynamical models describing quantum systems interacting with external environments, depending on the type of system-environment coupling [33–35]. An alternative approach to describe the time evolution of the open quantum system is through master equations, the form of which depends on the character of the system-environment interaction. Under the Markovian assumption, an open quantum system can be described by the following master equation:

$$i\frac{d\rho(t)}{dt} = [H, \rho(t)] + \mathcal{L}(\rho(t)), \quad \rho(0) = \rho_0, \quad (1)$$

where H is the Hamiltonian of the system and $\mathcal{L}[\rho(t)]$ is the open system super-operator. In this paper, we set $\hbar = 1$ and consider Hamiltonians of the form:

$$H = H_0 + u(t)H_1, \quad (2)$$

where H_0 is the Hamiltonian of the isolated free system, and the term $u(t)H_1$ is associated with the time-dependent control Hamiltonian defined through the interaction of the system with the external field $u(t)$. In the Lindblad approach, the open system Liouvillian is:

$$\mathcal{L}(\rho(t)) = i \sum_s (L_s \rho(t) L_s^\dagger - \frac{1}{2} \{L_s^\dagger L_s, \rho(t)\}), \quad (3)$$

where L_s are Lindblad operators and L_s^\dagger is the adjoint operator of L_s . The time evolution of a physical property described by a Hermitian operator \hat{o} is given by:

$$o(t) = \langle \hat{o} \rangle = \text{Tr}(\rho(t)\hat{o}). \quad (4)$$

Given the definition of the master equation (1), we will now demonstrate that the open quantum system defined by this master equation can be equivalently described using a time-dependent equation that involves a state vector representing the vectorization of the density operator. For this purpose, the free Hamiltonian H_0 can be expanded element-wise as follows:

$$H_0 = \sum_{k=0}^{l-1} E_k |k\rangle \langle k|, \quad (5)$$

where E_k is the k th eigenvalue of H_0 associated with the eigenvector $|k\rangle$, with $k \in 0, 1, \dots, l-1$. Similarly, the Lindblad operators appearing in (3) can be written element-wise as follows:

$$L_s = L_{j,k} = \sqrt{\Theta_{k \rightarrow j}} |j\rangle \langle k|, \quad (6)$$

where $\Theta_{k \rightarrow j}$ is the dissipative transition rate from the eigenstate $|k\rangle$ to the eigenstate $|j\rangle$. Following this element-wise presentation, the master equation (1) can be equivalently written as [34]:

$$\frac{d\rho_{n,q}(t)}{dt} = (-i(E_n - E_q) - \gamma_{n,q})\rho_{n,q}(t) + \sum_{k=0}^{l-1} \Theta_{k \rightarrow n} \rho_{k,k}(t) \delta_{n,q} + iu(t) \sum_{k=0}^{l-1} \left(\rho_{n,k}(t) \langle k | H_1 | q \rangle - \langle n | H_1 | k \rangle \rho_{k,q}(t) \right), \quad (7)$$

where,

$$\gamma_{n,q} := \frac{1}{2} \sum_{j=0}^{l-1} (\Theta_{n \rightarrow j} + \Theta_{q \rightarrow j}), \quad (8)$$

for $n, q = 0, 1, \dots, l-1$. Using (7), the vectorization \tilde{x} of the density operator $\rho(t)$ provided in Appendix (A) is shown to satisfy the following differential equation:

$$\frac{d\tilde{x}(t)}{dt} = (\tilde{A} + iu(t)\tilde{N})\tilde{x}(t), \quad \tilde{x}(0) = \tilde{x}_0, \quad (9)$$

where the matrix elements of the operators $\tilde{A} \in \mathbf{C}^{l^2 \times l^2}$ and $\tilde{N} \in \mathbf{C}^{l^2 \times l^2}$ can be easily found from (7). The vectorization of the initial density operator ρ_0 is given by \tilde{x}_0 [39, 40]. Considering the following transformation:

$$x(t) \rightarrow \tilde{x}(t) - x_e, \quad (10)$$

the time evolution equation (9) can be rewritten as follows:

$$\frac{dx(t)}{dt} = \tilde{A}x(t) + \tilde{B}(x(t))u(t), \quad x(0) = \tilde{x}_0 - x_e, \quad (11)$$

where x_e is an eigenvector of \tilde{A} defined by $\tilde{A}x_e = 0$ and $\tilde{B}(x(t)) = i\tilde{N}(x(t) + x_e)$. This equation, known as the input equation, describes the dependence of the system's dynamics, represented by $x(t)$, on the input electric field $u(t)$ [40]. Thus, by solving the ordinary differential equations (11), we can accurately determine the evolution of the open quantum system. The solution to (11) can be expressed as:

$$x(t+1) = Ax(t) + B(x(t))u(t), \quad (12)$$

where the matrices A and $B(x(t))$ are defined as:

$$A = e^{\tilde{A}\Delta t}, \quad \text{and} \quad B(x(t)) = \left(\int_0^{\Delta t} e^{\tilde{A}\lambda} \tilde{B}(x(\lambda)) d\lambda \right), \quad (13)$$

with $\lambda = \Delta t - t$ and Δt representing the sampling period. Equivalently, relation (12) can be rewritten as:

$$x(t) = Ax(t-1) + B(x(t-1))u(t-1). \quad (14)$$

In practice, control of quantum physical systems can be achieved through the use of multiple electric fields in the control Hamiltonian within the von Neumann equation [11]. By denoting $x_t \equiv x(t)$ and $u(t) \equiv u_t$, the relation (14) can be reformulated as:

$$x_t = Ax_{t-1} + B(x_{t-1})u_{t-1}. \quad (15)$$

In this work, we aim to control an ensemble of inhomogeneous quantum systems, each characterized by a unique Hamiltonian due to the dispersion in the parameters that describe them. This inhomogeneity or dispersion results in each system responding slightly differently to the same control signal, a challenge that needs to be addressed in control problems. To account for this parameter dispersion and its impact on the state evolution of the systems in the ensemble, we introduce multiplicative noise into our model. Unlike additive noise, multiplicative noise varies with the state of the system, making it a suitable choice for modeling uncertainties or variations that scale with the system's state. Therefore, we add the multiplicative noise term, $\eta(x_{t-1})$, to the discretized equation (15). The process or measurement noise levels in $\eta(x_{t-1})$ depend on the system state vector, resulting in a state-dependent noise term. The final form of our model is given by:

$$x_t = Ax_{t-1} + B(x_{t-1})u_{t-1} + \eta(x_{t-1}). \quad (16)$$

where,

$$\eta(x_{t-1}) = \zeta_t Ax_{t-1}, \quad (17)$$

and ζ_t is a scalar noise. This modified equation (16) incorporates the effects of multiplicative noise and thus accommodates the parameter dispersion inherent in our ensemble of inhomogeneous quantum systems. By employing a vectorized description of the density matrix, we can now reformulate the time evolution of the observable \hat{o} , given in (4), in terms of the vectorized density operator. These adaptations to the model, both in terms of multiplicative noise and the vectorized description of the density matrix, allow us to better capture the unique dynamics of each member of the quantum ensemble, enhancing the effectiveness of our control methodology. To further improve the precision of our model, we consider additional sources of noise and uncertainties that could affect the observed values o_t . This consideration leads to the inclusion of the noise term σ_t in our output equation:

$$o_t = Dx_t + \sigma_t. \quad (18)$$

Here, $D = (\text{vec}(\hat{o}^T))^T$ represents the matrix obtained by transposing the vectorized version of the observable operator \hat{o} , with "vec" denoting the vectorization operator and \hat{o}^T being the transpose of \hat{o} . The term σ_t is a multivariate Gaussian noise, introduced to model various sources of noise and uncertainties, such as measurement error, environmental disturbances, and process noise [38]. The integration of this term helps enhance the realism and robustness of our model, thereby improving its predictive accuracy and control performance.

By defining the quantum system's dynamics through both the input (16) and output (18) equations, we establish a bilinear state-space model that effectively characterizes the behavior of the quantum systems in our ensemble. This comprehensive model provides a strong foundation for the subsequent design of effective control strategies.

A key innovation introduced in this paper lies in the extension of the bilinear state-space model, originally formulated in previous works [38–40], to incorporate both multiplicative and additive Gaussian noise. By transforming the quantum open system's evolution, typically described by the von Neumann-Lindblad equation,

into this enhanced state-space model, we provide a novel representation that not only offers a more comprehensive picture of the quantum system’s dynamics but also explicitly accounts for various sources of uncertainties such as manufacturing differences, different environmental conditions, the inherent uncertainty in quantum mechanics, sampling, parameter, and functional uncertainties. These are captured by the inclusion of noise terms in both the input and output equations. This innovative formulation serves as the foundation of the fully probabilistic control framework for quantum systems proposed in this paper, setting the stage for the introduction of advanced control strategies in the following sections.

In the sections to follow, we will demonstrate how utilizing this bilinear state-space model with noise terms enables the development of efficient control strategies within a fully probabilistic framework. This approach provides a robust characterization of the system’s time evolution, specifically tailored for quantum systems, and allows for enhanced control and management of their dynamics. Given the precision and robustness of this methodology, it holds significant potential for a wide range of applications in quantum information processing, quantum communication, and quantum sensing. In these domains, precise control and estimation of quantum states are of paramount importance [41, 42].

3 Fully Probabilistic Control for Quantum Systems

Building upon the stochastic bilinear state-space model formulated in the previous section, we now present the control objective and introduce the general framework for the fully probabilistic control of ensembles of quantum systems. This innovative framework is designed to account for various sources of uncertainty and stochasticity affecting the quantum systems in a constructive manner, ultimately yielding more accurate control laws under these challenging conditions.

3.1 Objectives for the Fully Probabilistic Control of Quantum Systems

As previously discussed, this paper focuses on controlling ensembles of quantum systems, where individual elements are subject to dispersion in their parameters. These uncertainties are incorporated into the stochastic bilinear state-space model represented by equations (16) and (18). Consequently, the state of the system at each time step can be represented by the following conditional probability density function (pdf):

$$s(x_t | x_{t-1}, u_{t-1}). \tag{19}$$

This representation provides a comprehensive description of the current state of the system x_t , as influenced by the previous states of the system x_{t-1} and electric field u_{t-1} . Similarly, due to the presence of the noise term σ_t in equation (18), the state of the measurement o_t can be characterized by the following pdf:

$$s(o_t | x_t). \tag{20}$$

Armed with these conditional pdfs, the objective of the fully probabilistic control can be stated as designing a controller's pdf, $c(u_t|x_t)$, that minimizes the Kullback-Leibler divergence (KLD) between the joint pdf of the closed-loop system dynamics, $f(\mathcal{Z}(t, \mathcal{H}))$, and a pre-specified ideal joint pdf, ${}^I f(\mathcal{Z}(t, \mathcal{H}))$:

$$\mathcal{D}(f||{}^I f) = \int f(\mathcal{Z}(t, \mathcal{H})) \ln \left(\frac{f(\mathcal{Z}(t, \mathcal{H}))}{{}^I f(\mathcal{Z}(t, \mathcal{H}))} \right) d\mathcal{Z}(t, \mathcal{H}), \quad (21)$$

where

$$f(\mathcal{Z}(t, \mathcal{H})) = \prod_{t=1}^{\mathcal{H}} s(x_t|x_{t-1}, u_{t-1}) s(o_t|x_t) c(u_{t-1}|x_{t-1}), \quad (22)$$

and

$${}^I f(\mathcal{Z}(t, \mathcal{H})) = \prod_{t=1}^{\mathcal{H}} {}^I s(x_t|x_{t-1}, u_{t-1}) {}^I s(o_t|x_t) {}^I c(u_{t-1}|x_{t-1}). \quad (23)$$

In these equations, ${}^I s(x_t|x_{t-1}, u_{t-1})$ denotes the ideal pdf of the state vector x_t , ${}^I s(o_t|x_t)$ denotes the ideal pdf of the measurement o_t , $\mathcal{Z}(t, \mathcal{H}) = \{x_t, \dots, x_{\mathcal{H}}, o_t, \dots, o_{\mathcal{H}}, u_{t-1}, \dots, u_{\mathcal{H}}\}$ is the closed-loop observed data sequence and $\mathcal{H} < \infty$ is a given control horizon, and ${}^I c(u_{t-1}|x_{t-1})$ represents the ideal pdf of the controller. Given that the state x_t is not directly observable and that the output pdf is conditioned on the state x_t of the quantum system, it is reasonable to allow the state of the quantum system to evolve naturally. Consequently, we assume that ${}^I s(x_t|x_{t-1}, u_{t-1}) = s(x_t|x_{t-1}, u_{t-1})$. This assumption simplifies the problem and focuses the controller design on accounting for uncertainties in the measurements and control inputs, rather than attempting to manipulate the natural evolution of the quantum system. By doing so, the proposed fully probabilistic control framework remains compatible with the inherent characteristics of quantum systems while effectively addressing the challenges associated with uncertainties and parameter dispersion in ensembles of quantum systems.

Previous works, such as those cited in [26–28], have demonstrated that the minimization of the KLD equation (21) with respect to the control input is achieved by initially defining $-\ln(\gamma(x_{t-1}))$ as the expected cost-to-go function. In the context of this work, we express $-\ln(\gamma(x_{t-1}))$ as follows:

$$-\ln(\gamma(x_{t-1})) = \min_{c(u_{t-1}|x_{t-1})} \sum_{\tau=t}^{\mathcal{H}} \int f(\mathcal{Z}_t, \dots, \mathcal{Z}_{\mathcal{H}}|x_{t-1}) \times \ln \left(\frac{s(o_{\tau}|x_{\tau}) c(u_{\tau-1}|x_{\tau-1})}{{}^I s(o_{\tau}|x_{\tau}) {}^I c(u_{\tau-1}|x_{\tau-1})} \right) d(\mathcal{Z}_t, \dots, \mathcal{Z}_{\mathcal{H}}), \quad (24)$$

for any arbitrary $\tau \in 1, \dots, \mathcal{H}$. In this equation, \mathcal{Z}_t denotes the set x_t, o_t, u_{t-1} . Importantly, observe that the argument of the \ln function does not include the conditional density of the quantum system state, $s(x_t|x_{t-1}, u_{t-1})$, nor its corresponding ideal distribution, ${}^I s(x_t|x_{t-1}, u_{t-1})$. This omission is not an oversight, but instead reflects a fundamental quantum property: the state of the dynamic system, being unobservable, evolves naturally according to the laws of quantum evolution. This quantum characteristic is manifested by equating the actual distribution of the quantum system state to its corresponding ideal distribution, i.e., ${}^I s(x_t|x_{t-1}, u_{t-1}) = s(x_t|x_{t-1}, u_{t-1})$. This equality underpins the unobserved natural evolution of the quantum state, a principle fundamental to quantum dynamics and a cornerstone of the proposed control methodology.

Minimization of the cost to go function (24) can then be performed recursively to give the following recurrence equation analogical to the dynamic programming solution:

$$-\ln(\gamma(x_{t-1})) = \min_{c(u_{t-1}|x_{t-1})} \int \left[s(x_t|x_{t-1}, u_{t-1}) s(o_t|x_t) c(u_{t-1}|x_{t-1}) \left(\ln \left(\frac{s(o_t|x_t) c(u_{t-1}|x_{t-1})}{\int s(o_t|x_t) c(u_{t-1}|x_{t-1})} \right) - \ln(\gamma(x_t)) \right) \right] d(x_t, o_t, u_t). \quad (25)$$

This innovative approach for devising a controller pdf provides an elegant solution for addressing the inherent uncertainties in quantum systems. By minimizing the KLD between the actual and ideal joint pdfs, our method facilitates more accurate control laws under various conditions of uncertainty, thereby enhancing the overall performance and reliability of quantum systems. The fully probabilistic control framework enables us to account for various sources of uncertainty and stochasticity affecting the quantum systems, and to construct efficient control strategies tailored specifically for quantum systems. Moreover, the recursive nature of the controller pdf design allows for efficient online implementation, making it adaptable to real-time applications in quantum information processing, quantum communication, and quantum sensing. The proposed approach addresses the challenges associated with controlling ensembles of quantum systems and offers a novel, comprehensive framework for the robust management of their dynamics.

3.2 General Solution to the Fully Probabilistic Quantum Control Problem

In this section, we derive the general solution of the optimal randomized controller that minimizes the KLD given in equation (21) for systems defined by arbitrary pdfs. This solution is not restricted to specific forms of the pdfs and can be applied to any quantum system described by arbitrary conditional pdfs.

Theorem 1 *The pdf of the optimal control law $c(u_{t-1}|x_{t-1})$ that minimizes the cost-to-go function (25) between the joint pdf of the closed loop description of a quantum system (22) and a pre-specified ideal one (23) is given by:*

$$c(u_{t-1}|x_{t-1}) = \frac{\int c(u_{t-1}|x_{t-1}) \exp[-\beta(u_{t-1}, x_{t-1})]}{\gamma(x_{t-1})}, \quad (26)$$

where,

$$\gamma(x_{t-1}) = \int \int c(u_{t-1}|x_{t-1}) \exp[-\beta(u_{t-1}, x_{t-1})] du_{t-1}, \quad (27)$$

and,

$$\beta(u_{t-1}, x_{t-1}) = \int s(x_t|u_{t-1}, x_{t-1}) s(o_t|x_t) \times \ln \left(\frac{s(o_t|x_t)}{\int s(o_t|x_t)} \frac{1}{\gamma(x_t)} \right) dx_t do_t. \quad (28)$$

Proof 1 *This theorem can be easily proven by adapting the proof of Proposition 2 in Ref [29].*

The above theorem presents a general solution for the fully probabilistic control problem of quantum systems, without being restricted to a specific form of the generative probabilistic model describing the system dynamics. This solution is applicable to any quantum system described by an arbitrary pdf.

4 Solution to Quantum Control Problems with Gaussian pdfs

Building upon the general solution of the fully probabilistic control approach presented in Section (3.2), we now focus on quantum systems characterized by Gaussian probability density functions (pdfs). The linear Gaussian setting simplifies the problem and provides an opportunity to demonstrate the efficacy of the method.

4.1 System Description and Assumptions

This section considers quantum systems described by a bilinear state space model of the form given in (16) and (18) when the noises η_t in (17) and σ_t are generated using a Gaussian process. Under these conditions, the pdf of the quantum system state (19) can be described by linear Gaussian pdfs as follows:

$$s(x_t | x_{t-1}, u_{t-1}) \sim \mathcal{N}_{\mathcal{C}}(\mu_t, \Gamma_t), \quad (29)$$

where μ_t and Γ_t are the mean and covariance matrices, respectively:

$$\mu_t = E(x_t) = Ax_{t-1} + Bu_{t-1}, \quad (30)$$

$$\begin{aligned} \Gamma_t &= E((x_t - \mu_t)(x_t - \mu_t)^\dagger), \\ &= E(\zeta_t Ax_{t-1} \zeta_t^\dagger x_{t-1}^\dagger A^\dagger), \\ &= Ax_{t-1} \Sigma x_{t-1}^\dagger A^\dagger, \end{aligned} \quad (31)$$

where we used equations (16) and (17) in order to evaluate the covariance matrix Γ_t . In this case, the matrices A and B represent the state and control matrices, respectively, appearing in (16). The functional $E(\cdot)$ denotes the expectation value, x_t^\dagger is the conjugate transpose of x_t , $\Sigma = E(\zeta_t^2)$ and $\mathcal{N}_{\mathcal{C}}$ denotes a complex Gaussian distribution. The forms of the complex Gaussian distribution and the normal Gaussian distribution are recalled in Appendix (B).

Furthermore, with the noise term σ_t in (18) generated by a Gaussian distribution, the pdf of the measurement o_t in (20) can be characterized by Gaussian pdf as follows:

$$s(o_t | x_t) \sim \mathcal{N}(o_d, G), \quad (32)$$

where $o_d = Dx_t$ and $G = E(\sigma_t \sigma_t^T) = E((o_t - Dx_t)(o_t - Dx_t)^T)$ are the mean and covariance matrices, respectively of this pdf.

Under the aforementioned conditions, the quantum system state x_t , measurement o_t , and the electric field u_t at each time t can be fully described by the following joint pdf:

$$f(x_t, o_t, u_{t-1} | x_{t-1}) = c(u_{t-1} | x_{t-1}) \mathcal{N}(Dx_t, G) \mathcal{N}_{\mathcal{C}}(\mu_t, \Gamma_t). \quad (33)$$

Taking this into account, we postulate that the ideal joint pdf governing the entire system— including the system state, measurement, and controller— is given by:

$${}^I f(x_t, o_t, u_{t-1} | x_{t-1}) = {}^I s(x_t | x_{t-1}, u_{t-1}) {}^I s(o_t | x_t) {}^I c(u_{t-1} | x_{t-1}), \quad (34)$$

where the ideal distributions are given by:

$${}^I s(x_t | x_{t-1}, u_{t-1}) = s(x_t | x_{t-1}, u_{t-1}) \sim \mathcal{N}_{\mathcal{C}}(\mu_t, \Gamma_t), \quad (35)$$

$${}^I s(o_t | x_t) \sim \mathcal{N}(o_d, G_r), \quad (36)$$

$${}^I c(u_{t-1} | x_{t-1}) \sim \mathcal{N}(u_r, \Omega), \quad (37)$$

and where o_d and G_r are the mean and covariance matrices of the ideal pdf of the measurement respectively, and u_r and Ω are the mean and the covariance matrices respectively of the ideal pdf of the controller. Furthermore, as illustrated in Equation (35), the ideal distribution of the quantum state, ${}^I s(x_t | x_{t-1}, u_{t-1})$, is set to be identical to the actual distribution, $s(x_t | x_{t-1}, u_{t-1})$, which is characterized by the master equation (1). This equivalence signifies the undetected natural evolution of the quantum state, an intrinsic characteristic of quantum dynamics, which forms a pivotal component of the proposed control methodology.

4.2 Solution to the linear Gaussian Quantum Control Problem

Given the defined joint pdf of the quantum system (33) and the ideal joint pdf (34), we can now apply the general solution of the fully probabilistic control approach presented in Section (3.2) to solve the quantum control problem for linear Gaussian systems. Specifically, by incorporating the components of the joint pdf of the closed-loop description of the quantum system (33) and the ideal joint pdf (34) into equations (26)-(28), we can derive analytic solutions for the optimal cost-to-go function and the randomized controller. We will soon present the form of the pdf for the optimal control, but first, let us outline the structure of the optimal cost-to-go function.

Theorem 2 *By substituting the ideal distribution of the measurements (36), the ideal distribution of the controller (37), the real distribution of the measurement (32), and the real distribution of system dynamics (29) into (27), the optimal cost to go function can be shown to be given by,*

$$-\ln(\gamma(x_{t-1})) = 0.5x_{t-1}^\dagger M_{t-1} x_{t-1} + 0.5P_{t-1} x_{t-1} + 0.5\omega_{t-1}, \quad (38)$$

where,

$$\begin{aligned} M_{t-1} &= A^\dagger(D^\dagger G_r^{-1} D + M_t)A - A^\dagger(D^\dagger G_r^{-1} D + M_t)^\dagger B(\Omega^{-1} + B^\dagger(D^\dagger G_r^{-1} D + M_t)B)^{-1} \\ &\quad B^\dagger(D^\dagger G_r^{-1} D + M_t)A + A^\dagger(D^\dagger G_r^{-1} D + M_t)\Sigma A, \end{aligned} \quad (39)$$

$$\begin{aligned} P_{t-1} &= (P_t - 2o_d^\dagger G_r^{-1} D)A + 2(\Omega^{-1} u_r - 0.5B^\dagger(P_t^\dagger - 2D^\dagger G_r^{-1} o_d))^\dagger (\Omega^{-1} + B^\dagger(D^\dagger G_r^{-1} D + M_t)B)^{-1} \\ &\quad B^\dagger(D^\dagger G_r^{-1} D + M_t)A, \end{aligned} \quad (40)$$

and,

$$\begin{aligned}
\omega_{t-1} = & \omega_t + o_d^\dagger G_r^{-1} o_d + \ln \left(\frac{|G_r|}{|G|} \right) - \text{Tr} (G(G^{-1} - G_r^{-1})) + u_r^\dagger \Omega^{-1} u_r \\
& - (\Omega^{-1} u_r - 0.5 B^\dagger (P_t^\dagger - 2 D^\dagger G_r^{-1} o_d))^\dagger (\Omega^{-1} + B^\dagger (D^\dagger G_r^{-1} D + M_t) B)^{-1} (\Omega^{-1} u_r - 0.5 B^\dagger (P_t^\dagger - 2 D^\dagger G_r^{-1} o_d)) \\
& - 2 \ln (|\Omega|^{-1/2} |\Omega^{-1} + B^\dagger (D^\dagger G_r^{-1} D + M_t) B|^{-1/2}), \tag{41}
\end{aligned}$$

where $|G|$ stands for the determinant of the matrix G .

Proof 2 The proof of this theorem is given in Appendix (C).

Having established the form of the optimal cost-to-go function (38), we can utilize it in equation (26) to determine the distribution of the optimal controller $c(u_{t-1}|x_{t-1})$. This optimizes the pdf of the entire system (33), essentially bringing the pdf of the system as close as possible to the ideal one. The form of this optimal controller is presented in the subsequent theorem.

Theorem 3 The controller's distribution, which minimizes the Kullback-Leibler Divergence (KLD) between the joint pdf of the closed-loop system dynamics described in (33) and the ideal joint pdf presented in (34), is given by:

$$c(u_{t-1}|x_{t-1}) \sim \mathcal{N}(v_{t-1}, R_t), \tag{42}$$

where,

$$v_{t-1} = \left(\Omega^{-1} + B^\dagger (D^\dagger G_r^{-1} D + M_t) B \right)^{-1} \left(\Omega^{-1} u_r - B^\dagger (D^\dagger G_r^{-1} D + M_t) A x_{t-1} - 0.5 B^\dagger (P_t^\dagger - 2 D^\dagger G_r^{-1} o_d) \right), \tag{43}$$

and,

$$R_t = \left(\Omega^{-1} + B^\dagger (D^\dagger G_r^{-1} D + M_t) B \right)^{-1}. \tag{44}$$

Proof 3 The proof is given in Appendix (D).

The randomised optimal controller derived in Theorem (3) represents a novel approach to controlling an ensemble of quantum systems. By introducing a multiplicative noise, $\eta(x_{t-1})$ and an additive noise, σ_t , to the state vector x_t and the observations o_t respectively, this innovative linear form of the controller effectively addresses the challenges of controlling randomly selected members of quantum ensembles. This breakthrough in quantum control theory enhances the efficacy and adaptability of control strategies for quantum systems.

4.3 Implementation of the Gaussian controller

The implementation of the Gaussian controller, as described in Theorem (3), can be broken down into a step-by-step process, which is summarized in the following algorithm. The implementation consists of two primary phases: Optimization and Testing.

During the Optimization phase, the objective is to characterize the probability density function (pdf) of the randomized controller by optimizing its parameters. The optimization process utilizes historical data, simulated data, or real-time data obtained online to achieve the desired performance of the controlled quantum system. By optimizing these parameters, the randomized controller will be able to drive the pdf of the joint distribution of the closed-loop description of the quantum system to a pre-specified ideal joint pdf.

The Testing phase involves using the Gaussian controller, constructed during the Optimization phase, to drive members of an ensemble to the same target state. The ensemble members are randomly generated, allowing for an assessment of the controller's performance under a range of initial conditions. This benchmarking process demonstrates the robustness and efficiency of the Gaussian controller when applied to real-world quantum systems.

Algorithm 1 Fully probabilistic control of quantum systems

- 1: **Optimization:**
 - 2: Evaluate the operator D associated with the target operator \hat{o} ;
 - 3: Compute the matrices \tilde{A} and \tilde{N} from equation (7);
 - 4: Determine the predefined desired value o_d ;
 - 5: Specify the initial state x_0 , the shifting state x_e , and then calculate the initial value of the measurement state $o_0 \leftarrow Dx_0$;
 - 6: Provide the covariances Σ, G, G_r , and Ω of the multiplicative noise, $\eta(x_{t-1})$, the measurement vector, o_t , the ideal distribution of o_t , and the controller, u_t respectively;
 - 7: Initialize: $t \leftarrow 0$, $M_0 \leftarrow \text{rand}$, $P_0 \leftarrow \text{rand}$;
 - 8: **while** $t \neq \mathcal{H}$ **do**
 - 9: Set: $\zeta_t = \text{sample_from_Gaussian}(0, \Sigma)$;
 - 10: Evaluate A and B using equation (13);
 - 11: Calculate the steady state solutions of M_t and P_t following the formulas provided in equations (39) and (40), respectively;
 - 12: Use M_t and P_t to compute the optimal control input, v_{t-1} following equation (43) given in Theorem (3);
 - 13: Set: $u_{t-1} \leftarrow v_{t-1}$;
 - 14: Use the obtained control input from the previous step to evaluate x_t according to equation (16), $x_t \leftarrow Ax_{t-1} + B(x_{t-1})u_{t-1} + \zeta_t Ax_{t-1}$;
 - 15: Set: $\sigma_t = \text{sample_from_Gaussian}(0, G)$;
 - 16: Following equation (18), evaluate o_t to find the measurement state at time instant t , $o_t \leftarrow Dx_t + \sigma_t$;
 - 17: Update time: $t \leftarrow t + 1$;
 - 18: **end while**
 - 19: **Testing:**
 - 20: Set N : the number of members of the ensemble;
 - 21: Initialize: $k \leftarrow 1$;
 - 22: **while** $k \leq N$ **do**
 - 23: **while** $t \neq \mathcal{H}$ **do**
 - 24: Set: $\zeta_t^k = \text{sample_from_Gaussian}(0, \Sigma)$;
 - 25: Evaluate A^k and B^k using equation (13);
 - 26: Using the obtained control input from the optimization phase, evaluate x_t^k according to equation (16), $x_t^k \leftarrow A^k x_{t-1}^k + B^k(x_{t-1}^k)u_{t-1} + \zeta_t^k A^k x_{t-1}^k$;
 - 27: Set: $\sigma_t^k = \text{sample_from_Gaussian}(0, G)$;
 - 28: Following equation (18), evaluate o_t^k to find the measurement state at time instant t , $o_t^k \leftarrow Dx_t^k + \sigma_t^k$;
 - 29: **end while**
 - 30: Increment ensemble member: $k \leftarrow k + 1$;
 - 31: **end while**
-

Algorithm (1) will be applied in the next section to control an ensemble of randomly generated systems to the same desired state.

5 Results and discussions

5.1 Control of quantum ensemble

In this section, we demonstrate the effectiveness of our algorithm when applied to an ensemble of quantum systems. We consider a simplified Hamiltonian H as described in (2), given by:

$$H = H_0 + u_t H_1, \quad (45)$$

where we assume that the system interacts with only one electric field, represented by u_t . Our control objective is to transfer an ensemble of quantum systems, initially prepared in a state ρ_i , to a predefined target state ρ_d . This transfer is achieved through the interaction between the ensemble members and the optimal randomized electric field. The parameters of this electric field are optimized using Theorem (3) to achieve a pre-specified desired joint density function for the joint distribution of the ensemble dynamics. We will demonstrate that the optimized randomized controller is highly effective in controlling all members of the ensemble.

The control problem we aim to address is to maximize the fidelity between the actual state ρ_t and the target state ρ_d for all ensemble members. Here, ρ_t represents the density operator describing the systems at time t . By applying our algorithm (1) to this ensemble of quantum systems, we showcase its efficiency and versatility in controlling complex quantum ensembles. This highlights the potential of our algorithm to tackle real-world quantum control challenges.

In the following, we present the simulation results for the control of the quantum ensemble using our proposed Gaussian controller. The simulations demonstrate the robustness and effectiveness of the controller in driving the ensemble members towards the desired target state. Furthermore, we will discuss the implications of our results and the potential applications of our algorithm in quantum control and quantum information processing tasks.

5.1.1 spin-1/2 ensemble

Consider a spin-1/2 system interacting with an electric field u_t [11]. The Hamiltonian describing this interaction is given by:

$$H = H_0 + u_t H_1 = \frac{1}{2}\sigma_3 + \frac{u_t}{2}(\sigma_1 + \sigma_2), \quad (46)$$

where σ_1 , σ_2 , and σ_3 are the Pauli operators given in the basis $|1\rangle, |0\rangle$ by the Pauli matrices,

$$\sigma_1 = \begin{pmatrix} 0 & 1 \\ 1 & 0 \end{pmatrix}, \quad \sigma_2 = \begin{pmatrix} 0 & -i \\ i & 0 \end{pmatrix}, \quad \sigma_3 = \begin{pmatrix} 1 & 0 \\ 0 & -1 \end{pmatrix}. \quad (47)$$

Furthermore, we consider that the system interacts with an environment, e.g., a surrounding vacuum state. The master equation describing this interaction is given by:

$$\frac{d\rho(t)}{dt} = -i[H, \rho(t)] + \Theta \left(\sigma_- \rho(t) \sigma_+ - \frac{1}{2} \sigma_+ \sigma_- \rho(t) \right), \quad \rho(0) = \rho_0 = |0\rangle\langle 0|, \quad (48)$$

where $\sigma_{\pm} = \frac{\sigma_1 \pm i\sigma_2}{2}$ and Θ describes the coupling between the system and the environment.

In the optimization phase, the control objective is to transform the system state from its initial value $x_0 = (0, 1, 0, 0)^T$ which corresponds to the first eigenstate of the free Hamiltonian, $|0\rangle = (0, 1)^T$, to the desired state $x_d = (1, 0, 0, 0)^T$ which corresponds to the second eigenstate of the free Hamiltonian $|1\rangle = (1, 0)^T$, using the proposed probabilistic quantum control approach. Consequently, the target operator is taken to be $D = [1 \ 0 \ 0 \ 0]$, which is equivalent to $D = (\text{vec}(\Pi_1))^T$, where $\Pi_1 = |1\rangle\langle 1|$. The matrix elements of the \tilde{A} and \tilde{N} matrices are provided in Appendix (E). In the optimization phase of Algorithm (1), we consider $x_e = (0, 0, 0, 0)^T$, $\Delta t = 2.5 \times 10^{-6}$, $G_r = 0.00001$, $\Omega = 10$, and $\Theta = 0.1$, and the system is evolved until a sufficient fidelity between the actual state and the target state is achieved.

Following the optimization phase, the obtained control signal is used to control one of the members of the spin-1/2 system. Figure (1a) illustrates the obtained time evolution of the populations of the two states $|0\rangle\langle 0|$ and $|1\rangle\langle 1|$ of the selected member, and Figure (1b) displays the time evolution of the optimal control signal responsible for achieving the control objective. We can clearly see that the population of the state $|1\rangle\langle 1|$ has reached its desired value, i.e., $o_d = 1$, and it is maintained at that value for extended periods. This indicates that the optimal electric field is efficient in preventing the environmentally induced relaxation of the system to the ground state $|0\rangle\langle 0|$, signifying that the optimal control can counteract the natural effect of the environment, i.e., relaxation.

Furthermore, the optimized randomized controller obtained from the optimization phase is applied to a sample of ensemble members, each corresponding to different realizations of the state time evolution generated through the noise term $\eta(x_{t-1})$. This experiment allows us to assess the performance of the controller on a diverse set of members, each representing a unique noise-driven evolution. Figure (2) displays the fidelities between the target state $|1\rangle\langle 1|$ and the states of 1000 ensemble members interacting with the optimal control electric field. From this figure, we can clearly see that the fidelities for the state transition of all tested 1000 members lie in the interval of $[0.9932, 1]$ with a mean value equal to 0.9945. This demonstrates that the algorithm exhibits exceptional performance in this specific example. It is worth mentioning that we have considered members which are interacting with their external environment. This implies that the optimal electric field is capable of driving the ensemble members to the desired state and preventing their relaxation, even in the presence of environmental effects. The results underscore the robustness and effectiveness of our algorithm in addressing real-world quantum control challenges that involve noise and environmental interactions.

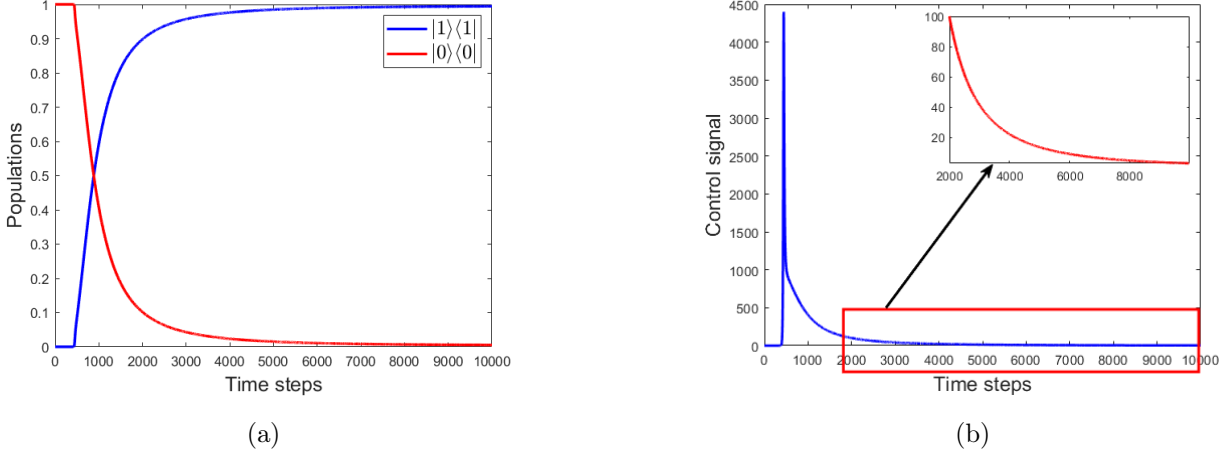


Figure 1: (1a): Time evolution of the populations of the $|0\rangle\langle 0|$ and $|1\rangle\langle 1|$ states. (1b): Time evolution of the control signal u_t responsible of achieving the control objective.

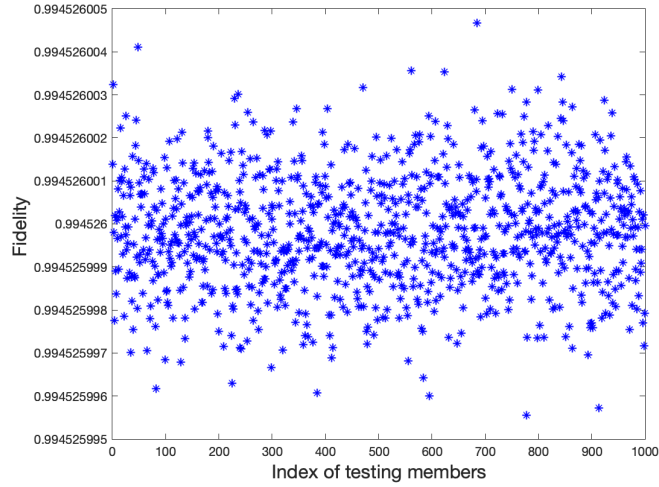


Figure 2: The testing performance of the optimal control for spin-1/2 ensemble. The samples are randomly generated through the noise term $\eta(x_{t-1})$.

5.1.2 Λ -type atomic ensemble

We now investigate a Λ -type atomic system [11] prepared in an initial state and interacts with an electric field u_t . The Hamiltonian describing this interaction is represented by matrices in the basis $|2\rangle, |1\rangle, |0\rangle$ as follows:

$$H = H_0 + u_t H_1 = \begin{pmatrix} \frac{3}{2} & 0 & 0 \\ 0 & 1 & 0 \\ 0 & 0 & 0 \end{pmatrix} + \begin{pmatrix} 0 & 0 & 1 \\ 0 & 0 & 1 \\ 1 & 1 & 0 \end{pmatrix} u_t. \quad (49)$$

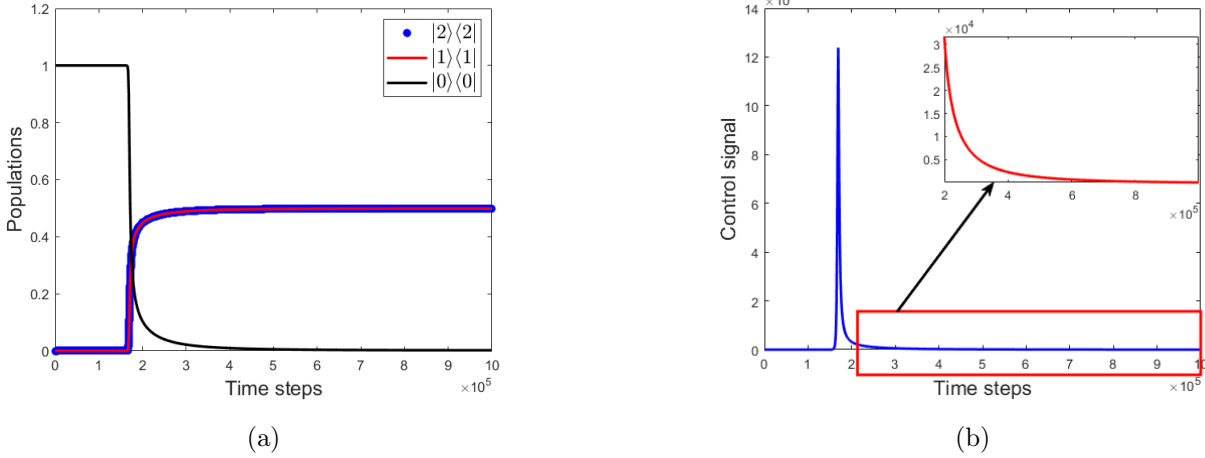


Figure 3: (3a): Time evolution of the populations the $|0\rangle\langle 0|$, $|1\rangle\langle 1|$ and $|2\rangle\langle 2|$ states. (3b): Time evolution of the control signal, u_t responsible of achieving the control objective.

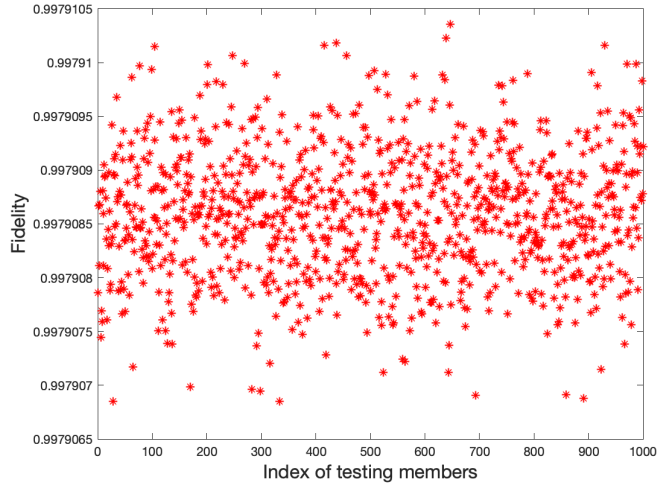


Figure 4: The testing performance of the optimal control for three level systems ensemble. The samples are randomly generated through the noise term $\eta(x_{t-1})$.

Moreover, we assume that the system interacts with an environment, with the system-environment coupling being described by a single Lindblad operator, $L_{02} = \sqrt{\Theta} |0\rangle\langle 2|$, where $\Theta \equiv \Theta_{2 \rightarrow 0}$ represents the dissipative transition rate from Hamiltonian eigenstate $|2\rangle$ to the Hamiltonian ground state $|0\rangle$.

The control objective aims to transfer the system from state $|0\rangle\langle 0|$ to the desired state $\rho_d = |\psi_d\rangle\langle \psi_d|$, with $|\psi_d\rangle = \frac{1}{\sqrt{2}}(|1\rangle + |2\rangle)$. To achieve this, we must maximize the fidelity between the actual state and the target state ρ_d . The target operator D in (18) now takes the form $D = (\text{vec}(\Pi_d))^T$, where $\Pi_d = |\psi_d\rangle\langle \psi_d|$ represents the projector onto the target state $|\psi_d\rangle$. By focusing on this control objective, we can ensure a high degree of precision in the transfer of the system between states, even when accounting for the environmental interactions.

This approach highlights the versatility of the probabilistic quantum control method in effectively managing different quantum systems and control objectives.

The elements of the \tilde{A} and \tilde{N} matrices are provided in Appendix (F). These matrices are then employed to compute the time-evolution of matrices A and B using (13) at each time step. With these matrices and setting $x_e = (0, 0, 0, 0, 0, 0, 0, 0, 0)^T$, $\Delta t = 0.0000000001$, $G_r = 0.0000001$, $\Omega = 10000$, and $\Theta = 0.9$, we evaluate the matrices M_t and P_t defined in equations (39) and (40), respectively, at each instant of time, as discussed in the optimization phase of Algorithm (1). The evolution of u_t is then obtained by substituting the calculated M_t and P_t matrices into (43). We repeat these steps until the fidelity between the actual state and the target state reaches its maximum value of unity, signifying that the system's state has reached the desired target state.

Following the optimization phase, the obtained optimal randomized controller is used to control one of the members of the Λ -type system. Figure (3a) illustrates the time evolution of the populations of states $|0\rangle\langle 0|$, $|1\rangle\langle 1|$, and $|2\rangle\langle 2|$ of the selected ensemble interacting with the calculated electric field. The time evolution of the obtained optimal control signal is depicted in Figure (3b). It is evident that the optimal control objective is achieved after only a few steps. As a result, the optimal control is capable of preserving quantum coherence, i.e., the quantum superposition, under the influence of decoherence.

To further demonstrate the capability of the designed randomised controller to effectively control the members of the Λ -type system, the optimal controller is applied to other randomly selected ensemble members generated through the noise term $\eta(x_{t-1})$. These ensemble members represent different realizations of the state time evolution influenced by the noise term $\eta(x_{t-1})$. Figure (4) displays the fidelities between the target state and the final states of 1000 ensemble members interacting with the optimal controller. We observe that the fidelities are almost equal to 1, implying that all members successfully reached the target state $|\psi_d\rangle$. This result highlights the potential effectiveness of the proposed method in controlling Λ -type atomic systems under environmental effects.

6 Final comments

In this paper, we have presented a novel approach for deriving optimal randomized controllers for quantum ensembles. Our proposed method consists of two main phases: optimization and testing. The optimization phase involves constructing a control for a generalized system of the ensemble using a probabilistic approach, which is based on describing the system dynamics with probability density functions and minimizing the distance between the actual closed-loop joint pdf and the desired joint pdf. We first established a general control solution for quantum systems described by arbitrary pdfs. The solution is then demonstrated on a specific case involving quantum systems affected by Gaussian noise and described by Gaussian pdfs, which yielded an analytical form for the randomized controller.

In the testing phase, the controller obtained during the optimization phase is applied to a large number of randomly selected ensemble members. Our results demonstrated that, with the optimized controller, all

members of the quantum ensemble that were also affected by environmental noises and interactions were successfully steered to the same target state, illustrating the effectiveness of our proposed methodology. In practical applications, the verification of successful steering to the target state would involve performing quantum state tomography on the final state of the system, and calculating the fidelity between the actual state and the desired state. Moreover, it's important to note a crucial aspect of quantum mechanics: the act of measurement itself can influence the state of the quantum system, a phenomenon known as measurement backaction. While this effect was not explicitly accounted for in the current work, it's an important consideration as it can potentially impact the effectiveness of the control field. Future work could explore integrating the effect of measurement backaction into the control methodology to ensure robust control even in the presence of frequent measurements.

In practical settings, the approach entails deriving the control field using historical, simulated, or real-time data obtained from quantum systems with the introduced method, and subsequently applying the electric field to the quantum ensemble.

The main advantages of the proposed methodology include:

- It provides a general form for the time evolution of the controller for systems affected by arbitrary noise, making it suitable for a wide range of quantum systems.
- It is easy to implement numerically, as explained in Algorithm (1), and does not require significant computational resources.
- The method is highly adaptable and can be applied to various quantum systems and control objectives, making it appealing to physicists and experimentalists working with quantum systems.

Our approach allows for the efficient control and manipulation of quantum systems, even in the presence of environmental noises and interactions. This can be particularly useful for preserving quantum coherence and achieving specific control objectives in various experimental settings.

Possible extensions of this work include considering quantum systems with arbitrary forms of noise affecting their evolutions. This would further expand the applicability and versatility of our proposed method, enabling it to address a broader range of quantum systems and control challenges.

Acknowledgements:

This work was supported by the EPSRC grant EP/V048074/1.

Appendices

A Vectorization of the density operator

In equation (1), we consider a density matrix $\rho(t) \in \mathbf{C}^{l \times l}$ given by:

$$\rho(t) = (\rho(t))^\dagger = \begin{pmatrix} \rho_{0,0}(t) & \rho_{0,1}(t) & \dots & \rho_{0,l-1}(t) \\ \rho_{1,0}(t) & \rho_{1,1}(t) & \dots & \rho_{1,l-1}(t) \\ \vdots & \vdots & \ddots & \vdots \\ \rho_{l-1,0}(t) & \rho_{l-1,1}(t) & \dots & \rho_{l-1,l-1}(t) \end{pmatrix}. \quad (\text{A.1})$$

The vectorization of $\rho(t)$ used in (9) is:

$$\begin{aligned} \tilde{x}(t) &= \text{vec}(\rho(t)) \\ &= \left[\rho_{0,0}(t) \quad \rho_{1,1}(t) \dots \rho_{l-1,l-1}(t) \quad \rho_{0,1}(t) \dots \rho_{0,l-1}(t) \quad \rho_{1,0}(t) \dots \rho_{l-1,0}(t) \dots \rho_{l-2,l-1}(t) \quad \rho_{l-1,l-2}(t) \right]^T, \end{aligned} \quad (\text{A.2})$$

where T stands for the transpose operation. Thus, for $l = 3$ the vectorization of the density matrix $\rho(t) =$

$$\begin{pmatrix} \rho_{00}(t) & \rho_{01}(t) & \rho_{02}(t) \\ \rho_{10}(t) & \rho_{11}(t) & \rho_{12}(t) \\ \rho_{20}(t) & \rho_{21}(t) & \rho_{22}(t) \end{pmatrix} \text{ is trivially given by:}$$

$$\tilde{x}(t) = \tilde{x}_t = \left[\rho_{00}(t) \quad \rho_{11}(t) \quad \rho_{22}(t) \quad \rho_{01}(t) \quad \rho_{02}(t) \quad \rho_{10}(t) \quad \rho_{20}(t) \quad \rho_{12}(t) \quad \rho_{21}(t) \right]^T. \quad (\text{A.3})$$

B Complex Gaussian and Gaussian distributions

For nonsingular covariance matrix Γ_t , the complex Gaussian distribution of a complex random variable $x_t \in \mathbf{C}^n$ is given by:

$$\mathcal{N}_{\mathcal{C}}(\mu_t, \Gamma_t) = \frac{1}{\pi^n |\Gamma_t|} \exp \left[- (x_t - \mu_t)^\dagger \Gamma_t^{-1} (x_t - \mu_t) \right], \quad (\text{B.1})$$

where $\mu_t = E(x_t)$, and $\Gamma_t = E((x_t - \mu_t)(x_t - \mu_t)^\dagger)$, with $E(x_t)$ being the expected value of x_t , $|\Gamma_t|$ is the determinant of Γ_t , and \dagger stands for the complex conjugate transpose operation.

The Gaussian distribution for a real random variable $o_t \in \mathbf{R}^n$ is given by:

$$\mathcal{N}(o_m, G) = \frac{1}{\sqrt{(2\pi)^n |G|}} \exp \left[- 0.5(o_t - o_m)^T G^{-1} (o_t - o_m) \right]. \quad (\text{B.2})$$

where $o_m = E(o_t)$ and $G = E((o_t - o_m)(o_t - o_m)^T)$ are respectively the mean and covariance matrices, and T stands for the transpose operation. Since o_t belongs to the set of real numbers \mathbf{R}^n , the Gaussian distribution (B.2) can be equivalently restructured as:

$$\mathcal{N}(o_m, G) = \frac{1}{\sqrt{(2\pi)^n |G|}} \exp \left[- 0.5(o_t - o_m)^\dagger G^{-1} (o_t - o_m) \right]. \quad (\text{B.3})$$

This recasting of the real Gaussian distribution into the form of a complex Gaussian distribution provides a consistency in the derivation of the randomized controller. It not only simplifies the presentation but also aligns well with the inherent nature of quantum systems, where the state variable is complex. Thus, the adapted representation facilitates a more coherent theoretical framework for our probabilistic quantum control approach.

C Evaluation of the optimal cost-to-go, $\gamma(x_{t-1})$

In this appendix we show how to obtain the optimal cost-to-go function (38) stated in Theorem (2). For this purpose, we first evaluate the coefficient $\beta(u_{t-1}, x_{t-1})$ defined in equation (28), repeated here:

$$\beta(u_{t-1}, x_{t-1}) = \int s(x_t|u_{t-1}, x_{t-1})s(o_t|x_t) \times \ln \left(\frac{s(o_t|x_t)}{I s(o_t|x_t)} \frac{1}{\gamma(x_t)} \right) dx_t do_t. \quad (\text{C.1})$$

Using equations (32), (36) and (38) we evaluate:

$$\begin{aligned} & \ln \left(\frac{s(o_t|x_t)}{I s(o_t|x_t)} \frac{1}{\gamma(x_t)} \right) \\ &= -0.5(o_t - Dx_t)^\dagger G^{-1}(o_t - Dx_t) + 0.5(o_t - o_d)^\dagger G_r^{-1}(o_t - o_d) + 0.5x_t^\dagger M_t x_t + 0.5P_t x_t + 0.5\omega_t + 0.5 \ln \left(\frac{|G_r|}{|G|} \right), \end{aligned} \quad (\text{C.2})$$

which implies that:

$$\begin{aligned} & \ln \left(\frac{s(o_t|x_t)}{I s(o_t|x_t)} \frac{1}{\gamma(x_t)} \right) \\ &= -0.5o_t^\dagger G^{-1}o_t - 0.5x_t^\dagger D^\dagger G^{-1}Dx_t + o_t^\dagger G^{-1}Dx_t + 0.5o_t^\dagger G_r^{-1}o_t - o_t^\dagger G_r^{-1}o_d + 0.5x_t^\dagger M_t x_t + 0.5P_t x_t + 0.5\omega_t \\ &+ 0.5o_d^\dagger G_r^{-1}o_d + 0.5 \ln \left(\frac{|G_r|}{|G|} \right) \\ &= -0.5o_t^\dagger (G^{-1} - G_r^{-1})o_t + o_t^\dagger (G^{-1}Dx_t - G_r^{-1}o_d) - 0.5x_t^\dagger D^\dagger G^{-1}Dx_t + 0.5x_t^\dagger M_t x_t + 0.5P_t x_t + 0.5\omega_t \\ &+ 0.5o_d^\dagger G_r^{-1}o_d + 0.5 \ln \left(\frac{|G_r|}{|G|} \right). \end{aligned} \quad (\text{C.3})$$

By substituting (C.3) into (C.1), and integrating over o_t we get:

$$\begin{aligned} \beta(u_{t-1}, x_{t-1}) &= \int s(x_t|u_{t-1}, x_{t-1})s(o_t|x_t) \left(-0.5o_t^\dagger (G^{-1} - G_r^{-1})o_t + o_t^\dagger (G^{-1}Dx_t - G_r^{-1}o_d) - 0.5x_t^\dagger D^\dagger G^{-1}Dx_t \right. \\ &+ 0.5x_t^\dagger M_t x_t + 0.5P_t x_t + 0.5\omega_t + 0.5o_d^\dagger G_r^{-1}o_d + 0.5 \ln \left(\frac{|G_r|}{|G|} \right) \left. \right) dx_t do_t \\ &= \int s(x_t|u_{t-1}, x_{t-1}) \left(0.5x_t^\dagger D^\dagger G_r^{-1}Dx_t - x_t^\dagger D^\dagger G_r^{-1}o_d + 0.5x_t^\dagger M_t x_t + 0.5P_t x_t + 0.5\omega_t + 0.5o_d^\dagger G_r^{-1}o_d \right. \\ &- 0.5 \text{Tr}((G^{-1} - G_r^{-1})G) + 0.5 \ln \left(\frac{|G_r|}{|G|} \right) \left. \right) dx_t \\ &= \int s(x_t|u_{t-1}, x_{t-1}) \left(0.5x_t^\dagger (D^\dagger G_r^{-1}D + M_t)x_t + 0.5(P_t - 2o_d^\dagger G_r^{-1}D)x_t + 0.5\omega_t + 0.5o_d^\dagger G_r^{-1}o_d + 0.5 \ln \left(\frac{|G_r|}{|G|} \right) \right. \\ &- 0.5 \text{Tr}((G^{-1} - G_r^{-1})G) \left. \right) dx_t. \end{aligned} \quad (\text{C.4})$$

Integrating over x_t yields the following form of $\beta(u_{t-1}, x_{t-1})$:

$$\begin{aligned} \beta(u_{t-1}, x_{t-1}) &= 0.5\mu_t^\dagger(D^\dagger G_r^{-1}D + M_t)\mu_t + 0.5(P_t - 2o_d^\dagger G_r^{-1}D)\mu_t + 0.5\omega_t + 0.5o_d^\dagger G_r^{-1}o_d + 0.5 \ln \left(\frac{|G_r|}{|G|} \right) \\ &\quad - 0.5 \text{Tr}((G^{-1} - G_r^{-1})G) + 0.5 \text{Tr}((D^\dagger G_r^{-1}D + M_t)\Gamma_t). \end{aligned} \quad (\text{C.5})$$

Using the definition of Γ_t given in equation (31), the last term in the above equation can be evaluated to give:

$$\begin{aligned} \text{Tr}((D^\dagger G_r^{-1}D + M_t)\Gamma_t) &= \text{Tr}((D^\dagger G_r^{-1}D + M_t)Ax_{t-1}\Sigma x_{t-1}^\dagger A^\dagger), \\ &= \langle \text{cyclic permutation} \rangle \\ &\quad \text{Tr}(A^\dagger(D^\dagger G_r^{-1}D + M_t)Ax_{t-1}\Sigma x_{t-1}^\dagger), \\ &= \langle \text{identity } \text{Tr}(Qzz^\dagger) = z^\dagger Qz \rangle \\ &\quad x_{t-1}^\dagger A^\dagger(D^\dagger G_r^{-1}D + M_t)Ax_{t-1}\Sigma. \end{aligned} \quad (\text{C.6})$$

Remembering that $\mu_t = Ax_{t-1} + Bu_{t-1}$, the relation (C.5) becomes:

$$\begin{aligned} \beta(u_{t-1}, x_{t-1}) &= 0.5(Ax_{t-1} + Bu_{t-1})^\dagger(D^\dagger G_r^{-1}D + M_t)(Ax_{t-1} + Bu_{t-1}) + 0.5(P_t - 2o_d^\dagger G_r^{-1}D)(Ax_{t-1} + Bu_{t-1}) \\ &\quad + 0.5\omega_t + 0.5o_d^\dagger G_r^{-1}o_d + 0.5 \ln \left(\frac{|G_r|}{|G|} \right) - 0.5 \text{Tr}((G^{-1} - G_r^{-1})G) + 0.5x_{t-1}^\dagger A^\dagger(D^\dagger G_r^{-1}D + M_t)\Sigma Ax_{t-1} \\ &= 0.5x_{t-1}^\dagger A^\dagger(D^\dagger G_r^{-1}D + M_t)Ax_{t-1} + 0.5(P_t - 2o_d^\dagger G_r^{-1}D)Ax_{t-1} + 0.5u_{t-1}^\dagger B^\dagger(D^\dagger G_r^{-1}D + M_t)Bu_{t-1} \\ &\quad + u_{t-1}^\dagger B^\dagger(D^\dagger G_r^{-1}D + M_t)Ax_{t-1} + 0.5(P_t - 2o_d^\dagger G_r^{-1}D)Bu_{t-1} + 0.5\omega_t + 0.5o_d^\dagger G_r^{-1}o_d + 0.5 \ln \left(\frac{|G_r|}{|G|} \right) \\ &\quad - 0.5 \text{Tr}((G^{-1} - G_r^{-1})G) + 0.5x_{t-1}^\dagger A^\dagger(D^\dagger G_r^{-1}D + M_t)\Sigma Ax_{t-1} \end{aligned} \quad (\text{C.7})$$

By substituting the form of β found in (C.7) and the ideal distribution of the controller provided in equation (37), into the definition of $\gamma(x_{t-1})$ given in (27) we find that:

$$\begin{aligned}
\gamma(x_{t-1}) &= \int^I c(u_{t-1}|x_{t-1}) \exp[-\beta(u_{t-1}, x_{t-1})] du_{t-1}, \\
&= (2\pi)^{-1/2} |\Omega|^{-1/2} \int \exp \left[-0.5(u_{t-1} - u_r)^\dagger \Omega^{-1} (u_{t-1} - u_r) - 0.5x_{t-1}^\dagger A^\dagger (D^\dagger G_r^{-1} D + M_t) Ax_{t-1} \right. \\
&\quad - 0.5(P_t - 2o_d^\dagger G_r^{-1} D) Ax_{t-1} - 0.5u_{t-1}^\dagger B^\dagger (D^\dagger G_r^{-1} D + M_t) Bu_{t-1} - u_{t-1}^\dagger B^\dagger (D^\dagger G_r^{-1} D + M_t) Ax_{t-1} \\
&\quad - 0.5(P_t - 2o_d^\dagger G_r^{-1} D) Bu_{t-1} - 0.5\omega_t - 0.5o_d^\dagger G_r^{-1} o_d - 0.5 \ln \left(\frac{|G_r|}{|G|} \right) + 0.5 \text{Tr}((G^{-1} - G_r^{-1})G) \\
&\quad \left. - 0.5x_{t-1}^\dagger A^\dagger (D^\dagger G_r^{-1} D + M_t) \Sigma Ax_{t-1} \right] du_{t-1} \\
&= (2\pi)^{-1/2} |\Omega|^{-1/2} \exp \left(-0.5x_{t-1}^\dagger A^\dagger (D^\dagger G_r^{-1} D + M_t) Ax_{t-1} - 0.5(P_t - 2o_d^\dagger G_r^{-1} D) Ax_{t-1} - 0.5\omega_t - 0.5o_d^\dagger G_r^{-1} o_d \right. \\
&\quad \left. - 0.5 \ln \left(\frac{|G_r|}{|G|} \right) + 0.5 \text{Tr}((G^{-1} - G_r^{-1})G) - 0.5x_{t-1}^\dagger A^\dagger (D^\dagger G_r^{-1} D + M_t) \Sigma Ax_{t-1} - 0.5u_r^\dagger \Omega^{-1} u_r \right) \\
&\quad \int \exp \left(-0.5u_{t-1}^\dagger (\Omega^{-1} + B^\dagger (D^\dagger G_r^{-1} D + M_t) B) u_{t-1} + u_{t-1}^\dagger (\Omega^{-1} u_r - B^\dagger (D^\dagger G_r^{-1} D + M_t) Ax_{t-1} \right. \\
&\quad \left. - 0.5B^\dagger (P_t - 2o_d^\dagger G_r^{-1} D)^\dagger) \right) du_{t-1} \tag{C.8}
\end{aligned}$$

By completing the square with respect to u_{t-1} in the above equation, and using the solution of the general multiple integral given in Theorem (10.5.1) in Ref [43], it follows that:

$$\begin{aligned}
\gamma(x_{t-1}) &= \exp \left(-0.5x_{t-1}^\dagger A^\dagger (D^\dagger G_r^{-1} D + M_t) Ax_{t-1} - 0.5(P_t - 2o_d^\dagger G_r^{-1} D) Ax_{t-1} - 0.5\omega_t - 0.5o_d^\dagger G_r^{-1} o_d \right. \\
&\quad \left. - 0.5 \ln \left(\frac{|G_r|}{|G|} \right) + 0.5 \text{Tr}((G^{-1} - G_r^{-1})) - 0.5x_{t-1}^\dagger A^\dagger (D^\dagger G_r^{-1} D + M_t) \Sigma Ax_{t-1} - 0.5u_r^\dagger \Omega^{-1} u_r \right) \\
&\quad \times \exp \left(0.5(\Omega^{-1} u_r - B^\dagger (D^\dagger G_r^{-1} D + M_t) Ax_{t-1} - 0.5B^\dagger (P_t - 2o_d^\dagger G_r^{-1} D)^\dagger)^\dagger \right. \\
&\quad \left. (\Omega^{-1} + B^\dagger (D^\dagger G_r^{-1} D + M_t) B)^{-1} (\Omega^{-1} u_r - B^\dagger (D^\dagger G_r^{-1} D + M_t) Ax_{t-1} - 0.5B^\dagger (P_t - 2o_d^\dagger G_r^{-1} D)^\dagger) \right) \\
&\quad \left. \right) \times |\Omega|^{-1/2} |\Omega^{-1} + B^\dagger (D^\dagger G_r^{-1} D + M_t) B|^{-1/2} \tag{C.9}
\end{aligned}$$

Finally the form provided in (38) in Theorem (2) is found:

$$\begin{aligned}
& -\ln(\gamma(x_{t-1})) \\
& = 0.5x_{t-1}^\dagger \left(A^\dagger(D^\dagger G_r^{-1}D + M_t)A - A^\dagger(D^\dagger G_r^{-1}D + M_t)^\dagger B(\Omega^{-1} + B^\dagger(D^\dagger G_r^{-1}D + M_t)B)^{-1} \right. \\
& \quad \left. B^\dagger(D^\dagger G_r^{-1}D + M_t)A + A^\dagger(D^\dagger G_r^{-1}D + M_t)\Sigma A \right) x_{t-1} \\
& + 0.5 \left((P_t - 2o_d^\dagger G_r^{-1}D)A + 2(\Omega^{-1}u_r - 0.5B^\dagger(P_t^\dagger - 2D^\dagger G_r^{-1}o_d))^\dagger (\Omega^{-1} + B^\dagger(D^\dagger G_r^{-1}D + M_t)B)^{-1} \right. \\
& \quad \left. B^\dagger(D^\dagger G_r^{-1}D + M_t)A \right) x_{t-1} \\
& + 0.5 \left(\omega_t + o_d^\dagger G_r^{-1}o_d + \ln \left(\frac{|G_r|}{|G|} \right) - \text{Tr}((G^{-1} - G_r^{-1})G) + u_r^\dagger \Omega^{-1}u_r \right. \\
& \quad - (\Omega^{-1}u_r - 0.5B^\dagger(P_t^\dagger - 2D^\dagger G_r^{-1}o_d))^\dagger (\Omega^{-1} + B^\dagger(D^\dagger G_r^{-1}D + M_t)B)^{-1} (\Omega^{-1}u_r - 0.5B^\dagger(P_t^\dagger - 2D^\dagger G_r^{-1}o_d)) \\
& \quad \left. - 2\ln(|\Omega|^{-1/2}|\Omega^{-1} + B^\dagger(D^\dagger G_r^{-1}D + M_t)B|^{-1/2}) \right). \tag{C.10}
\end{aligned}$$

D Calculating of the control distribution function

By substituting (37), (C.7) and (C.10) into (26), it follows that the optimal control distribution is given by:

$$\begin{aligned}
c(u_{t-1}|x_{t-1}) & = (2\pi)^{-1/2} |\Omega^{-1} + B^\dagger(D^\dagger G_r^{-1}D + M_t)B|^{1/2} \exp \left[-0.5u_{t-1}^\dagger \left(\Omega^{-1} + B^\dagger(D^\dagger G_r^{-1}D + M_t)B \right) u_{t-1} \right. \\
& \quad \left. + u_{t-1}^\dagger \left(\Omega^{-1}u_r - B^\dagger(D^\dagger G_r^{-1}D + M_t)Ax_{t-1} - 0.5B^\dagger(P_t - 2o_d^\dagger G_r^{-1}D)^\dagger \right) - 0.5 \left(\Omega^{-1}u_r - B^\dagger(D^\dagger G_r^{-1}D + M_t)Ax_{t-1} \right. \right. \\
& \quad \left. \left. - 0.5B^\dagger(P_t^\dagger - 2D^\dagger G_r^{-1}o_d) \right)^\dagger \left(\Omega^{-1} + B^\dagger(D^\dagger G_r^{-1}D + M_t)B \right)^{-1} \left(\Omega^{-1}u_r - B^\dagger(D^\dagger G_r^{-1}D + M_t)Ax_{t-1} \right. \right. \\
& \quad \left. \left. - 0.5B^\dagger(P_t^\dagger - 2D^\dagger G_r^{-1}o_d) \right) \right]. \tag{D.1}
\end{aligned}$$

which can be written as:

$$\begin{aligned}
c(u_{t-1}|x_{t-1}) & = (2\pi)^{-1/2} |\Omega^{-1} + B^\dagger(D^\dagger G_r^{-1}D + M_t)B|^{1/2} \\
& \quad \times \exp \left[-0.5(u_{t-1} - v_{t-1})^\dagger \left(\Omega^{-1} + B^\dagger(D^\dagger G_r^{-1}D + M_t)B \right) (u_{t-1} - v_{t-1}) \right], \tag{D.2}
\end{aligned}$$

where,

$$v_{t-1} = \left(\Omega^{-1} + B^\dagger(D^\dagger G_r^{-1}D + M_t)B \right)^{-1} \left(\Omega^{-1}u_r - B^\dagger(D^\dagger G_r^{-1}D + M_t)Ax_{t-1} - 0.5B^\dagger(P_t^\dagger - 2D^\dagger G_r^{-1}o_d) \right), \tag{D.3}$$

This means that the pdf of the controller follows a normal distribution, as given by:

$$c(u_{t-1}|x_{t-1}) \sim \mathcal{N}(v_{t-1}, R_t), \tag{D.4}$$

where

$$R_t = \left(\Omega^{-1} + B^\dagger (D^\dagger G_r^{-1} D + M_t) B \right)^{-1}. \quad (\text{D.5})$$

E State space model for spin $\frac{1}{2}$

The evolution of a spin-1/2 system in interaction with an external environment can be described by the following master equation:

$$\frac{d\rho(t)}{dt} = -i[H, \rho(t)] + \Theta \left(\sigma_- \rho(t) \sigma_+ - \frac{1}{2} \{ \sigma_+ \sigma_-, \rho(t) \} \right), \quad (\text{E.1})$$

where, as given in equation (46), $H = \frac{1}{2} \sigma_3 + \frac{1}{2} (\sigma_1 + \sigma_2) u_t$ such that u_t is an external electric field, and $\sigma_1, \sigma_2, \sigma_3$ are the relevant Pauli matrices and $\sigma_\pm = \frac{\sigma_1 \pm i\sigma_2}{2}$. The Hamiltonian H can be written in matrix form as follows:

$$H = \frac{1}{2} \begin{pmatrix} 1 & u_t(1-i) \\ u_t(1+i) & -1 \end{pmatrix}. \quad (\text{E.2})$$

Writing the density operator in terms of its elements, the von-Neumann equation (E.1) can be re-written as:

$$\frac{d}{dt} \begin{pmatrix} \rho_{00}(t) & \rho_{01}(t) \\ \rho_{01}^*(t) & \rho_{11}(t) \end{pmatrix} = \frac{-i}{2} \begin{pmatrix} u_t((1-i)\rho_{01}^*(t) - (1+i)\rho_{01}(t)) & 2\rho_{01}(t) + u_t(1-i)(\rho_{11}(t) - \rho_{00}(t)) \\ -2\rho_{01}^*(t) + u_t(1+i)(\rho_{00}(t) - \rho_{11}(t)) & u_t((1+i)\rho_{01}(t) - (1-i)\rho_{01}^*(t)) \end{pmatrix} \quad (\text{E.3})$$

$$- \begin{pmatrix} \Theta \rho_{00}(t) & \frac{\Theta}{2} \rho_{01}(t) \\ \frac{\Theta}{2} \rho_{01}^*(t) & -\Theta \rho_{00}(t) \end{pmatrix}$$

where the elements $\rho_{00}(t), \rho_{01}(t), \rho_{01}^*(t)$ and $\rho_{11}(t)$ are the elements of the density operator $\rho(t)$. Vectorizing the above equation yields:

$$\frac{d}{dt} \underbrace{\begin{pmatrix} \rho_{00}(t) \\ \rho_{11}(t) \\ \rho_{01}(t) \\ \rho_{01}^*(t) \end{pmatrix}}_{x(t)} = \underbrace{\begin{pmatrix} -\Theta & 0 & 0 & 0 \\ \Theta & 0 & 0 & 0 \\ 0 & 0 & -i - \frac{\Theta}{2} & 0 \\ 0 & 0 & 0 & i - \frac{\Theta}{2} \end{pmatrix}}_{\tilde{A}} \underbrace{\begin{pmatrix} \rho_{00}(t) \\ \rho_{11}(t) \\ \rho_{01}(t) \\ \rho_{01}^*(t) \end{pmatrix}}_{x(t)} \quad (\text{E.4})$$

$$+ i \frac{1}{2} \underbrace{\begin{pmatrix} 0 & 0 & (1+i) & -(1-i) \\ 0 & 0 & -(1+i) & (1-i) \\ (1-i) & -(1-i) & 0 & 0 \\ -(1+i) & (1+i) & 0 & 0 \end{pmatrix}}_{\tilde{N}} \underbrace{\begin{pmatrix} \rho_{00}(t) \\ \rho_{11}(t) \\ \rho_{01}(t) \\ \rho_{01}^*(t) \end{pmatrix}}_{x(t)} u_t, \quad (\text{E.5})$$

from which we find the state equation for the spin-1/2 system to be given by:

$$\frac{dx(t)}{dt} = (\tilde{A} + i\tilde{N}u_t)x(t). \quad (\text{E.6})$$

F State space model for a three level system

The Hamiltonian describing the interaction between a Λ -type atomic system, examined in Section (5.1.2), and an electric field u_t can be written in matrix form as follows:

$$H = H_0 + u_t H_1 = \begin{pmatrix} \frac{3}{2} & 0 & 0 \\ 0 & 1 & 0 \\ 0 & 0 & 0 \end{pmatrix} + \begin{pmatrix} 0 & 0 & 1 \\ 0 & 0 & 1 \\ 1 & 1 & 0 \end{pmatrix} u_t = \begin{pmatrix} \frac{3}{2} & 0 & u_t \\ 0 & 1 & u_t \\ u_t & u_t & 0 \end{pmatrix} \quad (\text{F.1})$$

By assuming that the system interacts with an external environment described by one Linblad operator, $L_{02} = \sqrt{\Theta}|0\rangle\langle 2|$, and expanding the density operator in terms of its matrix elements the von-Neumann equation given in (1) can be written as:

$$i \frac{d}{dt} \begin{pmatrix} \rho_{00}(t) & \rho_{01}(t) & \rho_{02}(t) \\ \rho_{01}^*(t) & \rho_{11}(t) & \rho_{12}(t) \\ \rho_{02}^*(t) & \rho_{12}^*(t) & \rho_{22}(t) \end{pmatrix} = \quad (\text{F.2})$$

$$\begin{pmatrix} u_t(\rho_{02}^*(t) - \rho_{02}(t)) & \frac{1}{2}\rho_{01}(t) + u_t(\rho_{12}^*(t) - \rho_{02}(t)) & \frac{3}{2}\rho_{02}(t) + u_t(\rho_{22}(t) - \rho_{00}(t) - \rho_{01}(t)) \\ -\frac{1}{2}\rho_{01}^*(t) + u_t(\rho_{02}^*(t) - \rho_{12}(t)) & u_t(\rho_{12}^*(t) - \rho_{12}(t)) & \rho_{12}(t) + u_t(\rho_{22}(t) - \rho_{01}^*(t) - \rho_{11}(t)) \\ -\frac{3}{2}\rho_{02}^*(t) + u_t(\rho_{00} + \rho_{01}^*(t) - \rho_{22}(t)) & -\rho_{12}^*(t) + u_t(\rho_{01}(t) + \rho_{11}(t) - \rho_{22}(t)) & u_t(\rho_{02}(t) + \rho_{12}(t) - \rho_{02}^*(t) - \rho_{12}^*(t)) \end{pmatrix}$$

$$+ \frac{i}{2}\Theta \begin{pmatrix} -2\rho_{00}(t) & -\rho_{01}(t) & -\rho_{02}(t) \\ -\rho_{01}^*(t) & 0 & 0 \\ -\rho_{02}^*(t) & 0 & 2\rho_{00}(t) \end{pmatrix}.$$

which when using the vectorisation defined in Eq.(A.2), gives,

$$\begin{aligned}
\underbrace{\frac{d}{dt} \begin{pmatrix} \rho_{00}(t) \\ \rho_{11}(t) \\ \rho_{22}(t) \\ \rho_{01}(t) \\ \rho_{02}(t) \\ \rho_{01}^*(t) \\ \rho_{02}^*(t) \\ \rho_{12}(t) \\ \rho_{12}^*(t) \end{pmatrix}}_{x(t)} &= \underbrace{\begin{pmatrix} -\Theta & 0 & 0 & 0 & 0 & 0 & 0 & 0 & 0 \\ 0 & 0 & 0 & 0 & 0 & 0 & 0 & 0 & 0 \\ \Theta & 0 & 0 & 0 & 0 & 0 & 0 & 0 & 0 \\ 0 & 0 & 0 & -\frac{i}{2} - \frac{\Theta}{2} & 0 & 0 & 0 & 0 & 0 \\ 0 & 0 & 0 & 0 & -\frac{3i}{2} - \frac{\Theta}{2} & 0 & 0 & 0 & 0 \\ 0 & 0 & 0 & 0 & 0 & \frac{i}{2} - \frac{\Theta}{2} & 0 & 0 & 0 \\ 0 & 0 & 0 & 0 & 0 & 0 & \frac{3i}{2} - \frac{\Theta}{2} & 0 & 0 \\ 0 & 0 & 0 & 0 & 0 & 0 & 0 & -i & 0 \\ 0 & 0 & 0 & 0 & 0 & 0 & 0 & 0 & i \end{pmatrix}}_{\tilde{A}} \underbrace{\begin{pmatrix} \rho_{00}(t) \\ \rho_{11}(t) \\ \rho_{22}(t) \\ \rho_{01}(t) \\ \rho_{02}(t) \\ \rho_{01}^*(t) \\ \rho_{02}^*(t) \\ \rho_{12}(t) \\ \rho_{12}^*(t) \end{pmatrix}}_{x(t)} \\
&+ i \underbrace{\begin{pmatrix} 0 & 0 & 0 & 0 & 1 & 0 & -1 & 0 & 0 \\ 0 & 0 & 0 & 0 & 0 & 0 & 0 & 1 & -1 \\ 0 & 0 & 0 & 0 & -1 & 0 & 1 & -1 & 1 \\ 0 & 0 & 0 & 0 & 1 & 0 & 0 & 0 & -1 \\ 1 & 0 & -1 & 1 & 0 & 0 & 0 & 0 & 0 \\ 0 & 0 & 0 & 0 & 0 & 0 & -1 & 1 & 0 \\ -1 & 0 & 1 & 0 & 0 & -1 & 0 & 0 & 0 \\ 0 & 1 & -1 & 0 & 0 & 1 & 0 & 0 & 0 \\ 0 & -1 & 1 & -1 & 0 & 0 & 0 & 0 & 0 \end{pmatrix}}_{\tilde{N}} \underbrace{\begin{pmatrix} \rho_{00}(t) \\ \rho_{11}(t) \\ \rho_{22}(t) \\ \rho_{01}(t) \\ \rho_{02}(t) \\ \rho_{01}^*(t) \\ \rho_{02}^*(t) \\ \rho_{12}(t) \\ \rho_{12}^*(t) \end{pmatrix}}_{x(t)} u_t. \tag{F.3}
\end{aligned}$$

Hence, we find the form of the state equation given in Eq.(9) as follows,

$$\frac{dx(t)}{dt} = (\tilde{A} + i\tilde{N}u(t))x(t). \tag{F.4}$$

References

- [1] D. G. Cory, A. F. Fahmy, and T. F. Havel, *Proc. Natl. Acad. Sci. USA*, **94**, 1634 (1997).
- [2] L. M. Duan, M. D. Lukin, J. I. Cirac, and P. Zoller, *Nature (London)* **414**, 413 (2001)
- [3] G. Bensky, D. Petrosyan, J. Majer, J. Schmiedmayer, and G. Kurizki, *Phys. Rev. A*, **86**, 012310 (2012).
- [4] J. S. Li, J. Ruths, T. Y. Yu, H. Arthanari, and G. Wagner, *Proc. Natl. Acad. Sci. USA*, **108**, 1879 (2011).
- [5] S. J. Glaser, T. Schulte-Herbrüggen, M. Sieveking, O. Schedletzky, N. C. Nielsen, O. W. Sorensen, and C. Griesinger, *Science* **280**, 421 (1998).

- [6] C. Altafini, *IEEE Trans. Automat. Control* **52**, 2019 (2007).
- [7] G. Turinici and H. Rabitz, *Phys. Rev. A* **70**, 063412 (2004).
- [8] J. S. Li and N. Khaneja, *Phys. Rev. A* **73**, 030302 (R) (2006)
- [9] K. Beauchard, P.S. Pereira da Silva and P. Rouchon, *Automatica*. **48**, 68 (2012).
- [10] J. S. Li and N. Khaneja, *IEEE Trans. Automat. Control* **54**, 528 (2009).
- [11] Chunlin Chen, Daoyi Dong, Ruixing Long, Ian R. Petersen, and Herschel A. Rabitz, *Phys. Rev. A*. **89**, 023402 (2014).
- [12] Chunlin Chen, Daoyi Dong, Bo Qi, Ian R. Petersen, and Herschel A. Rabitz, *IEEE Transactions on Neural Networks and Learning Systems*. **28**, 1345 (2017).
- [13] H. Jirari H and W. Pötz, *Phys. Rev. A* **72**, 013409 (2005).
- [14] W. Cui, Z. R. Xi and Y. Pan, *Phys. Rev. A* **77**, 032117 (2008).
- [15] U. Hohenester and G. Stadler, *Phys. Rev. Lett.* **92**, 196801 (2004).
- [16] G. Gordon, *J. Phys. B: At. Mol. Opt. Phys.* **42**, 223001 (2009).
- [17] M. D. Grace, J. Dominy, R. L. Kosut, C. Brif and H. Rabitz *New J. Phys.* **12**, 015001 (2010).
- [18] I. A. Grigorenko and D. V. Khveshchenko *Phys. Rev. Lett.* **95**, 110501 (2005).
- [19] W. Zurek, *Rev. Mod. Phys.* **75**, 715 (2003).
- [20] E. Joos. et al. , “Decoherence and the Appearance of a Classical World in Quantum Theory”,*Springer, Berlin, second edn.* (2003).
- [21] M. Schlosshauer, “ Decoherence and the Quantum-to-Classical Transition”,*Springer, Berlin* (2007).
- [22] M. A. Nielsen and I. L. Chuang , “Quantum Computation and Quantum Information”,*Cambridge, UK: Cambridge University Press* (2000).
- [23] C. Brif, H. Rabitz, S. Wallentowitz, and I. A. Walmsley, *Phys. Rev. A*. **63**, 063404 (2001).
- [24] W. Zhu and H. Rabitz, *J. Chem. Phys.* **118**, 6751 (2003).
- [25] M. P. A. Branderhorst, P. Londero, P. Wasylczyk, C. Brif, R. L. Kosut, H. Rabitz and I. A. Walmsley, *Science* **320**, 638 (2008).
- [26] M. Kárný *Automatica*. **32**, 1719 (1996).

- [27] R. Herzallah and M. Kárný, *Neural Networks*. **24**, 1128 (2011).
- [28] R. Herzallah, *Neural Networks*. **42**, 74 (2013).
- [29] M. Kárný ad T. V. Guy *Syst. Control Lett.* **55**, 259 (2006).
- [30] R. Herzallah, *Neural Networks*. **63**, 199 (2015).
- [31] R. Herzallah, *Asian Journal of Control*. **20**, 2065 (2018).
- [32] Y. Zhou and R. Herzallah, *AIMS Electronics and Electrical Engineering*. **4**, 216 (2020).
- [33] K. Kraus, A. Böhm, J. D. Dollard, W. H. Wootters, “ Effects and Operations: Fundamental Notions of Quantum Theory (Lecture Notes in Physics vol 190)”,*Berlin: Springer* (1983).
- [34] H. P. Breuer and F. Petruccione, “The Theory of Open Quantum Systems”,*New York: Oxford University Press* (2007).
- [35] C. W. Gardiner and P. Zoller, “ Quantum Noise: A Handbook of Markovian and Non-Markovian Quantum Stochastic Methods with Applications to Quantum Optics”,*Berlin: Springer* (1999).
- [36] J. von Neumann, “Mathematical Foundations of Quantum Mechanics”, *Princeton University Press*, (1996).
- [37] Todd A. Brun *Phys. Rev. A*. **61**, 042107 (2000).
- [38] A. C. Doherty and K. Jacobs, *Phys. Rev. A*. **60**, 2700 (1999).
- [39] B. Schmidt and C. Hartmann, *Computer Physics Communications*. **228**, 229 (2018).
- [40] Boris Schäfer-Bung, Carsten Hartmann, Burkhard Schmidt, and Christof Schütte,*J. Chem. Phys.* **135**, 014112 (2011).
- [41] C. A. Ryan, C. Negrevergne, M. Laforest, E. Knill and R. Laflamme *Phys. Rev. A*. **78**, 012328 (2008).
- [42] N. Khaneja, T. Reiss, C. Kehlet, E. Knill, T. Schulte-Herbrüggen and S. J. Glaser *J. Magn. Reson.* **172**, 296 (2005).
- [43] F. A. Graybill, “Matrices with Applications in Statistics”,*Belmont, Calif. : Wadsworth International Group* (1983).