

On the theory of body motion in confined Stokesian fluids

Giuseppe Procopio and Massimiliano Giona*

*Dipartimento di Ingegneria Chimica Materiali Ambiente,
Sapienza Università di Roma, via Eudossiana 18, Rome 00184, Italy*

(Dated: September 8, 2023)

Abstract

We propose a theoretical method to decompose the solution of a Stokes flow past a body immersed in a confined fluid in two simpler problems, related separately to the two geometrical elements of these systems: (i) the body immersed in the unbounded fluid (represented by its Faxén operators), and (ii) the domain of the confinement (represented by its Stokesian multipoles). Specifically, by using a reflection method, and assuming linear and reciprocal boundary conditions [45], we provide the expression for the velocity field, the forces, torques and higher-order moments acting on the body in terms of: (i) the volume moments of the body in the unbounded ambient flow; (ii) the multipoles in the domain of the confinement; (iii) the collection of all the volumetric moments on the body immersed in all the regular parts of the multipoles considered as ambient flows. A detailed convergence analysis of the reflection method is developed. In the light of practical applications, we estimate the truncation error committed by considering only the lower order moments (thus truncating the matrices) and the errors associated with the approximated expressions available in the literature for force and torques. Finally, we apply the theoretical results to the archetypal hydrodynamic system of a sphere with Navier-slip boundary conditions near a plane wall with no-slip boundary conditions, to determine forces and torques on a translating sphere and rotating as a function of the slip length and of the distance of the sphere from the plane.

I. INTRODUCTION

The behavior of particles immersed in a viscous fluid in the low-Reynolds number regime is inevitably affected by hydrodynamic interactions with other nearby bodies, such as other particles, fluid interfaces and solid walls confining the fluid. These interactions, that are the origin of fundamental phenomena, as the enhanced resistance on bodies [25], the intrinsic convection of suspensions [1], the Segre-Silberberg effect [46], to quote just few of them, become significant whenever the characteristic particle length ℓ_b is comparable with the characteristic separation distance ℓ_d from the nearest boundary. Therefore, the accurate description of fluid-particle interactions is of paramount relevance in several areas of microfluidics, such as separation devices [8, 29, 49], capillary transport [20, 41, 52], dynamics of micro-swimmers [35] and active particles [37], etc., where, by definition, the micrometric

* massimiliano.giona@uniroma1.it

(or even sub-micrometric) characteristic dimension of the fluid domain may be of the same order of magnitude of the particle size.

Microfluidics is typically characterized by low Reynolds numbers (apart from the specific applications referred to as *inertial microfluidics* [16, 54]) so that, in most of the cases, the fluid can be considered in the Stokes regime and, when the inertia of the fluid becomes significant ($Re \sim 1$) but not too large, it can be treated by perturbative methods with respect to the Stokes-flow solution [13, 26]. Although hydrodynamic problems related to particles in confined fluids can be approached by means of typical numerical methods for solving the Stokes equation (such as Finite Elements Method [14, 53] and Boundary Integral Method [42]), a deeper mathematical understanding of fluid-particle interactions can be beneficial in order to overcome, by means of explicit analytical solutions, the limits and shortcomings of the numerical approaches, to improve the current numerical methods (such as Stokesian Dynamics [4]) and develop new ones, and to explain and predict the non-intuitive flow and transport phenomena that may occur at the microscale.

One of the main difficulties in the analytical approaches to multibody systems is the intrinsic geometric complexity induced by the presence of bodies and surfaces of different shapes where to impose the boundary conditions. This difficulty holds even when dealing with the most regular bodies (such as spheres or ellipsoids) and the simplest confinement geometries (for example planar or cylindrical walls), since the union of many bodies, in most of the cases, breaks down the original symmetries making impossible to find a coordinate system which permit to express simultaneously all the boundary conditions in a simple mathematical way. This is the reason why the only exact solutions available in the literature regard axialsymmetric systems (where the symmetry is defined with respect to a suitable orthogonal system of curvilinear coordinates) thus enabling to define a stream function. This is the case of the resistance of a rigid sphere close to a plane considering either no-slip [5, 15, 31, 39] or Navier-slip boundary conditions [21], and of the resistance of a sphere at the center of a cylindrical channel, translating parallelly to the symmetry axis assuming no-slip boundary conditions [22]. Whereas, for the majority of the confined systems considered in the literature, approximate analytical solutions have been obtained under the assumption of asymptotic approximations, by using mainly a lubrication method for short range ($\ell_d \ll \ell_b$), and a reflection method for long range interactions ($\ell_d \gg \ell_b$). In some cases, such as that of the resistance of two rigid moving spheres with no-slip boundary conditions [32], the solution

has been approximated by matching the asymptotic solutions.

In the case of short range interactions, many specific solutions are available in the literature, such as the resistance on a sphere near a plane by considering both no-slip [12, 18] and Navier-slip [27] boundary conditions, and a general lubrication theory, regardless of the shape of the surfaces in close contact, has been developed by [10] assuming no-slip boundary conditions.

On the other hand, in the case of long range interactions, the reflection method (in its multifaceted variations [23]) is commonly employed to obtain the leading-order terms for the series expansion in powers of ℓ_b/ℓ_d of the particle transport parameters, such as resistance, mobility, diffusivity. The reflection method, developed by [47] [see 23, p. 236] in order to match the boundary conditions of Stokes flows on a system of n spheres, consists in expressing the total flow (i. e. the solution of the Stokes equations with boundary conditions assigned simultaneously on each sphere) as a series of an infinite number of flows satisfying Stokes equations with boundary conditions assigned separately on each body considered in a unbounded domain. For example, a simple version of this method, to obtain the exact flow in the case of two moving spheres, can be summarized as follows: the first term of the series is the flow due to the motion of the first sphere considered in the unbounded fluid, which generates in turn a flow on the domain occupied by the second sphere; the second term of the series corrects the flow on the surface of the second sphere generating a flow on the domain of the first sphere and so on. And a similar ping-pong correction at the boundaries of the two spheres proceeds iteratively. Although the Stokes equations and the boundary conditions of the global problem are formally satisfied, this procedure is affected by two main limitations: (i) it is not easy to obtain analytical expressions for the solutions of the infinite system of Stokes problems involved even for the simplest geometries, (ii) the convergence of the series can be ensured only for some specific problems, and it is still an open question in the general case.

For example, as regards the second limitation, convergence has been proved heuristically for two equal spheres moving with the same velocity for all the separation distances [23, p. 259], but in the case of three equally separated spheres it has been shown that the reflection method does not converge if the distance between the centers of the spheres is smaller than 2.16 times the radius of the spheres [30]. In fact, as shown by [28], if particle velocities are imposed by Dirichlet boundary conditions, the method converges only for diluted systems

enclosed in an finite volume; whereas, as proved by [36] using a variational method, in the case of suspensions with n particles enclosed in a finite volume, the convergence of the reflection method is ensured regardless of the particles concentration, if particle velocities are not assigned, i.e. if they move under the action of an external force as in the case of sedimentation phenomena.

Therefore, given that the convergence is ensured only for $\ell_d \gg \ell_b$ and that the exact evaluation of the terms in the series is feasible only for the first ones, i.e. the first corrections to the unbounded approximation, reflection methods are widely employed to model very long range interactions between particles. The main fields of application are in the analysis of suspensions, indirectly applied in Stokesian dynamics [4, 17] under the form of inverting the particle-particle interaction mobility matrix [30], and in the analysis of confined systems, mainly considering the interaction between a single particle with the walls of the confinement, such as a sphere or a spheroid near planar [38, 50, 51] or cylindrical [19, 24, 48] walls.

However, the convergence of the method even for touching body, such as in the case of two translating spheres or in the case of the Luke's suspensions, and the relative small breakdown gap ($\sim 0.16 \ell_b$), computed by [30] for three translating spheres, suggest that, if all the terms of the series were exactly evaluated, reflection method should be a valid approach to provide exact solutions not only in the asymptotic limit $\ell_d \gg \ell_b$, but also in a closer region $\ell_d \sim \ell_b$, albeit external to the lubrication range $\ell_d \ll \ell_b$. A general theory, furnishing the reflection solution regardless of the geometry of the bodies involved, has been developed by [6, 7] and [11] for obtaining the resistance on an arbitrary body immersed in an arbitrarily confined Stokesian fluid, that can be also regarded as confined by a second fixed body. In [6, 7] it is provided the first order correction with respect to the unbounded approximation of the hydrodynamics resistance (force and torque) on a body rigidly moving (translating and rotating) in terms of the resistance matrix of the body in the unbounded fluid and the Stokes's Green function of the domain of the confined fluid without the body inclusion; while in [11] a formal expression for the resistance in the large-distance limit is derived, considering also an arbitrary ambient flow, in terms of unspecified tensors depending separately on the geometry of the body and on the geometry of the confinement. The formal approach by [11] is not easily amenable to a simple practical implementation as regards the higher-order terms in the expansion, and for this reason it has remained as a beautiful formal development disjoint from practical implementation in confined flows.

In this work we develop a novel approach, amenable to practical implementation, in the theory of the hydrodynamic interactions between a body in a confined fluid and the confinement walls, by providing exact reflection solutions for the fluid flow in the system and for the grand-resistance matrix on the body (force, torque and higher moments). We express the global solution in terms of well defined tensors depending separately on the geometry of the body and on the geometry of the confinement: moments on the body in the unbounded fluid (or the Faxén operators of the body), and multipoles of the domain of the confinement (hence derivatives of the confinement Green function). Unlike the tensors appearing in the expressions for the resistance on the body provided by [11], these tensors, when not yet available in the literature, can be directly evaluated by classical analytical or numerical methods in all the practical cases of interest. Furthermore, we consider boundary conditions on the body more general than the no-slip case, requiring only that these boundary conditions satisfy the principle of Boundary Condition (BC) reciprocity as defined in [45]. For instance, Navier-slip, and many other fluid-fluid boundary conditions of common hydrodynamic practice fall in this class.

To this aim, we enforce the bitensorial formulation [40] of the Stokes singularities developed by [44] in dealing with the entries of the two-point dependent tensorial field (in hydrodynamics these fields depend simultaneously on the position of fluid element and on the position of the body in the confinement). Furthermore, we make use of the results derived in [45] in order to express the hydrodynamics of a body with arbitrary boundary conditions (requiring solely BC-reciprocity) in ambient flows generated by the walls of the confinement, which turn out to be highly non-trivial flows even in the simplest case of translation motion.

The article is organized as follows. Section II, states the problem and provides the definition of the two simpler sub-problems, the solution of which permits to obtain the analytic expression for the global confined hydrodynamics: (i) the Faxén operators of the body and (ii) the multipoles in the domain of the confinement. In Sections III, we derive the exact expression for the terms entering in the reflection expansion, showing that they can be expressed as the product of suitable tensorial quantities depending on the volume moments on the body immersed in the ambient flows associated with the regular parts of the bounded multipoles. In Section IV we introduce a generalized matrix notation for tensorial systems more compact than the componentwise representation in terms of the entries of each individual tensor, and we obtain a simple expression for the global velocity field. Moreover,

by using the properties of infinite matrices [9], we show in Appendix A that the convergence of the method is ensured for $\ell_d \gtrsim 2.65 \ell_b$. This does not mean that the series expansion could not converge under more general conditions, although it is reasonable to hypothesize that there exist a constant $\Gamma = O(1) > 0$, depending on the geometry of the problem, such that the reflection solution converges for $\ell_d > \Gamma \ell_b$. In Section V, we provide the exact reflection formulae for force, torque and higher order moments on the body. The estimate of the error resulting in truncating the exact solutions by considering only lower order multi-pole (or Faxén operators) is addressed in Section VI. We also analyze the truncation error made in classical literature works in the field, specifically in [6, 7] and in [50, 51], and we extend these approximate approaches to more general hydrodynamic problems than those for which they were originally developed. Finally, in Section VII we compare and contrast the reflection solution obtained with the present theory (using Faxén operators and bounded multi-pole available in the literature), approximated to the order $O((\ell_b/\ell_d)^5)$, with the exact solution of a sphere translating and rotating near a planar wall, and we provide the expressions for forces and torques considering the more general situation of Navier-slip boundary conditions assumed at the surface of the body.

II. STATEMENT OF THE PROBLEM

Consider a rigid body immersed in a Newtonian fluid with viscosity μ at vanishing Reynolds number. Let $V_b \subset \mathbb{R}^3$ be the domain representing the space occupied by the body, S_b the boundary of the body and V_f the fluid domain, bounded by the surface $S_b \cup S_w \cup S_\infty$, where S_w is the surface bounding externally the fluid and considered in the proximity of the body, and S_∞ the boundary at infinity, i.e. any surface considered infinitely far from the body. See the schematic representation of the system geometry in Figure 1.

An *ambient flow* $(\mathbf{u}(\mathbf{x}), \boldsymbol{\pi}(\mathbf{x}))$ is any flow, regular at the surface of the body S_b , and satisfying the Stokes equations with no-slip boundary conditions on the surface of the walls S_w . The Stokes equations for the ambient flow read

$$\begin{cases} -\nabla \cdot \boldsymbol{\pi}(\mathbf{x}) = \mu \Delta \mathbf{u}(\mathbf{x}) - \nabla p(\mathbf{x}) = 0 \\ \nabla \cdot \mathbf{u}(\mathbf{x}) = 0 & \mathbf{x} \in V_f \cup V_b \\ \mathbf{u}(\mathbf{x}) = 0 & \mathbf{x} \in S_w \end{cases} \quad (1)$$

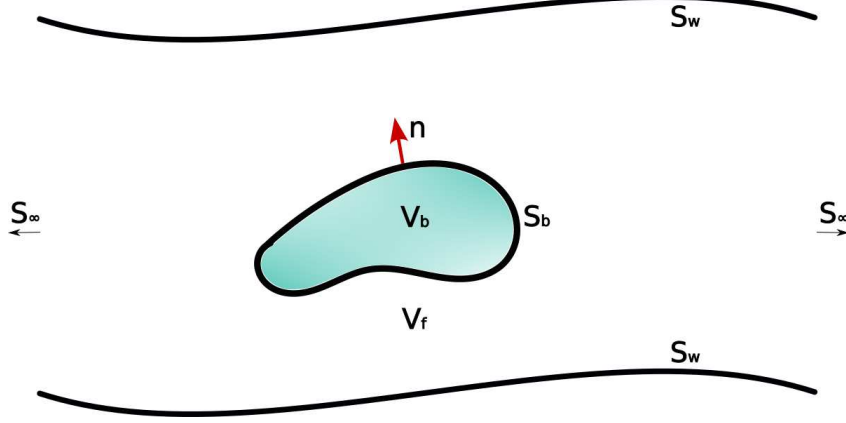


FIG. 1. Schematic representation of geometry of the system.

where $\mathbf{u}(\mathbf{x})$ represents the velocity field, $p(\mathbf{x})$ the pressure field and

$$\boldsymbol{\pi}(\mathbf{x}) = p(\mathbf{x})\mathbf{I} - \mu(\nabla\mathbf{u}(\mathbf{x}) + \nabla\mathbf{u}(\mathbf{x})^t)$$

is the stress tensor. In eq. (1) \mathbf{I} represents the identity matrix and the superscript “ t ” denotes the transposition operation for a matrix.

Assuming linear homogeneous boundary conditions expressed by a generic linear operator $\mathcal{L}[\cdot]$ acting on the velocity at the surface of the body (this implies that $\mathcal{L}[\cdot]$ at the point $\mathbf{x} \in S_b$ may depend not only on the velocity $\mathbf{v}(\mathbf{x})$ but also on its derivatives at that point), and no-slip boundary conditions at the surface of the confinement, the total flow (or *disturbed flow*) in the system $(\mathbf{v}(\mathbf{x}), \boldsymbol{\sigma}(\mathbf{x}))$ is

$$\begin{cases} -\nabla \cdot \boldsymbol{\sigma}(\mathbf{x}) = \mu\Delta\mathbf{v}(\mathbf{x}) - \nabla s(\mathbf{x}) = 0 \\ \nabla \cdot \mathbf{v}(\mathbf{x}) = 0 & \mathbf{x} \in V_f \\ \mathcal{L}[\mathbf{v}(\mathbf{x})] = 0 & \mathbf{x} \in S_b \\ \mathbf{v}(\mathbf{x}) = 0 & \mathbf{x} \in S_w \end{cases} \quad (2)$$

with the obvious meaning for $\mathbf{v}(\mathbf{x})$, $s(\mathbf{x})$, and $\boldsymbol{\sigma}(\mathbf{x})$, representing velocity, pressure and stress tensor fields of the total flow, respectively.

Henceforth, we require that the boundary conditions expressed by the linear operator $\mathcal{L}[\cdot]$, satisfy the following condition at the surface of the body: for any couple of flows $(\mathbf{v}'(\mathbf{x}), \boldsymbol{\sigma}'(\mathbf{x}))$ and $(\mathbf{v}''(\mathbf{x}), \boldsymbol{\sigma}''(\mathbf{x}))$ solution of eq. (2), the following identity holds

$$\int_{S_b} (\mathbf{v}'(\mathbf{x}) \cdot \boldsymbol{\sigma}''(\mathbf{x}) - \mathbf{v}(\mathbf{x}) \cdot \boldsymbol{\sigma}'(\mathbf{x})) \cdot \mathbf{n}(\mathbf{x}) dS = 0 \quad (3)$$

where $\mathbf{n}(\mathbf{x})$ is the unitary normal vector outwardly oriented with respect to the body as shown in Figure 1. This condition has been introduced and thoroughly discussed in [45] in connection to the concept of the Hinch-Kim dualism, and it is referred to as the condition of *BC-reciprocity*. Boundary conditions satisfying eq. (3), are therefore called *reciprocal boundary conditions*. As it will become clear in the remainder, the assumption of BC-reciprocity, coupled with the linearity of the boundary conditions expressed by the operator \mathcal{L} , are the necessary prerequisites in the development of the present theory. Linear reciprocal boundary conditions are, for example, no-slip $\mathbf{v}(\mathbf{x}) = 0$, complete slip $\boldsymbol{\sigma}(\mathbf{x}) = 0$ and Navier-slip boundary conditions

$$\mathbf{v}(\mathbf{x}) + \frac{\lambda}{\mu} \mathbf{n}(\mathbf{x}) \cdot \boldsymbol{\sigma}(\mathbf{x}) \cdot \mathbf{t}(\mathbf{x}) = 0 \quad (4)$$

λ being the slip length and $\mathbf{t}(\mathbf{x})$ unitary base vectors tangents to the surface of the body. Whereas, for example, boundary conditions representing the interaction of the Stokes fluid with a non-Newtonian fluid are not reciprocal because the reciprocity theorem does not hold in the body domain.

In the next paragraph, the solution of the problem eq. (2) is expressed in terms of the hydrodynamic solutions of two simpler problems: (i) the Green function of the Stokes equations in the domain of the confinement $V_f \cup V_b$ and (ii) the geometrical moments of the body in the unbounded fluid. See the schematic representation in Figure 2. For this reason, it is useful to define these solutions, discuss briefly their formal properties, introducing and clarifying in this way the notation that we use throughout this article.

A. Green function of the confinement

As discussed in [44], the Green function in the confined domain $V_f \cup V_b$ is a bitensorial field, hence a field depending on two points (called *field* and *source points*) with entries at both points expressed, in principle, in different coordinate systems.

The Green function $G_{a\alpha}(\mathbf{x}, \boldsymbol{\xi})$ of the confined flow is the solution of the equations

$$\begin{cases} -\nabla_b \Sigma_{ab\alpha}(\mathbf{x}, \boldsymbol{\xi}) = \mu \Delta G_{a\alpha}(\mathbf{x}, \boldsymbol{\xi}) - \nabla_a P_\alpha(\mathbf{x}, \boldsymbol{\xi}) = -8\pi \delta_{a\alpha} \delta(\mathbf{x} - \boldsymbol{\xi}) \\ \nabla_a G_{a\alpha}(\mathbf{x}, \boldsymbol{\xi}) = 0 & \mathbf{x}, \boldsymbol{\xi} \in V_f \cup V_b \\ G_{a\alpha}(\mathbf{x}, \boldsymbol{\xi}) = 0 & \mathbf{x} \in S_w \cup S_\infty \end{cases} \quad (5)$$

where $G_{a\alpha}(\mathbf{x}, \boldsymbol{\xi})$, $P_\alpha(\mathbf{x}, \boldsymbol{\xi})$, $\Sigma_{ab\alpha}(\mathbf{x}, \boldsymbol{\xi})$ are the associated velocity, pressure and stress tensor field. In eqs. (5) and in the remainder, the notation of the bitensor calculus is applied: i) Latin letters $a, b, \dots = 1, 2, 3$ are used for indexes referred to the entries of the tensorial entities at the field point \mathbf{x} , Greek letters $\alpha, \beta, \dots = 1, 2, 3$ for indexes referred to the entries of the tensorial entities at the source points (i.e. the poles of the singularity) $\boldsymbol{\xi}$, and ii) the Einstein's summation convention is adopted, iii) ∇_a , with the Latin index, is the gradient with respect to the field point \mathbf{x} , while ∇_α , with the Greek index, is the gradient with respect to the source point $\boldsymbol{\xi}$.

It is useful to define also the *regular part of the Green function* ($W_{a\alpha}(\mathbf{x}, \boldsymbol{\xi}), Q_\alpha(\mathbf{x}, \boldsymbol{\xi})$) as the bitensorial fields solving the problem

$$\begin{cases} -\nabla_b T_{ab\alpha}(\mathbf{x}, \boldsymbol{\xi}) = \mu \Delta W_{a\alpha}(\mathbf{x}, \boldsymbol{\xi}) - \nabla_a Q_\alpha(\mathbf{x}, \boldsymbol{\xi}) = 0 \\ \nabla_a W_{a\alpha}(\mathbf{x}, \boldsymbol{\xi}) = 0 & \mathbf{x}, \boldsymbol{\xi} \in V_f \cup V_b \\ W_{a\alpha}(\mathbf{x}, \boldsymbol{\xi}) = -S_{a\alpha}(\mathbf{x} - \boldsymbol{\xi}) & \mathbf{x} \in S_w \cup S_\infty \end{cases} \quad (6)$$

where $S_{a\alpha}(\mathbf{x} - \boldsymbol{\xi})$ is the *Stokeslet* [33, 42], i.e. the bitensorial velocity field of the unbounded Green function

$$S_{a\alpha}(\mathbf{x} - \boldsymbol{\xi}) = \frac{\delta_{a\alpha}}{|\mathbf{x} - \boldsymbol{\xi}|} + \frac{(\mathbf{x} - \boldsymbol{\xi})_a (\mathbf{x} - \boldsymbol{\xi})_\alpha}{|\mathbf{x} - \boldsymbol{\xi}|^3} \quad (7)$$

Therefore, the bounded Green function can be written as the superposition of a regular field $W_{a\alpha}(\mathbf{x}, \boldsymbol{\xi})$ and a singular contribution given by the Stokeslet

$$G_{a\alpha}(\mathbf{x}, \boldsymbol{\xi}) = S_{a\alpha}(\mathbf{x} - \boldsymbol{\xi}) + W_{a\alpha}(\mathbf{x}, \boldsymbol{\xi}) \quad (8)$$

By differentiating eq. (8) at the pole, higher order singularities in the domain $V_b \cup V_f$ are obtained. For example, the n -th order multipole, with $n = 1, 2, \dots$, is obtained by

$$\nabla_{\boldsymbol{\alpha}_n} G_{a\alpha}(\mathbf{x}, \boldsymbol{\xi}) = \nabla_{\boldsymbol{\alpha}_n} S_{a\alpha}(\mathbf{x} - \boldsymbol{\xi}) + \nabla_{\boldsymbol{\alpha}_n} W_{a\alpha}(\mathbf{x}, \boldsymbol{\xi}) \quad (9)$$

where bold index $\boldsymbol{\alpha}_n = \alpha_1 \dots \alpha_n$ denotes a multi-index and $\nabla_{\boldsymbol{\alpha}_n} = \nabla_{\alpha_1} \dots \nabla_{\alpha_n}$ is a compact notation for n -th order differentiation.

B. Moments on the body and Faxén operators

Let us briefly define the n -th order moments, the (m, n) -th order geometrical moments and the n -th order Faxén operators of a body, addressed in more detail in [45].

Consider the same body immersed in an ambient flow $(\mathbf{u}(\mathbf{x}), \boldsymbol{\pi}(\mathbf{x}))$ in the unbounded domain. The *disturbance flow* $(\mathbf{w}(\mathbf{x}), \boldsymbol{\tau}(\mathbf{x}))$ generated by the body immersed in the ambient flow is solution of

$$\begin{cases} -\nabla \cdot \boldsymbol{\tau}(\mathbf{x}) = \mu \Delta \mathbf{w}(\mathbf{x}) - \nabla q(\mathbf{x}) = 0 \\ \nabla \cdot \mathbf{w}(\mathbf{x}) = 0 & \mathbf{x} \in V_f \\ \mathcal{L}[\mathbf{w}(\mathbf{x})] = -\mathcal{L}[\mathbf{u}(\mathbf{x})] & \mathbf{x} \in S_b \\ \mathbf{w}(\mathbf{x}) = 0 & \mathbf{x} \rightarrow \infty \end{cases} \quad (10)$$

where $\mathbf{w}(\mathbf{x})$, $q(\mathbf{x})$, $\boldsymbol{\tau}(\mathbf{x})$ are the associated disturbance velocity, pressure and stress tensor fields accounting for the hydrodynamics at the surface of the rigid body due to the interaction with the ambient flow $\mathbf{u}(\mathbf{x})$ with S_b .

To begin with, consider the entries $\psi_a(\mathbf{x})$ of any force field distribution, with compact support belonging to V_b , such that

$$\frac{1}{8\pi\mu} \int_{V_b} \psi_\alpha(\boldsymbol{\xi}) S_{a\alpha}(\mathbf{x} - \boldsymbol{\xi}) dV(\boldsymbol{\xi}) = w_a(\mathbf{x}) \quad \mathbf{x} \in S_b \quad (11)$$

Next, the n -th order moments on the body immersed in a generic ambient flow $\mathbf{u}(\mathbf{x})$, generating a disturbance field at the surface of the body $\mathbf{w}(\mathbf{x})$, are defined as

$$M_{\alpha\alpha_n}(\boldsymbol{\xi}) = \int_{V_b} (\mathbf{x} - \boldsymbol{\xi})_{\alpha_n} \psi_\alpha(\mathbf{x}) dV(\mathbf{x}) \quad \boldsymbol{\xi} \in V_b \quad (12)$$

where $(\mathbf{x} - \boldsymbol{\xi})_\alpha = g_{\alpha a}(\boldsymbol{\xi}, \mathbf{x})(\mathbf{x} - \boldsymbol{\xi})_a$ and $\psi_\alpha(\mathbf{x}) = g_{\alpha a}(\boldsymbol{\xi}, \mathbf{x})\psi_a(\mathbf{x})$, $g_{\alpha a}(\boldsymbol{\xi}, \mathbf{x})$ being the parallel propagator [40], i.e. the bitensor transforming the entries of a vector at the point \mathbf{x} into the entries at the point $\boldsymbol{\xi}$. In the case of eq. (11), where we are integrating on a flat space, the parallel propagator $g_{\alpha a}(\boldsymbol{\xi}, \mathbf{x})$ reduces simply to the transformation matrix between the coordinate systems [44].

Consider an n -th order polynomial ambient flow $\mathbf{u}^{(n)}(\mathbf{x}, \boldsymbol{\xi}')$, centered at a point $\boldsymbol{\xi}' \in V_b$ within the domain of the body, with entries

$$u_a(\mathbf{x}) = A_{a\mathbf{a}_n}(\mathbf{x} - \boldsymbol{\xi}')_{\mathbf{a}_n}, \quad \boldsymbol{\xi}' \in V_b$$

($A_{a\mathbf{a}_n}$ being a $(n+1)$ -dimensional constant tensor) and its associated disturbance field $w_a^{(n)}(\mathbf{x}, \boldsymbol{\xi}')$, obtained from eq. (12) by a force field distribution $\boldsymbol{\psi}^{(n)}(\boldsymbol{\xi}, \boldsymbol{\xi}')$. According to the definition eq. (12), the m -th order moments on the body immersed in the n -th order ambient flow can be expressed as

$$M_{\alpha\alpha_m}^{(n)}(\boldsymbol{\xi}, \boldsymbol{\xi}') = \int (\mathbf{x} - \boldsymbol{\xi})_{\alpha_m} \psi_\alpha^{(n)}(\mathbf{x}, \boldsymbol{\xi}') dV(\mathbf{x}) \quad \boldsymbol{\xi}, \boldsymbol{\xi}' \in V_b \quad (13)$$

By the linearity of the Stokes equations with respect to the constant tensor $A_{\alpha\alpha_n}$ we can define the (m, n) -th order geometrical moments $m_{\alpha\alpha_m\beta'\beta'_n}(\boldsymbol{\xi}, \boldsymbol{\xi}')$ by the relation

$$M_{\alpha\alpha_m}^{(n)}(\boldsymbol{\xi}, \boldsymbol{\xi}') = 8\pi\mu A_{\alpha\alpha_n} m_{\alpha\alpha_m\beta'\beta'_n}(\boldsymbol{\xi}, \boldsymbol{\xi}') \quad (14)$$

where the multi-index $\beta'\beta'_n$ is referred to the entries of the field at the point $\boldsymbol{\xi}'$.

Based on the hierarchy of the geometrical moments, the operator

$$\mathcal{F}_{\alpha\beta'\beta'_n} = \sum_{m=0}^{\infty} \frac{m_{\alpha\alpha_m\beta'\beta'_n}(\boldsymbol{\xi}, \boldsymbol{\xi}') \nabla_{\alpha_m}}{m!} \quad (15)$$

can be introduced. As shown in [45], if BC-reciprocity holds, $\mathcal{F}_{\alpha\beta'\beta'_n}$ represents the n -th order Faxén operator of the body. Assuming that the operator $\mathcal{L}[\boldsymbol{v}(\boldsymbol{x})]$ in the total Stokes system eq. (2) belongs to the class of linear homogeneous reciprocal boundary conditions satisfying eq. (3), the following relations for the body in the unbounded domain hold [44]

$$M_{\alpha\alpha_n}(\boldsymbol{\xi}) = 8\pi\mu \mathcal{F}_{\beta'\alpha\alpha_n} u_{\beta'}(\boldsymbol{\xi}') \quad (16)$$

and

$$w_a(\boldsymbol{x}) = \sum_{n=0}^{\infty} \frac{\nabla_{\beta'_n} u_{\beta'}(\boldsymbol{\xi}')}{n!} \mathcal{F}_{\alpha\beta'\beta'_n} S_{a\alpha}(\boldsymbol{x} - \boldsymbol{\xi}) \quad (17)$$

Furthermore, owing to the property that $\mathcal{F}_{\alpha\beta'\beta'_n}$ is a Faxén operator, the disturbance field can be expressed by

$$\begin{aligned} w_a(\boldsymbol{x}) &= \sum_{m=0}^{\infty} \frac{\mathcal{F}_{\beta'\alpha\alpha_m} u_{\beta'}(\boldsymbol{\xi}')}{m!} \nabla_{\alpha_m} S_{a\alpha}(\boldsymbol{x} - \boldsymbol{\xi}) \\ &= \frac{1}{8\pi\mu} \sum_{m=0}^{\infty} \frac{M_{\alpha\alpha_m}(\boldsymbol{\xi})}{m!} \nabla_{\alpha_m} S_{a\alpha}(\boldsymbol{x} - \boldsymbol{\xi}) \end{aligned} \quad (18)$$

Finally, it is useful in the remainder to remark that the force exerted by the fluid on the body is $F_{\alpha} = -M_{\alpha}(\boldsymbol{\xi})$, thus, by eq. (16)

$$F_{\alpha} = -8\pi\mu \mathcal{F}_{\beta\alpha} u_{\beta}(\boldsymbol{\xi}) \quad (19)$$

while the torque $T_{\alpha} = \varepsilon_{\alpha\beta\beta_1} M_{\beta\beta_1}(\boldsymbol{\xi})$, is given by

$$T_{\alpha} = 8\pi\mu \mathcal{T}_{\beta\alpha} u_{\beta}(\boldsymbol{\xi}) \quad (20)$$

where $\mathcal{T}_{\gamma\alpha} = \varepsilon_{\alpha\beta\beta_1} \mathcal{F}_{\gamma\beta\beta_1}$ and $\varepsilon_{\alpha\beta\beta_1}$ the Ricci-Levi-Civita symbol.

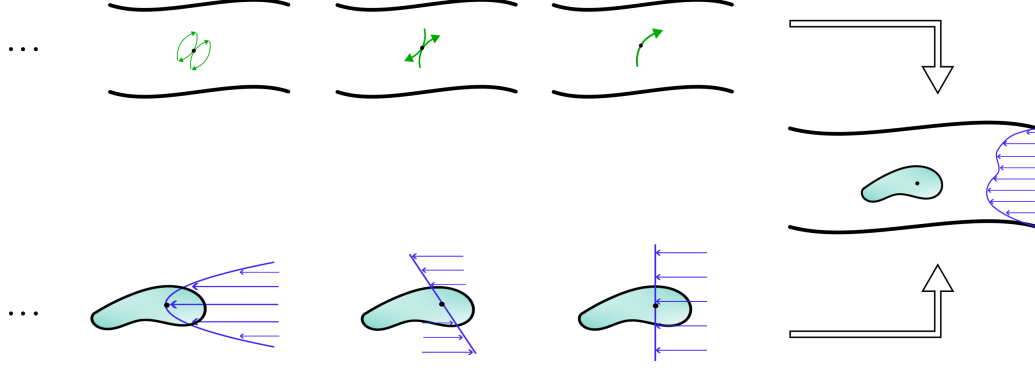


FIG. 2. Schematic representation of the decomposition of the main problem (a body in a confined fluid with an ambient flow) in problems separately related to the geometry of the confinement and of the particle: (i) multipoles of the confinement (at the top) centered at the position point (e.g. the barycentric coordinate) in the volume the body, (ii) flows around the body in n -th order ambient flows centered at the position of the body provided by the Faxén operators (at the bottom). Green arrows (upper figures) represent concentrated forces while blue arrows (lower figures) velocity fields. The black dot is the position point of the body.

III. THE FLOW DUE TO A BODY IN A CONFINED FLUID

A. The reflection method

Consider the problem defined by eq. (2) providing the total flow in the system in the case of no-slip conditions both on the body surface and on the confinement walls, thus considering the identity matrix as operator $\mathcal{L}[\cdot] = I$. Owing to the linearity of the equations and of the boundary conditions, we can apply the reflection method [see 23] to express the solution $(v_a(\mathbf{x}), \sigma_{ab}(\mathbf{x}))$ as the superposition of a countable system of fields $(v_a^{[k]}(\mathbf{x}), \sigma_{ab}^{[k]}(\mathbf{x}))$, with $k = 0, 1, 2, \dots$,

$$v_a(\mathbf{x}) = v_a^{[0]}(\mathbf{x}) + v_a^{[1]}(\mathbf{x}) + \dots + v_a^{[k]}(\mathbf{x}) + \dots \quad (21)$$

$$\sigma_{ab}(\mathbf{x}) = \sigma_{ab}^{[0]}(\mathbf{x}) + \sigma_{ab}^{[1]}(\mathbf{x}) + \dots + \sigma_{ab}^{[k]}(\mathbf{x}) + \dots$$

where

$$\sigma_{ab}^{[k]}(\mathbf{x}) = s^{[k]}(\mathbf{x})\delta_{ab} - \mu(\nabla_a v_b^{[k]}(\mathbf{x}) + \nabla_b v_a^{[k]}(\mathbf{x})) \quad (22)$$

$s^{[k]}(\mathbf{x})$ being the associated pressure, each of which is the solution of the Stokes equations equipped with the following system of boundary conditions

$$v_a^{[2k+1]}(\mathbf{x}) = -v_a^{[2k]}(\mathbf{x}), \quad \mathbf{x} \in S_b \quad (23)$$

$$v_a^{[2k+2]}(\mathbf{x}) = -v_a^{[2k+1]}(\mathbf{x}), \quad \mathbf{x} \in S_w$$

For $k = 0$

$$v_a^{[0]}(\mathbf{x}) = u_a(\mathbf{x}), \quad \mathbf{x} \in V_b \cup V_f \quad (24)$$

Hence, as can be observed from eqs. (23), for odd k the condition involves the boundary of the body, for even k the walls of the confinement.

B. The velocity fields $\mathbf{v}^{[1]}$ and $\mathbf{v}^{[2]}$

Let us start by expressing the first velocity fields $v_a^{[1]}(\mathbf{x})$ and $v_a^{[2]}(\mathbf{x})$ in terms of the Green function of the confinement and the Faxén operator of the body that are supposed to be given.

Comparing eqs. (23) with eqs. (10) it is easy to recognize that $\mathbf{v}^{[1]}(\mathbf{x})$ is the disturbance field of the ambient field $\mathbf{u}(\mathbf{x})$. Therefore, by using eq. (17), it is possible to explicit the velocity field with $k = 1$ as

$$v_a^{[1]}(\mathbf{x}) = \sum_{n=0}^{\infty} \frac{\nabla_{\beta_n} u_{\beta}(\boldsymbol{\xi})}{n!} \mathcal{F}_{\alpha\beta\beta_n} S_{a\alpha}(\mathbf{x} - \boldsymbol{\xi}) \quad (25)$$

Alternatively, from eq. (18), the first velocity field can be expressed as

$$v_a^{[1]}(\mathbf{x}) = \frac{1}{8\pi\mu} \sum_{m=0}^{\infty} \frac{M_{\alpha\alpha_m}(\boldsymbol{\xi})}{m!} \nabla_{\alpha_m} S_{a\alpha}(\mathbf{x} - \boldsymbol{\xi}) \quad (26)$$

Since, by linearity, any $\mathbf{v}^{[k]}(\mathbf{x})$ is solution of the Stokes equations, equipped with the boundary conditions eq. (23), the flow with $k = 2$ is the solution of the problem

$$\begin{cases} \mu \Delta v_a^{[2]}(\mathbf{x}) - \nabla_a s^{[2]}(\mathbf{x}) = 0 \\ \nabla_a v_a^{[2]}(\mathbf{x}) = 0 & \mathbf{x} \in V_b \cup V_f \\ v_a^{[2]}(\mathbf{x}) = -v_a^{[1]}(\mathbf{x}) & \mathbf{x} \in S_w \end{cases} \quad (27)$$

By applying the operator

$$\sum_{n=0}^{\infty} \frac{\nabla_{\beta_n} u_{\beta}(\xi)}{n!} \mathcal{F}_{\alpha\beta\beta_n}$$

at a source point $\xi \in V_b$ of the regular part of the Green function defined by the eq. (6), and comparing the resulting problem with eq. (27), it is easy to conclude, by the uniqueness of the solution of Stokes equations, that

$$v_a^{[2]}(\mathbf{x}) = \sum_{n=0}^{\infty} \frac{\nabla_{\beta_n} u_{\beta}(\xi)}{n!} \mathcal{F}_{\alpha\beta\beta_n} W_{a\alpha}(\mathbf{x}, \xi) \quad (28)$$

or, alternatively, by applying the operator

$$\frac{1}{8\pi\mu} \sum_{m=0}^{\infty} \frac{M_{\alpha\alpha_m}(\xi)}{m!} \nabla_{\alpha_m}$$

we obtain the representation

$$v_a^{[2]}(\mathbf{x}) = \frac{1}{8\pi\mu} \sum_{m=0}^{\infty} \frac{M_{\alpha\alpha_m}(\xi)}{m!} \nabla_{\alpha_m} W_{a\alpha}(\mathbf{x}, \xi) \quad (29)$$

and thus

$$\begin{aligned} v_a^{[1]}(\mathbf{x}) + v_a^{[2]}(\mathbf{x}) &= \sum_{n=0}^{\infty} \frac{\nabla_{\beta_n} u_{\beta}(\xi)}{n!} \mathcal{F}_{\alpha\beta\beta_n} G_{a\alpha}(\mathbf{x}, \xi) \\ &= \frac{1}{8\pi\mu} \sum_{m=0}^{\infty} \frac{M_{\alpha\alpha_m}(\xi)}{m!} \nabla_{\alpha_m} G_{a\alpha}(\mathbf{x}, \xi) \end{aligned} \quad (30)$$

C. The velocity fields $\mathbf{v}^{[3]}$ and $\mathbf{v}^{[4]}$

From the boundary conditions eq. (23), the velocity field for $k = 3$ is the disturbance field of $v_a^{[2]}(\mathbf{x})$ and therefore, by eq. (17)

$$v_a^{[3]}(\mathbf{x}) = \sum_{\ell=0}^{\infty} \frac{\nabla_{\gamma'_{\ell}} v_{\gamma'}^{[2]}(\xi')}{\ell!} \mathcal{F}_{\beta\gamma'\gamma'_{\ell}} S_{a\beta}(\mathbf{x} - \xi) \quad (31)$$

and equivalently to eq. (28)

$$v_a^{[4]}(\mathbf{x}) = \sum_{\ell=0}^{\infty} \frac{\nabla_{\gamma'_{\ell}} v_{\gamma'}^{[2]}(\xi')}{\ell!} \mathcal{F}_{\beta\gamma'\gamma'_{\ell}} W_{a\beta}(\mathbf{x} - \xi) \quad (32)$$

Substituting eq. (29) into eq. (31) one obtains

$$v_a^{[3]}(\mathbf{x}) = \frac{1}{8\pi\mu} \sum_{m=0}^{\infty} \frac{M_{\alpha\alpha_m}(\xi)}{m!} \sum_{\ell=0}^{\infty} \frac{\nabla_{\gamma'_{\ell}} \nabla_{\alpha_m} W_{\gamma'\alpha}(\xi', \xi)}{\ell!} \mathcal{F}_{\beta\gamma'\gamma'_{\ell}} S_{a\beta}(\mathbf{x} - \xi) \quad (33)$$

By the equivalence between the two expressions eq. (17) and eq. (18)

$$\sum_{\ell=0}^{\infty} \frac{\nabla_{\gamma'_\ell} \nabla_{\alpha_m} W_{\gamma'\alpha}(\xi', \xi)}{\ell!} \mathcal{F}_{\beta\gamma'\gamma'_\ell} S_{a\beta}(\mathbf{x} - \xi) = \sum_{n=0}^{\infty} \frac{\mathcal{F}_{\gamma'\beta\beta_n} \nabla_{\alpha_m} W_{\gamma'\alpha}(\xi', \xi)}{n!} \nabla_{\beta_n} S_{a\beta}(\mathbf{x} - \xi) \quad (34)$$

It is useful to introduce the tensor $N_{\alpha\alpha_m\beta\beta_n}(\xi)$ defined as

$$N_{\alpha\alpha_m\beta\beta_n}(\xi) = \mathcal{F}_{\gamma'\beta\beta_n} \nabla_{\alpha_m} W_{\gamma'\alpha}(\xi', \xi) \Big|_{\xi'=\xi} \quad (35)$$

which corresponds to the n -th order moment on the body immersed in an ambient field consisting in the regular part of the m -th derivative of the Green function. The tensor defined in eq. (35) is fundamental for the further development of this analysis because, as shown below, it completely represents the hydrodynamic interaction between the body and the confinement.

Using the identity eq. (34) and the definition eq. (35), eq. (33) can be expressed as

$$v_a^{[3]}(\mathbf{x}) = \frac{1}{8\pi\mu} \sum_{m=0}^{\infty} \frac{M_{\alpha\alpha_m}(\xi)}{m!} \sum_{n=0}^{\infty} \frac{N_{\alpha\alpha_m\beta\beta_n}(\xi)}{n!} \nabla_{\beta_n} S_{a\beta}(\mathbf{x} - \xi) \quad (36)$$

and, enforcing the same argument applied above to obtain eqs. (27)-(29), we have

$$v_a^{[4]}(\mathbf{x}) = \frac{1}{8\pi\mu} \sum_{m=0}^{\infty} \frac{M_{\alpha\alpha_m}(\xi)}{m!} \sum_{n=0}^{\infty} \frac{N_{\alpha\alpha_m\beta\beta_n}(\xi)}{n!} \nabla_{\beta_n} W_{a\beta}(\mathbf{x}, \xi) \quad (37)$$

so that

$$v_a^{[3]}(\mathbf{x}) + v_a^{[4]}(\mathbf{x}) = \frac{1}{8\pi\mu} \sum_{m=0}^{\infty} \frac{M_{\alpha\alpha_m}(\xi)}{m!} \sum_{n=0}^{\infty} \frac{N_{\alpha\alpha_m\beta\beta_n}(\xi)}{n!} \nabla_{\beta_n} G_{a\beta}(\mathbf{x}, \xi) \quad (38)$$

D. The velocity fields $\mathbf{v}^{[5]}$ and $\mathbf{v}^{[6]}$

The subsequent velocity fields can be determined following the same procedure used for $\mathbf{v}^{[3]}(\mathbf{x})$ and $\mathbf{v}^{[4]}(\mathbf{x})$. In fact, $\mathbf{v}^{[5]}(\mathbf{x})$ can be considered as the disturbance field of $\mathbf{v}^4(\mathbf{x})$, and thus

$$v_a^{[5]}(\mathbf{x}) = \sum_{\ell=0}^{\infty} \frac{\nabla_{\beta'_\ell} v_{\beta'}^{[4]}(\xi')}{\ell!} \mathcal{F}_{\gamma\beta'\beta'_\ell} S_{a\gamma}(\mathbf{x} - \xi) \quad (39)$$

and equivalently to eq. (28)

$$v_a^{[6]}(\mathbf{x}) = \sum_{\ell=0}^{\infty} \frac{\nabla_{\beta'_\ell} v_{\beta'}^{[4]}(\xi')}{\ell!} \mathcal{F}_{\gamma\beta'\beta'_\ell} W_{a\gamma}(\mathbf{x} - \xi) \quad (40)$$

Enforcing the same argument used above in eqs. (33)-(38) for $v_a^{[3]}(\mathbf{x})$ and $v_a^{[4]}(\mathbf{x})$, we obtain

$$v_a^{[5]}(\mathbf{x}) = \frac{1}{8\pi\mu} \sum_{m=0}^{\infty} \frac{M_{\alpha\alpha_m}(\boldsymbol{\xi})}{m!} \sum_{n=0}^{\infty} \frac{N_{\alpha\alpha_m\beta\beta_n}(\boldsymbol{\xi})}{n!} \sum_{\ell=0}^{\infty} \frac{N_{\beta\beta_n\gamma\gamma_\ell}(\boldsymbol{\xi})}{\ell!} \nabla_{\gamma_\ell} S_{a\gamma}(\mathbf{x} - \boldsymbol{\xi}) \quad (41)$$

$$v_a^{[6]}(\mathbf{x}) = \frac{1}{8\pi\mu} \sum_{m=0}^{\infty} \frac{M_{\alpha\alpha_m}(\boldsymbol{\xi})}{m!} \sum_{n=0}^{\infty} \frac{N_{\alpha\alpha_m\beta\beta_n}(\boldsymbol{\xi})}{n!} \sum_{\ell=0}^{\infty} \frac{N_{\beta\beta_n\gamma\gamma_\ell}(\boldsymbol{\xi})}{\ell!} \nabla_{\gamma_\ell} W_{a\gamma}(\mathbf{x}, \boldsymbol{\xi}) \quad (42)$$

so that

$$v_a^{[5]}(\mathbf{x}) + v_a^{[6]}(\mathbf{x}) = \frac{1}{8\pi\mu} \sum_{m=0}^{\infty} \frac{M_{\alpha\alpha_m}(\boldsymbol{\xi})}{m!} \sum_{n=0}^{\infty} \frac{N_{\alpha\alpha_m\beta\beta_n}(\boldsymbol{\xi})}{n!} \sum_{\ell=0}^{\infty} \frac{N_{\beta\beta_n\gamma\gamma_\ell}(\boldsymbol{\xi})}{\ell!} \nabla_{\gamma_\ell} G_{a\gamma}(\mathbf{x}, \boldsymbol{\xi}) \quad (43)$$

E. The total velocity field

Iterating the same procedure for any k , it is possible to generalize the above results in the form

$$v_a^{[2k+1]}(\mathbf{x}) = \frac{1}{8\pi\mu} \sum_{m=0}^{\infty} \frac{M_{\alpha\alpha_m}(\boldsymbol{\xi})}{m!} \sum_{m_1=0}^{\infty} \frac{N_{\alpha\alpha_m\beta\beta_{m_1}}(\boldsymbol{\xi})}{m_1!} \dots \sum_{m_k=0}^{\infty} \frac{N_{\gamma\gamma_{m_{k-1}}\delta\delta_{m_k}}(\boldsymbol{\xi})}{m_k!} \nabla_{\delta_{m_k}} S_{a\delta}(\mathbf{x} - \boldsymbol{\xi}) \quad (44)$$

and

$$v_a^{[2k+2]}(\mathbf{x}) = \frac{1}{8\pi\mu} \sum_{m=0}^{\infty} \frac{M_{\alpha\alpha_m}(\boldsymbol{\xi})}{m!} \sum_{m_1=0}^{\infty} \frac{N_{\alpha\alpha_m\beta\beta_{m_1}}(\boldsymbol{\xi})}{m_1!} \dots \sum_{m_k=0}^{\infty} \frac{N_{\gamma\gamma_{m_{k-1}}\delta\delta_{m_k}}(\boldsymbol{\xi})}{m_k!} \nabla_{\delta_{m_k}} W_{a\delta}(\mathbf{x}, \boldsymbol{\xi}) \quad (45)$$

so that

$$\begin{aligned} v_a^{[2k+1]}(\mathbf{x}) + v_a^{[2k+2]}(\mathbf{x}) = \\ \frac{1}{8\pi\mu} \sum_{m=0}^{\infty} \frac{M_{\alpha\alpha_m}(\boldsymbol{\xi})}{m!} \sum_{m_1=0}^{\infty} \frac{N_{\alpha\alpha_m\beta\beta_{m_1}}(\boldsymbol{\xi})}{m_1!} \dots \sum_{m_k=0}^{\infty} \frac{N_{\gamma\gamma_{m_{k-1}}\delta\delta_{m_k}}(\boldsymbol{\xi})}{m_k!} \nabla_{\delta_{m_k}} G_{a\delta}(\mathbf{x}, \boldsymbol{\xi}) \end{aligned} \quad (46)$$

Summing all the fields according to eq. (21), the total velocity field can be expressed as

$$\begin{aligned} v_a(\mathbf{x}) - u_a(\mathbf{x}) = \sum_{k=0}^{\infty} v_a^{[2k+1]}(\mathbf{x}) + v_a^{[2k+2]}(\mathbf{x}) = \\ \frac{1}{8\pi\mu} \sum_{m=0}^{\infty} \frac{M_{\alpha\alpha_m}(\boldsymbol{\xi})}{m!} \sum_{k=0}^{\infty} \sum_{m_1=0}^{\infty} \frac{N_{\alpha\alpha_m\beta\beta_{m_1}}(\boldsymbol{\xi})}{m_1!} \dots \sum_{m_k=0}^{\infty} \frac{N_{\gamma\gamma_{m_{k-1}}\delta\delta_{m_k}}(\boldsymbol{\xi})}{m_k!} \nabla_{\delta_{m_k}} G_{a\delta}(\mathbf{x}, \boldsymbol{\xi}) \end{aligned} \quad (47)$$

F. Extension to Linear and BC-reciprocal boundary conditions on the body

The extension to more general linear homogeneous BC-reciprocal boundary conditions is straightforward. To this purpose, the expansion eq. (21) still applies, but the boundary conditions eqs. (23) are substituted by the conditions

$$\mathcal{L}[v_a^{[2k+1]}(\mathbf{x})] = -\mathcal{L}[v_a^{[2k]}(\mathbf{x})], \quad \mathbf{x} \in S_b \quad (48)$$

$$v_a^{[2k+2]}(\mathbf{x}) = -v_a^{[2k+1]}(\mathbf{x}), \quad \mathbf{x} \in S_w$$

for $k = 1, 2, \dots$, keeping for $k = 0$

$$v_a^{[0]}(\mathbf{x}) = u_a(\mathbf{x}), \quad \mathbf{x} \in V_b \cup V_f \quad (49)$$

In fact, by applying the operator $\mathcal{L}[\cdot]$ to the total field in eq. (21) at the surface of the body, and using the linearity of $\mathcal{L}[\cdot]$, we have

$$\begin{aligned} \mathcal{L}[v_a(\mathbf{x})] &= \mathcal{L}[v_a^{[0]}(\mathbf{x}) + v_a^{[1]}(\mathbf{x}) + v_a^{[2]}(\mathbf{x}) + v_a^{[3]}(\mathbf{x}) + \dots] = \\ &\mathcal{L}[v_a^{[0]}(\mathbf{x})] + \mathcal{L}[v_a^{[1]}(\mathbf{x})] + \mathcal{L}[v_a^{[2]}(\mathbf{x})] + \mathcal{L}[v_a^{[3]}(\mathbf{x})] + \dots = 0, \quad \mathbf{x} \in S_b \end{aligned} \quad (50)$$

where all the terms in the r.h.s. cancel each other for eqs. (48). Therefore, the Stokes flow provided by eqs. (21), (47)-(49) is a solution of eq. (2).

Since the procedure developed in the previous paragraph eqs. (25)-(47) is independent of the boundary conditions at the surface of the body, with the only constraint of the BC-reciprocity of $\mathcal{L}[\cdot]$, we can conclude that eq. (47) is still valid considering the Faxén operators associated with the boundary conditions assumed on the body surface.

IV. MATRIX REPRESENTATION OF THE VELOCITY FIELD

In this Section, a compact and useful matrix representation of the equations obtained in the Section III is developed. To this aim, collect the entries of the system of moments

| | | | | | | | | | | | | | | | | | |
|---|-----|-----|-----|------|------|------|------|------|------|------|------|------|-------|-------|-------|-------|-----|
| i | 1 | 2 | 3 | 4 | 5 | 6 | 7 | 8 | 9 | 10 | 11 | 12 | 13 | 14 | 15 | 16 | ... |
| $(\alpha \alpha_1 \alpha_2 \dots \alpha_m)$ | (1) | (2) | (3) | (11) | (12) | (13) | (21) | (22) | (23) | (31) | (32) | (33) | (111) | (112) | (113) | (121) | ... |

TABLE I. Conversion according to eq. (52) between the index i of the entries of the vector $[M]_i$ and the multi-index $\alpha \boldsymbol{\alpha}_m$

of the entries of the $(m+1)$ -order tensors $M_{\alpha \boldsymbol{\alpha}_m}(\boldsymbol{\xi})$

$M_{\alpha \boldsymbol{\alpha}_m}(\boldsymbol{\xi})$ in an infinite-dimensional vector [9]

$$[M] = \begin{bmatrix} \mathbf{M}_{(0)} \\ \mathbf{M}_{(1)} \\ \frac{\mathbf{M}_{(2)}}{2} \\ \vdots \\ \frac{\mathbf{M}_{(m)}}{m!} \\ \vdots \end{bmatrix} \quad (51)$$

where $\mathbf{M}_{(m)}$ are 3^{m+1} dimensional vectors obtained by the vectorization of the $(m+1)$ -order tensors $M_{\alpha \boldsymbol{\alpha}_m}(\boldsymbol{\xi})$ so that any entry $[M]_i$ corresponds to the entry $M_{\alpha \boldsymbol{\alpha}_m}(\boldsymbol{\xi})$ according the conversion $i \leftrightarrow \alpha \boldsymbol{\alpha}_m$

$$i = \sum_{h=0}^m \alpha_h 3^{m-h} \quad (52)$$

where $\alpha_0 \equiv \alpha$.

The conversion $i \leftrightarrow \alpha \boldsymbol{\alpha}_m$ for $m = 0, 1, 2$, according to eq. (52), is shown in Table I.

We use the notation $[M_{(n:m)}]$ to indicate the part of the array (51) collecting the entries of the tensors with orders going from n to m ($m > n$), i.e.,

$$[M_{(n:m)}] = \begin{bmatrix} \frac{\mathbf{M}_{(n)}}{n!} \\ \vdots \\ \frac{\mathbf{M}_{(m)}}{m!} \end{bmatrix} \quad (53)$$

In the same way, the entries of $\nabla_{\boldsymbol{\alpha}_m} G_{a\alpha}(\mathbf{x}, \boldsymbol{\xi})$ can be collected in the $3^{m+1} \times 3$ matrices $\mathbf{G}_{(0)}, \mathbf{G}_{(1)}, \dots, \mathbf{G}_{(m)}, \dots$ (with column indices corresponding to the Latin field point indices) to

build the $\infty \times 3$ matrix $[G]$ defined by

$$[G] = \begin{bmatrix} \mathbf{G}_{(0)} \\ \mathbf{G}_{(1)} \\ \vdots \\ \mathbf{G}_{(m)} \\ \vdots \end{bmatrix} \quad (54)$$

Adopting this representation, eq. (30) can be compactly expressed as

$$\mathbf{v}^{[1]}(\mathbf{x}) + \mathbf{v}^{[2]}(\mathbf{x}) = \frac{[M]^t [G]}{8\pi\mu} \quad (55)$$

$[M]^t$ being the transpose of $[M]$.

It is also possible to define the infinite matrix $[N]$ as

$$[N] = \begin{bmatrix} \mathbf{N}_{(0,0)} & \mathbf{N}_{(0,1)} & \dots & \frac{\mathbf{N}_{(0,n)}}{n!} & \dots \\ \mathbf{N}_{(1,0)} & \ddots & & \vdots & \\ \vdots & & \ddots & \vdots & \\ \mathbf{N}_{(m,0)} & \dots & \dots & \frac{\mathbf{N}_{(m,n)}}{n!} & \dots \\ \vdots & & & \vdots & \ddots \end{bmatrix} \quad (56)$$

where $\mathbf{N}_{(m,n)}$ are $3^{m+1} \times 3^{n+1}$ matrices obtained unfolding the $(m+n+2)$ -order tensors $N_{\alpha\alpha_m\beta\beta_n}(\boldsymbol{\xi})$ so that the entries $[N]_{i,j}$ are obtained by converting both $i \leftrightarrow \alpha\alpha_m$ and $j \leftrightarrow \beta\beta_n$ according to eq. (52).

Using this representation, eq. (38) becomes

$$\mathbf{v}^{[3]}(\mathbf{x}) + \mathbf{v}^{[4]}(\mathbf{x}) = \frac{[M]^t [N] [G]}{8\pi\mu} \quad (57)$$

while eq. (43) takes the form

$$\mathbf{v}^{[5]}(\mathbf{x}) + \mathbf{v}^{[6]}(\mathbf{x}) = \frac{[M]^t [N]^2 [G]}{8\pi\mu} \quad (58)$$

where $[N]^2 = [N][N]$. Defining the power of $[N]$ by induction as $[N]^3 = [N]^2[N]$, $[N]^k = [N]^{k-1}[N]$ and $[N]^0 = [I]$, $[I]$ being the infinite identity matrix, the total velocity field expressed by eq. (47) can be compactly represented as

$$\mathbf{v}(\mathbf{x}) - \mathbf{u}(\mathbf{x}) = \frac{1}{8\pi\mu} \sum_{k=0}^{\infty} [M]^t [N]^k [G] \quad (59)$$

Let us consider the sum entering eq. (59) truncated up to $k = K$ and multiply it by $([I] - [N])$. It is straightforward to show that

$$([I] - [N]) \sum_{k=0}^K [N]^k = [I] - [N]^K \quad (60)$$

as for the truncated geometric series defined over a scalar field. As shown in Appendix A, the series in eq. (60) converges for characteristic distances ℓ_d of the body from the nearest walls larger enough than the characteristic length ℓ_b of the body itself, since there exists a constant $\Gamma = O(1) > 0$, depending on the geometry of the system, such that

$$\lim_{K \rightarrow \infty} [N]^K = 0, \quad \text{for } \ell_d > \Gamma \ell_b \quad (61)$$

As a consequence

$$([I] - [N]) \sum_{k=0}^{\infty} [N]^k = [I], \quad \ell_d > \Gamma \ell_b \quad (62)$$

and thus

$$\sum_{k=0}^{\infty} [N]^k = ([I] - [N])^{-1}, \quad \ell_d > \Gamma \ell_b \quad (63)$$

$([I] - [N])^{-1}$ being the inverse matrix of $([I] - [N])$ [9].

Therefore, the velocity field attains the simple expression

$$\mathbf{v}(\mathbf{x}) - \mathbf{u}(\mathbf{x}) = \frac{[M]^t ([I] - [N])^{-1} [G]}{8\pi\mu}, \quad \ell_d > \Gamma \ell_b \quad (64)$$

or alternatively,

$$\mathbf{v}(\mathbf{x}) - \mathbf{u}(\mathbf{x}) = \frac{[M]^t [X]}{8\pi\mu}, \quad \ell_d > \Gamma \ell_b \quad (65)$$

where $[X]$ is the solution of the infinite-matrix equation

$$([I] - [N])[X] = [G] \quad (66)$$

In the remainder, we consider exclusively the situation $\ell_d > \Gamma \ell_b$, for which eq. (64) holds. By eq. (64) it is possible to conclude that, for $\ell_d > \Gamma \ell_b$, the solution of a the Stokes flow past a body immersed in a confined fluid can be expressed in terms of the vector $[M]$, depending only on the hydrodynamic interaction of the body with unbounded (external) Stokes flows, the matrix $[G]$, depending only on the hydrodynamic interaction of the confinement with unbounded (internal) Stokes flows and the matrix $[N]$ ($[N]$ -matrix, for short), representing the hydrodynamic interaction between the body and the confinement.

V. FORCE AND TORQUE ON THE PARTICLE

By linearity, the force and the torque acting on the particle due to the hydrodynamic interactions with the fluid, are given by the summation of all the forces and torques associated with the terms in eq. (21), i.e.,

$$\mathbf{F} = \mathbf{F}^{[0]} + \mathbf{F}^{[1]} + \mathbf{F}^{[2]} + \dots \quad (67)$$

$$\mathbf{T} = \mathbf{T}^{[0]} + \mathbf{T}^{[1]} + \mathbf{T}^{[2]} + \dots$$

where

$$\begin{aligned} \mathbf{F}^{[k]} &= - \int_{S_p} \boldsymbol{\sigma}^{[k]}(\mathbf{x}) \cdot \mathbf{n} dS, \quad k = 0, 1, 2, \dots \\ \mathbf{T}^{[k]} &= - \int_{S_p} (\mathbf{x} - \boldsymbol{\xi}) \times \boldsymbol{\sigma}^{[k]}(\mathbf{x}) \cdot \mathbf{n} dS, \quad k = 0, 1, 2, \dots \end{aligned} \quad (68)$$

Since $\nabla \cdot \boldsymbol{\sigma}^{[k]}(\mathbf{x}) = 0$, and due to the symmetry of the stress tensors $\boldsymbol{\sigma}^{[k]}(\mathbf{x})$, the forces and torques associated to even values of k (i.e. the forces due to regular fields on the boundary of the particle) vanish for the Gauss-Green theorem [6]. The only terms contributing to the total force and torque are the terms corresponding to odd value of $k = 1, 3, 5, \dots$

$$\mathbf{F} = \mathbf{F}^{[1]} + \mathbf{F}^{[3]} + \mathbf{F}^{[5]} + \dots \quad (69)$$

$$\mathbf{T} = \mathbf{T}^{[1]} + \mathbf{T}^{[3]} + \mathbf{T}^{[5]} + \dots$$

The first contribution $\mathbf{F}^{[1]}$ in the sum eq. (69) is the force experienced by the body immersed in the unbounded ambient flow $\mathbf{u}(\mathbf{x})$, therefore it can be obtained by applying the 0-th order Faxén operator according eq. (19)

$$F_\beta^{[1]} = F_\beta^{[\infty]} = -M_\beta(\boldsymbol{\xi}) = -8\pi\mu\mathcal{F}_{\gamma\beta}u_\gamma(\boldsymbol{\xi}) \quad (70)$$

where we used the notation $F_\beta^{[\infty]}$ to remark that the force $F_\beta^{[1]}$ is exactly that experienced by the body if the fluid were unbounded.

The other contribution $\mathbf{F}^{[3]} + \mathbf{F}^{[5]} + \dots$ in eq. (69) is the force experienced by the body immersed in the ambient flow $\mathbf{v}^{[2]}(\mathbf{x}) + \mathbf{v}^{[4]}(\mathbf{x}) + \dots$. Therefore,

$$F_\beta^{[3]} + F_\beta^{[5]} + \dots = -8\pi\mu\mathcal{F}_{\gamma\beta}(v_\gamma^{[2]}(\boldsymbol{\xi}) + v_\gamma^{[4]}(\boldsymbol{\xi}) + \dots) \quad (71)$$

Indicating with $[S]$ the $\infty \times 3$ dimensional matrix collecting all the derivatives of the Stokeslet $\nabla_{\alpha_m} S_{a\alpha}(\mathbf{x} - \boldsymbol{\xi})$ (analogously to the definition eq. (54) for $[G]$) and with $[W]$ the $\infty \times 3$ dimensional matrix collecting all the derivatives of the regular part of the Green function $\nabla_{\alpha_m} W_{a\alpha}(\mathbf{x}, \boldsymbol{\xi})$, according to eqs. (7) and (8), the matrix $[G]$ can be decomposed as

$$[G] = [S] + [W] \quad (72)$$

and the sum of the fields $v_\gamma^{[2]}(\boldsymbol{\xi}) + v_\gamma^{[4]}(\boldsymbol{\xi}) + \dots$ with even values of k , eq. (59), takes the form

$$\sum_{k=0}^{\infty} \mathbf{v}^{[2k+2]}(\mathbf{x}) = \frac{[M]^t([I] - [N])^{-1}[W]}{8\pi\mu} \quad (73)$$

while the sum of all the fields corresponding to odd values of k , associated with the disturbance field due to the body, is given by

$$\sum_{k=0}^{\infty} \mathbf{v}^{[2k+1]}(\mathbf{x}) = \frac{[M]^t([I] - [N])^{-1}[S]}{8\pi\mu} \quad (74)$$

Substituting eqs. (70), (71) and (73) into eq. (69), a compact representation of the force is achieved

$$\mathbf{F} = \mathbf{F}^{[\infty]} - [M]^t([I] - [N])^{-1}[N_{(:,0)}] \quad (75)$$

where the matrix

$$[N_{(:,0)}] = \begin{bmatrix} \mathbf{N}_{(0,0)} \\ \mathbf{N}_{(1,0)} \\ \vdots \\ \mathbf{N}_{(m,0)} \\ \vdots \end{bmatrix} \quad (76)$$

collecting the entries $N_{\alpha\alpha_m\beta\beta_n}(\boldsymbol{\xi})$ for $n = 0$, is exactly the $\infty \times 3$ matrix corresponding to the first three columns of the matrix $[N]$.

The same procedure can be applied to obtain an analogous relation for the torque acting on the body. By eq. (20), the torque $\mathbf{T}^{[1]} = \mathbf{T}^{[\infty]}$ is provided by the operator $\mathcal{T}_{\gamma\beta} = \varepsilon_{\beta\delta\delta_1} \mathcal{F}_{\gamma\delta\delta_1}$ applied at the ambient flow $\mathbf{u}(\mathbf{x})$, i.e.,

$$T_\beta^{[1]} = T_\beta^{[\infty]} = \varepsilon_{\beta\delta\delta_1} M_{\delta\delta_1}(\boldsymbol{\xi}) = 8\pi\mu \mathcal{T}_{\beta\alpha} u_\alpha(\boldsymbol{\xi}) \quad (77)$$

and the remaining term in eq. (69) is equal to

$$T_\beta^{[3]} + T_\beta^{[5]} + \dots = 8\pi\mu \mathcal{T}_{\gamma\beta} (v_\gamma^{[2]}(\boldsymbol{\xi}) + v_\gamma^{[4]}(\boldsymbol{\xi}) + \dots) \quad (78)$$

Therefore, the total torque is compactly expressed by the equation by

$$\mathbf{T} = \mathbf{T}^{[\infty]} + [M]^t([I] - [N])^{-1}[L] \quad (79)$$

with

$$[L] = \begin{bmatrix} \mathbf{L}_{(0)} \\ \mathbf{L}_{(1)} \\ \vdots \\ \mathbf{L}_{(m)} \\ \vdots \end{bmatrix} \quad (80)$$

where $\mathbf{L}_{(m)}$ are the $3^{(m+1)} \times 3$ dimensional matrices with entries $\varepsilon_{\beta\delta\delta_1} N_{\alpha\alpha_m\delta\delta_1}(\boldsymbol{\xi})$, thus

$$[L] = [N_{(:,1)}] \boldsymbol{\varepsilon}^t \quad (81)$$

where

$$\boldsymbol{\varepsilon} = \begin{pmatrix} 0 & 0 & 0 & 0 & 0 & 1 & 0 & -1 & 0 \\ 0 & 0 & -1 & 0 & 0 & 0 & 1 & 0 & 0 \\ 0 & 1 & 0 & -1 & 0 & 0 & 0 & 0 & 0 \end{pmatrix} \quad (82)$$

This result can be generalized to the moments: the n -th order moment $\overline{\mathbf{M}}_{(n)}(\boldsymbol{\xi})$ on the particle in a confined fluid is given by

$$\overline{\mathbf{M}}_{(n)}^t(\boldsymbol{\xi}) = \mathbf{M}_{(n)}^t(\boldsymbol{\xi}) + [M]^t([I] - [N])^{-1}[N_{(:,n)}] \quad (83)$$

where

$$[N_{(:,n)}] = \begin{bmatrix} \mathbf{N}_{(0,n)} \\ \mathbf{N}_{(1,n)} \\ \vdots \\ \mathbf{N}_{(m,n)} \\ \vdots \end{bmatrix} \quad (84)$$

VI. ERROR ESTIMATE IN TRUNCATION

The exact results obtained for velocity field, force, torque in eqs. (64), (75) and (79) are expressed in terms of infinite matrices. In practical application, it is not possible to take into account all the entries of these matrices. In fact, in the overwhelming majority of cases,

only lower order analytical expressions for Faxén operators and multipoles singularities are available, and moreover there are no recursive relations able to predict higher order terms even for the simplest geometries. Furthermore, whenever complex geometries are considered, for which no analytical solutions are available, numerical approaches represent the only feasible alternative in order to evaluate moments and multipoles, and approximations or series truncations become necessary.

Therefore, a central issue in the practical applications of reflection methods is the determination of the order of magnitude of the error committed in the approximations/truncations as function of the geometric dimensionless ratio ℓ_b/ℓ_d . Specifically, consider the error deriving by considering only the first moments and multipoles up to the K -th order in the exact expressions eqs. (64), (75), (79), hence by substituting to $[M]$ its truncated counterpart $[M_{(0:K)}]$ (where, according the notation introduced in eq. (53), $[M_{(0:K)}]$ is the vector collecting all the unbounded moments from the 0-th to the K -th order) and similarly for the other infinite matrices, $[N] \rightarrow [N_{(0:K,0:K)}]$, $[G] \rightarrow [G_{(0:K)}]$,

$$\left| \mathbf{v}(\mathbf{x}) - \mathbf{u}(\mathbf{x}) - \frac{[M_{(0:K)}]^t ([I_{(0:K,0:K)}] - [N_{(0:K,0:K)}])^{-1} [G_{(0:K)}]}{8\pi\mu} \right|$$

To this aim, consider the eq. (55) rewritten in the form

$$v_a^{[1]}(\mathbf{x}) + v_a^{[2]}(\mathbf{x}) = \frac{[M_{(0:K)}]^t [G_{(0:K)}]}{8\pi\mu} + \frac{1}{8\pi\mu} \sum_{m=K+1}^{\infty} \frac{(\mathbf{M}_{(m)})^t \mathbf{G}_{(m)}}{m!} \quad (85)$$

Enforcing the dimensional analysis developed in Appendix A, specifically eqs. (A5) and (A7) providing

$$M_{\alpha\alpha_{K+1}}(\boldsymbol{\xi}) = \mu U_c O(\ell_b^{K+2}); \quad \nabla_{\alpha_{K+1}} G_{a\alpha}(\mathbf{x}, \boldsymbol{\xi}) = O(1/\ell_f^{K+2}) \quad (86)$$

the leading order term in the series at the r.h.s of eq. (85) is

$$|\mathbf{M}_{(K+1)}^t \mathbf{G}_{(K+1)}| = \mu U_c O\left(\frac{\ell_b}{\ell_f}\right)^{K+2} \quad (87)$$

U_c being the characteristic magnitude of the ambient velocity field. Therefore, truncating the series up to the K -th order, the order of magnitude of the remainder follows

$$v_a^{[1]}(\mathbf{x}) + v_a^{[2]}(\mathbf{x}) = \frac{[M_{(0:K)}]^t [G_{(0:K)}]}{8\pi\mu} + U_c O\left(\frac{\ell_b}{\ell_f}\right)^{K+2} \quad (88)$$

The velocity fields due to the next reflections, hence for $k = 1$, can be written as

$$v_a^{[3]}(\mathbf{x}) + v_a^{[4]}(\mathbf{x}) = \frac{[M_{(0:K)}]^t [N_{(0:K,0:K)}] [G_{(0:K)}]}{8\pi\mu} + \frac{1}{8\pi\mu} \sum_{m=K+1}^{\infty} \sum_{n=K+1}^{\infty} \frac{(\mathbf{M}_{(m)})^t \mathbf{N}_{(m,n)} \mathbf{G}_{(n)}}{m!} \quad (89)$$

where the leading order term in the series, estimated via eqs. (A5), (A7) and (A12), is

$$|\mathbf{M}_{(K+1)}^t \mathbf{N}_{(K+1,K+1)} \mathbf{G}_{(K+1)}| = \mu U_c O\left(\frac{\ell_b}{\ell_f} \frac{\ell_b}{2\ell_d}\right)^{K+2} \quad (90)$$

Since $\ell_b/(2\ell_d) < 1$, the term in eq. (90) is always smaller than the term in eq. (87), thus

$$|\mathbf{M}_{(K+1)}^t \mathbf{N}_{(K+1,K+1)} \mathbf{G}_{(K+1)}| = \mu U_c O\left(\frac{\ell_b}{\ell_f}\right)^{K+2} \quad (91)$$

and eq. (89) can be rewritten as

$$v_a^{[3]}(\mathbf{x}) + v_a^{[4]}(\mathbf{x}) = \frac{[M_{(0:K)}]^t [N_{(0:K,0:K)}] [G_{(0:K)}]}{8\pi\mu} + U_c O\left(\frac{\ell_b}{\ell_f}\right)^{K+2} \quad (92)$$

Reiterating the same procedure for the higher order reflected velocity fields, hence for $k > 1$, we obtain

$$v_a^{[2k+1]}(\mathbf{x}) + v_a^{[2k+2]}(\mathbf{x}) = \frac{[M_{(0:K)}]^t [N_{(0:K,0:K)}]^k [G_{(0:K)}]}{8\pi\mu} + U_c O\left(\frac{\ell_b}{\ell_f}\right)^{K+2}, \quad k = 1, 2, \dots \quad (93)$$

Therefore, the truncation error committed considering only up to K -th order terms in the infinity matrix expressions entering eq. (64) satisfies the scaling relations

$$\left| \mathbf{v}(\mathbf{x}) - \mathbf{u}(\mathbf{x}) - \frac{[M_{(0:K)}]^t ([I_{(0:K,0:K)}] - [N_{(0:K,0:K)}])^{-1} [G_{(0:K)}]}{8\pi\mu} \right| = U_c O\left(\frac{\ell_b}{\ell_f}\right)^{K+2} \quad (94)$$

A similar analysis can be extended to forces and torques, obtaining

$$\mathbf{F} - \mathbf{F}^{[\infty]} = -[M_{(0:K)}]^t ([I_{(0:K,0:K)}] - [N_{(0:K,0:K)}])^{-1} [N_{(0:K,0)}] + F_c O\left(\frac{\ell_b}{\ell_d}\right)^{K+2} \quad (95)$$

and

$$\mathbf{T} - \mathbf{T}^{[\infty]} = [M_{(0:K)}]^t ([I_{(0:K,0:K)}] - [N_{(0:K,0:K)}])^{-1} [L_{(0:K)}] + T_c O\left(\frac{\ell_b}{\ell_d}\right)^{K+2} \quad (96)$$

where $F_c = \mu \ell_b U_c$ and $T_c = \mu \ell_b^2 U_c$.

The scaling analysis of the truncation error addressed above can be applied to the approximations of the hydromechanical properties addressed in the literature. Below we analyze and discuss, from the point of view of the present theory, the classical literature results of hydromechanics of bodies in confined Stokes flow, extending such expressions to more general boundary conditions, geometries and motions of the bodies.

A. The approximation for $K = 0$ and Brenner's formula

An explicit approximation for the force acting on an arbitrary body translating in a confined fluid has been firstly derived by [7] in terms of the resistance matrix of the body in the unbounded fluid and the regular part of the Green function at the position of the body. Within the present formalism, this corresponds to the truncation of the $[M]$, $[N]$ and $[G]$ matrices to the 0-th order, as shown below.

For $K = 0$ in eq. (94), substituting $\mathbf{M}_{(0)}^t = -\mathbf{F}^{[\infty]}$, we have

$$\mathbf{v}(\mathbf{x}) = \mathbf{u}(\mathbf{x}) - \frac{\mathbf{F}^{[\infty]}(I - \mathbf{N}_{(0,0)})^{-1}\mathbf{G}_{(0)}}{8\pi\mu} + U_c O\left(\frac{\ell_b}{\ell_f}\right)^2 \quad (97)$$

I being the 3×3 identity matrix.

By eqs. (35) and (15), the entries of $\mathbf{N}_{(0,0)}$ can be expressed explicitly in terms of the geometrical moments,

$$N_{\alpha\beta}(\boldsymbol{\xi}) = \mathcal{F}_{\gamma'\beta} W_{\gamma'\alpha}(\boldsymbol{\xi}', \boldsymbol{\xi}) \Big|_{\boldsymbol{\xi}'=\boldsymbol{\xi}} = \sum_{n=0}^{\infty} \frac{m_{\gamma'\gamma'_n\beta}(\boldsymbol{\xi}', \boldsymbol{\xi}) \nabla_{\gamma'_n} W_{\gamma'\alpha}(\boldsymbol{\xi}', \boldsymbol{\xi})}{n!} \Big|_{\boldsymbol{\xi}'=\boldsymbol{\xi}} \quad (98)$$

In order to determine the terms in eq. (98) that can be neglected once compared to the truncation error in eq. (97), a dimensional analysis of the geometrical moments should be carried out.

Enforcing the linearity of the Stokes equations, the volume force $\psi_{\alpha}^{(n)}(\mathbf{x}, \boldsymbol{\xi}')$ in eq. (13) can be expressed in terms of a "geometrical" volume force $\psi_{\alpha\beta'\beta'_n}(\mathbf{x}, \boldsymbol{\xi}')$ as

$$\psi_{\alpha}^{(n)}(\mathbf{x}, \boldsymbol{\xi}') = 8\pi\mu A_{\beta'\beta'_n} \psi_{\alpha\beta'\beta'_n}(\mathbf{x}, \boldsymbol{\xi}')$$

by means of which the geometrical moments can be rewritten as

$$m_{\alpha\alpha_m\beta\beta_n}(\boldsymbol{\xi}, \boldsymbol{\xi}') = \int (\mathbf{x} - \boldsymbol{\xi})_{\alpha_m} \psi_{\alpha\beta'\beta'_n}(\mathbf{x}, \boldsymbol{\xi}') dV(\mathbf{x}) \quad \boldsymbol{\xi}, \boldsymbol{\xi}' \in V_b \quad (99)$$

Considering that

$$\psi_{\alpha}^{(n)}(\mathbf{x}, \boldsymbol{\xi}') = \mu U_c O\left(\frac{1}{\ell_b^2}\right), \quad A_{\beta'\beta'_n} = U_c O\left(\frac{1}{\ell_b^n}\right)$$

we have $\psi_{\alpha\beta'\beta'_n}(\mathbf{x}, \boldsymbol{\xi}') = O(\ell_b^{n-2})$ and thus, by eq. (99), the geometrical moments scale as

$$m_{\alpha\alpha_m\beta\beta_n}(\boldsymbol{\xi}, \boldsymbol{\xi}) = O(\ell_b^{m+n+1}) \quad (100)$$

Therefore, neglecting in eq. (98) the terms of $\mathbf{N}_{(0,0)}$ of higher order than $O(\ell_b/\ell_d)$, and indicating with $R_{\alpha\beta} = -8\pi\mu m_{\alpha\beta}$ the resistance matrix, we obtain

$$N_{\alpha\beta}(\boldsymbol{\xi}) = -\frac{R_{\gamma\beta}W_{\gamma\alpha}(\boldsymbol{\xi}, \boldsymbol{\xi})}{8\pi\mu} + O\left(\frac{\ell_b}{\ell_d}\right)^2 \quad (101)$$

so that eq. (97) reads

$$\mathbf{v}(\mathbf{x}) = \mathbf{u}(\mathbf{x}) - \frac{\mathbf{F}^{[\infty]}}{8\pi\mu} \left(I + \frac{\mathbf{R}\mathbf{W}_{(0)}}{8\pi\mu} \right)^{-1} \mathbf{G}_{(0)} + U_c O\left(\frac{\ell_b}{\ell_f}\right)^2 \quad (102)$$

Considering the force on the body approximated to $K = 0$, eq. (95) becomes

$$\mathbf{F} - \mathbf{F}^{[\infty]} = \mathbf{F}^{[\infty]}(I - \mathbf{N}_{(0,0)})^{-1}\mathbf{N}_{(0,0)} + F_c O\left(\frac{\ell_b}{\ell_d}\right)^2 \quad (103)$$

Using eq. (101), and performing elementary matrix operations, we finally obtain the approximation provided by [7]

$$\mathbf{F} = \mathbf{F}^{[\infty]} \left(I + \frac{\mathbf{R}\mathbf{W}_{(0)}}{8\pi\mu} \right)^{-1} + F_c O\left(\frac{\ell_b}{\ell_d}\right)^2 \quad (104)$$

It is possible to extend this approximation also for the torque. By assuming $K = 0$ in eq. (96), the torque is approximated by

$$\mathbf{T} - \mathbf{T}^{[\infty]} = -\mathbf{F}^{[\infty]}(I - \mathbf{N}_{(0,0)})^{-1}\mathbf{L}_{(0)} + T_c O\left(\frac{\ell_b}{\ell_d}\right)^2 \quad (105)$$

By definition eq. (80), the entries of $\mathbf{L}_{(0)}$ are

$$\begin{aligned} L_{\alpha\beta} &= \mathcal{T}_{\gamma'\beta} W_{\gamma'\alpha}(\boldsymbol{\xi}', \boldsymbol{\xi}) \Big|_{\boldsymbol{\xi}'=\boldsymbol{\xi}} = \varepsilon_{\beta\delta\delta_1} \mathcal{F}_{\gamma'\delta\delta_1} W_{\gamma'\alpha}(\boldsymbol{\xi}', \boldsymbol{\xi}) \Big|_{\boldsymbol{\xi}'=\boldsymbol{\xi}} \\ &= \varepsilon_{\beta\delta\delta_1} \sum_{n=0}^{\infty} \frac{m_{\gamma'\gamma'_n\delta\delta_1}(\boldsymbol{\xi}', \boldsymbol{\xi}) \nabla_{\gamma'_n} W_{\gamma'\alpha}(\boldsymbol{\xi}', \boldsymbol{\xi})}{n!} \Big|_{\boldsymbol{\xi}'=\boldsymbol{\xi}} \end{aligned} \quad (106)$$

Following the same dimensional analysis developed in eqs. (99)-(101), and identifying $C_{\beta\gamma} = 8\pi\mu \varepsilon_{\beta\delta\delta_1} m_{\gamma\delta\delta_1}(\boldsymbol{\xi}, \boldsymbol{\xi})$ as the coupling matrix between forces and rotations of the body in the unbounded fluid [23, 45]

$$L_{\alpha\beta} = \frac{C_{\beta\gamma} W_{\gamma\alpha}(\boldsymbol{\xi}, \boldsymbol{\xi})}{8\pi\mu} + O\left(\frac{\ell_b^3}{\ell_d^2}\right)$$

and therefore, considering that $\mathbf{W}_{(0)}$ is a symmetric matrix [42], we obtain

$$\mathbf{T} = \mathbf{T}^{[\infty]} - \mathbf{F}^{[\infty]} \left(I + \frac{\mathbf{R}\mathbf{W}_{(0)}}{8\pi\mu} \right)^{-1} \frac{\mathbf{W}_{(0)}\mathbf{C}^t}{8\pi\mu} + T_c O\left(\frac{\ell_b}{\ell_d}\right)^2 \quad (107)$$

Eqs. (102), (104) and (107) provide the first order terms associated with any flow past a body immersed in a confined fluid. In the case the body translates with velocity \mathbf{U} in a quiescent fluid, we can consider an ambient flow past the still body $\mathbf{u}(\mathbf{x}) = -\mathbf{U}$. Therefore, from eq. (102) and considering $\mathbf{F}^{[\infty]} = -\mathbf{UR}$, the velocity field around the translating body is the disturbance field

$$\mathbf{w}(\mathbf{x}) = \frac{\mathbf{UR}}{8\pi\mu} \left(I + \frac{\mathbf{RW}_{(0)}}{8\pi\mu} \right)^{-1} \mathbf{G}_{(0)} + U_c O \left(\frac{\ell_b}{\ell_f} \right)^2 \quad (108)$$

By eq. (104), the force is

$$\mathbf{F} = -\mathbf{UR} \left(I + \frac{\mathbf{RW}_{(0)}}{8\pi\mu} \right)^{-1} + F_c O \left(\frac{\ell_b}{\ell_d} \right)^2 \quad (109)$$

while, by considering $\mathbf{T}^{[\infty]} = -\mathbf{UC}^t$, from eq. (107) the torque is

$$\mathbf{T} = -\mathbf{U} \left(I + \frac{\mathbf{RW}_{(0)}}{8\pi\mu} \right)^{-1} \mathbf{C}^t + T_c O \left(\frac{\ell_b}{\ell_d} \right)^2 \quad (110)$$

If the particle rotates (without translating) with angular velocity $\boldsymbol{\omega}$, the force on the particle in the unbounded fluid is given by $\mathbf{F}^{[\infty]} = -\boldsymbol{\omega}\mathbf{C}$ [23] and therefore, following the same procedure as above, the velocity field is

$$\mathbf{w}(\mathbf{x}) = \frac{\boldsymbol{\omega}\mathbf{C}}{8\pi\mu} \left(I + \frac{\mathbf{RW}_{(0)}}{8\pi\mu} \right)^{-1} \mathbf{G}_{(0)} + U_c O \left(\frac{\ell_b}{\ell_f} \right)^2 \quad (111)$$

the force on the body takes the expression

$$\mathbf{F} = -\boldsymbol{\omega}\mathbf{C} \left(I + \frac{\mathbf{RW}_{(0)}}{8\pi\mu} \right)^{-1} + F_c O \left(\frac{\ell_b}{\ell_d} \right)^2 \quad (112)$$

and the torque, considering $\mathbf{T}^{[\infty]} = -\boldsymbol{\omega}\boldsymbol{\Omega}$, can be written as

$$\mathbf{T} = -\boldsymbol{\omega} \left[\boldsymbol{\Omega} - \mathbf{C} \left(I + \frac{\mathbf{RW}_{(0)}}{8\pi\mu} \right)^{-1} \frac{\mathbf{W}_{(0)}\mathbf{C}^t}{8\pi\mu} \right] + T_c O \left(\frac{\ell_b}{\ell_d} \right)^2 \quad (113)$$

that, after some algebra, becomes

$$\mathbf{T} = -\boldsymbol{\omega}\boldsymbol{\Omega} \left(I + \frac{(\mathbf{R} - \boldsymbol{\Omega}^{-1}\mathbf{C}\mathbf{C}^t)\mathbf{W}_{(0)}}{8\pi\mu} \right) \left(I + \frac{\mathbf{RW}_{(0)}}{8\pi\mu} \right)^{-1} + T_c O \left(\frac{\ell_b}{\ell_d} \right)^2 \quad (114)$$

where $\boldsymbol{\Omega}$, having entries $\Omega_{\alpha\beta} = -8\pi\mu \varepsilon_{\alpha\gamma\gamma_1} \varepsilon_{\beta\delta\delta_1} m_{\gamma\gamma_1\delta\delta_1}(\boldsymbol{\xi}, \boldsymbol{\xi})$, is the angular resistance matrix.

Eqs. (108)-(114), requiring solely the Green function of the confinement and the grand-resistance matrix of the body, provide the first order correction due to the confinement to the hydromechanics of the rigid motion of the body.

B. Extended Swan and Brady's approximation for rigid motion

In obtaining the approximate expressions eqs. (104) and (107), valid to the order (ℓ_b/ℓ_d) , we have neglected the higher order terms in the 0-th order Faxén operator for the force and in the 1-st order Faxén operator for the torque. Supposing that these Faxén operators are exactly known, it is possible to obtain expressions for the force and the torque on a rigid moving body accurate to $(\ell_b/\ell_d)^2$ (or even to $(\ell_b/\ell_d)^3$ for axisymmetric motion of the body) by exploiting all the higher order terms in the lower order Faxén operators. This is shown below, and the procedure we enforce provides the extension of the relations found by [50, 51] in the case of confined spherical bodies with no-slip boundary conditions to arbitrary geometries and to generic boundary conditions satisfying BC-reciprocity [45].

To begin with, let us suppose that the body translates without rotating with velocity \mathbf{U} (therefore $\mathbf{u}(\mathbf{x}) = -\mathbf{U}$). By eq. (28), the velocity field $\mathbf{v}^{[2]}(\mathbf{x})$, of the order of magnitude $U_c O(\ell_b/\ell_d)$ at the pole $\boldsymbol{\xi}$, where $U_c = |\mathbf{U}|$, can be obtained exactly by the 0-th order Faxén operator

$$v_\alpha^{[2]}(\boldsymbol{\xi}) = -U_\beta \mathcal{F}_{\alpha'\beta} W_{\alpha\alpha'}(\boldsymbol{\xi}, \boldsymbol{\xi}') \Big|_{\boldsymbol{\xi}'=\boldsymbol{\xi}} \quad (115)$$

and hence the force is exactly given by

$$F_\gamma^{[3]} = -8\pi\mu \mathcal{F}_{\alpha\gamma} v_\alpha^{[2]}(\boldsymbol{\xi}) = 8\pi\mu U_\beta \mathcal{F}_{\alpha\gamma} \mathcal{F}_{\alpha'\beta} W_{\alpha\alpha'}(\boldsymbol{\xi}, \boldsymbol{\xi}') \Big|_{\boldsymbol{\xi}'=\boldsymbol{\xi}} \quad (116)$$

while the torque is

$$T_\gamma^{[3]} = 8\pi\mu \mathcal{T}_{\alpha\gamma} v_\alpha^{[2]}(\boldsymbol{\xi}) = -8\pi\mu U_\beta \mathcal{T}_{\alpha\gamma} \mathcal{F}_{\alpha'\beta} W_{\alpha\alpha'}(\boldsymbol{\xi}, \boldsymbol{\xi}') \Big|_{\boldsymbol{\xi}'=\boldsymbol{\xi}} \quad (117)$$

To obtain the contributions $\mathbf{F}^{[5]}$ and $\mathbf{T}^{[5]}$ to the force and the torque, it is necessary to provide an explicit expression for the velocity field $\mathbf{v}^{[4]}(\mathbf{x})$, which in turn implies the knowledge of the higher order Faxén operators. From eqs. (15), (100) and (115), we have

$$v_\alpha^{[2]}(\boldsymbol{\xi}) = U_c O\left(\frac{\ell_b}{\ell_d}\right), \quad \nabla_{\beta_n} v_\beta^{[2]}(\boldsymbol{\xi}) = U_c O\left(\frac{\ell_b}{\ell_d^{1+n}}\right) \quad (118)$$

hence $\nabla_{\beta_1} v_\beta^{[2]}(\boldsymbol{\xi}) \mathcal{F}_{\alpha'\beta\beta_1} W_{\alpha\alpha'}(\boldsymbol{\xi}, \boldsymbol{\xi}') = O(\ell_b/\ell_d)^3$ and, approximating the field $\mathbf{v}^{[4]}(\boldsymbol{\xi})$ in eq. (32) to the 0-th order Faxén operator, we get

$$v_\alpha^{[4]}(\boldsymbol{\xi}) = v_\beta^{[2]}(\boldsymbol{\xi}) \mathcal{F}_{\alpha'\beta} W_{\alpha\alpha'}(\boldsymbol{\xi}, \boldsymbol{\xi}') \Big|_{\boldsymbol{\xi}'=\boldsymbol{\xi}} + O\left(\frac{\ell_b}{\ell_d}\right)^3 \quad (119)$$

Using eq. (119) we obtain for the force

$$F_\gamma^{[5]} = -8\pi\mu\mathcal{F}_{\alpha\gamma}v_\alpha^{[4]}(\boldsymbol{\xi}) = -8\pi\mu v_\beta^{[2]}(\boldsymbol{\xi})\mathcal{F}_{\alpha\gamma}\mathcal{F}_{\alpha'\beta}W_{\alpha\alpha'}(\boldsymbol{\xi},\boldsymbol{\xi}')\Big|_{\boldsymbol{\xi}'=\boldsymbol{\xi}} + O\left(\frac{\ell_b}{\ell_d}\right)^3 \quad (120)$$

and for the torque

$$T_\gamma^{[5]} = 8\pi\mu\mathcal{T}_{\alpha\gamma}v_\alpha^{[4]}(\boldsymbol{\xi}) = 8\pi\mu v_\beta^{[2]}(\boldsymbol{\xi})\mathcal{T}_{\alpha\gamma}\mathcal{F}_{\alpha'\beta}W_{\alpha\alpha'}(\boldsymbol{\xi},\boldsymbol{\xi}')\Big|_{\boldsymbol{\xi}'=\boldsymbol{\xi}} + O\left(\frac{\ell_b}{\ell_d}\right)^3 \quad (121)$$

By eq. (116), enforcing the definition of the resistance matrix \mathbf{R}

$$F_\gamma^{[3]} = R_{\gamma\alpha}v_\alpha^{[2]}(\boldsymbol{\xi}) + O\left(\frac{\ell_b}{\ell_d}\right)^2, \quad v_\alpha^{[2]}(\boldsymbol{\xi}) = (R^{-1})_{\alpha\gamma}F_\gamma^{[3]} + O\left(\frac{\ell_b}{\ell_d}\right)^2 \quad (122)$$

while by eq. (117) and from the definition of the coupling matrix \mathbf{C}

$$T_\gamma^{[3]} = C_{\gamma\alpha}v_\alpha^{[2]}(\boldsymbol{\xi}) + O\left(\frac{\ell_b}{\ell_d}\right)^2, \quad v_\alpha^{[2]}(\boldsymbol{\xi}) = (C^{-1})_{\alpha\gamma}T_\gamma^{[3]} + O\left(\frac{\ell_b}{\ell_d}\right)^2 \quad (123)$$

Let us define with $\boldsymbol{\Phi}$ and $\boldsymbol{\Psi}$ the matrices with entries

$$\Phi_{\alpha\beta} = -8\pi\mu\mathcal{F}_{\gamma\beta}\mathcal{F}_{\gamma'\alpha}W_{\gamma\gamma'}(\boldsymbol{\xi},\boldsymbol{\xi}')\Big|_{\boldsymbol{\xi}'=\boldsymbol{\xi}} \quad (124)$$

and

$$\Psi_{\alpha\beta} = 8\pi\mu\mathcal{T}_{\gamma\beta}\mathcal{F}_{\gamma'\alpha}W_{\gamma\gamma'}(\boldsymbol{\xi},\boldsymbol{\xi}')\Big|_{\boldsymbol{\xi}'=\boldsymbol{\xi}} \quad (125)$$

respectively. Substituting eq. (122) and (124) into eq. (120), and eq. (123) and (125) into eq. (121), it follows that

$$\mathbf{F}^{[5]} = \mathbf{F}^{[3]} \mathbf{R}^{-1} \boldsymbol{\Phi} + O\left(\frac{\ell_b}{\ell_d}\right)^3 \quad (126)$$

and

$$\mathbf{T}^{[5]} = \mathbf{T}^{[3]} (\mathbf{C}^t)^{-1} \boldsymbol{\Psi} + O\left(\frac{\ell_b}{\ell_d}\right)^3 \quad (127)$$

Using the same approach, these results can be generalized for $k = 2, 3, \dots$, obtaining

$$\mathbf{F}^{[2k+3]} = \mathbf{F}^{[2k+1]} \mathbf{R}^{-1} \boldsymbol{\Phi} + o\left(\frac{\ell_b}{\ell_d}\right)^3 \quad (128)$$

$$\mathbf{T}^{[2k+3]} = \mathbf{T}^{[2k+1]} (\mathbf{C}^{-1})^t \boldsymbol{\Psi} + o\left(\frac{\ell_b}{\ell_d}\right)^3 \quad (129)$$

and thus

$$\mathbf{F} = \mathbf{F}^{[\infty]} + \sum_{k=0}^{\infty} \mathbf{F}^{[2k+3]} = \mathbf{F}^{[\infty]} \sum_{k=0}^{\infty} (\mathbf{R}^{-1} \boldsymbol{\Phi})^k + O\left(\frac{\ell_b}{\ell_d}\right)^3 = \mathbf{F}^{[\infty]} (\mathbf{I} - \mathbf{R}^{-1} \boldsymbol{\Phi})^{-1} + O\left(\frac{\ell_b}{\ell_d}\right)^3 \quad (130)$$

$$\mathbf{T} = \mathbf{T}^{[\infty]} + \sum_{k=0}^{\infty} \mathbf{T}^{[2k+3]} = \mathbf{T}^{[\infty]} \sum_{k=0}^{\infty} ((\mathbf{C}^t)^{-1} \mathbf{\Psi})^k + O\left(\frac{\ell_b}{\ell_d}\right)^3 = \mathbf{T}^{[\infty]} (\mathbf{I} - (\mathbf{C}^t)^{-1} \mathbf{\Psi})^{-1} + O\left(\frac{\ell_b}{\ell_d}\right)^3 \quad (131)$$

Finally

$$\mathbf{F} = -\mathbf{U} \mathbf{R} (\mathbf{I} - \mathbf{R}^{-1} \mathbf{\Phi})^{-1} + O\left(\frac{\ell_b}{\ell_d}\right)^3 \quad (132)$$

and

$$\mathbf{T} = -\mathbf{U} \mathbf{C}^t (\mathbf{I} - (\mathbf{C}^t)^{-1} \mathbf{\Psi})^{-1} + O\left(\frac{\ell_b}{\ell_d}\right)^3 \quad (133)$$

Eqs. (132) and (133) can be expressed equivalently by

$$\mathbf{F} = -\mathbf{U} (\mathbf{R} + \mathbf{\Phi} (\mathbf{I} - \mathbf{R}^{-1} \mathbf{\Phi})^{-1}) + O\left(\frac{\ell_b}{\ell_d}\right)^3 \quad (134)$$

$$\mathbf{T} = -\mathbf{U} (\mathbf{C}^t + \mathbf{\Psi} (\mathbf{I} - (\mathbf{C}^t)^{-1} \mathbf{\Psi})^{-1}) + O\left(\frac{\ell_b}{\ell_d}\right)^3 \quad (135)$$

The same procedure (reported explicitly in Appendix B) can be applied to the case the body is rotating with angular velocity $\boldsymbol{\omega}$, obtaining

$$\mathbf{F} = -\boldsymbol{\omega} (\mathbf{C} + \mathbf{\Psi}^t (\mathbf{I} - \mathbf{R}^{-1} \mathbf{\Phi})^{-1}) + O\left(\frac{\ell_b}{\ell_d}\right)^3 \quad (136)$$

$$\mathbf{T} = -\boldsymbol{\omega} (\boldsymbol{\Omega} + \boldsymbol{\Theta} (\mathbf{I} - (\mathbf{C}^t)^{-1} \mathbf{\Psi})^{-1}) + O\left(\frac{\ell_b}{\ell_d}\right)^3 \quad (137)$$

where the entries of the matrix $\boldsymbol{\Theta}$ are

$$\Theta_{\beta\alpha} = -8\pi\mu \mathcal{T}_{\gamma\beta} \mathcal{T}_{\alpha'\delta} W_{\gamma\alpha'}(\boldsymbol{\xi}, \boldsymbol{\xi}') \Big|_{\boldsymbol{\xi}'=\boldsymbol{\xi}} \quad (138)$$

As is well known [23], the effective resistance coupling matrix due to confinement entering eq. (136) should be the transpose matrix of the effective resistance coupling matrix entering eq. (135). The visual inspection of eqs. (135) and (136) seems to be in contradiction with this general property. But this disagreement is only apparent and it is due to the neglected terms. In fact, approximating $\mathbf{\Psi} = \mathbf{C}^t \mathbf{R}^{-1} \mathbf{\Phi} + O(\ell_b/\ell_d)^2$ and substituting it in eq. (135), the expected symmetry is recovered without modifying the error order in the approximation.

In the case of a spherical body, the (m, n) -th order geometrical moments $m_{\alpha\alpha_m\beta\beta_n}(\boldsymbol{\xi}, \boldsymbol{\xi})$ vanish for $m + n$ odd, which means that m and n are neither both even or odd. Therefore, the 1-st order Faxén operator contributes to the force $\mathbf{F}^{[5]}$ with a term of the order of magnitude $O(\ell_b/\ell_d)^4$ smaller than the leading error term considered in eq. (120) and, hence, the error committed in the approximated the global force is $O(\ell_b/\ell_f)^4$ instead of $O(\ell_b/\ell_f)^3$.

Furthermore, since the coupling resistance matrix vanishes, $\mathbf{T}^{[\infty]} = 0$. Hence, the leading order contribution is provided by $\mathbf{T}^{[3]}$, which can be written in term of the resistance matrix as

$$\mathbf{T}^{[3]} = \mathbf{F}^{[\infty]} \mathbf{R}^{-1} \mathbf{\Psi} \quad (139)$$

The next order contribution $\mathbf{T}^{[5]}$ can be evaluated as in eq. (121), considering that the first term in the Faxén operator for the torque vanishes, thus

$$\mathbf{T}^{[5]} = \mathbf{F}^{[3]} \mathbf{R}^{-1} \mathbf{\Psi} + O\left(\frac{\ell_b}{\ell_d}\right)^5 \quad (140)$$

Following the same procedure adopted in eqs. (128)-(137), we obtain for a spherical body (or, more generally, for any body for which the unbounded coupling terms vanish)

$$\mathbf{F} = -\mathbf{U} \mathbf{R} (\mathbf{I} - \mathbf{R}^{-1} \mathbf{\Phi})^{-1} + O\left(\frac{\ell_b}{\ell_d}\right)^4 \quad (141)$$

and

$$\mathbf{T} = -\mathbf{U} \mathbf{\Psi} (\mathbf{I} - \mathbf{R}^{-1} \mathbf{\Phi})^{-1} + O\left(\frac{\ell_b}{\ell_d}\right)^5 \quad (142)$$

while for rotations (see Appendix B for the proof)

$$\mathbf{F} = -\boldsymbol{\omega} \mathbf{\Psi}^t (\mathbf{I} - \mathbf{R}^{-1} \mathbf{\Phi})^{-1} + O\left(\frac{\ell_b}{\ell_d}\right)^5 \quad (143)$$

and

$$\mathbf{T} = -\boldsymbol{\omega} (\boldsymbol{\Omega} + \boldsymbol{\Theta} + \mathbf{\Psi}^t (1 - \mathbf{R}^{-1} \mathbf{\Phi})^{-1} \mathbf{R}^{-1} \mathbf{\Psi}) + O\left(\frac{\ell_b}{\ell_d}\right)^5 \quad (144)$$

Relations (132)-(137) and (141)-(144) are fundamental scaling relations permitting to obtain good approximations for the resistance on bodies (especially spheres) in confined systems by the knowledge of solely the 0-th and 1-st order (for torque) Faxén operators. However, although such corrections improve the approximations in evaluating force and torques on body in confined fluids, the above scaling analysis indicates that the approximate relation eq. (141) cannot provide correctly the term $O(\ell_b/\ell_d)^4$ for the force. In the Faxén's expressions for a sphere translating near a plane wall and for a sphere translating between two parallel plane walls [see 23, p. 327], a non vanishing term $O(\ell_b/\ell_d)^4$ has been found, whereas in [50, 51] only the terms $O(\ell_b/\ell_d)^5$ have been reported, considering vanishing the terms $O(\ell_b/\ell_d)^4$. In the next Section, we apply the exact expression (95) for the force on a sphere translating near a plane wall truncated to the order $O(\ell_b/\ell_d)^5$ and we find that, in accordance with the Faxén result, the term $O(\ell_b/\ell_d)^4$ is not vanishing.

VII. A SPHERE NEAR A PLANE WALL

Next, consider the archetypical hydrodynamic problem of a sphere with radius R_p and center at distance h from a plane, as depicted in Fig. 3. Furthermore, consider Navier-slip boundary conditions eq. (4) at the surface of the sphere and no-slip boundary condition at the surface of the plane wall.

For this hydrodynamic system, both the Faxén operator of the body and the Green function of the confinement, required to construct analytically the $[N]$ -matrix in eq. (56), are available in the literature up to the 2-nd order. Specifically, the 0-th, 1-st and 2-nd order Faxén operators with pole at the center of the sphere can be found in [45], while the Green function and its derivatives in the semi-space have been derived by [2, 3, 44]. Both the Faxén operators for the sphere and the regular part of the Green function in the semispace domain, useful for the computation of the $[N]$ -matrix, are reported in Appendix C expressed in the Cartesian coordinate system (ξ_1, ξ_2, ξ_3) represented in Fig. 3.

According to the definition eq. (35), the entries of the $[N]$ -matrix, representing the hydrodynamic interaction between the sphere and the plane, are obtained by applying the Faxén operators to the regular part of the multipoles. Therefore, by the knowledge of the Faxén operators up to the 2-nd order, it is possible to construct the matrix

$$[N_{(0:2,0:2)}] = \begin{bmatrix} \mathbf{N}_{(0,0)} & \mathbf{N}_{(0,1)} & \frac{\mathbf{N}_{(0,2)}}{2!} \\ \mathbf{N}_{(1,0)} & \mathbf{N}_{(1,1)} & \frac{\mathbf{N}_{(1,2)}}{2!} \\ \mathbf{N}_{(2,0)} & \mathbf{N}_{(2,1)} & \frac{\mathbf{N}_{(2,2)}}{2!} \end{bmatrix} \quad (145)$$

The entries of the submatrix

$$\mathbf{N}_{(0,0)} = \begin{bmatrix} N_{1,1} & N_{1,2} & N_{1,3} \\ N_{2,1} & N_{2,2} & N_{2,3} \\ N_{3,1} & N_{3,2} & N_{3,3} \end{bmatrix} \quad (146)$$

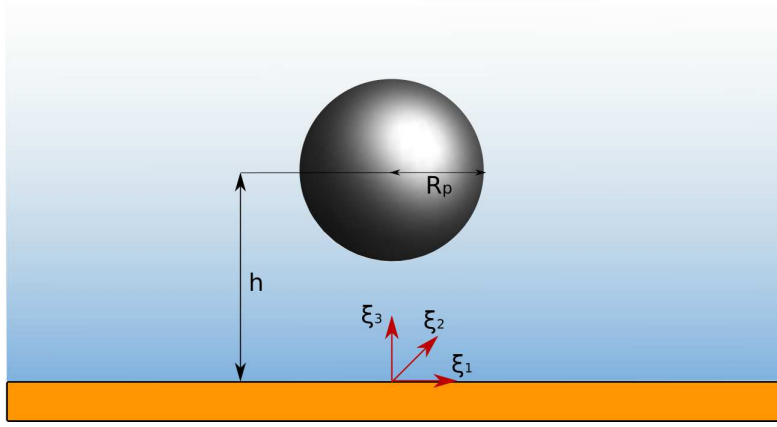


FIG. 3. Schematic representation of a sphere near a plane wall.

expressed in the Cartesian coordinate system (ξ_1, ξ_2, ξ_3) , are

$$\begin{aligned}
 N_{11} &= \mathcal{F}_{\gamma'1} W_{\gamma'1}(\xi', \xi) \Big|_{\xi'=\xi=(0,0,h)} = \\
 N_{22} &= \mathcal{F}_{\gamma'2} W_{\gamma'2}(\xi', \xi) \Big|_{\xi'=\xi=(0,0,h)} = \frac{9R_p(1+2\hat{\lambda})}{16h(1+3\hat{\lambda})} - \frac{R_p^3}{16h^3(1+3\hat{\lambda})} \\
 N_{33} &= \mathcal{F}_{\gamma'3} W_{\gamma'3}(\xi', \xi) \Big|_{\xi'=\xi=(0,0,h)} = \frac{9R_p(1+2\hat{\lambda})}{8h(1+3\hat{\lambda})} - \frac{R_p^3}{4h^3(1+3\hat{\lambda})} \\
 N_{12} &= N_{13} = N_{21} = N_{31} = N_{32} = N_{23} = 0
 \end{aligned} \tag{147}$$

$\hat{\lambda} = \lambda/R_p$ being the dimensionless slip length of the fluid-sphere interface.

A. Force on a translating sphere near a plane wall

Consider a spherical body translating with velocity \mathbf{U} , hence an ambient flow $\mathbf{u}(\mathbf{x}) = -\mathbf{U}$. The force acting onto the sphere is given by eq. (95). Assuming $K = 3$, we have

$$\begin{aligned}
 \mathbf{F} &= \mathbf{F}^{[\infty]} - [M_{(0:3)}]^t [X_{(0:3,0)}] + O\left(\frac{R_p}{h}\right)^5 = \\
 &\mathbf{F}^{[\infty]} - \mathbf{M}_{(0)}^t \mathbf{X}_{(0,0)} - \mathbf{M}_{(1)}^t \mathbf{X}_{(1,0)} - \mathbf{M}_{(2)}^t \mathbf{X}_{(2,0)} - \mathbf{M}_{(3)}^t \mathbf{X}_{(3,0)} + O\left(\frac{R_p}{h}\right)^5
 \end{aligned} \tag{148}$$

where the matrix $[X_{(0:3,0)}] = [\mathbf{X}_{(0,0)}, \mathbf{X}_{(1,0)}, \mathbf{X}_{(2,0)}, \mathbf{X}_{(3,0)}]^t$ is given by

$$[X_{(0:3,0)}] = \sum_{k=0}^{\infty} [N_{(0:3,0:3)}]^k [N_{(0:3,0)}] \tag{149}$$

$$\mathbf{X}_{(m,0)} = \mathbf{N}_{(m,0)} + [N_{(m,0:3)}] \sum_{k=0}^{\infty} [N_{(0:3,0:3)}]^k [N_{(0:3,0)}], \quad m = 0, 1, 2, 3 \quad (150)$$
$$\mathbf{F}^{[\infty]} = -6\pi\mu R_p \left(\frac{1+2\hat{\lambda}}{1+3\hat{\lambda}} \right) \mathbf{U} \quad (151)$$
$$\mathbf{F} = \mathbf{F}^{[\infty]} + \mathbf{F}^{[\infty]} \mathbf{X}_{(0,0)} - \frac{\mathbf{M}_{(2)}^t \mathbf{X}_{(2,0)}}{2!} + O\left(\frac{R_p}{h}\right)^5 \quad (152)$$
$$-8\pi\mu\mathcal{F}_{\gamma\alpha_1\alpha_2}U_\gamma = -\frac{R_p^2}{3(1+2\hat{\lambda})}\left(F_\alpha^{[\infty]}\delta_{\alpha_1\alpha_2} + \hat{\lambda}(F_{\alpha_1}^{[\infty]}\delta_{\alpha\alpha_2} + F_{\alpha_2}^{[\infty]}\delta_{\alpha\alpha_1})\right) \quad (153)$$

Therefore, the vector $\mathbf{M}_{(2)}$ can be expressed in matrix form as

where $(\mathbf{I}_{(0,2)})_{ij}$, following the notation developed in Section III, is the matrix collecting the entries of the tensor $\delta_{\beta\alpha}\delta_{\alpha_1\alpha_2}$ by the conversion $i \equiv \beta$ and $j \leftrightarrow \alpha\alpha_1\alpha_2$ according to

$$\mathbf{I}_{(0,2)} = \begin{pmatrix} 1 & 0 & 0 & 0 & 1 & 0 & 0 & 0 & 1 & 0 & 0 & 0 & 0 & 0 & 0 & 0 & 0 & 0 & 0 & 0 & 0 & 0 & 0 & 0 \\ 0 & 0 & 0 & 0 & 0 & 0 & 0 & 0 & 0 & 1 & 0 & 0 & 0 & 1 & 0 & 0 & 0 & 1 & 0 & 0 & 0 & 0 & 0 & 0 \\ 0 & 0 & 0 & 0 & 0 & 0 & 0 & 0 & 0 & 0 & 0 & 0 & 0 & 0 & 0 & 0 & 0 & 1 & 0 & 0 & 0 & 1 & 0 & 0 & 0 & 1 \end{pmatrix}$$

Considering eq. (154), the force on the sphere eq. (152) reads

$$\mathbf{F} = \mathbf{F}^{[\infty]} \left(I + \mathbf{X}_{(0,0)} + \frac{R_p^2}{6(1+2\hat{\lambda})} \mathbf{I}_{(0,2)} \mathbf{X}_{(2,0)} \right) + O\left(\frac{R_p}{h}\right)^5 \quad (156)$$

By eq. (150) and by the dimensional analysis of the entries of the $[N]$ -matrix see eq. (A12)

$$\begin{aligned} \mathbf{X}_{(0,0)} = & \mathbf{N}_{(0,0)} + \mathbf{N}_{(0,0)}^2 + \mathbf{N}_{(0,1)} \mathbf{N}_{(1,0)} + \frac{1}{2} \mathbf{N}_{(0,2)} \mathbf{N}_{(2,0)} + \mathbf{N}_{(0,0)}^3 + \\ & \mathbf{N}_{(0,0)} \mathbf{N}_{(0,1)} \mathbf{N}_{(1,0)} + \mathbf{N}_{(0,1)} \mathbf{N}_{(1,0)} \mathbf{N}_{(0,0)} + \mathbf{N}_{(0,0)}^4 + O\left(\frac{R_p}{h}\right)^5 \end{aligned} \quad (157)$$

and

$$\mathbf{X}_{(2,0)} = \mathbf{N}_{(2,0)} + \mathbf{N}_{(2,0)} \mathbf{N}_{(0,0)} + O\left(\frac{R_p}{h}\right)^5 \quad (158)$$

Eqs. (156)-(158), can be equivalently written as

$$\begin{aligned} \mathbf{F} = \mathbf{F}^{[\infty]} \left((I - \mathbf{N}_{(0,0)})^{-1} + \mathbf{N}_{(0,1)} \mathbf{N}_{(1,0)} + \frac{1}{2} \mathbf{N}_{(0,2)} \mathbf{N}_{(2,0)} + \mathbf{N}_{(0,0)} \mathbf{N}_{(0,1)} \mathbf{N}_{(1,0)} + \right. \\ \left. \mathbf{N}_{(0,1)} \mathbf{N}_{(1,0)} \mathbf{N}_{(0,0)} + \frac{R_p^2}{6(1+2\hat{\lambda})} \mathbf{I}_{(0,2)} (\mathbf{N}_{(2,0)} + \mathbf{N}_{(2,0)} \mathbf{N}_{(0,0)}) \right) + O\left(\frac{R_p}{h}\right)^5 \end{aligned} \quad (159)$$

where

$$(I - \mathbf{N}_{(0,0)})^{-1} = \begin{pmatrix} \frac{1}{1-N_{1,1}} & 0 & 0 \\ 0 & \frac{1}{1-N_{1,1}} & 0 \\ 0 & 0 & \frac{1}{1-N_{3,3}} \end{pmatrix} \quad (160)$$

with $N_{1,1}$ and $N_{3,3}$ reported in eq. (147). Finally, using the entries of the matrix $\mathbf{N}_{(0,1)}$, $\mathbf{N}_{(1,0)}$, $\mathbf{N}_{(0,2)}$, $\mathbf{N}_{(2,0)}$, we obtain

$$\begin{aligned} \mathbf{F} = \mathbf{F}^{[\infty]} \left[\left(\begin{pmatrix} \frac{1}{1-N_{1,1}} & 0 & 0 \\ 0 & \frac{1}{1-N_{1,1}} & 0 \\ 0 & 0 & \frac{1}{1-N_{3,3}} \end{pmatrix} - \begin{pmatrix} \frac{R_p^3}{16h^3(1+3\hat{\lambda})} & 0 & 0 \\ 0 & \frac{R_p^3}{16h^3(1+3\hat{\lambda})} & 0 \\ 0 & 0 & \frac{R_p^3}{4h^3(1+3\hat{\lambda})} \end{pmatrix} \right) \right. \\ \left. + \begin{pmatrix} \frac{27R_p^4(1+7\hat{\lambda}+20\hat{\lambda}^2+20\hat{\lambda}^3)}{256h^4(1+3\hat{\lambda})^2(1+5\hat{\lambda})} & 0 & 0 \\ 0 & \frac{27R_p^4(1+7\hat{\lambda}+20\hat{\lambda}^2+20\hat{\lambda}^3)}{256h^4(1+3\hat{\lambda})^2(1+5\hat{\lambda})} & 0 \\ 0 & 0 & -\frac{9R_p^4(1+7\hat{\lambda}-80\hat{\lambda}^2-180\hat{\lambda}^3)}{256h^4(1+3\hat{\lambda})^2(1+5\hat{\lambda})} \end{pmatrix} \right] + O\left(\frac{R_p}{h}\right)^5 \end{aligned} \quad (161)$$

After some algebra, the latter expression can be simplified as

$$\mathbf{F} = \mathbf{F}^{[\infty]} \begin{pmatrix} \frac{1}{1 - \beta_{\parallel}} & 0 & 0 \\ 0 & \frac{1}{1 - \beta_{\parallel}} & 0 \\ 0 & 0 & \frac{1}{1 - \beta_{\perp}} \end{pmatrix} + O\left(\frac{R_p}{h}\right)^5 \quad (162)$$

where

$$\beta_{\parallel} = \frac{9R_p}{16h} \left(\frac{1 + 2\hat{\lambda}}{1 + 3\hat{\lambda}} \right) - \frac{R_p^3}{8h^3(1 + 3\hat{\lambda})} + \frac{45R_p^4}{256h^4} \left(\frac{(1 + 2\hat{\lambda})^2}{(1 + 3\hat{\lambda})(1 + 5\hat{\lambda})} \right) \quad (163)$$

and

$$\beta_{\perp} = \frac{9R_p}{8h} \left(\frac{1 + 2\hat{\lambda}}{1 + 3\hat{\lambda}} \right) - \frac{R_p^3}{2h^3(1 + 3\hat{\lambda})} + \frac{135R_p^4}{256h^4} \left(\frac{(1 + 2\hat{\lambda})^2}{(1 + 3\hat{\lambda})(1 + 5\hat{\lambda})} \right) \quad (164)$$

For $\hat{\lambda} = 0$ (i.e. in the no-slip case), existing literature results can be recovered. In fact, the force on a sphere translating perpendicularly to the plane wall is in perfect agreement with the Taylor series expansion of the exact solution obtained by [5]

$$\frac{F_{\perp}}{6\pi\mu R_p U} = 1 + \frac{9R_p}{8h} + \frac{81R_p^2}{64h^2} + \frac{473R_p^3}{512h^3} + \frac{4113R_p^4}{4096h^4} + O\left(\frac{R_p}{h}\right)^5 \quad (165)$$

and β_{\parallel} reduces to the same expression obtained by Faxén [see 23, p. 327].

As expected by the dimensional analysis performed in Section VI, by using the approximate Brenner's relation (109), only the first term $O(R_p/h)$ on the r.h.s of eqs. (163) and (164) are correctly obtained, while by using the Swan and Brady approximations eqs. (141) also the second term $O(R_p/h)^3$ is correctly evaluated, but the third $O(R_p/h)^4$ term is erroneously vanishing. Figs. 4 and 5 depict the results obtained in eqs. (162)-(164) and by the approximated relations developed in Section VIA and VIB compared to the exact results (such as those deriving by solving the [21] equations) and to Finite Element Method (FEM) simulations (in the cases the exact results are not available in the literature). From the visual inspection of Figs. 4 and 5, it readily follows that eq. (162) provides an accurate representation of the force on a spherical body valid for gaps $\delta = (h - R_p) \gtrsim R_p$ or even smaller, if one considers all the terms for β_{\parallel} and β_{\perp} entering eqs. (163) and (164). Further improvements of the expansion, taking into account higher order Faxén operators, could increase the range of validity of the theoretical expressions to smaller gap values.

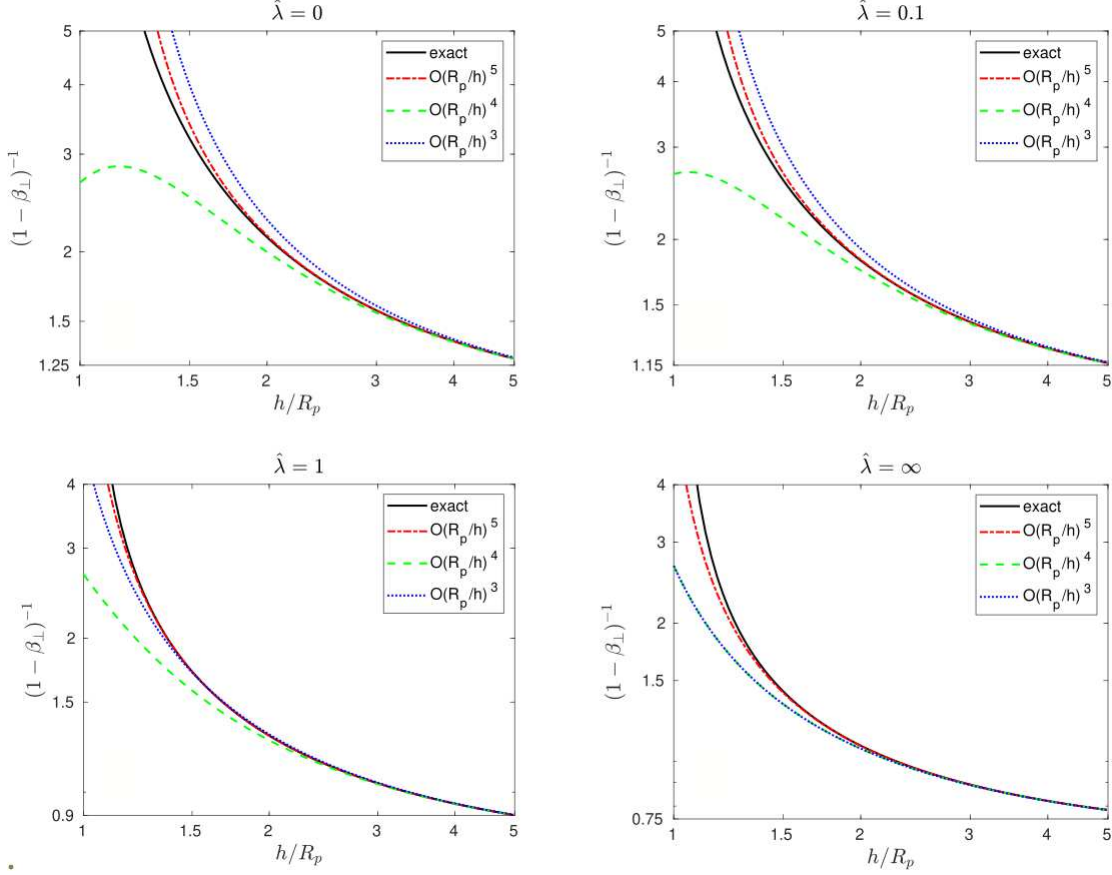


FIG. 4. Dimensionless force on a spherical body translating perpendicularly to a planar wall for different slip lengths on the surface of the sphere. Solid black lines represent exact results obtained by solving the equations provided by [21], red dashed-dotted lines depict eq. (162) taking into account all the terms, green dashed lines represent eq. (162) where the term $O(R_p/h)^4$ are neglected (corresponding to the approximated relation eq. (141)), and blue dotted lines represent eq. (162) where the terms $O(R_p/h)^3$ are neglected (corresponding to the approximated relation eq. (109)). For complete slip ($\hat{\lambda} = \infty$), blue dotted and green dashed lines are practically coincident.

B. Torque on a translating sphere near a plane wall

The torque on a translating sphere near the plane wall can be evaluated by using eq. (96) with $K = 3$ considering that $\mathbf{T}^{[\infty]} = 0$ and $\mathbf{M}_{(1)} = \mathbf{M}_{(3)} = 0$, thus

$$\mathbf{T} = [M_{(0:3)}]^t [Y_{(0:3)}] + O\left(\frac{R_p}{h}\right)^5 = \mathbf{M}_{(0)}^t \mathbf{Y}_{(0)} + \mathbf{M}_{(2)}^t \mathbf{Y}_{(2)} + O\left(\frac{R_p}{h}\right)^5 \quad (166)$$

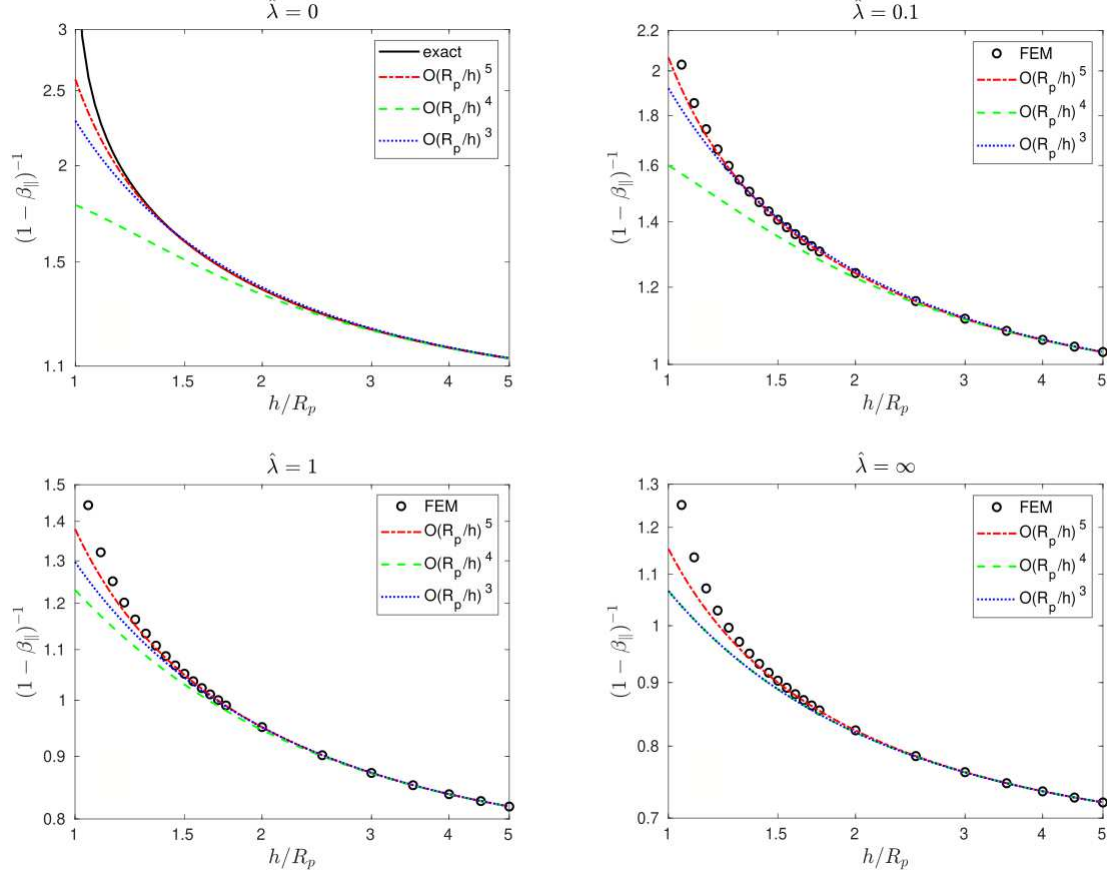


FIG. 5. Dimensionless force on a spherical body translating parallel to a plane wall for different slip lengths on the surface of the sphere. The solid black line represents the exact no-slip result obtained by solving the equations provided by [39], black circles are the results of FEM simulations, red dashed-dotted lines depict eq. (162) taking into account all the terms, green dashed lines represent eq. (162) where the term $O(R_p/h)^4$ are neglected (corresponding to the approximated relation eq. (141)), and blue dotted lines represent eq. (162) where the term $O(R_p/h)^3$ are neglected (corresponding to the approximated relation eq. (109)). For complete slip ($\hat{\lambda} = \infty$), blue and green dashed lines are practically coincident.

where $\mathbf{M}_{(0)}$ and $\mathbf{M}_{(2)}$ are given by eqs. (151) and (154), and

$$\mathbf{Y}_{(m)} = \mathbf{L}_{(m)} + [N_{(m,0:3)}] \sum_{k=0}^{\infty} [N_{(0:3,0:3)}]^k [\mathbf{L}_{(0:3)}], \quad m = 0, 1, 2, 3 \quad (167)$$

Truncating $\mathbf{Y}_{(0)}$ and $\mathbf{Y}_{(2)}$ up to the order $O(R_p/h)^5$, we have

$$\begin{aligned} \mathbf{Y}_{(0)} = & \mathbf{L}_{(0)} + \mathbf{N}_{(0,0)}\mathbf{L}_{(0)} + \mathbf{N}_{(0,0)}^2\mathbf{L}_{(0)} + \mathbf{N}_{(0,1)}\mathbf{L}_{(1)} + \frac{1}{2}\mathbf{N}_{(0,2)}\mathbf{L}_{(2)} + \\ & \mathbf{N}_{(0,0)}\mathbf{N}_{(0,1)}\mathbf{L}_{(1)} + \mathbf{N}_{(0,1)}\mathbf{N}_{(1,0)}\mathbf{L}_{(0)} + O\left(\frac{R_p}{h}\right)^5 \end{aligned} \quad (168)$$

and

$$\mathbf{Y}_{(2)} = \mathbf{L}_{(2)} + \mathbf{N}_{(2,0)}\mathbf{L}_{(0)} + O\left(\frac{R_p}{h}\right)^5 \quad (169)$$

Analogously to the expression for the force eq. (159)

$$\begin{aligned} \mathbf{T} = -\mathbf{F}^{[\infty]} \left((I - \mathbf{N}_{(0,0)})^{-1}\mathbf{L}_{(0)} + \mathbf{N}_{(0,1)}\mathbf{L}_{(1)} + \frac{1}{2}\mathbf{N}_{(0,2)}\mathbf{L}_{(2)} + \mathbf{N}_{(0,0)}\mathbf{N}_{(0,1)}\mathbf{L}_{(1)} + \right. \\ \left. \mathbf{N}_{(0,1)}\mathbf{N}_{(1,0)}\mathbf{L}_{(0)} + \frac{R_p^2}{6(1+2\hat{\lambda})}\mathbf{I}_{(0,2)}(\mathbf{L}_{(2)} + \mathbf{N}_{(2,0)}\mathbf{L}_{(0)}) \right) + O\left(\frac{R_p}{h}\right)^5 \end{aligned} \quad (170)$$

However, the leading order neglected in eq. (170) is smaller than that estimated for the forces, because, for the symmetries of the sphere, the first term in the 1-st order Faxén operator vanishes and $\mathbf{L}_{(m)} \sim O(R_p^2/h^{m+2})$ instead of $\mathbf{L}_{(m)} \sim O(R_p^2/h^{m+1})$ in the general case. After some algebra one obtains

$$\mathbf{T} = R_p \mathbf{F}^{[\infty]} \begin{pmatrix} 0 & -\gamma & 0 \\ \gamma & 0 & 0 \\ 0 & 0 & 0 \end{pmatrix} + O\left(\frac{R_p}{h}\right)^6 \quad (171)$$

or, by eq. (151),

$$\mathbf{T} = -6\pi\mu R_p^2 \left(\frac{1+2\hat{\lambda}}{1+3\hat{\lambda}} \right) \mathbf{U} \begin{pmatrix} 0 & -\gamma & 0 \\ \gamma & 0 & 0 \\ 0 & 0 & 0 \end{pmatrix} + O\left(\frac{R_p}{h}\right)^6 \quad (172)$$

where

$$\gamma = \frac{1}{8} \left(\frac{R_p}{h} \right)^4 \left(\frac{1}{(1+2\hat{\lambda})(1+3\hat{\lambda})} - \frac{3}{8} \left(\frac{R_p}{h} \right) \frac{(1+5\hat{\lambda}+15\hat{\lambda}^2)}{(1+3\hat{\lambda})^2(1+5\hat{\lambda})} \right) \quad (173)$$

As expected from the dimensional analysis performed in Section VIA eq. (110), the Brenner's approximation cannot predict the leading order term $O(R_p/h)^4$ as in eqs. (171)-(173). In fact, since the coupling matrix \mathbf{C} of a sphere in the unbounded fluid is vanishing, the torque on a translating sphere near a plane would vanishing according to this approximation. Using the approximation eq. (142) it is possible to obtain correctly the leading order term $O(R_p/h)^4$ in eq. (173), but not the term $O(R_p/h)^5$.

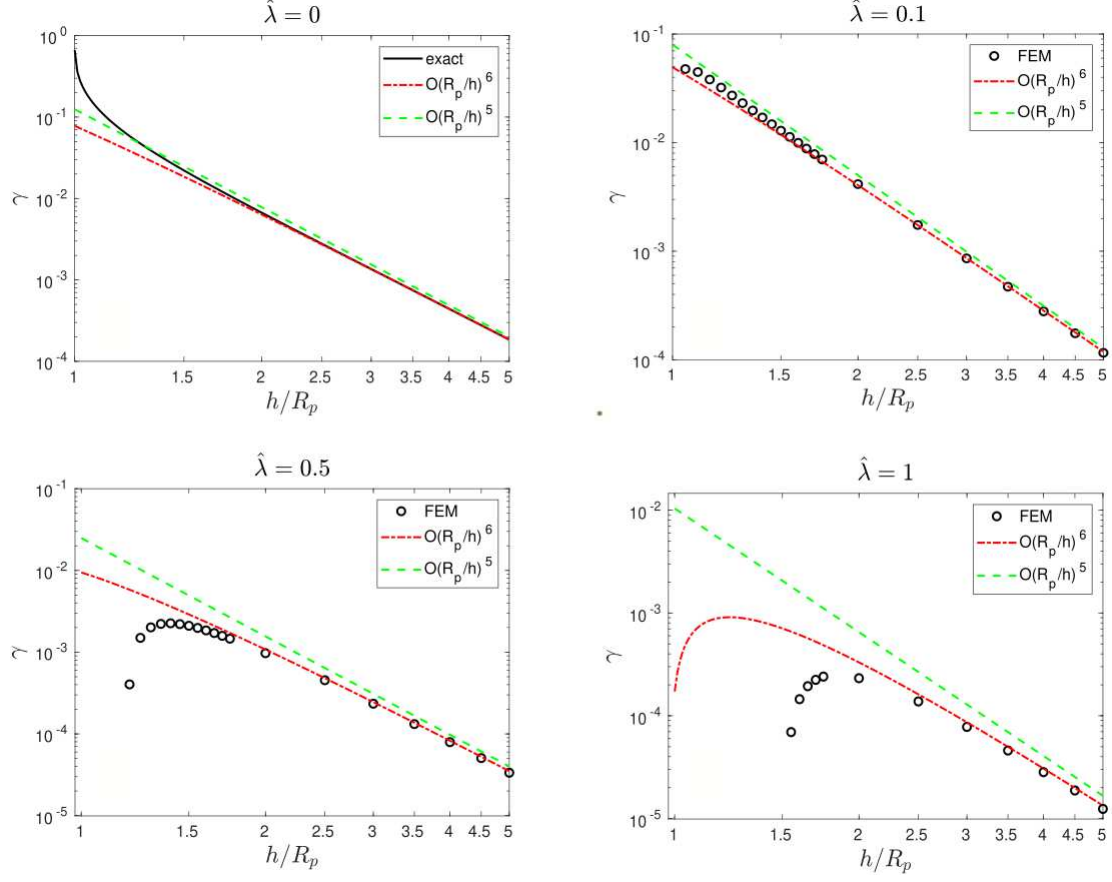


FIG. 6. Dimensionless torque on a spherical body translating parallel to a plane wall for different slip lengths on the surface of the sphere. The solid black line represents the exact no-slip result obtained by solving the equations by [39], black circles are the results of FEM simulations, red dashed-dotted lines correspond to eq. (173) taking into account all the terms, and green dashed lines to eq. (173) neglecting the term $O(R_p/h)^5$, corresponding to the approximated eq. (110).

The results obtained by eq. (173) truncated to the orders $O(R_p/h)^4$ and $O(R_p/h)^5$ are compared in Fig. 6 with the exact solutions provided by [39] for no-slip boundary conditions assumed on the surface of the sphere and with FEM simulations performed for $\hat{\lambda} = 0.1, 0.5, 1$.

C. Torque and force on a rotating sphere near a plane wall

The torque on a rotating sphere with angular velocity $\boldsymbol{\omega}$ near a plane wall can be evaluated by using eq. (96) with $K = 4$ and $u_a(\mathbf{x}) = -\varepsilon_{abc}\omega_b(\mathbf{x} - \boldsymbol{\xi})_c$ as ambient flow. In such ambient

flow, $\mathbf{M}_{(2m)} = 0$ ($m = 0, 1, 2, \dots$) due to spherical symmetry, and thus

$$\begin{aligned}\mathbf{T} &= \mathbf{T}^{[\infty]} + [M_{(0:4)}]^t [Y_{(0:4)}] + O\left(\frac{R_p}{h}\right)^6 \\ &= \mathbf{T}^{[\infty]} + \mathbf{M}_{(1)}^t \mathbf{Y}_{(1)} + \mathbf{M}_{(3)}^t \mathbf{Y}_{(3)} + O\left(\frac{R_p}{h}\right)^6\end{aligned}\quad (174)$$

The entries of the vector $\mathbf{M}_{(1)}$ are given by the vectorization of the tensor

$$M_{\alpha\alpha_1}(\boldsymbol{\xi}) = -8\pi\mu \mathcal{F}_{\beta'\alpha\alpha_1} \varepsilon_{\beta'\gamma'\delta'} \omega_{\gamma'}(\boldsymbol{\xi}' - \boldsymbol{\xi})_{\delta'} \Big|_{\boldsymbol{\xi}'=\boldsymbol{\xi}} \quad (175)$$

After some algebra, using the Faxén operator $\mathcal{F}_{\beta'\alpha\alpha_1}$ reported in Appendix C,

$$M_{\alpha\alpha_1}(\boldsymbol{\xi}) = \frac{\varepsilon_{\gamma\alpha\alpha_1} T_\gamma^{[\infty]}}{2} \quad (176)$$

where

$$T_\gamma^{[\infty]} = -\frac{8\pi\mu R_p^3 \omega_\gamma}{1 + 3\hat{\lambda}} \quad (177)$$

Following the notation developed in Section IV, eq. (176) reads

$$\mathbf{M}_{(1)} = \frac{\mathbf{T}^{[\infty]} \boldsymbol{\varepsilon}}{2} \quad (178)$$

where $\boldsymbol{\varepsilon}$ is defined in eq. (82).

By eq. (167), enforcing the scaling error analysis addressed above, we have

$$\begin{aligned}\mathbf{Y}_{(1)} &= \mathbf{L}_{(1)} + \mathbf{N}_{(1,0)} \mathbf{L}_{(0)} + \mathbf{N}_{(1,1)} \mathbf{L}_{(1)} + \frac{1}{2} \mathbf{N}_{(1,2)} \mathbf{L}_{(2)} + \mathbf{N}_{(1,0)} \mathbf{N}_{(0,0)} \mathbf{L}_{(0)} + \mathbf{N}_{(1,1)} \mathbf{N}_{(1,0)} \mathbf{L}_{(0)} + \\ &+ \mathbf{N}_{(1,1)} \mathbf{N}_{(1,0)} \mathbf{L}_{(0)} + \mathbf{N}_{(1,0)} \mathbf{N}_{(0,1)} \mathbf{L}_{(1)} + \mathbf{N}_{(1,0)} \mathbf{N}_{(0,0)} \mathbf{N}_{(0,0)} \mathbf{L}_{(0)} + O\left(\frac{R_p}{h}\right)^6\end{aligned}\quad (179)$$

Hence, eq. (174) reads

$$\begin{aligned}\mathbf{T} &= \mathbf{T}^{[\infty]} + \frac{\mathbf{T}^{[\infty]} \boldsymbol{\varepsilon}}{2} \left(\mathbf{L}_{(1)} + \mathbf{N}_{(1,0)} \mathbf{L}_{(0)} + \mathbf{N}_{(1,1)} \mathbf{L}_{(1)} + \frac{1}{2} \mathbf{N}_{(1,2)} \mathbf{L}_{(2)} + \mathbf{N}_{(1,0)} \mathbf{N}_{(0,0)} \mathbf{L}_{(0)} + \right. \\ &+ \left. \mathbf{N}_{(1,1)} \mathbf{N}_{(1,0)} \mathbf{L}_{(0)} + \mathbf{N}_{(1,1)} \mathbf{N}_{(1,0)} \mathbf{L}_{(0)} + \mathbf{N}_{(1,0)} \mathbf{N}_{(0,1)} \mathbf{L}_{(1)} + \mathbf{N}_{(1,0)} \mathbf{N}_{(0,0)} \mathbf{N}_{(0,0)} \mathbf{L}_{(0)} \right) \\ &+ \mathbf{M}_{(3)}^t \mathbf{Y}_{(3)} + O\left(\frac{R_p}{h}\right)^6\end{aligned}\quad (180)$$

according to which, in order to obtain the expression for torque, the quantity $\mathbf{M}_{(3)}^t \mathbf{Y}_{(3)}$ should be estimated. The entries of the vector $\mathbf{M}_{(3)}^t$ are

$$M_{\alpha\alpha_1\alpha_2\alpha_3}(\boldsymbol{\xi}) = -8\pi\mu \mathcal{F}_{\beta'\alpha\alpha_1\alpha_2\alpha_3} \varepsilon_{\beta'\gamma'\delta'} \omega_{\gamma'}(\boldsymbol{\xi}' - \boldsymbol{\xi})_{\delta'} \Big|_{\boldsymbol{\xi}'=\boldsymbol{\xi}} \quad (181)$$

and they can be evaluated starting from the definition of the Faxén operators eq. (15), entailing the knowledge of the geometrical moments of a sphere with Navier-slip boundary conditions. As obtained in [45], if $\boldsymbol{\xi}$ is the center of the sphere, $m_{\beta\alpha\alpha_1\alpha_2\alpha_3}(\boldsymbol{\xi}, \boldsymbol{\xi}) = 0$ and

$$m_{\beta\beta_1\alpha\alpha_1\alpha_2\alpha_3}(\boldsymbol{\xi}, \boldsymbol{\xi}) = -\frac{R_p^5}{30(1+5\hat{\lambda})(1+3\hat{\lambda})} \left[\left(4 + 12\hat{\lambda} - 15\hat{\lambda}^2\right) \delta_{\alpha\beta} \eta_{\beta_1\alpha_1\alpha_2\alpha_3} + \left(1 + 3\hat{\lambda} + 15\hat{\lambda}^2\right) \delta_{\alpha\beta_1} \eta_{\beta\alpha_1\alpha_2\alpha_3} + 5\hat{\lambda}(1+3\hat{\lambda})(\delta_{\alpha\alpha_1} \eta_{\beta\beta_1\alpha_2\alpha_3} + \delta_{\alpha\alpha_2} \eta_{\beta\beta_1\alpha_1\alpha_3} + \delta_{\alpha\alpha_3} \eta_{\beta\beta_1\alpha_1\alpha_2}) \right] \quad (182)$$

with $\eta_{\alpha\beta\gamma\delta} = \delta_{\alpha\beta}\delta_{\gamma\delta} + \delta_{\alpha\delta}\delta_{\beta\gamma} + \delta_{\alpha\gamma}\delta_{\beta\delta}$. Therefore, since the ambient flow is linear, higher order moments do not contribute to $\mathbf{M}_{(3)}$ and thus

$$M_{\alpha\alpha_1\alpha_2\alpha_3}(\boldsymbol{\xi}) = -8\pi\mu \varepsilon_{\beta\gamma\delta} m_{\beta\delta\alpha\alpha_1\alpha_2\alpha_3}(\boldsymbol{\xi}, \boldsymbol{\xi}) \omega_\gamma \quad (183)$$

Substituting eq. (182) into eq. (183), we have

$$M_{\alpha\alpha_1\alpha_2\alpha_3}(\boldsymbol{\xi}) = \frac{R_p^2 T_\gamma^{[\infty]}}{10} (1 - 2\hat{\lambda}) (\varepsilon_{\gamma\alpha\alpha_1} \delta_{\alpha_2\alpha_3} + \varepsilon_{\gamma\alpha\alpha_2} \delta_{\alpha_1\alpha_3} + \varepsilon_{\gamma\alpha\alpha_3} \delta_{\alpha_1\alpha_2}) \quad (184)$$

As regards $\mathbf{Y}_{(3)}$, from eq. (167), performing the scaling error analysis discussed above, we obtain

$$\mathbf{Y}_{(3)} = \mathbf{L}_{(3)} + \mathbf{N}_{(3,0)} \mathbf{L}_{(0)} + O\left(\frac{R_p}{h}\right)^6 \quad (185)$$

hence, by definition of $\mathbf{L}_{(m)}$ eq. (81), the entries of $\mathbf{Y}_{(3)}$ are given by

$$Y_{\beta\alpha\alpha_1\alpha_2\alpha_3} = \varepsilon_{\beta\delta\delta_1} (N_{\alpha\alpha_1\alpha_2\alpha_3\delta\delta_1}(\boldsymbol{\xi}) + N_{\alpha\alpha_1\alpha_2\alpha_3\gamma}(\boldsymbol{\xi}) N_{\gamma\delta\delta_1}(\boldsymbol{\xi})) + O\left(\frac{R_p}{h}\right)^6 \quad (186)$$

Due to the harmonicity of the vorticity of Stokes flows and the reciprocal symmetry of the Green function $W_{\theta'\alpha}(\boldsymbol{\xi}', \boldsymbol{\xi}) = W_{\alpha\theta'}(\boldsymbol{\xi}, \boldsymbol{\xi}')$ [42]

$$\varepsilon_{\gamma\alpha\alpha_1} \delta_{\alpha_2\alpha_3} N_{\alpha\alpha_1\alpha_2\alpha_3\delta\delta_1}(\boldsymbol{\xi}) = \mathcal{F}_{\theta'\delta\delta_1} \Delta_\xi \varepsilon_{\gamma\alpha\alpha_1} \nabla_{\alpha_1} W_{\theta'\alpha}(\boldsymbol{\xi}', \boldsymbol{\xi}) \Big|_{\boldsymbol{\xi}'=\boldsymbol{\xi}} = 0 \quad (187)$$

Therefore, the entries of $\mathbf{M}_{(3)}^t \mathbf{Y}_{(3)}$ are vanishing

$$\varepsilon_{\beta\delta\delta_1} M_{\alpha\alpha_1\alpha_2\alpha_3}(\boldsymbol{\xi}) (N_{\alpha\alpha_1\alpha_2\alpha_3\delta\delta_1}(\boldsymbol{\xi}) + N_{\alpha\alpha_1\alpha_2\alpha_3\gamma}(\boldsymbol{\xi}) N_{\gamma\delta\delta_1}(\boldsymbol{\xi})) = 0 \quad (188)$$

and eq. (180) becomes

$$\begin{aligned} \mathbf{T} = \mathbf{T}^{[\infty]} + \frac{\mathbf{T}^{[\infty]} \boldsymbol{\varepsilon}}{2} & \left(\mathbf{L}_{(1)} + \mathbf{N}_{(1,0)} \mathbf{L}_{(0)} + \mathbf{N}_{(1,1)} \mathbf{L}_{(1)} + \frac{1}{2} \mathbf{N}_{(1,2)} \mathbf{L}_{(2)} + \mathbf{N}_{(1,0)} \mathbf{N}_{(0,0)} \mathbf{L}_{(0)} + \right. \\ & \left. + \mathbf{N}_{(1,1)} \mathbf{N}_{(1,0)} \mathbf{L}_{(0)} + \mathbf{N}_{(1,1)} \mathbf{N}_{(1,0)} \mathbf{L}_{(0)} + \mathbf{N}_{(1,0)} \mathbf{N}_{(0,1)} \mathbf{L}_{(1)} + \mathbf{N}_{(1,0)} \mathbf{N}_{(0,0)} \mathbf{N}_{(0,0)} \mathbf{L}_{(0)} \right) + O\left(\frac{R_p}{h}\right)^6 \end{aligned} \quad (189)$$

Substituting the entries of the $[N]$ -matrix evaluated and explicitly reported in the supplementary materials, $\mathbf{L}_{(1)}$ is the only term within the parenthesis in eq. (189) contributing to the torque on the sphere. Therefore, eq. (189) attains the simpler form

$$\mathbf{T} = \mathbf{T}^{[\infty]} + \frac{\mathbf{T}^{[\infty]} \boldsymbol{\varepsilon} \mathbf{L}_{(1)}}{2} + O\left(\frac{R_p}{h}\right)^6 \quad (190)$$

that can be explicitly expressed as

$$\mathbf{T} = \mathbf{T}^{[\infty]} \begin{pmatrix} 1 + \nu_{\parallel} & 0 & 0 \\ 0 & 1 + \nu_{\parallel} & 0 \\ 0 & 0 & 1 + \nu_{\perp} \end{pmatrix} + O\left(\frac{R_p}{h}\right)^6 \quad (191)$$

where

$$\nu_{\parallel} = \frac{15R_p^3}{16h^3} \left(\frac{1}{1 + 3\hat{\lambda}} \right) \quad (192)$$

and

$$\nu_{\perp} = \frac{R_p^3}{8h^3} \left(\frac{1}{1 + 3\hat{\lambda}} \right) \quad (193)$$

The result expressed by eq. (191) can be obtained by applying the extended Swan and Brady approximation eq. (144). The graph of eq. (191) is depicted in Figs. 7 and 8, compared with the exact expressions for a sphere with no slip boundary conditions provided by [31] and [15] and with FEM simulations for $\hat{\lambda} = 0.1, 0.5, 1$.

The force acting on a rotating sphere near a plane wall can be deduced from eq. (95) with $K = 4$ using the same procedure developed above, by further considering that $\mathbf{F}^{(\infty)} = 0$, hence

$$\begin{aligned} \mathbf{F} &= [M_{(0:4)}]^t [X_{(0:4,0)}] + O\left(\frac{R_p}{h}\right)^6 \\ &= \mathbf{M}_{(1)}^t \mathbf{X}_{(1,0)} + \mathbf{M}_{(3)}^t \mathbf{X}_{(3,0)} + O\left(\frac{R_p}{h}\right)^6 \end{aligned} \quad (194)$$

where $\mathbf{M}_{(1)}$ and $\mathbf{M}_{(3)}$ are provided in eqs. (178) and (183), while $\mathbf{X}_{(1,0)}$ and $\mathbf{X}_{(3,0)}$ are defined by eq. (150).

The same result admits a more straightforward derivation by considering the linearity between \mathbf{F} and $\boldsymbol{\omega}$ expressed by the coupling matrix $\bar{\mathbf{C}}$

$$\mathbf{F} = -\bar{\mathbf{C}} \boldsymbol{\omega} + O\left(\frac{R_p}{h}\right)^6 \quad (195)$$

Enforcing the symmetry of the grand-resistance matrix (see [43] Appendix A for the case of a body in a confined fluid considering Navier-slip boundary conditions), we have

$$\bar{\mathbf{C}} = \bar{\mathbf{D}}^t \quad (196)$$

where $\bar{\mathbf{D}}$ is the coupling matrix entering the expression $\mathbf{T} = -\mathbf{U} \bar{\mathbf{D}}$ in eq. (172). Therefore

$$\mathbf{F} = -6\pi\mu R_p^2 \left(\frac{1+2\hat{\lambda}}{1+3\hat{\lambda}} \right) \boldsymbol{\omega} \begin{pmatrix} 0 & \gamma & 0 \\ -\gamma & 0 & 0 \\ 0 & 0 & 0 \end{pmatrix} + O\left(\frac{R_p}{h}\right)^6 \quad (197)$$

where γ is given in eq. (173). Analogously to eq. (171)

$$\mathbf{F} = \frac{\mathbf{T}^{[\infty]}}{R_p} \begin{pmatrix} 0 & \delta & 0 \\ -\delta & 0 & 0 \\ 0 & 0 & 0 \end{pmatrix} + O\left(\frac{R_p}{h}\right)^6 \quad (198)$$

where

$$\delta = (1+2\hat{\lambda}) \frac{3\gamma}{4} \quad (199)$$

VIII. CONCLUSIONS

The aim of this article is to provide useful mathematical-physical tools for studying the hydromechanics of bodies in confined fluids in its general setting.

By decomposing the hydrodynamics of a body in a confined Stokes fluid into two simpler problems, separately related to the body in the unbounded fluid, and to the confinement in the absence of the body, the method developed in this article allows us to overcome the typical difficulties arising from the intrinsic complexity of the geometries of such systems.

Two main significant advantages emerge straightforwardly from this decomposition, mainly represented by the mathematical factorizations in eqs. (64) and (83): i) the decomposition provides a simpler and more systematic analysis of the problems concerning the hydrodynamics of bodies in confined fluids, without requiring special symmetries (apart from those related to the primary geometrical elements: the body and the confinement), as shown in the archetypal example of a sphere near a plane wall reported in Section VII, where the hydrodynamic resistance is derived without enforcing any special symmetry of

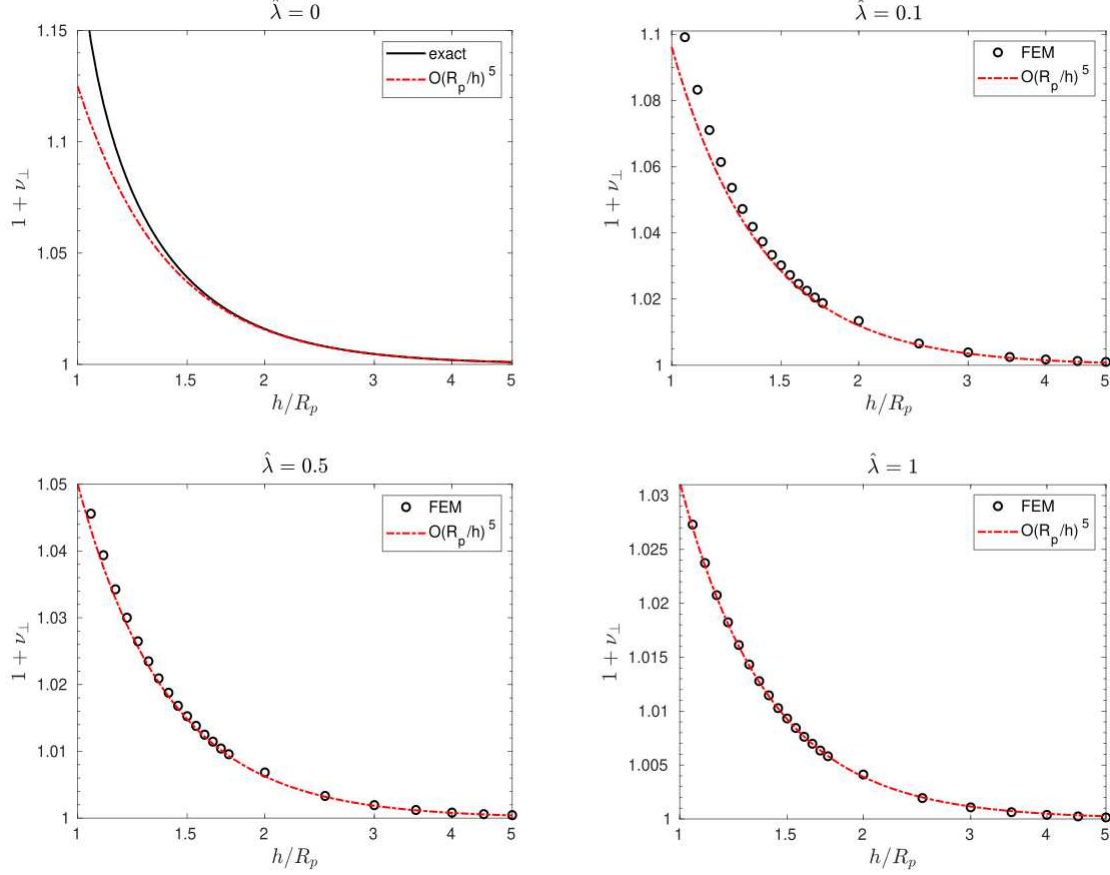


FIG. 7. Dimensionless torque on a spherical body rotating with angular velocity perpendicular to a plane wall for different slip lengths on the surface of the sphere. The solid black line represents the exact no-slip result obtained by solving the equations provided by [15], black circles are the results of FEM simulations, red dashed-dotted lines represent eq. (191) which, in the present case, is equivalent to eq. (144).

the system (the axialsimmetry in the present case); ii) the decomposition may represent the theoretical starting point in the development of new numerical methods. Specifically, it is possible to collect a widely enough system of Faxén operators for bodies (estimating the geometrical moments using classical numerical methods) and of multipole fields for the confinements (solely the value of the regular part at the pole is necessary) to obtain, by combining them, a large number of solutions of hydromechanics problems related to bodies suspended in confined fluids. In this way, it is possible to reduce significantly either the computational cost or the amount of collected data necessary for the numerical solution of the hydromechanic problem.

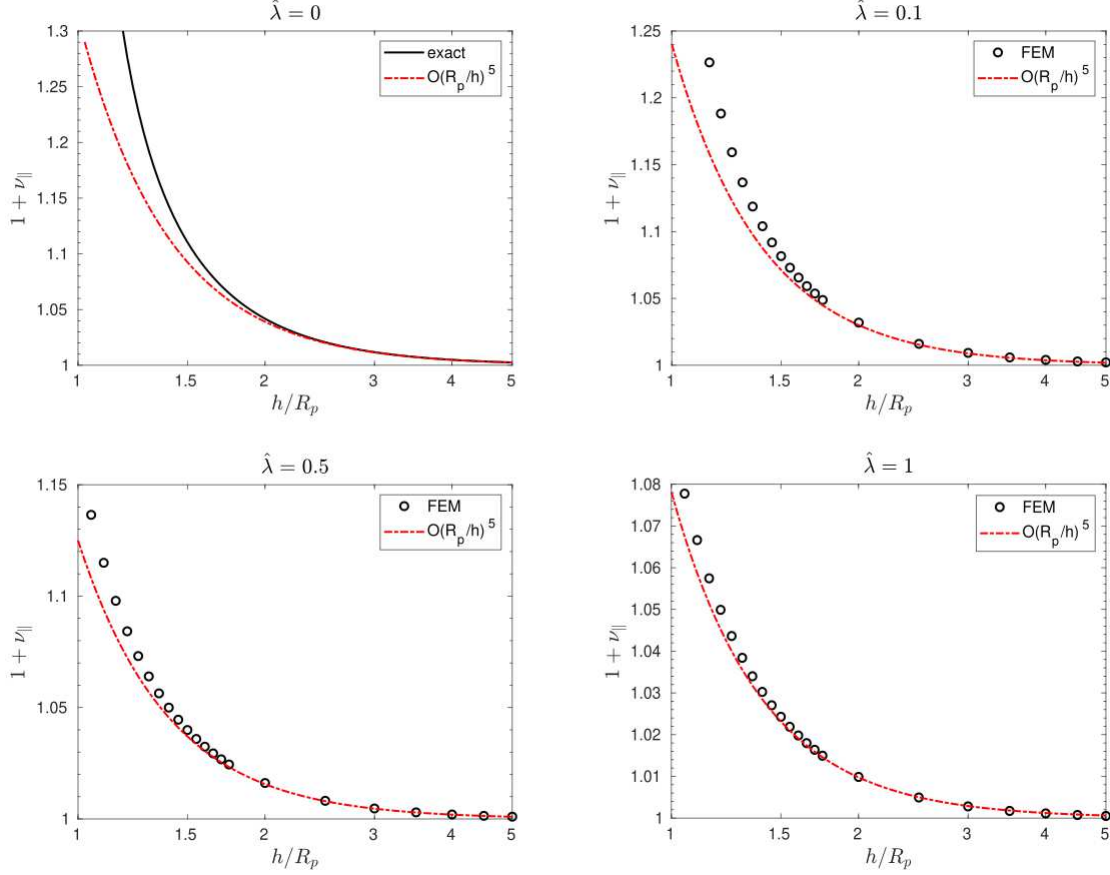


FIG. 8. Dimensionless torque on a spherical body rotating with angular velocity parallel to a plane wall for different slip lengths on the sphere. The solid black line represents the exact no-slip result obtained by solving the equations provided by [15], black circles are the results of FEM simulations, red dashed-dotted lines represent eq. (191) which, in the present case, is equivalent to eq. (144).

Another non-secondary advantage provided by the explicit expressions obtained in this article is that the result found do not depend on the specific boundary conditions chosen, provided they are linear and satisfy BC-reciprocity. This can be helpful in dealing with complex combinations of boundary conditions, such as in systems involving Janus particles or stick-slip surfaces. Furthermore, by this approach, it is possible, as addressed in Sections VIA and VIB, to extend and generalize the classical approximated expressions for the grand-resistance matrix of bodies with no-slip boundary conditions in confined fluids to the more general case of arbitrary linear reciprocal boundary conditions.

Obviously, the infinite matrices entering the exact solution eqs. (64) and (83), should be necessarily truncated/approximated in all the practical calculations, leading to unavoidable

truncation errors that have been thoroughly analyzed and estimated in Section VI. However, as addressed in Section VII for the case of a sphere translating and rotating near a plane wall, accurate results can be achieved, even for gaps smaller than the characteristic length of the body, by considering Faxén operators up to the second order.

Unfortunately, as shown in Appendix A, although the convergence of the reflection method is ensured for gaps $\delta \gtrsim 1.65 \ell_b$, the reflection method could fail in describing hydrodynamic problems in the lubrication limit for vanishing gaps $\delta \rightarrow 0$. It would be interesting, to test further the range of validity of the reflection method by identifying the exact critical gap starting from which the reflection method diverge in prototype system (such as a sphere near a plane).

Explicit expressions provided in this work are an invaluable tool to achieve this aim, since they allow to compute even higher order terms entering the characteristic expressions of the reflection method. A possible approach to overcome the reflection method limit, related to the convergence in the small gap limit, is to construct the total solutions by matching the reflection solution with the lubrication solution, applying matching methods [see, for example, 32, 51].

In any case, the detailed description of the hydrodynamics of two surfaces getting in touch, for which many questions are still open [43], is very complex and would require to complement the hydrodynamic description with other microscopic factors (such as the accurate estimate of the slip-length or the inclusion of Casimir [34] and electrostatic effects), and this goes beyond the mere lubrication analysis.

Appendix A: Analysis of series convergence

In this Appendix the convergence of the series introduced in Sections III and IV is investigated.

To begin with, let us consider the convergence of the series eq. (30) yielding the first two terms $\mathbf{v}^{[1]}(\mathbf{x}) + \mathbf{v}^{[2]}(\mathbf{x})$ in the the reflection formula (21). Eq. (30) can be compactly expressed in matrix form as

$$\mathbf{v}^{[1]}(\mathbf{x}) + \mathbf{v}^{[2]}(\mathbf{x}) = \frac{[M]^t[G]}{8\pi\mu} \quad (\text{A1})$$

It is easy to verify that the row by column multiplication $[M]^t[G]$ corresponds to the sum

of products between the elements $\mathbf{M}_{(m)}$ and $\mathbf{G}_{(m)}$, i.e.,

$$[M]^t[G] = \sum_m^{\infty} \frac{(\mathbf{M}_{(m)})^t \mathbf{G}_{(m)}}{m!} \quad (\text{A2})$$

and using the Cauchy–Schwarz inequality we have

$$|[M]^t[G]| = \left| \sum_m^{\infty} \frac{(\mathbf{M}_{(m)})^t \mathbf{G}_{(m)}}{m!} \right| \leq \sum_m^{\infty} \frac{|(\mathbf{M}_{(m)})^t \mathbf{G}_{(m)}|}{m!} \leq \sum_m^{\infty} \frac{\|\mathbf{M}_{(m)}\| \|\mathbf{G}_{(m)}\|}{m!} \quad (\text{A3})$$

where $\|\cdot\|$ represents the norm of a matrix.

In order to obtain an upper bound for the rightmost term in eq. (A3), an estimate for the norms $\|\mathbf{M}_{(m)}\|$ and $\|\mathbf{G}_{(m)}\|$ is required. According to the reflection procedure followed in Section III, the moments $M_{\alpha\alpha_m}(\boldsymbol{\xi})$ refer to a body with characteristic length ℓ_b , immersed in a unbounded ambient flow $\mathbf{u}(\mathbf{x})$, with characteristic velocity U_c . Therefore, by dimensional analysis, the force field distribution $\boldsymbol{\psi}(\mathbf{x})$, matching the boundary conditions according to eq. (11), and the position vector $(\mathbf{x} - \boldsymbol{\xi})$ can be normalized as follows

$$(\hat{\mathbf{x}} - \hat{\boldsymbol{\xi}}) = \frac{(\mathbf{x} - \boldsymbol{\xi})}{\ell_b}, \quad \hat{\boldsymbol{\psi}}(\mathbf{x}) = \frac{\boldsymbol{\psi}(\mathbf{x})}{\frac{\mu U_c}{\ell_b^2}} \quad (\text{A4})$$

By definition of the moments eq. (12), the entries of the moments can be normalized by

$$\widehat{M}_{\alpha\alpha_m}(\boldsymbol{\xi}) = \frac{M_{\alpha\alpha_m}(\boldsymbol{\xi})}{\mu U_c \ell_b^{m+1}} \quad (\text{A5})$$

so that $\widehat{M}_{\alpha\alpha_m}(\boldsymbol{\xi}) \sim O(1)$, and we can define the characteristic velocity U_c such that $|\widehat{M}_{\alpha\alpha_m}(\boldsymbol{\xi})| \leq 1$, strictly. Therefore, if $\widehat{\mathbf{M}}_{(m)}$ is the $(m+1)$ -dimensional vector with $\widehat{M}_{\alpha\alpha_m}(\boldsymbol{\xi})$ as its entries, we have

$$\|\mathbf{M}_{(m)}\| = \|\widehat{\mathbf{M}}_{(m)}\| \mu U_c \ell_b^{m+1} \leq 3^{\frac{m+1}{2}} \mu U_c \ell_b^{m+1} \quad (\text{A6})$$

On the other hand, since the leading term in the Green function derivatives eq. (9), is the derivative of the Stokeslet, we can normalize the entries of the m -th order derivative of the Green function evaluated at the field point by a characteristic distance ℓ_f between the body and the field point as

$$\widehat{\nabla}_{\alpha_m} \widehat{G}_{a\alpha}(\mathbf{x}, \boldsymbol{\xi}) = \ell_f^{m+1} \nabla_{\alpha_m} G_{a\alpha}(\mathbf{x}, \boldsymbol{\xi}) \quad (\text{A7})$$

with $\ell_f > \ell_b$ defined so that

$$\|\mathbf{G}_{(m)}\| = \frac{\|\widehat{\mathbf{G}}_{(m)}\|}{\ell_f^{m+1}} \leq \frac{3^{\frac{m+1}{2}}}{\ell_f^{m+1}} \quad (\text{A8})$$

$\widehat{\mathbf{G}}_{(m)}$ being the vector admitting $\widehat{\nabla}_{\alpha_m} \widehat{G}_{a\alpha}(\mathbf{x}, \boldsymbol{\xi})$ as its entries.

Therefore, since $\ell_f > \ell_b$, the velocity field $\mathbf{v}^{[1]}(\mathbf{x}) + \mathbf{v}^{[2]}(\mathbf{x})$ is bounded by

$$|\mathbf{v}^{[1]}(\mathbf{x}) + \mathbf{v}^{[2]}(\mathbf{x})| = \frac{|[M]^t[G]|}{8\pi\mu} \leq \frac{U_c}{8\pi} \sum_m \frac{3^{m+1}}{m!} \left(\frac{\ell_b^{m+1}}{\ell_f^{m+1}} \right) = \frac{U_c}{8\pi} \left(3 \frac{\ell_b}{\ell_f} \right) e^{\left(\frac{3\ell_b}{\ell_f} \right)} \quad (\text{A9})$$

Next, consider the velocity field $\mathbf{v}^{[3]}(\mathbf{x}) + \mathbf{v}^{[4]}(\mathbf{x})$, given in matrix form by eq. (58)

$$\mathbf{v}^{[3]}(\mathbf{x}) + \mathbf{v}^{[4]}(\mathbf{x}) = \frac{[M]^t[N][G]}{8\pi\mu} \quad (\text{A10})$$

for which, analogously to the inequalities eq. (A3), we have

$$\begin{aligned} |[M]^t[N][G]| &= \left| \sum_m \sum_n \frac{(\mathbf{M}_{(m)})^t \mathbf{N}_{(m,n)} \mathbf{G}_{(n)}}{m!n!} \right| \leq \sum_m \sum_n \frac{|(\mathbf{M}_{(m)})^t \mathbf{N}_{(m,n)} \mathbf{G}_{(n)}|}{m!n!} \\ &\leq \sum_m \sum_n \frac{\|\mathbf{M}_{(m)}\| \|\mathbf{N}_{(m,n)}\| \|\mathbf{G}_{(n)}\|}{m!n!} \end{aligned} \quad (\text{A11})$$

By definition eq. (35), the entries of the matrices $\mathbf{N}_{(m,n)}$ are n -th order moments evaluated for a body immersed in an ambient flow corresponding to the regular part of the m -th derivative of the Green function. Since the regular part of the Green function is a disturbance field for the Stokeslet with pole in the body generated by the walls of the confinement, its characteristic magnitude can be considered as that of a Stokeslet with pole at distance $2\ell_d$, ℓ_d being the characteristic distance between the body and the nearest walls from the body. Thus, the characteristic magnitude of its m -th order derivatives can be estimated as $\mathbf{W}_{(m)} = O(1/(2\ell_d)^{m+1})$, hence, by the same arguments used for $M_{\alpha\alpha_m}$, we have

$$\widehat{N}_{\alpha\alpha_m\beta\beta_n}(\boldsymbol{\xi}) = \frac{N_{\alpha\alpha_m\beta\beta_n}(\boldsymbol{\xi})}{\mu W_c^{(m)} \ell_b^{n+1}} = \frac{N_{\alpha\alpha_m\beta\beta_n}(\boldsymbol{\xi})}{\frac{\mu \ell_b^{n+1}}{(2\ell_d)^{m+1}}} \quad (\text{A12})$$

Therefore, given that $\|\widehat{\mathbf{N}}_{(m,n)}\| \sim O(1)$ is the norm of the matrix with normalized entries $\widehat{N}_{\alpha\alpha_m\beta\beta_n}(\boldsymbol{\xi})$, there exists a constant $C_{m,n}^{(1)}$, such that $\|\widehat{\mathbf{N}}_{(m,n)}\| \leq C_{m,n}^{(1)}$, and

$$\|\mathbf{N}_{(m,n)}\| = \|\widehat{\mathbf{N}}_{(m,n)}\| \frac{(\ell_b)^{n+1}}{(2\ell_d)^{m+1}} \leq C_{m,n}^{(1)} 3^{\frac{m+n+2}{2}} \frac{(\ell_b)^{n+1}}{(2\ell_d)^{m+1}} \quad (\text{A13})$$

By considering the inequalities eqs. (A6), (A8) and (A13), the velocity field $\mathbf{v}^{[3]}(\mathbf{x}) + \mathbf{v}^{[4]}(\mathbf{x})$

is bounded by

$$\begin{aligned}
|\mathbf{v}^{[3]}(\mathbf{x}) + \mathbf{v}^{[4]}(\mathbf{x})| &= \frac{|[M]^t[N][G]|}{8\pi\mu} \\
&\leq C_{m,n}^{(1)} \frac{U_c}{8\pi} \left(\frac{3\ell_b}{\ell_f}\right) \left(\frac{3\ell_b}{2\ell_d}\right) \sum_m \sum_n \frac{1}{m!n!} \left(\frac{3\ell_b}{\ell_f}\right)^m \left(\frac{3\ell_b}{2\ell_d}\right)^n \\
&= C^{(1)} \frac{U_c}{8\pi} \left(\frac{3\ell_b}{\ell_f}\right) e^{\frac{3\ell_b}{\ell_f}} \left(\frac{3\ell_b}{2\ell_d}\right) e^{\frac{3\ell_b}{2\ell_d}}
\end{aligned} \tag{A14}$$

where $C^{(1)} = \sup_{m,n} C_{m,n}^{(1)} \sim O(1)$. Iterating the same procedure for all $k = 0, 1, 2, 3, \dots$, we have

$$\begin{aligned}
|\mathbf{v}^{[2k+1]}(\mathbf{x}) + \mathbf{v}^{[2k+2]}(\mathbf{x})| &= \frac{|[M]^t[N]^k[G]|}{8\pi\mu} \\
&\leq C^{(k)} \frac{U_c}{8\pi} \left(\frac{3\ell_b}{\ell_f}\right) e^{\frac{3\ell_b}{\ell_f}} \left[\left(\frac{3\ell_b}{2\ell_d}\right) e^{\frac{3\ell_b}{2\ell_d}}\right]^k
\end{aligned} \tag{A15}$$

with $C^{(k)} \sim O(1)$, and because of it, there exists a constant $C > 0$, such that $C^{(k)} < C$ for any k . Therefore, for $k \rightarrow \infty$, the contribution given by $\mathbf{v}^{[2k+1]}(\mathbf{x}) + \mathbf{v}^{[2k+2]}(\mathbf{x})$ to the total velocity field in eq. (58) vanishes only if

$$\left(\frac{3\ell_b}{2\ell_d}\right) e^{\frac{3\ell_b}{2\ell_d}} \leq 1 \tag{A16}$$

i.e. for

$$\ell_d \gtrsim 2.65 \ell_b \tag{A17}$$

Therefore, if $\ell_d = \ell_b + \delta$, where δ is characteristic length of the gap between the surface of the particle and the walls of the confinement, the convergence of the method is ensured for

$$\delta \gtrsim 1.65 \ell_b \tag{A18}$$

The convergence analysis developed above establishes a sufficient condition $\ell_d \gg \ell_b$, regardless the geometry of the system, for the convergence of the reflection method developed in Section III. However, the convergence is not excluded even for smaller distances and eq. (A17) suggests that it holds for $\ell_d \sim \ell_b$. Extending this argument, we can state that there exist a constant $\Gamma > 0$, depending on the geometry of the system and in principle smaller than the value 2.65 reported in eq. (A17), such that, for

$$\ell_d > \Gamma \ell_b \tag{A19}$$

the reflection method developed in Section III converge and the velocity field could be represented in terms of the Faxén operator of the body and the Green function of the confinement by eq. (63).

Appendix B: Derivation of extended Swan and Brady's approximations for a rotating body

In this appendix, the approximate expressions eqs. (136)- (137) and (143) - (144) for forces and torques acting on a body rotating with angular velocity $\boldsymbol{\omega}$ in a bounded fluid are derived.

By considering a purely rotational field

$$u_a(\mathbf{x}) = -\varepsilon_{abc} \omega_b (\mathbf{x} - \boldsymbol{\xi}')_c$$

as ambient flow in eq. (28), we obtain the velocity field

$$v_\alpha^{[2]}(\boldsymbol{\xi}) = \omega_\beta \mathcal{T}_{\alpha'\beta} W_{\alpha\alpha'}(\boldsymbol{\xi}, \boldsymbol{\xi}') \Big|_{\boldsymbol{\xi}'=\boldsymbol{\xi}} \quad (\text{B1})$$

The field $\mathbf{v}^{[2]}(\mathbf{x})$ exerts on the sphere a force $F_\alpha^{[3]} = 8\pi\mu\mathcal{F}_{\beta\alpha}v_\beta^{[2]}(\boldsymbol{\xi})$, thus, by definition of $\boldsymbol{\Psi}$ in eq. (125)

$$\mathbf{F}^{[3]} = -\boldsymbol{\omega} \boldsymbol{\Psi}^t \quad (\text{B2})$$

and, by definition $\boldsymbol{\Theta}$ in eq. (124)

$$\mathbf{T}^{[3]} = -\boldsymbol{\omega} \boldsymbol{\Theta} \quad (\text{B3})$$

Following the same procedure developed in eqs. (118)-(129), we obtain

$$\mathbf{F} = \mathbf{F}^{[\infty]} + \mathbf{F}^{[3]} \sum_{k=0}^{\infty} (\mathbf{R}^{-1}\boldsymbol{\Phi})^k + O\left(\frac{\ell_b}{\ell_d}\right)^3 = -\boldsymbol{\omega} \left(\mathbf{C} + \boldsymbol{\Psi}^t \sum_{k=0}^{\infty} (\mathbf{R}^{-1}\boldsymbol{\Phi})^k \right) + O\left(\frac{\ell_b}{\ell_d}\right)^3 \quad (\text{B4})$$

and

$$\mathbf{T} = \mathbf{T}^{[\infty]} + \mathbf{T}^{[3]} \sum_{k=0}^{\infty} ((\mathbf{C}^t)^{-1}\boldsymbol{\Psi})^k + O\left(\frac{\ell_b}{\ell_d}\right)^3 = -\boldsymbol{\omega} \left(\boldsymbol{\Omega} + \boldsymbol{\Theta} \sum_{k=0}^{\infty} ((\mathbf{C}^t)^{-1}\boldsymbol{\Psi})^k \right) + O\left(\frac{\ell_b}{\ell_d}\right)^3 \quad (\text{B5})$$

and hence eqs. (136) and (137) follow.

In the case the body were a sphere, $m_{\alpha\beta\beta_1}(\boldsymbol{\xi}, \boldsymbol{\xi})$, entering the Faxén operator for the torque in eq. (B1), vanishes due to spherical symmetries. Therefore, the magnitude orders reported in eq. (118) become in the present case

$$v_\alpha^{[2]}(\boldsymbol{\xi}) = U_c O\left(\frac{\ell_b}{\ell_d}\right)^2, \quad \nabla_{\beta_n} v_\beta^{[2]}(\boldsymbol{\xi}) = U_c O\left(\frac{\ell_b^2}{\ell_d^{2+n}}\right) \quad (\text{B6})$$

hence

$$v_\alpha^{[4]}(\boldsymbol{\xi}) = v_\beta^{[2]}(\boldsymbol{\xi}) \mathcal{F}_{\alpha'\beta} W_{\alpha\alpha'}(\boldsymbol{\xi}, \boldsymbol{\xi}') \Big|_{\boldsymbol{\xi}'=\boldsymbol{\xi}} + O\left(\frac{\ell_b}{\ell_d}\right)^5 \quad (\text{B7})$$

and

$$\mathbf{F}^{[5]} = \mathbf{v}^{[2]} \mathbf{\Phi} + O\left(\frac{\ell_b}{\ell_d}\right)^5 \quad (\text{B8})$$

$$\mathbf{T}^{[5]} = \mathbf{v}^{[2]} \mathbf{\Psi} + O\left(\frac{\ell_b}{\ell_d}\right)^5 \quad (\text{B9})$$

By approximating the second velocity field with its leading term,

$$\mathbf{v}^{[2]}(\boldsymbol{\xi}) = \mathbf{F}^{[3]} \mathbf{R}^{-1} + O\left(\frac{\ell_b}{\ell_d}\right)^4 \quad (\text{B10})$$

and thus

$$\mathbf{F}^{[5]} = \mathbf{F}^{[3]} \mathbf{R}^{-1} \mathbf{\Phi} + O\left(\frac{\ell_b}{\ell_d}\right)^5 \quad (\text{B11})$$

Since $\mathbf{C} = 0$, it is not possible to adopt the approximation eq. (123) for the torque $\mathbf{T}^{[5]}$. However, using the same approximation for the force eq. (B10), relating the force $\mathbf{F}^{[3]}$ to the velocity field $\mathbf{v}^{[2]}$, it is possible to express $\mathbf{T}^{[5]}$ as

$$\mathbf{T}^{[5]} = \mathbf{F}^{[3]} \mathbf{R}^{-1} \mathbf{\Psi} + O\left(\frac{\ell_b}{\ell_d}\right)^5 \quad (\text{B12})$$

In a similar way, the higher order contributions to forces and torques scale as

$$\mathbf{F}^{[2k+3]} = \mathbf{F}^{[2k+1]} \mathbf{R}^{-1} \mathbf{\Phi} + o\left(\frac{\ell_b}{\ell_d}\right)^5 \quad (\text{B13})$$

and

$$\mathbf{T}^{[2k+3]} = \mathbf{F}^{[2k+1]} \mathbf{R}^{-1} \mathbf{\Psi} + o\left(\frac{\ell_b}{\ell_d}\right)^5 \quad (\text{B14})$$

Summing all the reflected forces

$$\mathbf{F} = \mathbf{F}^{[3]} (\mathbf{I} - \mathbf{R}^{-1} \mathbf{\Phi})^{-1} + O\left(\frac{\ell_b}{\ell_d}\right)^5 \quad (\text{B15})$$

and torques

$$\mathbf{T} = \mathbf{T}^{[\infty]} + \mathbf{T}^{[3]} + \mathbf{F}^{[3]} \mathbf{R}^{-1} \mathbf{\Psi} (\mathbf{I} - \mathbf{R}^{-1} \mathbf{\Phi})^{-1} + O\left(\frac{\ell_b}{\ell_d}\right)^5 \quad (\text{B16})$$

and substituting eqs. (B2), (B3) and the definition for the unbounded torque $\mathbf{T}^{[\infty]} = -\boldsymbol{\omega} \boldsymbol{\Omega}$ into eqs. (B15) and (B16), we finally obtain the relations eqs. (143) and (144).

Appendix C: Faxén operators for a sphere with Navier slip boundary conditions

Faxén operators for a sphere with Navier-slip boundary conditions are reported as evaluated in [45].

The 0-th order Faxén operator is

$$\mathcal{F}_{\beta\alpha} = - \left(\frac{1 + 2\hat{\lambda}}{1 + 3\hat{\lambda}} \right) \left(\frac{3}{4} R_p + \frac{1}{8} \frac{R_p^3}{(1 + 2\hat{\lambda})} \Delta_\xi \right) \delta_{\alpha\beta} \quad (\text{C1})$$

where Δ_ξ is the Laplacian operator acting on the coordinate of the center of the sphere.

The 1-st order Faxén operator reads

$$\begin{aligned} \mathcal{F}_{\alpha\beta\beta_1} = & - \frac{R_p^3}{6(1 + 5\hat{\lambda})(1 + 3\hat{\lambda})} \left\{ \left[(4 + 20\hat{\lambda} + 15\hat{\lambda}^2) \delta_{\alpha\beta} \nabla_{\beta_1} + (1 + 5\hat{\lambda} + 15\hat{\lambda}^2) \delta_{\alpha\beta_1} \nabla_\beta \right] \right. \\ & \left. + \frac{R_p^2}{10} \left[(4 + 12\hat{\lambda} - 15\hat{\lambda}^2) \Delta_\xi \nabla_{\beta_1} \delta_{\alpha\beta} + (1 + 3\hat{\lambda} + 15\hat{\lambda}^2) \Delta_\xi \nabla_\beta \delta_{\alpha\beta_1} \right] \right\} \end{aligned} \quad (\text{C2})$$

by which it is possible to obtain the Faxén operator for the torque on the sphere

$$\mathcal{T}_{\gamma\alpha} = \frac{\varepsilon_{\alpha\gamma 1} R_p^3 \nabla_{\gamma 1}}{2(1 + 3\hat{\lambda})} \quad (\text{C3})$$

and for the stresses

$$\mathcal{E}_{\alpha\beta\beta_1} = \frac{\mathcal{F}_{\alpha\beta\beta_1} + \mathcal{F}_{\alpha\beta_1\beta}}{2} = - \left(\frac{5 + 10\hat{\lambda}}{6 + 30\hat{\lambda}} + \frac{\Delta_\xi}{12(1 + 5\hat{\lambda})} \right) \left(\frac{\nabla_\beta \delta_{\alpha\beta_1} + \nabla_{\beta_1} \delta_{\alpha\beta}}{2} \right) \quad (\text{C4})$$

Finally, the 2-nd order Faxén operator is

$$\begin{aligned} \mathcal{F}_{\alpha\beta\beta_1\beta_2} = & - \frac{R_p^3}{4(1 + 4\hat{\lambda})(1 + 7\hat{\lambda})} \left\{ \frac{(1 + 4\hat{\lambda})(1 + 7\hat{\lambda})}{1 + 3\hat{\lambda}} \left[\delta_{\alpha\beta} \delta_{\beta_1\beta_2} + \hat{\lambda} (\delta_{\beta\beta_1} \delta_{\alpha\beta_2} + \delta_{\beta\beta_2} \delta_{\alpha\beta_1}) \right] \right. \\ & + \frac{R_p^2}{6} \left[-4\hat{\lambda}^2 \left(\frac{4 + 21\hat{\lambda}}{1 + 3\hat{\lambda}} \right) \Delta_\xi \delta_{\beta_1\beta_2} \delta_{\alpha\beta} + 5(1 + 6\hat{\lambda}) \nabla_{\beta_1\beta_2} \delta_{\alpha\beta} + (1 + 6\hat{\lambda} + 28\hat{\lambda}^2) (\nabla_{\beta\beta_1} \delta_{\alpha\beta_2} + \nabla_{\beta\beta_2} \delta_{\alpha\beta_1}) \right. \\ & \left. \left. (1 + 12\hat{\lambda} + 56\hat{\lambda}^2) (\delta_{\alpha\beta_1} \delta_{\beta\beta_2} + \delta_{\alpha\beta_2} \delta_{\beta\beta_1}) \Delta_\xi \right] \right. \\ & \left. + \frac{R_p^4}{84} \left[(5 + 20\hat{\lambda} - 56\hat{\lambda}^2) \nabla_{\beta_1\beta_2} \delta_{\alpha\beta} + (1 + 4\hat{\lambda} + 28\hat{\lambda}^2) (\nabla_{\beta\beta_1} \delta_{\alpha\beta_2} + \nabla_{\beta\beta_2} \delta_{\alpha\beta_1}) \right] \Delta_\xi \right\} \end{aligned} \quad (\text{C5})$$

Finally, the regular part of the Green function in the semispace domain is [2]

$$W_{a\alpha}(\mathbf{x}, \boldsymbol{\xi}) = S_{a\alpha}(\mathbf{x} - \boldsymbol{\xi}') - 2(\boldsymbol{\xi}' \cdot \mathbf{n}) J_{\alpha\beta'} [\nabla_{\beta'} S_{a3}(\mathbf{x} - \boldsymbol{\xi}') - \frac{(\boldsymbol{\xi}' \cdot \mathbf{n})}{2} \Delta_{\xi'} S_{a\beta'}(\mathbf{x} - \boldsymbol{\xi}')] \quad (\text{C6})$$

[1] C. W. J. Beenakker and P. Mazur. Is sedimentation container-shape dependent? *Phys. Fluids*, 28(11):3203–3206, 1985.

- [2] J. R. Blake. A note on the image system for a stokeslet in a no-slip boundary. *Math. Proc. Camb. Philos.*, 70(2):303–310, 1971.
- [3] J. R. Blake and A. T. Chwang. Fundamental singularities of viscous flow: Part i: The image systems in the vicinity of a stationary no-slip boundary. *J. Eng. Math.*, 8(1):23–29, 1974.
- [4] J. F. Brady and G. Bossis. Stokesian dynamics. *Annu. Rev. Fluid Mech.*, 20:111–157, 1988.
- [5] H. Brenner. The slow motion of a sphere through a viscous fluid towards a plane surface. *Chem. Eng. Sci.*, 16(3-4):242–251, 1961.
- [6] H. Brenner. Effect of finite boundaries on the stokes resistance of an arbitrary particle. *J. Fluid Mech.*, 12(1):35–48, 1962.
- [7] H. Brenner. Effect of finite boundaries on the stokes resistance of an arbitrary particle part 2. asymmetrical orientations. *J. Fluid Mech.*, 18(1):144–158, 1964.
- [8] S. Cerbelli, M. Giona, and F. Garofalo. Quantifying dispersion of finite-sized particles in deterministic lateral displacement microflow separators through brenner’s macrotransport paradigm. *Microfluid. and Nanofluid.*, 15:431–449, 2013.
- [9] R. G. Cooke. *Infinite matrices and sequence spaces*. Courier Corporation, 2014.
- [10] R. G. Cox. The motion of suspended particles almost in contact. *Int. J. Multiph. Flow*, 1(2):343–371, 1974.
- [11] R. G. Cox and H. Brenner. Effect of finite boundaries on the stokes resistance of an arbitrary particle part 3. translation and rotation. *J. Fluid Mech.*, 28(2):391–411, 1967.
- [12] R. G. Cox and H. Brenner. The slow motion of a sphere through a viscous fluid towards a plane surface—ii small gap widths, including inertial effects. *Chem. Eng. Sci.*, 22(12):1753–1777, 1967.
- [13] R. G. Cox and H. Brenner. The lateral migration of solid particles in poiseuille flow—i theory. *Chem. Eng. Sci.*, 23(2):147–173, 1968.
- [14] M. De Corato, F. Greco, G. D’Avino, and P. L. Maffettone. Hydrodynamics and brownian motions of a spheroid near a rigid wall. *J. Chem. Phys.*, 142(19):194901, 2015.
- [15] W. R. Dean and M. E. O’Neill. A slow motion of viscous liquid caused by the rotation of a solid sphere. *Mathematika*, 10(1):13–24, 1963.
- [16] D. Di Carlo. Inertial microfluidics. *Lab. Chip*, 9(21):3038–3046, 2009.
- [17] L. Durlofsky, J. F. Brady, and G. Bossis. Dynamic simulation of hydrodynamically interacting particles. *J. Fluid Mech.*, 180:21–49, 1987.

- [18] A. J. Goldman, R. G. Cox, and H. Brenner. Slow viscous motion of a sphere parallel to a plane wall—i motion through a quiescent fluid. *Chem. Eng. Sci.*, 22(4):637–651, 1967.
- [19] H. L. Goldsmith and S.G. Mason. The flow of suspensions through tubes. i. single spheres, rods, and discs. *J. Colloid Sci.*, 17(5):448–476, 1962.
- [20] HL Goldsmith and R Skalak. Hemodynamics. *Ann. Rev. Fluid Mech.*, 7(1):213–247, 1975.
- [21] S. L. Goren. The hydrodynamic force resisting the approach of a sphere to a plane permeable wall. *J. Colloid Interface Sci.*, 69(1):78–85, 1979.
- [22] W. L. Haberman and R. M. Sayre. Motion of rigid and fluid spheres in stationary and moving liquids inside cylindrical tubes. Technical report, David Taylor Model Basin Washington DC, 1958.
- [23] J. Happel and H. Brenner. *Low Reynolds number hydrodynamics: with special applications to particulate media*, volume 1. Springer Science & Business Media, 1983.
- [24] H. Hasimoto. Slow motion of a small sphere in a cylindrical domain. *Journal of the Physical Society of Japan*, 41(6):2143–2144, 1976.
- [25] R. Hill and G. Power. Extremum principles for slow viscous flow and the approximate calculation of drag. *Q. J. Mech. Appl*, 9(3):313–319, 1956.
- [26] B. P. Ho and L.G. Leal. Inertial migration of rigid spheres in two-dimensional unidirectional flows. *J. Fluid Mech.*, 65(2):365–400, 1974.
- [27] L. M. Hocking. The effect of slip on the motion of a sphere close to a wall and of two adjacent spheres. *J. Eng. Math.*, 7(3):207–221, 1973.
- [28] R. M. Höfer and J. J. L. Velázquez. The method of reflections, homogenization and screening for poisson and stokes equations in perforated domains. *Arch. Ration. Mech. Anal.*, 227(3):1165–1221, 2018.
- [29] L. R. Huang, E. C. Cox, R. H. Austin, and J. C. Sturm. Continuous particle separation through deterministic lateral displacement. *Science*, 304(5673):987–990, 2004.
- [30] K. Ichiki and J. F. Brady. Many-body effects and matrix inversion in low-reynolds-number hydrodynamics. *Phys. Fluids*, 13(1):350–353, 2001.
- [31] G. B. Jeffery. On the steady rotation of a solid of revolution in a viscous fluid. *Proc. London Math. Soc.*, 2(1):327–338, 1915.
- [32] D. J. Jeffrey and Y. Onishi. Calculation of the resistance and mobility functions for two unequal rigid spheres in low-reynolds-number flow. *J. Fluid Mech.*, 139:261–290, 1984.

- [33] S. Kim and S. J. Karrila. *Microhydrodynamics: principles and selected applications*. Courier Corporation, 2013.
- [34] Mohideen U. Klimchitskaya, G. L. and V. M. Mostepanenko. The casimir force between real materials: Experiment and theory. *Rev. Mod. Phys.*, 81(4):1827, 2009.
- [35] E. Lauga. *The fluid dynamics of cell motility*, volume 62. Cambridge University Press, 2020.
- [36] J. H. C. Luke. Convergence of a multiple reflection method for calculating stokes flow in a suspension. *SIAM J. Appl. Math.*, 49(6):1635–1651, 1989.
- [37] S. Michelin. Self-propulsion of chemically active droplets. *Ann. Rev. Fluid Mech.*, 55, 2022.
- [38] W. H. Mitchell and S. E. Spagnolie. Sedimentation of spheroidal bodies near walls in viscous fluids: glancing, reversing, tumbling and sliding. *J. Fluid Mech.*, 772:600–629, 2015.
- [39] M. E. O’Neill. A slow motion of viscous liquid caused by a slowly moving solid sphere. *Mathematika*, 11(1):67–74, 1964.
- [40] E. Poisson, A. Pound, and I. Vega. The motion of point particles in curved spacetime. *Living Rev. Relativ.*, 14(1):1–190, 2011.
- [41] A. S. Popel and P. C. Johnson. Microcirculation and hemorheology. *Annu. Rev. Fluid Mech.*, 37:43–69, 2005.
- [42] C. Pozrikidis. *Boundary integral and singularity methods for linearized viscous flow*. Cambridge university press, 1992.
- [43] G. Procopio and M. Giona. Stochastic modeling of particle transport in confined geometries: Problems and peculiarities. *Fluids*, 7(3):105, 2022.
- [44] G. Procopio and M. Giona. Bitensorial formulation of the singularity method for stokes flows. *Math. Eng.*, 5(2):1–34, 2023.
- [45] G. Procopio and M. Giona. On the singularity operator, the faxén operator and the hinch-kim’s dualism for the hydromechanics of an arbitrary body in stokes flow. *arXiv preprint*, (2303.10064), 2023.
- [46] G. Segre and A. Silberberg. Radial particle displacements in poiseuille flow of suspensions. *Nature*, 189(4760):209–210, 1961.
- [47] M. Smoluchowski. Über die wechselwirkung von kugeln die sich in einer zähen flüssigkeit bewegen. *Bull. Int. Acad. Sci.*, 1A:28–39, 1911.
- [48] R. M. Sonshine, R. G. Cox, and H. Brenner. The stokes translation of a particle of arbitrary shape along the axis of a circular cylinder: Filled to a finite depth with viscous liquid i. *Appl.*

- Sci. Res.*, 16:273–300, 1966.
- [49] A. M. Striegel and A. K. Brewer. Hydrodynamic chromatography. *Annu. Rev. Anal. Chem.*, 5:15–34, 2012.
 - [50] J. W. Swan and J. F. Brady. Simulation of hydrodynamically interacting particles near a no-slip boundary. *Phys. Fluids*, 19(11):113306, 2007.
 - [51] J. W. Swan and J. F. Brady. Particle motion between parallel walls: Hydrodynamics and simulation. *Phys. Fluids*, 22(10):103301, 2010.
 - [52] E. Undvall, F. Garofalo, G. Procopio, W. Qiu, A. Lenshof, T. Laurell, and T. Baasch. Inertia-induced breakdown of acoustic sorting efficiency at high flow rates. *Phys. Rev. Appl.*, 17(3):034014, 2022.
 - [53] C. Venditti, S. Cerbelli, G. Procopio, and A. Adrover. Comparison between one-and two-way coupling approaches for estimating effective transport properties of suspended particles undergoing brownian sieving hydrodynamic chromatography. *Phys. Fluids*, 34(4):042010, 2022.
 - [54] J. Zhang, S. Yan, D. Yuan, G. Alici, N.-T. Nguyen, M. E. Warkiani, and W. Li. Fundamentals and applications of inertial microfluidics: A review. *Lab. Chip*, 16(1):10–34, 2016.