
Improving equilibrium propagation without weight symmetry through Jacobian homeostasis

Axel Laborieux¹Friedemann Zenke^{1,2}

{firstname.lastname}@fmi.ch

¹ Friedrich Miescher Institute for Biomedical Research, Basel, Switzerland² Faculty of Natural Sciences, University of Basel, Basel, Switzerland

Abstract

Equilibrium propagation (EP) is a compelling alternative to the backpropagation of error algorithm (BP) for computing gradients of neural networks on biological or analog neuromorphic substrates. Still, the algorithm requires weight symmetry and infinitesimal equilibrium perturbations, i.e., nudges, to estimate unbiased gradients efficiently. Both requirements are challenging to implement in physical systems. Yet, whether and how weight asymmetry affects its applicability is unknown because, in practice, it may be masked by biases introduced through the finite nudge. To address this question, we study generalized EP, which can be formulated without weight symmetry, and analytically isolate the two sources of bias. For complex-differentiable non-symmetric networks, we show that the finite nudge does not pose a problem, as exact derivatives can still be estimated via a Cauchy integral. In contrast, weight asymmetry introduces bias resulting in low task performance due to poor alignment of EP's neuronal error vectors compared to BP. To mitigate this issue, we present a new homeostatic objective that directly penalizes functional asymmetries of the Jacobian at the network's fixed point. This homeostatic objective dramatically improves the network's ability to solve complex tasks such as ImageNet 32×32 . Our results lay the theoretical groundwork for studying and mitigating the adverse effects of imperfections of physical networks on learning algorithms that rely on the substrate's relaxation dynamics.

1 Introduction

Virtually all state-of-the-art artificial intelligence models are trained using the backpropagation of error algorithm (BP) [1]. In BP, neural activations are evaluated during the forward pass, and gradients are obtained efficiently through a corresponding backward pass. While BP can be implemented efficiently on digital hardware which *simulates* neural networks, it is less suitable for computing gradients in physical neural networks such as brains or analog neuromorphic substrates. This limitation is mainly due to two technical requirements of the backward pass in BP. First, while the forward pass consists of a nonlinear propagation of neural activation, the backward pass is a linear operation as it amounts to solving a linear system to the errors, and these errors do not affect the neuronal activity [2, 3]. Second, back-propagation requires the transpose of connectivity matrices, which is also often referred to as weight symmetry or “weight transport” [4]. In physical networks both linear signal propagation and weight symmetry are difficult to achieve. For instance, the biochemical signaling in the brain is intrinsically stochastic and nonlinear.

Equilibrium propagation (EP) [5] is an alternative algorithm for rigorously computing loss gradients using *only* the network's dynamics, unlike BP. To accomplish this feat, classic EP requires an energy-based model (EBM), such as a differentiable Hopfield network [6], which relaxes to an equilibrium

for any given input. EP computes gradients by comparing neuronal activity at the free equilibrium to the activity at a second equilibrium that is “nudged” toward a desired target output. Unlike BP in feed-forward networks, EP uses the *same* network dynamics to propagate errors and feed-forward activity. EP *implicitly* computes gradients without the need to linearly propagate error vectors, and could thus operate on analog and biological neural networks.

Nevertheless, classic EP still requires an infinitesimally small nudge and weight symmetry to avoid unwanted biases in the gradient estimates. These requirements impede an interpretation in the biological context and imposes additional constraints for analog neuromorphic hardware. While bias from a large nudge can be, in principle, offset by dint of holomorphic EP [7], a complex valued generalization, this approach has only been demonstrated using symmetric weights. Although a generalization of EP to non-symmetric dynamical systems exists [8], the approach has only been successfully applied to relatively simple tasks like MNIST [8–10]. In particular, generalized EP fails to train on CIFAR-10, even with an infinitesimal nudge, suggesting that weight asymmetry induces bias [11]. More comprehensive studies on the effect of non-symmetric feedback connections on training have only been done in the context of BP [12–16]. While alternative approaches studied learning beyond approximate BP [17–21], here we focus on generalized EP due to its strong theoretical foundation and because it enables physical systems to learn with their dynamics.

In summary, it remains an open question whether and how generalized EP can compute suitable gradient estimates for finite nudges and asymmetric weights and how well the resulting networks perform on complex real-world tasks for varying degrees of weight asymmetry. Overall, the main contributions of this work are:

- A comprehensive analysis of the individual sources of bias in the gradient estimate from weight asymmetry and finite-size nudge in generalized EP.
- An extension of the integral estimate of holomorphic EP [7] to non symmetric complex-differentiable dynamical systems, and show that it can be estimated in continuous time.
- A new homeostatic loss that reduces the asymmetry of the Jacobian at the free equilibrium point without enforcing perfect weight symmetry.
- An empirical demonstration that generalized EP with weight asymmetry and homeostatic loss scale to ImageNet 32×32 , with a small performance gap compared to the symmetric case.

2 Background

Before we start our analysis, we briefly review how generalized EP computes gradients in dynamical systems with fixed points. Further we will introduce neuronal error vectors as a useful notion on which we rest our analysis.

2.1 Gradients in converging dynamical systems

Let us first recall how gradients are computed in converging dynamical systems [22]. To that end, let us consider a dynamical system with state variable \mathbf{u} and parameters $\boldsymbol{\theta}$. A subset of units receive static input currents \mathbf{x} . The dynamics of the system are governed by a differentiable vector field F :

$$\frac{d\mathbf{u}}{dt} = F(\boldsymbol{\theta}, \mathbf{u}, \mathbf{x}). \quad (1)$$

We further assume that the dynamics of Eq. (1) converge to a fixed point of the state \mathbf{u} . This phase of the dynamics is defined as the “free phase”, because there are no contributions from any target \mathbf{y} associated to \mathbf{x} . While stable fixed points provably exists for EBMs [6], there is no guarantee to converge for arbitrary dynamical systems. However, a fixed point exists if F is a contraction map [23, 24]. In the following, we just assume the existence of a fixed point and denote it by \mathbf{u}_0^* :

$$0 = F(\boldsymbol{\theta}, \mathbf{u}_0^*, \mathbf{x}). \quad (2)$$

In \mathbf{u}_0^* , the superscript $*$ stands for the convergence to a fixed point, and the subscript 0 stands for the “free” phase, but its meaning will be rigorously defined in the next subsection. We further assume that \mathbf{u}_0^* is an implicit function of $\boldsymbol{\theta}$, such that its derivative exist by means of the implicit function theorem (IFT). Suppose now that an objective function \mathcal{L} measures the proximity of a subset of \mathbf{u}^*

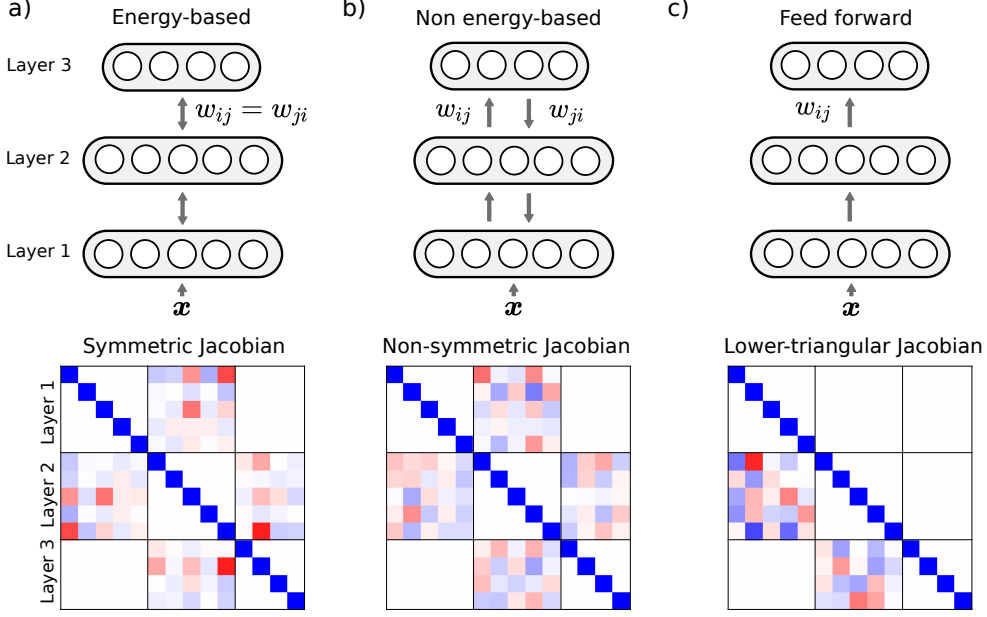


Figure 1: Different neural network architectures and their Jacobian after the free phase. **a)** A continuous layered Hopfield network. The existence of an energy function enforces Jacobian symmetry with reciprocal and tied connectivity $w_{ij} = w_{ji}$. **b)** A layered network with reciprocal connectivity but independent forward and backward connections, which make the Jacobian not symmetric. **c)** A discrete feed forward network without feedback connections. The Jacobian is lower triangular, allowing the explicit back propagation of error layer by layer.

(output units) to a target \mathbf{y} . The gradient of \mathcal{L} with respect to θ is obtained by the chain rule through the fixed point $\frac{d\mathcal{L}}{d\theta} = \frac{d\mathcal{L}}{d\mathbf{u}_0^*} \frac{d\mathbf{u}_0^*}{d\theta}$, where $\frac{d\mathcal{L}}{d\mathbf{u}_0^*}$ is the error at the output units, and $\frac{d\mathbf{u}_0^*}{d\theta}$ is obtained by differentiating Eq. (2) with respect to θ :

$$0 = \frac{\partial F}{\partial \theta}(\mathbf{u}_0^*) + J_F(\mathbf{u}_0^*) \cdot \frac{d\mathbf{u}_0^*}{d\theta},$$

$$\frac{d\mathbf{u}_0^*}{d\theta} = -J_F(\mathbf{u}_0^*)^{-1} \cdot \frac{\partial F}{\partial \theta}(\mathbf{u}_0^*), \quad (3)$$

Where $J_F(\mathbf{u}_0^*) := \frac{\partial F}{\partial \mathbf{u}}(\theta, \mathbf{u}_0^*, \mathbf{x})$ is the Jacobian of the network at the fixed point (Fig. 1). Replacing $\frac{d\mathbf{u}_0^*}{d\theta}$ in the expression of the gradient $\frac{d\mathcal{L}}{d\theta}$ and transposing the whole expression yields [22]:

$$\frac{d\mathcal{L}}{d\theta} = \underbrace{\frac{\partial F}{\partial \theta}(\mathbf{u}_0^*)^\top}_{\text{"pre-synaptic"}} \cdot \underbrace{\left(-J_F(\mathbf{u}_0^*)^{-\top} \cdot \frac{d\mathcal{L}}{d\mathbf{u}_0^*}^\top \right)}_{\text{"post-synaptic"} \delta}. \quad (4)$$

We refer to the part of the expression in parenthesis as the neuronal error vector δ . In the widely used reverse-mode automatic differentiation (AD), a linear system involving the transpose of the Jacobian is solved to compute δ from the output error $\frac{d\mathcal{L}}{d\mathbf{u}_0^*}$, and finally multiply with $\frac{\partial F}{\partial \theta}(\mathbf{u}_0^*)$, which is a sparse matrix involving pre-synaptic variables. In feed forward networks, the lower-triangular structure of the Jacobian allows computing δ recursively layer by layer from the output (Fig. 1c) as exploited in BP [1]. In converging dynamical systems, recurrent backpropagation (RBP) and variants [24–26] obtain δ as the fixed point of an auxiliary linear dynamical system using $J_F(\mathbf{u}_0^*)^\top$. In deep equilibrium models [27] δ is found with a root-finding algorithm. In the next section, we review how δ is obtained in EP.

2.2 Neuronal errors in Equilibrium Propagation

The EP [5] gradient formula for EBMs can be derived without explicit use of the energy function formalism [8], by noticing a similar pattern between the derivative of \mathbf{u}_0^* with respect to parameters θ

(Eq. (3)) and δ in Eq. (4). While $\frac{d\mathbf{u}_0^*}{d\theta}$ is obtained by inversion of $J_F(\mathbf{u}_0^*)$, δ is obtained by inversion of $J_F(\mathbf{u}_0^*)^\top$. However, in EBMs for which there exists a scalar energy function E such that $F = -\frac{\partial E}{\partial \mathbf{u}}$, we have precisely $J_F(\mathbf{u}_0^*) = J_F(\mathbf{u}_0^*)^\top$ (Fig. 1a) due to the Schwarz theorem on symmetric second derivatives. The remaining difference between Eqs. (3) and (4) is the quantity to which the inverted Jacobian is applied: $\frac{\partial F}{\partial \theta}(\mathbf{u}_0^*)$ in Eq. (3) and $\frac{d\mathcal{L}}{d\mathbf{u}_0^*}^\top$ in Eq. (4). The solution is to define a new scalar parameter β such that these quantities are the same:

Definition 1 (Nudge parameter β). *Let β be a scalar parameter that is equal to zero during the free phase, justifying the notation \mathbf{u}_0^* , and such that $\frac{\partial F}{\partial \beta}(\mathbf{u}_0^*) = \frac{d\mathcal{L}}{d\mathbf{u}_0^*}^\top$. When $\beta \neq 0$, the target \mathbf{y} contributes to the dynamics through $\frac{d\mathcal{L}}{d\mathbf{u}_0^*}$. The term “teaching amplitude” refers to $|\beta|$.*

By applying the same derivation as Eq. (3) for the new parameter β , we have:

$$\left. \frac{d\mathbf{u}^*}{d\beta} \right|_{\beta=0} = -J_F(\mathbf{u}_0^*)^{-1} \cdot \frac{\partial F}{\partial \beta}(\mathbf{u}_0^*) = -\underbrace{J_F(\mathbf{u}_0^*)^{-\top}}_{\text{for EBMs}} \cdot \underbrace{\frac{d\mathcal{L}}{d\mathbf{u}_0^*}^\top}_{\text{by Def. 1}} = \delta. \quad (5)$$

Therefore, the EP neuronal error vector is the derivative of the fixed point \mathbf{u}_0^* with respect to β in $\beta = 0$, which we denote by $d_\beta \mathbf{u}^*$ for short. Note that the derivation assumes that \mathbf{u}_0^* is an implicit function of β . In practice, $d_\beta \mathbf{u}^*$ is approximated by finite differences after letting the network settle to a second equilibrium $d_\beta \mathbf{u}^* \approx (\mathbf{u}_\beta^* - \mathbf{u}_0^*)/\beta$, which contains a bias due to the finite $\beta \neq 0$ used in the second phase. The EP gradient estimate can then be written without using the energy function by replacing δ by $d_\beta \mathbf{u}^*$ in Eq. (4):

$$\tilde{\nabla}_\theta := \frac{\partial F}{\partial \theta}(\mathbf{u}_0^*)^\top \cdot d_\beta \mathbf{u}^*. \quad (6)$$

Importantly, the quantities $d_\beta \mathbf{u}^*$ and $\tilde{\nabla}_\theta$ are defined for *any* differentiable dynamical system [8], not just for EBMs, but they coincide with δ and the actual gradient $\frac{d\mathcal{L}}{d\theta}$ (Eq. (4)) only when the Jacobian $J_F(\mathbf{u}_0^*)$ is symmetric [28], which applies only to EBMs. We provide more details on the relation between Eq. (6) and the usual gradient formula involving the energy function [5] in Appendix B. Intuitively, $d_\beta \mathbf{u}^*$ can be seen as the replacement for δ that the system can obtain using its own dynamics. When $J_F(\mathbf{u}_0^*) \neq J_F(\mathbf{u}_0^*)^\top$ (Fig. 1b), the asymmetric part of the Jacobian contributes an additional bias to the estimate of $\frac{d\mathcal{L}}{d\theta}$. However, its contribution has never been studied independently because it is masked by the finite nudge β in practice. It is worth noting that $d_\beta \mathbf{u}^* = 0$ for feed forward networks due to the absence of feedback connections (Fig. 1c).

3 Theoretical results

3.1 Generalized holomorphic EP

To study individual bias contributions we build on Holomorphic EP [7], which, in the case of weight symmetry, allows computing unbiased gradients with finite nudges. As we will see, the property generalizes to asymmetric weights and $d_\beta \mathbf{u}^*$ can be exactly computed with finite teaching amplitude $|\beta| > 0$ for any complex differentiable (holomorphic) vector field F . We use the fact that for holomorphic functions, derivatives at a given point are equal to the Cauchy integral over a path around the point of interest $\beta = 0$ [29] (see Appendix A.1 for more details):

$$\left. \frac{d\mathbf{u}^*}{d\beta} \right|_{\beta=0} = \frac{1}{2i\pi} \oint_\gamma \frac{\mathbf{u}_\beta^*}{\beta^2} d\beta = \frac{1}{T|\beta|} \int_0^T \mathbf{u}_{\beta(t)}^* e^{-2i\pi t/T} dt. \quad (7)$$

Here we used the teaching signal $\beta(t) = |\beta|e^{2i\pi t/T}$, $t \in [0, T]$ for the path γ , and performed the change of variable $d\beta = \beta(t) \frac{2i\pi}{T} dt$, where $i \in \mathbb{C}$ is the imaginary unit. Moreover, Eq. (7) assumes that the fixed point \mathbf{u}^* is an implicit function of β and well-defined on the entire path γ . In other words, we assume that the system is at equilibrium for all $t \in [0, T]$, which can be achieved when the timescale of the dynamical system is shorter than the one of the time-dependent nudge $\beta(t)$. In numerical simulations, we estimate the integral with a discrete number of N points: $t/T = k/N$, $k \in [0, \dots, N-1]$ (see Appendix D.1). Regardless of whether the dynamical system has a symmetric Jacobian at the free fixed point or not (Fig. 1), the exact value of $d_\beta \mathbf{u}^*$ can be computed for a finite range of teaching amplitudes $|\beta|$ (Fig. 2a,b).

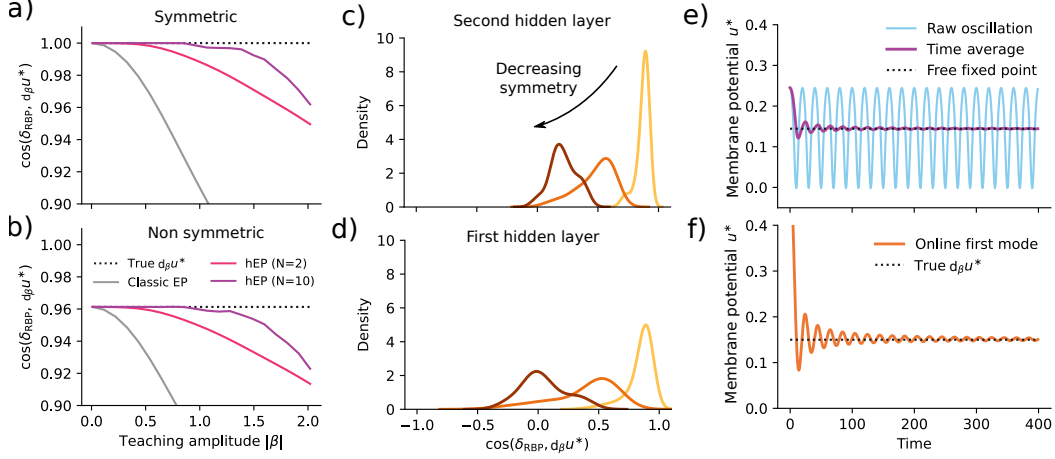


Figure 2: Separating the sources of bias due to finite nudge and Jacobian asymmetry. **a,b**) Cosine similarity between the neuronal error vector δ computed by RBP and classic EP (grey) [5, 8], holomorphic EP (purple and pink) for different number of points to estimate Eq. (7), in function of the teaching amplitude $|\beta|$, for symmetric **(a)** and non symmetric **(b)** equilibrium Jacobian. **c,d**) Kernel density estimate of the cosine distribution between both neuronal error vectors in a two-hidden layer MLP. Alignment worsens with increasing asymmetry and depth. **e**) Continuous-time estimate of the free fixed point through oscillations induced by the teaching signal $\beta(t)$. **f**) Continuous-time estimate of the neuronal error vector of generalized hEP.

3.2 Estimating gradients in continuous time

Although Eq. (7) implies that $d_{\beta}u^*$ is obtained at the end of one period of the teaching signal ($t = T$), it can also be estimated continuously by letting the integral run over multiple oscillation cycles of the teaching signal $\beta(t)$ (Fig. 2 f):

$$\frac{1}{t|\beta|} \int_0^t \mathbf{u}_{\beta(\tau)}^* e^{-2i\pi\tau/T} d\tau \xrightarrow{t \rightarrow \infty} \left. \frac{d\mathbf{u}^*}{d\beta} \right|_{\beta=0}. \quad (8)$$

This relation is made obvious by splitting the integral over all the completed periods, such that the relative contribution of the remainder integral asymptotically approaches 0 as $t \rightarrow \infty$ (see Appendix C.1). The advantage of this approach for physical systems is that $d_{\beta}u^*$ need not be accessed at the precise times $t = T$, thereby dispensing with the need for separate phases [30].

Moreover, the free fixed point does not need to be evaluated to obtain $d_{\beta}u^*$. However, the pre-synaptic term $\frac{\partial F}{\partial \theta}(\mathbf{u}_0^*)$ in Eq. (6) a priori still requires evaluating the free fixed point. We will see next that we can also estimate it continuously in time thanks to the Mean Value Theorem from complex analysis [29] (Fig. 2e), Appendix C.1):

$$\frac{1}{t} \int_0^t \frac{\partial F}{\partial \theta}(\mathbf{u}_{\beta(\tau)}^*) d\tau \xrightarrow{t \rightarrow \infty} \frac{\partial F}{\partial \theta}(\mathbf{u}_0^*). \quad (9)$$

Overall, the gradient estimate $\tilde{\nabla}_{\theta}$ in the time-continuous form corresponds to the average of pre-synaptic activation multiplied by the amplitude of the post-synaptic potential, consistent with models of STDP [31, 32]. In the next section, we isolate the contribution to the bias brought by the asymmetry of the Jacobian $J_F(\mathbf{u}_0^*)$.

3.3 Isolating bias from Jacobian asymmetry

We are now in the position to quantify the bias originating from asymmetric Jacobians in the computation of the neuronal error vector of hEP. By isolating $\frac{\partial F}{\partial \beta}$ and $\frac{d\mathcal{L}}{d\mathbf{u}_0^*}$ on both ends of Eq. (5), and because they are equal by Definiton 1, we see that both the neuronal error vectors of hEP and RBP are linked by the following relation:

$$d_{\beta}u^* = J_F(\mathbf{u}_0^*)^{-1} J_F(\mathbf{u}_0^*)^{\top} \delta, \quad (10)$$

Thus, for asymmetric Jacobians, δ and $d_\beta \mathbf{u}^*$ are not aligned which introduces bias in the resulting gradient estimates.

To further quantify this bias, we introduce S and A the symmetric and skew-symmetric parts of J_F , such that $J_F(\mathbf{u}_0^*) = S + A$ and $J_F(\mathbf{u}_0^*)^\top = S - A$. Then we can show that when the Frobenius norm $\|S^{-1}A\| \rightarrow 0$, $d_\beta \mathbf{u}^*$ and δ are linked by (see Appendix C.2 for a proof):

$$d_\beta \mathbf{u}^* = \delta - 2S^{-1}A\delta + o(S^{-1}A\delta). \quad (11)$$

This expression highlights the direct dependence of the bias on A and further suggests a way to improve the Jacobian’s symmetry, thus reducing the bias by directly decreasing the norm of A .

3.4 Increasing functional symmetry through Jacobian homeostasis.

To reduce the norm of A we note that $\|A\|^2 = \text{Tr}(A^\top A) = \frac{1}{2} \text{Tr}(J_F^\top J_F) - \frac{1}{2} \text{Tr}(J_F^2)$, where the dependence of J_F on \mathbf{u}^* is omitted. Similar to work by Bai et al. [33] on deep equilibrium models, we can use the classical Hutchinson trace estimator [34] (see Appendix A.2) to obtain the following objective for minimizing Jacobian asymmetry and, therefore, improving “functional symmetry”:

$$\mathcal{L}_{\text{homeo}} := \mathbb{E}_{\varepsilon \sim \mathcal{N}(0, I)} [\|J_F \varepsilon\|^2 - \varepsilon^\top J_F^2 \varepsilon]. \quad (12)$$

If we break down the two terms present in this objective, we see that $\|J_F \varepsilon\|^2$ should be minimized, which corresponds to making the network more robust to random perturbations by minimizing the Frobenius norm of the Jacobian. Interestingly, Stock et al. [35] showed how a local heterosynaptic learning rule could optimize this objective locally through synaptic balancing (see Eqs. (12)–(14) in [35]), whereby neurons try to balance their net inputs with their output activity. The second term in Eq. (12) comes with a minus sign and should therefore be maximized. It is, thus, akin to a reconstruction loss, similar to the training objective of feedback connections in target propagation (TP) [36–40], and reminiscent of predictive slow feature learning [41–43]. Overall, $\mathcal{L}_{\text{homeo}}$ is a plausible objective for increasing and maintaining functional symmetry of the Jacobian in any dynamical system. Finally, it is important to note that while perfect weight symmetry implies functional symmetry, the converse is not true. For instance, Eq. (12) can be optimized in arbitrary systems without reciprocal connectivity. This distinction makes $\mathcal{L}_{\text{homeo}}$ more general than alternative strategies acting on weight symmetry directly [44, 45].

4 Experiments

In the following experiments, we used the setting of convergent recurrent neural networks [46], as well as the linear readout for optimizing the cross-entropy loss [11] (see appendix D.2). All simulations were implemented in JAX [47] and Flax [48] (Apache License 2.0). All datasets were obtained through the Tensorflow Datasets API [49]. We release the code on GitHub¹ and report the specific hyperparameters of each simulation in the Appendix D.3.

Holomorphic EP matches automatic differentiation at computing $d_\beta \mathbf{u}^*$. We sought to understand the amount of bias due to the finite nudge β when using different ways of estimating the neuronal error vector $d_\beta \mathbf{u}^*$. To this end, we trained a two-hidden layer network with independent forward and backward connections (Fig. 1b) on the Fashion MNIST dataset [50] using stochastic gradient descent for 50 epochs. To investigate the evolution of weight symmetry during training, the forward and backward connections were initialized symmetrically. We compared different ways of estimating the neuronal error vector $d_\beta \mathbf{u}^*$. As the ideal “ceiling” case, we computed the ground truth using forward-mode automatic differentiation in JAX. Additionally, we computed the classic one-sided EP estimate [8] denoted by $N = 1$ in Table 1, as well as the Cauchy integral estimate (Eq. 7) computed with various number N of points (see Appendix D.1). In all cases we ran simulations with two teaching amplitudes $|\beta| = 0.05$ and $|\beta| = 0.5$. We report the final validation errors in Table 1. We observed that the bias of the nudge is already noticeable at low teaching amplitude when comparing to better estimates obtained using higher N or the ground truth. The bias became more noticeable when the teaching amplitude was increased. The lowest average validation error was obtained with $N = 6$ points and $|\beta| = 0.5$, matching the ground truth within statistical uncertainty,

¹<https://github.com/Laborieux-Axel/generalized-holo-ep>

and consistent with our theory. Finally, to test the potential of running hEP in continuous time, we implemented the continuous-time estimates of Eqs (8) and (9) where the average spanned five oscillation periods and $N = 4$ points were used. Crucially, there was no free phase in this setting. Despite longer numerical simulation times in this case (see Appendix D.4), we observed that the continuous-time estimate only suffered from moderate performance drop with respect to the ground truth $d_\beta \mathbf{u}^*$ despite the complete absence of the free phase, thereby confirming our predictions.

Table 1: Validation error in % on Fashion MNIST for different biases level in the estimate of $d_\beta \mathbf{u}^*$. All values are averages ($n = 5$) \pm stddev.

Teach. amp.	$N = 1$ [8]	$N = 2$	$N = 4$	$N = 6$	Continuous-time	True $d_\beta \mathbf{u}^*$
$ \beta = 0.05$	15.8 ± 0.6	14.6 ± 0.4	14.7 ± 0.7	14.5 ± 0.6	15.8 ± 0.8	14.7 ± 0.6
$ \beta = 0.5$	38.4 ± 6.2	16.3 ± 0.7	14.8 ± 0.8	14.3 ± 0.6	17.3 ± 1.0	

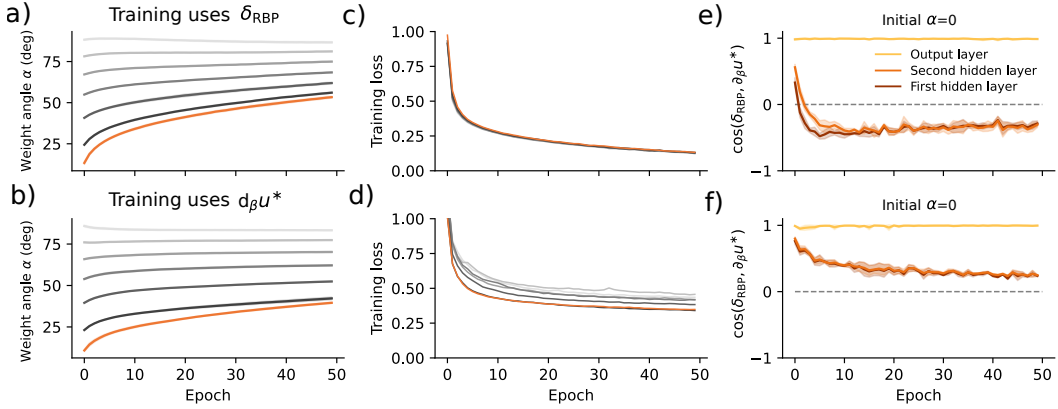


Figure 3: Comparison of training dynamics of a two-hidden-layer MLP on Fashion MNIST using RBP (top row) and generalized hEP (bottom row). **a,b)** Evolution of the angle between forward and backward connections during training on for varying initial angle. Training tends to reduce weight symmetry. **c,d)** Learning curves. The training loss is dependent on initial angle only for generalized hEP. **e,f)** Evolution of the cosine similarity between neuronal error vectors of RBP and hEP over training. Curves are averaged over three seeds and shaded areas denote ± 1 stddev.

Jacobian asymmetry leads to different learning dynamics. To see whether and how Jacobian asymmetry influences training, we studied the dynamics of the neuronal error vectors $d_\beta \mathbf{u}^*$, obtained through hEP, and δ from RBP respectively. We used the same experimental setting as in the previous section and trained neural networks with varying degrees of initial weight asymmetry. The degree of initial weight asymmetry was controlled by setting the backward weights w_b as $w_b \leftarrow \sin(\alpha)w_b + \cos(\alpha)w_f^\top$, where w_f are the forward weights. Throughout training, we recorded the evolution of the angle α , and the cosine between both neuronal error vectors (Fig. 3).

We observed that networks trained with RBP all performed comparably in terms of loss (Fig. 3c) whereas their weight symmetry reduced quicker than in networks trained with hEP (Fig. 3a,b). Furthermore, RBP trained networks settled in a parameter regime in which the cosine between δ and $d_\beta \mathbf{u}^*$ was negative for all except the output layer (Fig. 3e,f). In contrast, the performance of networks trained with hEP strongly depended on the initial degree of symmetry (Fig. 3d), and although the cosine angle with RBP decreased during training, it remained positive throughout. These findings could suggest that learning with hEP alone reaches a parameter regime in which the cosine with δ is too low to further decrease the loss while maintaining the current performance level. In summary, even networks that start with symmetric weights, lose this symmetry during training, which leads to increasing bias with respect to the ground-truth neuronal error vector and impaired task performance. In the next paragraph, we investigate whether and to what extent the homeostatic loss introduced above (cf Eq. (12)) can mitigate this problem.

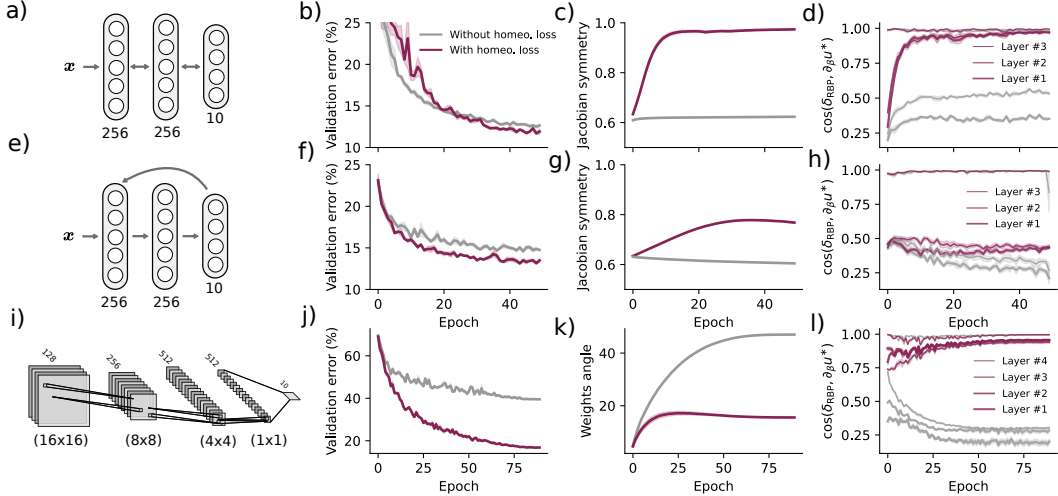


Figure 4: The homeostatic loss improves hEP training of arbitrary dynamical systems by acting directly on the Jacobian. Each row corresponds to a specific architecture-dataset pair. **a)** Multi-layer architecture where layers are reciprocally connected. Evolution of the validation error **b)**, Jacobian symmetry measure **c)**, and layer-wise cosine between neuronal error vectors of hEP and RBP **d)** during training of Fashion MNIST. **e-h)** Same plots as **a-d)** for an architecture where the output layer directly feeds back to the first layer. **i)** Recurrent convolutional architecture used on CIFAR-10. Evolution of validation error **j)**, angle between weights **k)** and layer-wise cosine between the neuronal error vectors of hEP and RBP **l)**. Curves are averaged over five random seeds for Fashion MNIST and three for CIFAR-10 and shaded areas denote ± 1 standard error.

Jacobian homeostasis improves functional symmetry and enables training on larger datasets.

To study the effect of the homeostatic loss (Eq. (12)), we added it scaled by the hyper parameter λ_{homeo} to the cross entropy loss (see Appendix D.3). For all experiments we estimated the average in Eq. (12) using 5 stochastic realizations of a Gaussian noise ϵ per sample in the mini-batch. With these settings, we trained the same network as in the previous paragraphs with the homeostatic loss on Fashion MNIST (Fig. 4a) and found a small reduction in validation error. We further observed that the added homeostatic loss increased the symmetry of the Jacobian, as defined by the symmetry measure $\|S\|/(\|S\| + \|A\|)$ (Section 3), over the course of training. In line with this observation, the alignment between δ and $d_{\beta}u^*$ (Fig. 4c-d) also increased for each layer.

Because the homeostatic loss is defined on the Jacobian instead of the weights, we hypothesized that its effect may be more general than merely increasing weight symmetry. To test this idea, we introduced a network architecture without feedback connections between adjacent layers, thereby precluding the possibility for symmetric feedback. Specifically, we trained a multi-layer architecture in which the output units fed back to the first hidden layer directly (Fig. 4e) [10, 20, 51]. After training this antisymmetric architecture, we observed the same key effects on the validation error, Jacobian symmetry, and error vector alignment (Fig. 4g,h) as in the reciprocally connected network, thereby confirming our hypothesis that the homeostatic loss is more general than weight alignment [44].

Since, the improvement in validation error was measurable, but small in the network architectures we studied (Fig. 4b,f), we wondered whether the positive effect of the homeostatic loss would be more pronounced on more challenging tasks. To this end, we extended a recurrent convolutional architecture (Fig. 4i); 7) to asymmetric feedback weights (see Appendix D.2 for further details). We trained this architecture using generalized hEP on CIFAR-10, CIFAR-100 [52] vision benchmarks both with and without homeostatic loss.

Without the homeostatic loss, the network trained on CIFAR-10 reached 60.4% validation accuracy (Table 2). With the homeostatic loss, the performance increased to 84.3 (Table 2), with only approximate weight symmetry (Fig. 4k). Strikingly, this is only a reduction by 4.3% in accuracy in comparison to the symmetric architecture [7]. When using $N = 2$ instead of the ground truth for estimating $d_{\beta}u^*$, we observed an additional drop by 2.9% points due to the finite nudge bias.

We also noticed that the homeostatic loss has no measurable effect on performance when training the asymmetric network with RBP (Table 2), suggesting that the homeostatic loss is only beneficial while not restricting model performance. Finally, we reproduced similar findings on CIFAR-100 and ImageNet 32×32 , with a remaining 5% gap on Top-5 validation accuracy from the perfectly symmetric architecture. Together these findings suggest that the addition of homeostatic objectives is increasingly important for training on larger datasets and further highlights the need additional homeostatic processes in the brain [35, 53].

Table 2: Validation accuracy of asymmetric networks trained with generalized hEP (ours) and our implementation of RBP. The symmetric architecture of [7] is reported for comparison. All values are averages ($n = 3$) \pm stddev.

	CIFAR-10		CIFAR-100		ImageNet 32×32	
	Top-1 (%)	Top-1 (%)	Top-5 (%)	Top-1 (%)	Top-5 (%)	Top-5 (%)
hEP w/o $\mathcal{L}_{\text{homeo}}$	60.4 \pm 0.4	35.2 \pm 0.3	64.4 \pm 0.5	–	–	–
hEP $_{N=2, \beta =1}$	81.4 \pm 0.1	51.1 \pm 0.8	79.2 \pm 0.4	–	–	–
hEP (True $d_{\beta} \mathbf{u}^*$)	84.3 \pm 0.1	53.8 \pm 0.8	81.0 \pm 0.3	31.4 \pm 0.1	55.2 \pm 0.1	
RBP	87.8 \pm 0.3	60.8 \pm 0.2	84.4 \pm 0.1	–	–	–
RBP w/o $\mathcal{L}_{\text{homeo}}$	87.7 \pm 0.2	61.0 \pm 0.2	85.2 \pm 0.3	–	–	–
Sym. hEP $_{N=2, \beta =1}$ [7]	88.6 \pm 0.2	61.6 \pm 0.1	86.0 \pm 0.1	36.5 \pm 0.3	60.8 \pm 0.4	

5 Discussion

We have studied a generalized form of EP in the absence of perfect weight symmetry and for finite nudge amplitudes, a more realistic scenario in biological neural networks and for constrained neuromorphic systems. We found that relaxing the strong algorithmic assumptions underlying EP rapidly degraded its ability to estimate objective function gradients in larger networks and on real-world benchmark problems. We proceeded to understand the theoretical origins of this degradation. Since no energy function exists in the asymmetric setting, we based our analysis on a generalization of EP to general vector fields with stable fixed points [8]. This analysis identified two main sources of bias affecting performance that had not been studied in isolation: The finite nudge amplitude and the Jacobian asymmetry. We then introduced two effective strategies to counteract these influences. First, we showed that holomorphic EP [7] generalizes to the asymmetric setting and thus provides one effective way to diminish bias due to finite nudge amplitude. Second, we introduce a form of Jacobian homeostasis that, acts directly on the Jacobian, to ensure functional symmetry. We show that this addition substantially reduces bias due to weight asymmetry and, more generally, improves training of networks in which weight symmetry is impossible due to architectural constraints on the feedback connections (cf. Fig. 4), a setting particularly interesting for neurobiology. When applied together, both strategies ultimately allowed us to train deep dynamical networks without perfect weight symmetry on tasks such as ImageNet 32×32 with only a small gap in performance to idealized symmetric networks, a crucial requirement when assessing biological plausibility [54].

The study of asymmetric weights has received a lot of attention both in early and recent work on artificial neural networks [12–14, 44, 55, 56]. Our findings are in keeping with this body of literature as we also found that learning with fully asymmetric weights is possible on small datasets through sub-optimal but non-zero alignment with back propagation. However, reminiscent of studies on Feedback Alignment [12], training becomes more challenging in deeper networks and on larger datasets where additional objectives are required [54, 57, 58]. Although our findings do not provide a solution how to completely dispense with the symmetry requirement for gradient estimate, they are more general than previous work since the *same* dynamics and learning rule is applied to both feed-forward and feedback weights in the network. Getting rid of the symmetry requirement might require different paradigms to circumvent the need for feedback altogether, such as [17, 18, 21, 43, 59, 60].

Nevertheless, several questions pertaining to the plausible implementation of EP remain open. For instance, removing the bias due to finite nudge with hEP requires the neurons to oscillate in the complex plane. The physical interpretation of complex-valued neurons is not straightforward, but it could be implemented through phase coding [61, 62] in addition to firing rates, which would

require the addition of a fast carrier wave, similar to the gamma rhythm in neurobiology [63]. A detailed study of this potential link to neuronal oscillations found in the brain is left for future work. Another limitation of EP is the required convergence to an equilibrium. Since most current work on EP is performed on digital computers, which simulate the substrate physics, and not performed on analog substrates on which this relaxation is achieved through device physics “for free,” [64, 65] the relaxation phase currently limits the size and depth of models trainable with EP. This simulation cost is presumably also the reason for EP’s lower task performance compared to other BP alternatives [17, 18, 55, 56]. It is not clear whether slow convergence would be an issue in neurobiology, where theoretical work on spiking neural networks suggests that they may be ideally suited for rapid relaxation dynamics toward a quasi-equilibrium through efficient coding [66–72]. Moreover, the potential issue of fast convergence is shared broadly among the class of EBMs [73], and has sparked research towards fundamentally new ways of performing credit assignment [15, 19, 20]. Finally, EBM architectures such as modern Hopfield networks [74, 75], or different ways of reaching equilibrium [67, 68, 76, 77] could help make the algorithm faster and more plausible.

In summary, our work strengthens EP as a theoretical framework for understanding learning processes in physical neural networks, a key requirement for designing power efficient systems that learn with their own relaxation dynamics.

Acknowledgments and Disclosure of Funding

We thank all members of the Zenke Group for comments and discussions. We thank Maxence Ernout, Nicolas Zucchet, Jack Kendall and Benjamin Scellier for helpful feedback. This project was supported by the Swiss National Science Foundation [grant numbers PCEFP3_202981 and TMPFP3_210282] and the Novartis Research Foundation. The authors declare no competing interests.

References

- [1] David E Rumelhart, Geoffrey E Hinton, and Ronald J Williams. Learning representations by back-propagating errors. *Nature*, 323(6088):533–536, 1986.
- [2] Timothy P Lillicrap, Adam Santoro, Luke Marris, Colin J Akerman, and Geoffrey Hinton. Backpropagation and the brain. *Nature Reviews Neuroscience*, 21(6):335–346, 2020.
- [3] James CR Whittington and Rafal Bogacz. Theories of error back-propagation in the brain. *Trends in cognitive sciences*, 23(3):235–250, 2019.
- [4] Stephen Grossberg. Competitive learning: From interactive activation to adaptive resonance. *Cognitive science*, 11(1):23–63, 1987.
- [5] Benjamin Scellier and Yoshua Bengio. Equilibrium propagation: Bridging the gap between energy-based models and backpropagation. *Frontiers in computational neuroscience*, 11:24, 2017.
- [6] John J Hopfield. Neurons with graded response have collective computational properties like those of two-state neurons. *Proceedings of the national academy of sciences*, 81(10):3088–3092, 1984.
- [7] Axel Laborieux and Friedemann Zenke. Holomorphic equilibrium propagation computes exact gradients through finite size oscillations. In S. Koyejo, S. Mohamed, A. Agarwal, D. Belgrave, K. Cho, and A. Oh, editors, *Advances in Neural Information Processing Systems*, volume 35, pages 12950–12963. Curran Associates, Inc., 2022. URL https://proceedings.neurips.cc/paper_files/paper/2022/file/545a114e655f9d25ba0d56ea9a01fc6e-Paper-Conference.pdf.
- [8] Benjamin Scellier, Anirudh Goyal, Jonathan Binas, Thomas Mesnard, and Yoshua Bengio. Generalization of equilibrium propagation to vector field dynamics. *arXiv preprint arXiv:1808.04873*, 2018.
- [9] Maxence Ernout, Julie Grollier, Damien Querlioz, Yoshua Bengio, and Benjamin Scellier. Equilibrium propagation with continual weight updates. *arXiv preprint arXiv:2005.04168*, 2020.

- [10] Adam A. Kohan, Edward A. Rietman, and Hava T. Siegelmann. Error Forward-Propagation: Reusing Feedforward Connections to Propagate Errors in Deep Learning, August 2018.
- [11] Axel Laborieux, Maxence Ernoult, Benjamin Scellier, Yoshua Bengio, Julie Grollier, and Damien Querlioz. Scaling equilibrium propagation to deep convnets by drastically reducing its gradient estimator bias. *Frontiers in neuroscience*, 15:129, 2021.
- [12] Timothy P Lillicrap, Daniel Cownden, Douglas B Tweed, and Colin J Akerman. Random synaptic feedback weights support error backpropagation for deep learning. *Nature communications*, 7(1):1–10, 2016.
- [13] Arild Nøkland. Direct feedback alignment provides learning in deep neural networks. *Advances in neural information processing systems*, 29, 2016.
- [14] Julien Launay, Iacopo Poli, François Boniface, and Florent Krzakala. Direct feedback alignment scales to modern deep learning tasks and architectures. *Advances in neural information processing systems*, 33:9346–9360, 2020.
- [15] David G. Clark, L. F. Abbott, and SueYeon Chung. Credit Assignment Through Broadcasting a Global Error Vector, October 2021.
- [16] Maria Refinetti, Stéphane d’Ascoli, Ruben Ohana, and Sebastian Goldt. Align, then memorise: The dynamics of learning with feedback alignment, June 2021.
- [17] Mengye Ren, Simon Kornblith, Renjie Liao, and Geoffrey Hinton. Scaling forward gradient with local losses. In *The Eleventh International Conference on Learning Representations*, 2023. URL <https://openreview.net/forum?id=JxpBP1JM15->.
- [18] Adrien Journé, Hector Garcia Rodriguez, Qinghai Guo, and Timoleon Moraitis. Hebbian deep learning without feedback. In *The Eleventh International Conference on Learning Representations*, 2023. URL https://openreview.net/forum?id=8gd4M-_Rj1.
- [19] Geoffrey Hinton. The forward-forward algorithm: Some preliminary investigations. *arXiv preprint arXiv:2212.13345*, 2022.
- [20] Giorgia Dellaferera and Gabriel Kreiman. Error-driven Input Modulation: Solving the Credit Assignment Problem without a Backward Pass. In *Proceedings of the 39th International Conference on Machine Learning*, pages 4937–4955. PMLR, June 2022.
- [21] Sindy Löwe, Peter O’Connor, and Bastiaan Veeling. Putting an end to end-to-end: Gradient-isolated learning of representations. *Advances in neural information processing systems*, 32, 2019.
- [22] Pierre Baldi. Gradient descent learning algorithm overview: A general dynamical systems perspective. *IEEE Transactions on neural networks*, 6(1):182–195, 1995.
- [23] Franco Scarselli, Marco Gori, Ah Chung Tsoi, Markus Hagenbuchner, and Gabriele Monfardini. The graph neural network model. *IEEE transactions on neural networks*, 20(1):61–80, 2008.
- [24] Renjie Liao, Yuwen Xiong, Ethan Fetaya, Lisa Zhang, KiJung Yoon, Xaq Pitkow, Raquel Urtasun, and Richard Zemel. Reviving and improving recurrent back-propagation. In *International Conference on Machine Learning*, pages 3082–3091. PMLR, 2018.
- [25] Luis B Almeida. A learning rule for asynchronous perceptrons with feedback in a combinatorial environment. In *Artificial neural networks: concept learning*, pages 102–111. IEEE Computer Society Press, 1990.
- [26] Fernando Pineda. Generalization of back propagation to recurrent and higher order neural networks. In *Neural information processing systems*, 1987.
- [27] Shaojie Bai, J Zico Kolter, and Vladlen Koltun. Deep equilibrium models. *Advances in Neural Information Processing Systems*, 32, 2019.
- [28] Benjamin Scellier and Yoshua Bengio. Equivalence of equilibrium propagation and recurrent backpropagation. *Neural computation*, 31(2):312–329, 2019.

- [29] Walter Appel. *Mathematics for physics and physicists*. Princeton University Press, 2007.
- [30] Ezekiel Williams, Colin Bredenberg, and Guillaume Lajoie. Flexible phase dynamics for bio-plausible contrastive learning. *arXiv preprint arXiv:2302.12431*, 2023.
- [31] Yang Dan and Mu-ming Poo. Spike timing-dependent plasticity of neural circuits. *Neuron*, 44(1):23–30, 2004.
- [32] Claudia Clopath and Wulfram Gerstner. Voltage and spike timing interact in stdp—a unified model. *Frontiers in synaptic neuroscience*, 2:25, 2010.
- [33] Shaojie Bai, Vladlen Koltun, and J Zico Kolter. Stabilizing equilibrium models by jacobian regularization. *arXiv preprint arXiv:2106.14342*, 2021.
- [34] Michael F Hutchinson. A stochastic estimator of the trace of the influence matrix for laplacian smoothing splines. *Communications in Statistics-Simulation and Computation*, 18(3):1059–1076, 1989.
- [35] Christopher H Stock, Sarah E Harvey, Samuel A Ocko, and Surya Ganguli. Synaptic balancing: A biologically plausible local learning rule that provably increases neural network noise robustness without sacrificing task performance. *PLOS Computational Biology*, 18(9):e1010418, 2022.
- [36] Alexander Meulemans, Francesco Carzaniga, Johan Suykens, João Sacramento, and Benjamin F Grewe. A theoretical framework for target propagation. *Advances in Neural Information Processing Systems*, 33:20024–20036, 2020.
- [37] Maxence Ernoult, Fabrice Normandin, Abhinav Moudgil, Sean Spinney, Eugene Belilovsky, Irina Rish, Blake Richards, and Yoshua Bengio. Towards scaling difference target propagation by learning backprop targets. *arXiv preprint arXiv:2201.13415*, 2022.
- [38] Dong-Hyun Lee, Saizheng Zhang, Asja Fischer, and Yoshua Bengio. Difference target propagation. In *Joint european conference on machine learning and knowledge discovery in databases*, pages 498–515. Springer, 2015.
- [39] Yoshua Bengio. How auto-encoders could provide credit assignment in deep networks via target propagation. *arXiv preprint arXiv:1407.7906*, 2014.
- [40] Yann Le Cun, Conrad Galland, and Geoffrey E Hinton. Gemini: gradient estimation through matrix inversion after noise injection. *Advances in neural information processing systems*, 1, 1988.
- [41] Laurenz Wiskott and Terrence J Sejnowski. Slow feature analysis: Unsupervised learning of invariances. *Neural computation*, 14(4):715–770, 2002.
- [42] David Lipshutz, Charles Windolf, Siavash Golkar, and Dmitri Chklovskii. A Biologically Plausible Neural Network for Slow Feature Analysis. In *Advances in Neural Information Processing Systems*, volume 33, pages 14986–14996. Curran Associates, Inc., 2020. URL <https://proceedings.neurips.cc/paper/2020/hash/ab73f542b6d60c4de151800b8abc0a6c-Abstract.html>.
- [43] Manu Srinath Halvagal and Friedemann Zenke. The combination of hebbian and predictive plasticity learns invariant object representations in deep sensory networks. *bioRxiv*, 2022.
- [44] John F Kolen and Jordan B Pollack. Backpropagation without weight transport. In *Proceedings of 1994 IEEE International Conference on Neural Networks (ICNN'94)*, volume 3, pages 1375–1380. IEEE, 1994.
- [45] Mohamed Akrouf, Collin Wilson, Peter Humphreys, Timothy Lillicrap, and Douglas B Tweed. Deep Learning without Weight Transport. In *Advances in Neural Information Processing Systems*, volume 32. Curran Associates, Inc., 2019.
- [46] Maxence Ernoult, Julie Grollier, Damien Querlioz, Yoshua Bengio, and Benjamin Scellier. Updates of equilibrium prop match gradients of backprop through time in an rnn with static input. *Advances in neural information processing systems*, 32, 2019.

- [47] James Bradbury, Roy Frostig, Peter Hawkins, Matthew James Johnson, Chris Leary, Dougal Maclaurin, George Necula, Adam Paszke, Jake VanderPlas, Skye Wanderman-Milne, and Qiao Zhang. JAX: composable transformations of Python+NumPy programs, 2018. URL <http://github.com/google/jax>.
- [48] Jonathan Heek, Anselm Levskaya, Avital Oliver, Marvin Ritter, Bertrand Rondepierre, Andreas Steiner, and Marc van Zee. Flax: A neural network library and ecosystem for JAX, 2020. URL <http://github.com/google/flax>.
- [49] Martín Abadi, Ashish Agarwal, Paul Barham, Eugene Brevdo, Zhifeng Chen, Craig Citro, Greg S. Corrado, Andy Davis, Jeffrey Dean, Matthieu Devin, Sanjay Ghemawat, Ian Goodfellow, Andrew Harp, Geoffrey Irving, Michael Isard, Yangqing Jia, Rafal Jozefowicz, Lukasz Kaiser, Manjunath Kudlur, Josh Levenberg, Dan Mané, Rajat Monga, Sherry Moore, Derek Murray, Chris Olah, Mike Schuster, Jonathon Shlens, Benoit Steiner, Ilya Sutskever, Kunal Talwar, Paul Tucker, Vincent Vanhoucke, Vijay Vasudevan, Fernanda Viégas, Oriol Vinyals, Pete Warden, Martin Wattenberg, Martin Wicke, Yuan Yu, and Xiaoqiang Zheng. TensorFlow: Large-scale machine learning on heterogeneous systems, 2015. URL <http://tensorflow.org/>. Software available from tensorflow.org.
- [50] Han Xiao, Kashif Rasul, and Roland Vollgraf. Fashion-mnist: a novel image dataset for benchmarking machine learning algorithms. *arXiv preprint arXiv:1708.07747*, 2017.
- [51] Adam Kohan, Edward A. Rietman, and Hava T. Siegelmann. Signal Propagation: The Framework for Learning and Inference in a Forward Pass. *IEEE Transactions on Neural Networks and Learning Systems*, pages 1–12, 2023. ISSN 2162-237X, 2162-2388. doi: 10.1109/TNNLS.2022.3230914.
- [52] Alex Krizhevsky. Learning multiple layers of features from tiny images. Technical report, University of Toronto, 2009.
- [53] Friedemann Zenke, Wulfram Gerstner, and Surya Ganguli. The temporal paradox of Hebbian learning and homeostatic plasticity. *Curr Opin Neurobiol*, 43:166–176, April 2017. ISSN 0959-4388. doi: 10.1016/j.conb.2017.03.015. URL <http://www.sciencedirect.com/science/article/pii/S0959438817300910>.
- [54] Sergey Bartunov, Adam Santoro, Blake Richards, Luke Marris, Geoffrey E Hinton, and Timothy Lillicrap. Assessing the scalability of biologically-motivated deep learning algorithms and architectures. *Advances in neural information processing systems*, 31, 2018.
- [55] Alexandre Payeur, Jordan Guerguiev, Friedemann Zenke, Blake A Richards, and Richard Naud. Burst-dependent synaptic plasticity can coordinate learning in hierarchical circuits. *Nature neuroscience*, 24(7):1010–1019, 2021.
- [56] Will Greedy, Heng Wei Zhu, Joseph Pemberton, Jack Mellor, and Rui Ponte Costa. Single-phase deep learning in cortico-cortical networks. *Advances in Neural Information Processing Systems*, 35:24213–24225, 2022.
- [57] Will Xiao, Honglin Chen, Qianli Liao, and Tomaso Poggio. Biologically-plausible learning algorithms can scale to large datasets, December 2018.
- [58] Qianli Liao, Joel Z. Leibo, and Tomaso Poggio. How Important is Weight Symmetry in Backpropagation?, February 2016.
- [59] Charlotte Frenkel, Martin Lefebvre, and David Bol. Learning Without Feedback: Fixed Random Learning Signals Allow for Feedforward Training of Deep Neural Networks. *Frontiers in Neuroscience*, 15:629892, February 2021. ISSN 1662-453X. doi: 10.3389/fnins.2021.629892.
- [60] Timoleon Moraitis, Dmitry Toichkin, Adrien Journé, Yansong Chua, and Qinghai Guo. Softhebb: Bayesian inference in unsupervised hebbian soft winner-take-all networks. *Neuromorphic Computing and Engineering*, 2(4):044017, 2022.
- [61] E Paxon Frady and Friedrich T Sommer. Robust computation with rhythmic spike patterns. *Proceedings of the National Academy of Sciences*, 116(36):18050–18059, 2019.

- [62] Connor Bybee, E Paxon Frady, and Friedrich T Sommer. Deep learning in spiking phasor neural networks. *arXiv preprint arXiv:2204.00507*, 2022.
- [63] Andreas K Engel, Pascal Fries, and Wolf Singer. Dynamic predictions: oscillations and synchrony in top-down processing. *Nature Reviews Neuroscience*, 2(10):704–716, 2001.
- [64] Su-in Yi, Jack D Kendall, R Stanley Williams, and Suhas Kumar. Activity-difference training of deep neural networks using memristor crossbars. *Nature Electronics*, 6(1):45–51, 2023.
- [65] Jack Kendall, Ross Pantone, Kalpana Manickavasagam, Yoshua Bengio, and Benjamin Scellier. Training end-to-end analog neural networks with equilibrium propagation. *arXiv preprint arXiv:2006.01981*, 2020.
- [66] Sophie Denève and Christian K. Machens. Efficient codes and balanced networks. *Nat Neurosci*, 19(3):375–382, March 2016. ISSN 1097-6256. doi: 10.1038/nn.4243. URL <http://www.nature.com/neuro/journal/v19/n3/full/nn.4243.html>.
- [67] Paul Haider, Benjamin Ellenberger, Laura Kriener, Jakob Jordan, Walter Senn, and Mihai A Petrovici. Latent equilibrium: Arbitrarily fast computation with arbitrarily slow neurons. *Advances in Neural Information Processing Systems*, 34:17839–17851, 2021.
- [68] Walter Senn, Dominik Dold, Akos F Kungl, Benjamin Ellenberger, Jakob Jordan, Yoshua Bengio, Joao Sacramento, and Mihai A Petrovici. A neuronal least-action principle for real-time learning in cortical circuits. *bioRxiv*, pages 2023–03, 2023.
- [69] João Sacramento, Rui Ponte Costa, Yoshua Bengio, and Walter Senn. Dendritic cortical microcircuits approximate the backpropagation algorithm. *Advances in neural information processing systems*, 31, 2018.
- [70] Alexander Meulemans, Matilde Tristany Farinha, Javier García Ordóñez, Pau Vilimelis Aceituno, João Sacramento, and Benjamin F Grewe. Credit assignment in neural networks through deep feedback control. *Advances in Neural Information Processing Systems*, 34:4674–4687, 2021.
- [71] Alexander Meulemans, Nicolas Zucchet, Seijin Kobayashi, Johannes Von Oswald, and João Sacramento. The least-control principle for local learning at equilibrium. *Advances in Neural Information Processing Systems*, 35:33603–33617, 2022.
- [72] Alexander Meulemans, Matilde Tristany Farinha, Maria R Cervera, João Sacramento, and Benjamin F Grewe. Minimizing control for credit assignment with strong feedback. In *International Conference on Machine Learning*, pages 15458–15483. PMLR, 2022.
- [73] Nicolas Zucchet and João Sacramento. Beyond backpropagation: bilevel optimization through implicit differentiation and equilibrium propagation. *Neural Computation*, 34(12):2309–2346, 2022.
- [74] Dmitry Krotov and John J Hopfield. Dense associative memory for pattern recognition. *Advances in neural information processing systems*, 29, 2016.
- [75] Hubert Ramsauer, Bernhard Schäfl, Johannes Lehner, Philipp Seidl, Michael Widrich, Thomas Adler, Lukas Gruber, Markus Holzleitner, Milena Pavlović, Geir Kjetil Sandve, et al. Hopfield networks is all you need. *arXiv preprint arXiv:2008.02217*, 2020.
- [76] Artur Luczak, Bruce L McNaughton, and Yoshimasa Kubo. Neurons learn by predicting future activity. *Nature Machine Intelligence*, pages 1–11, 2022.
- [77] Nicolas Zucchet, Simon Schug, Johannes von Oswald, Dominic Zhao, and João Sacramento. A contrastive rule for meta-learning. *arXiv preprint arXiv:2104.01677*, 2021.
- [78] A Stergiou, R Poppe, and G Kalliatakis. Refining activation downsampling with softpool. *arxiv* 2021. *arXiv preprint arXiv:2101.00440*, 2021.
- [79] Stefan Elfving, Eiji Uchibe, and Kenji Doya. Sigmoid-weighted linear units for neural network function approximation in reinforcement learning. *Neural Networks*, 107:3–11, 2018.
- [80] Ilya Loshchilov and Frank Hutter. Decoupled weight decay regularization. *arXiv preprint arXiv:1711.05101*, 2017.

A Mathematical background

A.1 Complex analysis

Here we provide intuitions and the minimal theoretical background on complex analysis to allow appreciating the results presented in Sections 3.1 and 3.2. We refer the interested reader to [29] for a more complete introduction.

The notion of complex differentiability in a point $z_0 \in \mathbb{C}$ is defined for a function $f : z \in \mathbb{C} \mapsto f(z) \in \mathbb{C}$ by the existence of the limit:

$$\lim_{z \rightarrow z_0} \frac{f(z) - f(z_0)}{z - z_0}. \quad (13)$$

The limit is written $f'(z_0)$, and the function f is said to be “holomorphic” in z_0 . Although the definition is similar to \mathbb{R} -differentiability, the fact that the limit is taken with a complex number that can go to z_0 from all directions in the complex plane makes the variation of f more “rigid”. However, most usual functions on real numbers can be extended to complex inputs and outputs and are holomorphic, such as the exponential, the sigmoid, all polynomials, trigonometric functions, softmax, and logarithm. Non-holomorphic functions include functions that, for instance, use the absolute value or min/max operators.

In exchange for the rigidity of holomorphic functions, one obtains the possibility to express their derivatives at any order through integrals as described by the Cauchy formulas.

$$f^{(n)}(z_0) = \frac{n!}{2i\pi} \oint_{\gamma} \frac{f(z)}{(z - z_0)^{n+1}} dz, \quad (14)$$

where $n!$ is the factorial product of integers up to n , i is the imaginary unit, and the integral is taken over a path $\gamma \subset \mathbb{C}$ going around z_0 once and counterclockwise, and provided that f is holomorphic on a set that includes the path. For instance, for $n = 0$ and the path $\gamma : \theta \in [-\pi, \pi] \mapsto z_0 + re^{i\theta}$, doing the change of variable $dz = rie^{i\theta} d\theta$ yields the mean value property linking the value of f in z_0 to its variation on a circle of radius r going around z_0 :

$$\begin{aligned} f(z_0) &= \frac{1}{2i\pi} \int_{-\pi}^{\pi} \frac{f(z_0 + re^{i\theta})}{z_0 + re^{i\theta} - z_0} rie^{i\theta} d\theta, \\ f(z_0) &= \frac{1}{2\pi} \int_{-\pi}^{\pi} f(z_0 + re^{i\theta}) d\theta. \end{aligned} \quad (15)$$

And $f'(z_0)$ can be computed by plugging $n = 1$ in Eq. (14), and the same change of variable:

$$\begin{aligned} f'(z_0) &= \frac{1}{2i\pi} \oint_{\gamma} \frac{f(z)}{(z - z_0)^2} dz, \\ f'(z_0) &= \frac{1}{2i\pi} \int_{-\pi}^{\pi} \frac{f(z_0 + re^{i\theta})}{(z_0 + re^{i\theta} - z_0)^2} rie^{i\theta} d\theta, \\ f'(z_0) &= \frac{1}{2\pi r} \int_{-\pi}^{\pi} f(z_0 + re^{i\theta}) e^{-i\theta} d\theta. \end{aligned} \quad (16)$$

Importantly, these formulas are integrals over a non-vanishing radius $r > 0$ where the integrands only involve the function f , which is a promising conceptual step toward biological plausibility and hardware design since integrals are easier to implement in noisy substrates than finite differences.

A.2 Hutchinson trace estimator

The Hutchinson trace estimator [34] refers to the following “trick” to estimate the trace of a square matrix $M = [m_{ij}]$: suppose we have a random vector $\varepsilon \in \mathbb{R}^n$ such that $\mathbb{E}[\varepsilon\varepsilon^T] = I$, where I is the

identity matrix. Then we have:

$$\begin{aligned}
\mathbb{E}[\boldsymbol{\varepsilon}^\top M \boldsymbol{\varepsilon}] &= \mathbb{E} \left[\sum_{ij} m_{ij} \varepsilon_i \varepsilon_j \right] \\
&= \sum_{ij} m_{ij} \mathbb{E}[\varepsilon_i \varepsilon_j] \\
&= \sum_{ij} m_{ij} I_{ij} \\
&= \sum_i m_{ii} = \text{Tr}(M).
\end{aligned} \tag{17}$$

Since the Frobenius norm can be expressed with the trace operator, it can be estimated in the same way. For instance, the Frobenius norm of the asymmetric part A of the Jacobian J_F , $A = \frac{1}{2}(J_F - J_F^\top)$ is given by:

$$\begin{aligned}
\|A\|^2 &= \text{Tr}(A^\top A) \\
&= \frac{1}{4} \text{Tr}((J_F^\top - J_F)(J_F - J_F^\top)) \\
&= \frac{1}{4} \text{Tr}(J_F^\top J_F - J_F^\top J_F^\top - J_F J_F + J_F J_F^\top) \\
&= \frac{1}{2} \text{Tr}(J_F^\top J_F) - \frac{1}{2} \text{Tr}(J_F^2) \\
&= \frac{1}{2} \mathbb{E}[\boldsymbol{\varepsilon}^\top J_F^\top J_F \boldsymbol{\varepsilon}] - \frac{1}{2} \mathbb{E}[\boldsymbol{\varepsilon}^\top J_F^2 \boldsymbol{\varepsilon}] \quad \text{using Eq. (17)} \\
&= \frac{1}{2} \mathbb{E}[\|J_F \boldsymbol{\varepsilon}\|^2 - \boldsymbol{\varepsilon}^\top J_F^2 \boldsymbol{\varepsilon}].
\end{aligned} \tag{18}$$

To obtain the fourth line, we used the linear property of the trace operator, the fact that the trace is unchanged by the matrix transposition, and fact that $\text{Tr}(M_1 M_2) = \text{Tr}(M_2 M_1)$ for any two matrices M_1 and M_2 , which is a consequence of the symmetry of the Frobenius inner product. The final quantity in Eq. (18) can be estimated efficiently with vector-Jacobian product routines available in automatic differentiation frameworks such as JAX or PyTorch, without instantiating the full Jacobian matrix.

B Relation between the energy and vector field gradient formulas

Here we briefly provide an intuition for how the EP gradient formula obtained with the energy function formalism [5] relates to the EP gradient formula obtained directly with the vector field (Eq. (6), [8]). Although the formulas seem different, they are in fact equivalent. The main takeaway is that the connections w_{ij} and w_{ji} are fused into a single parameter in the energy function formalism, whereas the vector field formalism distinguishes the two. For a continuous Hopfield model with two-body interaction terms of the form $-\sigma(u_i)w_{ij}\sigma(u_j)$, the energy-based (EB) gradient of the loss with respect to w_{ij} is [5]:

$$\left. \frac{d\mathcal{L}}{dw_{ij}} \right|_{\text{EB}} = \left. \frac{d\sigma(u_i^*)\sigma(u_j^*)}{d\beta} \right|_{\beta=0}.$$

If we use the product rule of derivatives, we obtain:

$$\left. \frac{d\mathcal{L}}{dw_{ij}} \right|_{\text{EB}} = \sigma(u_i^*)\sigma'(u_j^*) \left. \frac{du_j^*}{d\beta} \right|_{\beta=0} + \sigma(u_j^*)\sigma'(u_i^*) \left. \frac{du_i^*}{d\beta} \right|_{\beta=0}.$$

Both terms in the sum corresponds respectively to the vector field (VF) gradient formula for w_{ij} and w_{ji} . Here $\frac{\partial F}{\partial w_{ij}} = \sigma(u_i^*)\sigma'(u_j^*)$. Therefore, we have:

$$\left. \frac{d\mathcal{L}}{dw_{ij}} \right|_{\text{EB}} = \left. \frac{d\mathcal{L}}{dw_{ij}} \right|_{\text{VF}} + \left. \frac{d\mathcal{L}}{dw_{ji}} \right|_{\text{VF}}.$$

C Theoretical proofs

C.1 Convergence of the continuous-time estimate

We recall the limit:

$$\frac{1}{t|\beta|} \int_0^t \mathbf{u}_{\beta(\tau)}^* e^{-2i\pi\tau/T} d\tau \xrightarrow{t \rightarrow \infty} \left. \frac{d\mathbf{u}^*}{d\beta} \right|_{\beta=0}.$$

We split the running time t into an integer k amount of periods $t = kT + t'$. Then by splitting the integral we have:

$$\begin{aligned} \frac{1}{t|\beta|} \int_0^t \mathbf{u}_{\beta(\tau)}^* e^{-2i\pi\tau/T} d\tau &= \frac{1}{t|\beta|} \int_0^{kT+t'} \mathbf{u}_{\beta(\tau)}^* e^{-2i\pi\tau/T} d\tau \\ &= \frac{1}{t|\beta|} \left(k \int_0^T \mathbf{u}_{\beta(\tau)}^* e^{-2i\pi\tau/T} d\tau + \int_0^{t'} \mathbf{u}_{\beta(\tau)}^* e^{-2i\pi\tau/T} d\tau \right) \\ &= \frac{1}{t|\beta|} \left(kT|\beta| \left. \frac{d\mathbf{u}^*}{d\beta} \right|_{\beta=0} + \int_0^{t'} \mathbf{u}_{\beta(\tau)}^* e^{-2i\pi\tau/T} d\tau \right) \\ &= \frac{t-t'}{t} \left. \frac{d\mathbf{u}^*}{d\beta} \right|_{\beta=0} + \frac{1}{t|\beta|} \int_0^{t'} \mathbf{u}_{\beta(\tau)}^* e^{-2i\pi\tau/T} d\tau. \end{aligned} \quad (19)$$

Since $0 < t' < T$, the first term converges toward $d_{\beta}\mathbf{u}^*$, and the second term is a bounded integral divided by t , and therefore goes to 0 as $t \rightarrow \infty$.

For the pre-synaptic term we recall the statement:

$$\frac{1}{t} \int_0^t \frac{\partial F}{\partial \boldsymbol{\theta}}(\mathbf{u}_{\beta(\tau)}^*) d\tau \xrightarrow{t \rightarrow \infty} \frac{\partial F}{\partial \boldsymbol{\theta}}(\mathbf{u}_0^*).$$

The proof is the same as above, once we have shown that:

$$\frac{1}{T} \int_0^T \frac{\partial F}{\partial \boldsymbol{\theta}}(\mathbf{u}_{\beta(\tau)}^*) d\tau = \frac{\partial F}{\partial \boldsymbol{\theta}}(\mathbf{u}_0^*). \quad (20)$$

By applying the Mean Value Theorem (Eq. (15)) [29] to the function $\varphi : \beta \in \mathcal{D}_{\mathbf{u}^*} \mapsto \frac{\partial F}{\partial \boldsymbol{\theta}}(\mathbf{u}_{\beta}^*)$ in $\beta = 0$, we have that:

$$\frac{\partial F}{\partial \boldsymbol{\theta}}(\mathbf{u}_0^*) = \frac{1}{2\pi} \int_0^{2\pi} \frac{\partial F}{\partial \boldsymbol{\theta}}(\mathbf{u}_{r e^{i\alpha}}^*) d\alpha,$$

where r is a radius such that the circle is contained in the domain of definition $\mathcal{D}_{\mathbf{u}^*}$ of φ . Then we apply the equation in $r = |\beta|$ and do the change of variable $\alpha = 2\pi\tau/T$, which gives Eq. (20).

C.2 Bias term from Jacobian asymmetry

We recall that $d_{\beta}\mathbf{u}^*$ and $\boldsymbol{\delta}$ are linked by:

$$d_{\beta}\mathbf{u}^* = J_F(\mathbf{u}_0^*)^{-1} J_F(\mathbf{u}_0^*)^{\top} \boldsymbol{\delta}. \quad (21)$$

Let S and A be the symmetric and skew-symmetric parts of J_F , such that $S = (J_F(\mathbf{u}_0^*) + J_F(\mathbf{u}_0^*)^{\top})/2$ and $A = (J_F(\mathbf{u}_0^*) - J_F(\mathbf{u}_0^*)^{\top})/2$. Since $J_F(\mathbf{u}_0^*)$ is assumed invertible and $\|A\|$

is assumed small, we have that S is invertible and:

$$\begin{aligned}
J_F(\mathbf{u}_0^*)^{-1} J_F(\mathbf{u}_0^*)^\top &= (S + A)^{-1} (S - A) \\
&= (I + S^{-1}A)^{-1} S^{-1} (S - A) \\
&= (I + S^{-1}A)^{-1} (I - S^{-1}A) \\
&= \left(\sum_{k=0}^{\infty} (-1)^k (S^{-1}A)^k \right) (I - S^{-1}A) \\
&= \sum_{k=0}^{\infty} (-1)^k (S^{-1}A)^k - \sum_{k=0}^{\infty} (-1)^k (S^{-1}A)^{k+1} \\
&= \sum_{k=0}^{\infty} (-1)^k (S^{-1}A)^k + \sum_{k=1}^{\infty} (-1)^k (S^{-1}A)^k \\
&= I - 2S^{-1}A + 2 \sum_{k=2}^{\infty} (-1)^k (S^{-1}A)^k.
\end{aligned}$$

We used the Neumann Series to compute the inverse $(I + S^{-1}A)^{-1}$, which converges given the assumption $\|S^{-1}A\| \rightarrow 0$. From Eq (21) we can write:

$$d_\beta \mathbf{u}^* = \boldsymbol{\delta} - 2S^{-1}A\boldsymbol{\delta} + o(S^{-1}A\boldsymbol{\delta})$$

D Simulation details

D.1 Numerical estimate of the Cauchy integral

For evaluating the integral in Eq. (7), we set an integer number of N values of β :

$$\beta_k = |\beta| e^{2i\pi k/N}, \quad k \in [0, 1, \dots, N-1].$$

The integral is then approximated by:

$$\frac{1}{T|\beta|} \int_0^T \mathbf{u}_{\beta(\tau)}^* e^{-2i\pi\tau/T} d\tau \approx \frac{1}{N|\beta|} \sum_{k=0}^N \mathbf{u}_{\beta_k}^* e^{-2i\pi k/N}. \quad (22)$$

The leading term of the bias when using N points is $|\beta|^N / (N+1)!$, where $!$ is the factorial product. However, unless specified we used forward mode automatic differentiation to compute the ground truth $d_\beta \mathbf{u}^*$ without bias.

D.2 Architecture and dynamics

Multi-layer networks. The discrete dynamics of the multi-layer networks of experiments in Figs. 2, 3, 4 on Fashion MNIST read:

$$\begin{cases} \mathbf{u}_1 & \leftarrow \mathbf{w}_{in} \mathbf{x} + \sum_{l' \text{ to } 1} \mathbf{w}_{1,l'} \sigma(\mathbf{u}_{l'}) + \mathbf{b}_1, \\ \mathbf{u}_l & \leftarrow \sum_{l' \text{ to } l} \mathbf{w}_{l,l'} \sigma(\mathbf{u}_{l'}) + \mathbf{b}_l, \\ \mathbf{u}_L & \leftarrow \mathbf{w}_{L,L-1}^f \sigma(\mathbf{u}_{L-1}) + \mathbf{b}_L + \beta \mathbf{w}_{ro}^\top (\mathbf{y} - \text{softmax}(\mathbf{w}_{ro} \sigma(\mathbf{u}_L) + \mathbf{b}_{ro})), \end{cases}$$

where $\mathbf{w}_{l,l'}$ is the weight matrix going from layer l' to l , and \mathbf{b}_l the bias of layer l . $(\mathbf{w}_{ro}, \mathbf{b}_{ro})$ is a 10×10 readout layer of the parameterized cross-entropy loss of [11]. In particular, it does not belong to the network connections since it does not influence the free dynamics (when $\beta = 0$). The activation σ is the shifted sigmoid $x \mapsto 1/(1 + e^{-4x+2})$.

Convolutional networks. For the convolutional neural network experiments, the discrete dynamics read:

$$\begin{cases} \mathbf{u}_1 \leftarrow \mathcal{P}(\mathbf{w}_1^f * \mathbf{x}) + \tilde{\mathcal{P}}(\mathbf{u}_1, \mathbf{w}_2^b, \mathbf{u}_2) + \mathbf{b}_1, \\ \mathbf{u}_2 \leftarrow \mathcal{P}(\mathbf{w}_2^f * \sigma(\mathbf{u}_1)) + \tilde{\mathcal{P}}(\mathbf{u}_2, \mathbf{w}_3^b, \mathbf{u}_3) + \mathbf{b}_2, \\ \mathbf{u}_3 \leftarrow \mathcal{P}(\mathbf{w}_3^f * \sigma(\mathbf{u}_2)) + \tilde{\mathcal{P}}(\mathbf{u}_3, \mathbf{w}_4^b, \mathbf{u}_4) + \mathbf{b}_3, \\ \mathbf{u}_4 \leftarrow \mathcal{P}(\mathbf{w}_4^f * \sigma(\mathbf{u}_3)) + \mathbf{b}_4 + \beta \mathbf{w}_{ro}^\top (\mathbf{y} - \text{softmax}(\mathbf{w}_{ro} \sigma(\mathbf{u}_L) + \mathbf{b}_{ro})). \end{cases}$$

Where the superscripts f, b respectively mean forward and backward weights. \mathcal{P} denotes Softmax pooling [78]. The backward convolutional module going from \mathbf{u}_{l+1} to \mathbf{u}_l is defined as:

$$\tilde{\mathcal{P}}(\mathbf{u}_l, \mathbf{w}^b, \mathbf{u}_{l+1}) := \frac{\partial}{\partial \sigma(\mathbf{u}_l)} [\mathbf{u}_{l+1} \cdot \mathcal{P}(\mathbf{w}^b * \sigma(\mathbf{u}_l))].$$

The activation σ is a sigmoid-weighted linear unit [79] defined by:

$$\sigma(x) := \left(\frac{x}{2}\right) \frac{1}{1 + e^{-x}} + \left(1 - \frac{x}{2}\right) \frac{1}{1 + e^{-x+2}}.$$

The shapes of $\mathbf{u}_1, \mathbf{u}_2, \mathbf{u}_3, \mathbf{u}_4$ are respectively $(16, 16, 128), (8, 8, 256), (4, 4, 512), (1, 1, 512)$. The weights are all 3×3 kernel with no strides. The paddings are all ‘same’ except for the last layer. The Softmax pooling has stride 2 and window-size 2×2 . It is defined by [78]:

$$y = \sum_{i \in \mathbf{R}} \left(\frac{e^{x_i}}{\sum_{j \in \mathbf{R}} e^{x_j}} \right) x_i,$$

where \mathbf{R} is the 2×2 window.

D.3 Hyperparameters

Choice of hyperparameters. The learning rate was the main hyperparameter searched for by coarse grid search. The number of time steps was tuned such that the networks have enough time to equilibrate by measuring the norm of the vector field. The coefficient for the homeostatic loss was searched by grid search over the range of 0.1, 1.0, and 10.0. Hyperparameters for the CIFAR-10/100 and ImageNet 32×32 were chosen based on those reported in the literature for similar experiments (for comparison) [7, 11].

Table 3: Hyperparameters used for the Fashion MNIST training experiments.

Hyperparameter	Fig. 3, Table 1, Fig. 4e-h)	Fig. 4a-d)
Batch size	50	50
Optimizer	SGD	Adam
Learning rate	1e-2	1e-4
Momentum	0.9	–
Epochs	50	50
λ_{homeo}	0.1 (Fig. 4e-h)	1.0
T_{free}	150	150
T_{nudge}	20	20

In the case of continuous-time estimates (Table 1, Eqs. (8), (9)), we used 60 time steps for each of the $N = 4 \beta$ values, and five periods, for a total to 1200 time steps per batch.

D.4 Hardware and simulation times

Simulations on Fashion MNIST were run on single RTX 5000 GPU, for 10mins per run and 1 hour for the continuous-time estimate. The convolutional network simulations were run on an in-house cluster consisting of 5 nodes with 4 v100 NVIDIA GPUs each, one node with 4 A100 NVIDIA GPUs, and one node with 8 A40 NVIDIA GPUs. Runs on CIFAR-10/100 took about 8 hours each, and the Imagenet 32×32 runs took 72 hours each. Each run was parallelized over 4 or 8 GPUs by splitting the batch. The free phase with the convolutional architecture was done in half precision, which provided a $2 \times$ speed up compared to using full precision.

Table 4: Hyperparameters used for the CIFAR-10, CIFAR-100 and ImageNet 32×32 training experiments.

Hyperparameter	Fig. 4i-1)	Table 2 CIFAR-(10/100)	Table 2 ImageNet 32×32
Batch size	256	256	256
Optimizer	SGD	SGD	SGD
Learning rate	5e-3	7e-3	5e-3
Weight decay	1e-4	1e-4	1e-4
Momentum	0.9	0.9	0.9
Epochs	90	150	90
λ_{homeo}	10 or 0	15	10
T_{free}	250	250	250
T_{nudge}	40	40	40

* Learning rates were scaled layer-wise by [25, 15, 10, 8, 5] and decayed with cosine schedule [80].