

Robust Recommender System: A Survey and Future Directions

KAIKE ZHANG, Institute of Computing Technology, CAS, China and University of Chinese Academy of Sciences, China

QI CAO* and FEI SUN, Institute of Computing Technology, CAS, China

YUNFAN WU and SHUCHANG TAO, Institute of Computing Technology, CAS, China and University of Chinese Academy of Sciences, China

HUAWEI SHEN and XUEQI CHENG, Institute of Computing Technology, CAS, China and University of Chinese Academy of Sciences, China

With the rapid growth of information, recommender systems have become integral for providing personalized suggestions and overcoming information overload. However, their practical deployment often encounters “dirty” data, where noise or malicious information can lead to abnormal recommendations. Research on improving recommender systems’ robustness against such dirty data has thus gained significant attention. This survey provides a comprehensive review of recent work on recommender systems’ robustness. We first present a taxonomy to organize current techniques for withstanding malicious attacks and natural noise. We then explore state-of-the-art methods in each category, including fraudster detection, adversarial training, certifiable robust training against malicious attacks, and regularization, purification, self-supervised learning against natural noise. Additionally, we summarize evaluation metrics and common datasets used to assess robustness. We discuss robustness across varying recommendation scenarios and its interplay with other properties like accuracy, interpretability, privacy, and fairness. Finally, we delve into open issues and future research directions in this emerging field. Our goal is to equip readers with a holistic understanding of robust recommender systems and spotlight pathways for future research and development.

CCS Concepts: • **General and reference** → **Surveys and overviews**; • **Information systems** → **Recommender systems**; • **Security and privacy** → **Formal security models**.

Additional Key Words and Phrases: Recommender System, Robustness, Survey

ACM Reference Format:

Kaike Zhang, Qi Cao, Fei Sun, Yunfan Wu, Shuchang Tao, Huawei Shen, and Xueqi Cheng. 2023. Robust Recommender System: A Survey and Future Directions. 1, 1 (September 2023), 35 pages. <https://doi.org/XXXXXXX.XXXXXXX>

*Corresponding author

Authors’ addresses: Kaike Zhang, kaikezhang99@gmail.com, Institute of Computing Technology, CAS, Beijing, China, 100190 and University of Chinese Academy of Sciences, Beijing, China, 101408; Qi Cao, caoqi@ict.ac.cn; Fei Sun, sunfei@ict.ac.cn, Institute of Computing Technology, CAS, Beijing, China, 100190; Yunfan Wu, wuyunfan19b@ict.ac.cn; Shuchang Tao, taoshuchang18z@ict.ac.cn, Institute of Computing Technology, CAS, Beijing, China, 100190 and University of Chinese Academy of Sciences, Beijing, China, 101408; Huawei Shen, shenhuawei@ict.ac.cn; Xueqi Cheng, cxq@ict.ac.cn, Institute of Computing Technology, CAS, Beijing, China, 100190 and University of Chinese Academy of Sciences, Beijing, China, 101408.

Permission to make digital or hard copies of all or part of this work for personal or classroom use is granted without fee provided that copies are not made or distributed for profit or commercial advantage and that copies bear this notice and the full citation on the first page. Copyrights for components of this work owned by others than ACM must be honored. Abstracting with credit is permitted. To copy otherwise, or republish, to post on servers or to redistribute to lists, requires prior specific permission and/or a fee. Request permissions from permissions@acm.org.

© 2023 Association for Computing Machinery.

XXXX-XXXX/2023/9-ART \$15.00

<https://doi.org/XXXXXXX.XXXXXXX>

1 INTRODUCTION

In the era of information overload, recommender systems have emerged as powerful tools for providing personalized suggestions across a wide range of applications [28, 35, 49]. From e-commerce platforms like Amazon and Alibaba to streaming services such as YouTube and Netflix, recommender systems have become an important part of the user experience. These systems not only aid users in their decision-making processes but also contribute to revenue growth for businesses. Recommender systems leverage large amounts of data, including past user behavior, demographic information, and contextual data, to generate personalized recommendations for various products, services, and content [64].

Importance and Pervasiveness of Robustness in Recommender Systems. Recommender systems heavily rely on data to provide accurate recommendations to users, using past behavior and preferences to predict future actions [64]. Despite their widespread adoption and value in numerous industries, the natural openness of recommender systems means practical implementations often face the challenge of dealing with dirty data [100, 137]. In 2018, the New York Times reported an article about the gray industry derived from YouTube’s fake views¹. In the same year, the BBC reported that false comments on online review websites could affect £23 billion in British customer spending². In 2021, Guardian reported that Facebook employees found more than 30 cases of political manipulation involving 25 countries on the platform³. Noisy or malicious information can lead to inaccuracies in the recommendations provided, resulting in a poor user experience or reduced business value. Consequently, ensuring the robustness of recommender systems is essential, as it measures recommender systems’ ability to provide stable recommendations when the data is partially damaged [45, 52, 93, 94, 160].

In recent years, the recommender systems’ robustness has become a focal point of research [6, 46, 100, 123, 135, 137, 172]. This trend is evident in the growing number of papers published on the topic, as demonstrated by Figure 1. According to the chart, the number of papers on recommender systems’ robustness has increased significantly since 2019. This surge in interest is also reflected in the inclusion of tutorials and workshops on recommender systems’ robustness at various top-tier conferences. In particular, RecSys featured a tutorial on *Adversarial Learning for Recommendation*⁴ dedicated to robustness in recommender systems [7] in 2020. Similarly, Webconf organized a tutorial on *Trustworthy Recommender Systems*⁵, listing robustness as a key topic in 2023. In addition, several workshops have also underscored the importance of robustness in recommender systems. To enumerate, SIGIR’s *Causality in Search and Recommendation*⁶ (2021), Webconf’s *Decision Making for Information Retrieval and Recommender Systems*⁷ (2023), and SIGKDD’s *Workshop on Industrial Recommendation Systems*⁸ (2021) have earmarked robustness as a core subject. Therefore, we aim to offer a systematic review of recommender systems’ robustness.

Difference with Existing Surveys. Numerous surveys on recommender systems have been published recently. Some of these surveys focus on specific recommender systems, such as graph-based recommender systems [139], knowledge-based recommender systems [121], deep-learning-based recommender systems [164], and reinforcement-learning-based recommender systems [3]. Others explore broader issues beyond accuracy, including trustworthy recommender systems [48],

¹<https://www.nytimes.com/interactive/2018/08/11/technology/youtube-fake-view-sellers.html>

²<https://www.bbc.com/news/technology-43907695>

³<https://www.theguardian.com/technology/2021/apr/12/facebook-loophole-state-backed-manipulation>

⁴<https://recsys.acm.org/recsys20/tutorials/#content-tab-1-3-tab>

⁵<http://shorturl.at/ELO69>

⁶<https://csr21.github.io/>

⁷<https://decisionmaking4ir.github.io/WWW-2023/>

⁸<https://irsworkshop.github.io/2021/>

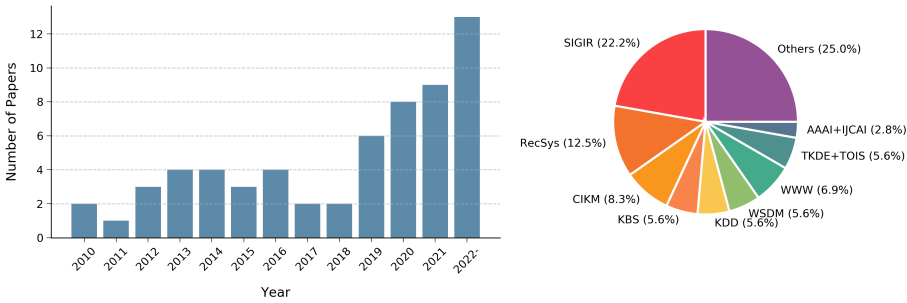


Fig. 1. The statistics of publications related to recommender systems' robustness with the publication year and conference/journal.

debiased recommender systems [25], explainable recommender systems [167], and how to evaluate recommender systems [5, 159]. To the best of our knowledge, existing surveys related to robustness primarily concentrate on a limited part of recommender systems' robustness, with a particular focus on adversarial strategies [8, 39] or the detection methods of malicious users [105]. In addition, while there are surveys that discuss robustness in Computer Vision and Natural Language Processing [133, 170], they do not specifically address recommender systems. Given the unique characteristics of recommender systems tasks, such as the existence of relationships between entities and transductive recommendation scenarios, the methods used to enhance recommender systems' robustness may differ significantly from traditional approaches. Therefore, our survey aims to fill this gap by focusing on robustness in the context of recommender systems and exploring the specific techniques and strategies that are relevant to recommendation tasks.

Papers Collection. In this survey, we undertook an extensive search across premier conferences and journals, including SIGKDD, SIGIR, Webconf, RecSys, WSDM, CIKM, NeurIPS, ICML, TKDE, TOIS, etc. We employed search keywords such as “recommender system”, “recommendation”, “collaborative filtering”, and “matrix factorization”, coupled with terms like “robustness”, “denoise”, “defense”, or “detection”, spanning the period from 2010 to 2023. To ensure the representative nature of our paper collection, we further screened the publications. Notably, while a small number of researchers identify *bias* and *sparseness* as issues pertinent to a kind of robustness [107, 169, 173], there is a gap with the robustness in general, which measures recommender systems' ability to provide stable recommendations when the data is partially damaged [45, 52, 93, 94, 160]. Therefore, in this survey, we consciously exclude papers that solely focus on issues of bias and sparseness to maintain the specificity and relevance of our review. If you are interested in these properties, there are some relevant surveys that have already been conducted on bias [25] and sparseness [2, 51].

Contributions of this survey. We have meticulously arranged a collection of papers regarding the robustness of recommender systems to ensure a quick and efficient understanding for researchers entering into this field. Our goal is to further aid the progress in this area. Briefly, the noteworthy contributions of this survey are as follows:

- A comprehensive and systematic taxonomy for robustness-enhance methods in recommender systems.
- An all-encompassing overview of the representative methodologies, as well as evaluation approaches and datasets currently employed in the domain.
- Detailed discussions encompass various facets: the main consideration of recommender systems' robustness in diverse scenarios, its correlation with other trustworthy properties of recommender systems, as well as open issues coupled with recommender systems' robustness, and trends for future development.

The remaining sections of this survey are organized as follows: In Section 2, we introduce the concept of robustness in the realm of recommender systems, defining what is robustness in recommender systems and discussing the taxonomy within this field. In Sections 3 and 4, we present a detailed exposition of state-of-the-art strategies for developing robust recommender systems, catering to both malicious attacks and natural noise, respectively. Section 5 delves into the metrics and datasets that are commonly employed for evaluating recommender systems' robustness. In Section 6, we discuss the considerations of recommender systems' robustness in various scenarios, while Section 7 focuses on the interrelationship between recommender systems' robustness and other trustworthy properties of recommender systems, such as accuracy, interpretability, privacy, and fairness. Moving towards the conclusion, Section 8 sheds light on the open issues and potential future directions in the research of recommender systems' robustness. Finally, Section 9 provides a succinct conclusion to this comprehensive survey.

2 DEFINITION AND TAXONOMY

In this section, we provide a formal definition of robustness in the context of recommender systems and outline the taxonomy pertinent to this domain. To provide a clear understanding, we first give the formalization of recommendation tasks. Suppose we have a set of M users, denoted by \mathcal{U} , a set of N items, denoted by \mathcal{I} , and a rating set \mathcal{R} , containing feedback $r_{u,i}$ of user $u \in \mathcal{U}$ for item $i \in \mathcal{I}$. The collected user-item interactions are represented by \mathcal{D} , where $(u, i, r_{u,i}) \in \mathcal{D}$. Our goal is to learn a parametric model $f: \mathcal{U} \times \mathcal{I} \rightarrow \mathcal{R}$ from \mathcal{D} that minimizes the following objective function:

$$\mathcal{L}(\mathcal{D}) = \sum_{(u,i,r_{u,i}) \in \mathcal{D}} \psi(f(u, i), r_{u,i}), \quad (1)$$

where ψ is the error function used to measure the distance between the predicted and ground truth labels. In order to facilitate the search for the corresponding meaning of the symbol, we provide the corresponding meaning of the symbol used in this survey in Table 1.

In the actual training process, we typically divide the collected data \mathcal{D} into a training set \mathcal{D}^+ and a test set \mathcal{D}^- . After training on \mathcal{D}^+ through $\mathcal{L}(\mathcal{D}^+)$ mentioned in Equation 1, we obtain a recommender systems model denoted as $f_{\mathcal{D}^+}$.

2.1 Definition of Robustness in Recommender System

The term ‘‘robustness’’ initially described three essential characteristics of a parameterized model: efficiency, stability, and non-breakdown [60]. Efficiency requires the model to be sufficiently accurate. Stability means minor deviations from the model's assumptions should only minimally impact performance. Non-breakdown denotes that large deviations should not catastrophically affect performance. With the development of deep learning, robustness now generally refers to a predictor's ability to maintain performance given minor data perturbations [45], including the data perturbations in the training phase and test phase:

- **Data Perturbations in Training Phase:** This refers to instances where the training data contains part of pollution, often called poisoning attacks [62, 124]. In recommender systems, this aims to manipulate the training data (e.g., inject fake users) to degrade performance or promote/nuke items [30, 120].
- **Data Perturbations in Test Phase:** This refers to instances where the test data is contaminated, typically known as evasion attacks [12, 14]. In recommender systems, this aims to manipulate the test input to mislead recommendations.

Although both types exist, test phase perturbations place stronger restrictions on models, requiring inductive abilities. Therefore, different from robustness in other fields like CV or NLP, almost all

Table 1. Nomenclature

Abbreviation	Description
$(u, i, r_{u,i})$	User-item-rating triplets
\mathcal{U}	User set, $u \in \mathcal{U}$
\mathcal{I}	Item set, $i \in \mathcal{I}$
\mathcal{R}	Interaction set, $r_{u,i} \in \mathcal{R}$
\mathcal{I}_u	The items related to user u
$\mathcal{R}_u/\mathcal{R}_i$	The ratings given by user u / The ratings related to item i
\mathcal{D}	Collected dataset, $(u, i, r_{u,i}) \in \mathcal{D}$
\mathcal{D}^+	Training dataset
\mathcal{D}^-	Test dataset
Δ	Perturbations of data
f_*	recommender systems trained on *
M / M'	Performance of recommender systems trained on clean data / perturbed data
$\psi(\cdot, \cdot)$	Error function
$\delta(\cdot, \cdot)$	Difference function
\mathcal{L}	Loss function
Θ	Model parameters
L_u	Ground truth preferred list for user u
$\hat{L}_u@k / \hat{L}'_u@k$	Top-k recommendation list for user u given by recommender systems trained on clean data / perturbed data

existing research for recommender systems' robustness assumes that data perturbations only occur in the training phase [52, 93, 94, 120, 160]. Hence, in this survey, we only discuss the robustness of the first scenario, i.e., data perturbations in the training phase.

Considering these factors, we propose that the robustness of a recommender system should be measured by its ability to maintain stable recommendations in the presence of perturbations to the training data. We formalize this with the following definition of robust recommender systems:

Definition 2.1 ((ϵ, ϵ)-Robust Recommender Systems). Given a recommendation model f , a dataset $\mathcal{D} = \{\mathcal{D}^+, \mathcal{D}^-\}$, a bounded perturbation Δ with $|\Delta|_p \leq \epsilon$, and an acceptable error threshold ϵ , if

$$|f_{\mathcal{D}^+}(\mathcal{D}^-) - f_{\mathcal{D}^+ + \Delta}(\mathcal{D}^-)| \leq \epsilon, \quad (2)$$

where $f_{\mathcal{D}^+}$ and $f_{\mathcal{D}^+ + \Delta}$ are model f trained on the original and perturbed data respectively, then model f is considered (ϵ, ϵ)-robust.

2.2 Taxonomy of Robustness in Recommender System

Recommender systems function as highly interactive platforms, making them vulnerable to various forms of abnormal data. These anomalies can originate from malicious activities such as injecting fake users and tampering with item information, or from natural noise which typically arises due to human errors or ambiguities in user behavior.

For malicious attacks, attackers often aim to promote/nuke specific items or damage the performance of recommender systems. Generally, adversarial scenarios often restrict the attackers' abilities to manipulate a user's historical behavior. There are typically two types of attacks in recommendation scenarios, as shown in Figure 2(b): (1) Item side information modification: Attackers manipulate item side information to artificially augment the popularity of specific items [33], as depicted in the top of Figure 2(b). (2) Fake user injection (shilling attack): Introducing fake users to inflate or deflate the exposure of certain items or degrade the overall performance of the recommender systems [30, 120], as shown in the bottom of Figure 2(b). It is essential to note that,

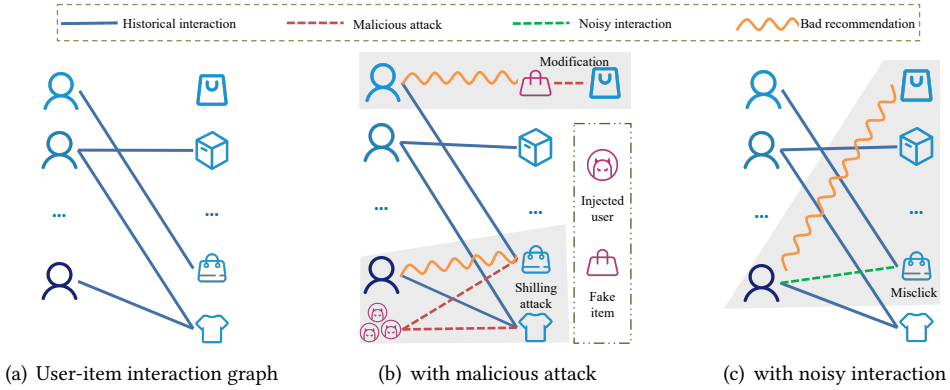


Fig. 2. User-item interaction graph with malicious attack and natural noise.

even with limitations on potential attack, several defense mechanisms against interaction-level attacks have been proposed in the literature [24, 83, 156, 158]. For a comprehensive understanding, these defense methodologies will be elaborated upon in the subsequent sections, particularly in Section 3.2.4.

Natural noise mainly stems from user-generated factors such as human errors, uncertainty, and ambiguity in user behavior [151]. For instance, it may manifest in the historical interactions between users and items, such as misclicks or gifts reflecting others' tastes, as illustrated in Figure 2(c). Note that, noise can also occur in user or item side information, such as incorrect personal information or item tags. However, due to the paucity of research addressing these types of noise in the context of recommender systems [82], Figure 2(c) does not show this category.

To enhance the robustness of recommender systems, it is essential to differentiate between the various types of abnormal data. Accordingly, we categorize the robustness of recommender systems into two primary types based on the nature of these anomalies:

- **Robustness against Malicious Attacks:** This involves strategies to mitigate injected users or falsified item data. Approaches can be broadly divided into three categories: fraudster detection [20, 142, 165], adversarial training [56, 119, 158], and certifiable robust training [83]. Fraudster detection involves identifying fraudsters within the training data and minimizing their influence on model training, either by eliminating them or assigning them lower weights. Adversarial training aims to bolster the model's robustness against malicious attacks by positively introducing small perturbations during the training process. Certifiable robust training involves training the model to function optimally under worst-case perturbations that can be certified.
- **Robustness against Natural Noise:** This involves methods designed to mitigate the impact of noisy interactions. Techniques can be classified into three categories: regularization [23, 160], purification [123, 132], and self-supervised learning [112, 135]. Regularization methods typically introduce a regularization term (e.g., R1-norm regularization [160]) in the loss function, causing the model to downplay the noise in the data. Purification techniques strive to identify and rectify noise in user-item interactions to improve the performance and robustness of the recommender systems. Self-supervised learning approaches endeavor to mitigate noise through generative-based methods (e.g., Denoising Autoencoder [77, 112]) and contrastive-based methods (e.g., contrastive learning [26, 123]).

The taxonomy of publications on recommender systems' robustness is presented in Figure 3.

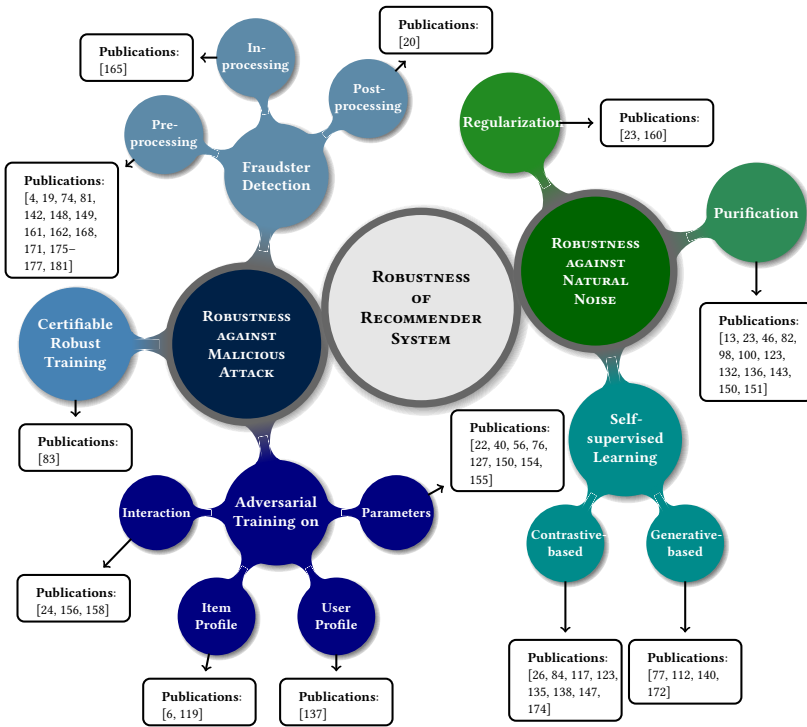


Fig. 3. A lookup graph for the reviewed methods for robustness in recommender systems.

3 ROBUSTNESS AGAINST MALICIOUS ATTACK

In this section, we introduce various representative methods within different categories—fraudster detection, adversarial training, and certifiable robust training—to improve recommender systems’ robustness against malicious attacks.

3.1 Fraudster Detection

The detection of fraudsters is paramount for ensuring the robustness of recommender systems, especially against malicious attacks. Such attacks often involve fraudsters providing misleading feedback to manipulate the system [30, 120]. Thus, fraudster detection aims to identify and eliminate these users to maintain reliable recommendations. Fraudster detection approaches can be categorized into three types, corresponding to when detection occurs: pre-processing, in-processing, and post-processing detection (Figure 5(a)). Pre-processing detection [148, 177] aims to find fraudsters in the original data before training, eliminating their impact from the source. In-processing detection [165] further leverages model feedback during training to detect and weaken fraudster impact. Post-processing detection [20] identifies and corrects bad recommendations caused by fraudsters. Each stage provides tailored detection strategies. Pre-processing is the mainstream approach, while in-processing and post-processing are more recent.

3.1.1 Pre-processing Detection. Pre-processing detection refers to the process of identifying and mitigating fraudsters in recommender systems before the training of the model begins, ensuring an accurate and reliable training process. Pre-processing detection can be divided into two stages, of which the first stage is feature extraction, taking some statistics as the characteristics of each user; the second stage is detection, through the features extracted in the first stage to detect fraudsters.

Table 2. Representative generic features in fraudster detection

Feature	Equation	Description	Publications
DegSim	$\text{DegSim}_u = \frac{\sum_{v \in N_u @ k} W_{u,v}}{k}$	Degree Similarity Neighbors (DegSim): Average Pearson Correlation of a profile's top k neighbors.	[19, 161, 171, 175, 176]
RDMA	$\text{RDMA}_u = \sum_{i \in \mathcal{I}_u} \frac{ r_{u,i} - \bar{r}_i }{ \mathcal{R}_i }$	Rating Deviation Mean Agreement (RDMA): Identifies attackers by examining average deviation and item ratings.	[19, 149, 161, 171, 175, 176]
WDA	$\text{WDA}_u = \sum_{i=0}^{N_u} \frac{ r_{u,i} - \bar{r}_i }{ \mathcal{R}_i }$	Weighted Degree Agreement (WDA): Utilizes the RDMA numerator without considering profile rating count.	[148, 149, 161]
WDMA	$\text{WDMA}_u = \sum_{i \in \mathcal{I}_u} \frac{ r_{u,i} - \bar{r}_i }{ \mathcal{R}_i } \frac{ \mathcal{R}_i ^2}{ \mathcal{I}_u }$	Weighted Deviation Mean Agreement (WDMA): Based on RDMA, assigns higher weight to sparse item ratings.	[142, 148, 149, 161]
MeanVar	$\text{MeanVar}_u = \frac{\sum_{r_{u,i} \in \mathcal{R}_u - \mathcal{R}_u, \max} (r_{u,i} - r_u)^2}{ \mathcal{R}_u - \mathcal{R}_u, \max }$	Mean-Variance (MeanVar): Computes variance between filler items and overall average for attack detection.	[142, 148, 149]
LengthVar	$\text{LengthVar}_u = \frac{ \mathcal{R}_u - \mathcal{R}_u }{\sum_{v \in \mathcal{U}(\mathcal{R}_u - \mathcal{R}_u)} \mathcal{R}_u }$	Length-Variance (LengthVar): Uses profile rating count to distinguish between genuine and attack profiles.	[19, 148, 149, 161]

Feature extraction. Most pre-processing detection methods rely on feature engineering techniques to integrate prior knowledge. Initial studies [161, 162, 175] focused on developing features to represent user characteristics. As an illustration, Zhou et al. [175, 176] introduce two indicators grounded in user attributes: Degree of Similarity with Top Neighbors (DegSim) and Rating Deviation from Mean Agreement (RDMA) [29]. DegSim is based on the average Pearson Correlation of a profile's k -nearest neighbors, thus quantifying the resemblance between a user and their top k nearest neighbors:

$$\text{DegSim}_u = \frac{\sum_{v \in N_u @ k} W_{u,v}}{k}, \quad (3)$$

where $W_{u,v}$ is the Pearson correlation between the profile of user u and user v , and $N_u @ k$ is the k nearest neighbors. RDMA measures the deviation of agreement from other users on a set of target items, combined with the inverse rating frequency for these items:

$$\text{RDMA}_u = \frac{\sum_{i \in \mathcal{I}_u} |r_{u,i} - \bar{r}_i| / |\mathcal{R}_i|}{|\mathcal{I}_u|}, \quad (4)$$

where \mathcal{I}_u is the items related to user u , \bar{r}_i is the average rating for item i , and $|\mathcal{R}_i|$ is the number of the interactions related to item i . Typically, attackers tend to exhibit higher RDMA values and lower DegSim values [175].

Additional features like the Weighted Deviation from Mean Agreement (WDMA) [17, 148], Mean Variance (MeanVar) [142, 149] for filler items⁹ are proposed to aid detection. Table 2 summarizes representative generic features for pre-processing.

Detection. Detection methods for pre-processing can be broadly categorized into supervised, unsupervised, and semi-supervised learning-based approaches. To illustrate the evolution of each category, we show the development trajectory of pre-processing detection methods in Figure 4.

Supervised learning. Fraudster detection through supervised learning leverages labeled datasets to train models that can identify fraudsters. Typically, these datasets are constructed by simulating diverse attack methods and training the model to recognize various malicious activities. With feature engineering, classification models use feature vectors $\mathbf{x} = \{x_1, x_2, \dots, x_n\}$ as:

$$y = f_c(\mathbf{x}) \quad (5)$$

where the f_c can be SVM [161, 162, 177] (MetaSVM, HHTSVM, SVM-TIA), or ensemble method like AdaBoost [149] (RAdaBoost). Additionally, there exists a class of feature-free methods anchored in interaction-based approaches. BP [181] models the probability distribution of fraudsters and target

⁹Filler items are randomly rated items in the profile of the injected user in early non-optimized shilling attack [53]. The broader definition of filler items refers to those items in the user's profile that are neither the highest (push attack) nor the lowest (nuke attack) [17]. This survey adopts the broader definition.

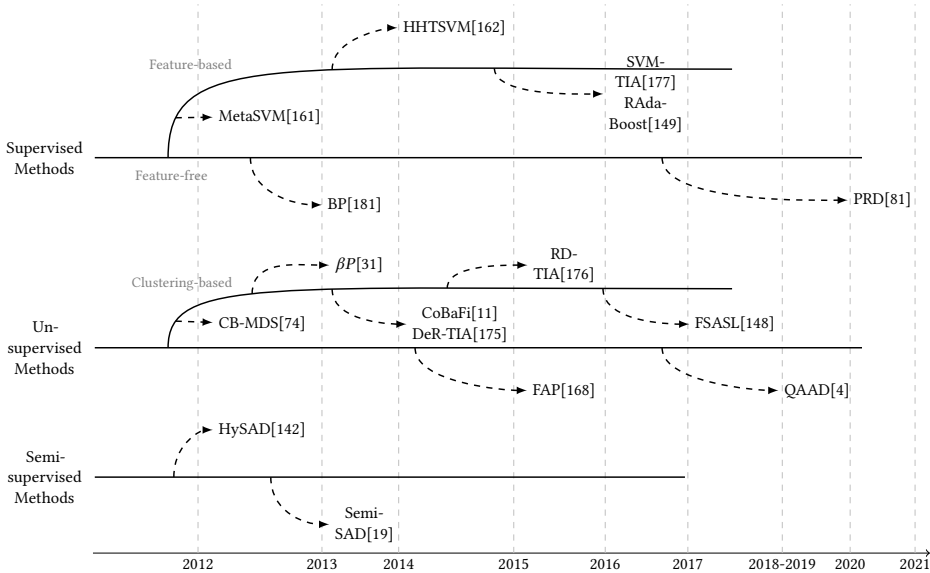


Fig. 4. Main development trajectory of pre-processing detection methods.

items using interactions. It then uses Belief Propagation to infer this distribution for detection. Inspired by Bayesian Personalized Ranking (BPR) [102], PRD [81] detects fraudsters by examining pairwise ranking distributions. By working with rankings, the pairwise approach alleviates sample imbalance issues. This eliminates the need for pre-selected features. Such a feature-free approach is characterized by its adaptability—it avoids over-reliance on pre-selected features, thereby offering defense against ever-mutating malicious tactics.

Unsupervised learning. Unsupervised learning for fraud detection does not require labeled data, instead discerning anomalies or particular patterns. Initial clustering-based methods aim to separate fraudulent and genuine users based on distinct features. As highlighted by Beutel et al. [11] (CoBaFi), detectable spammers often form their distinct clusters.

Therefore, clustering-based methods are prevalent. For example, CB-MDS [74] applies hierarchical clustering, whereas DeR-TIA and RD-TIA [175, 176] utilize k-means [55] to cluster entities. Some methods assume specific cluster properties— βP [31] leverages the β distribution to detect attackers with series pre-selected features. This method leverages the statistical properties of the β distribution to identify suspicious patterns in the data. FSASL [148] takes advantage of the fact that malicious users tend to mimic genuine users, resulting in higher density. Similar density-based clustering approaches, such as DBSCAN [43] and LOF [15], can effectively identify groups of densely connected malicious users within the data.

Beyond clustering-based strategies, FAP [168] identifies the inherent structure of user-item interactions as a valuable detection asset. It exploits this innate graph structure within recommender systems to detect anomalies. In addition, QAAD [4] introduces a probabilistic factorization model that estimates rating likelihoods derived from user and item profiles. They emphasize that genuine users are expected to exhibit higher rating likelihoods based on their profiles compared to fraudsters. This is attributed to the inconsistency between the fabricated profiles of attackers and their associated ratings.

Semi-supervised learning. Semi-supervised learning utilizes a small labeled dataset to train an initial classifier, then enhances it by incorporating unlabeled data through iterative algorithms [142].

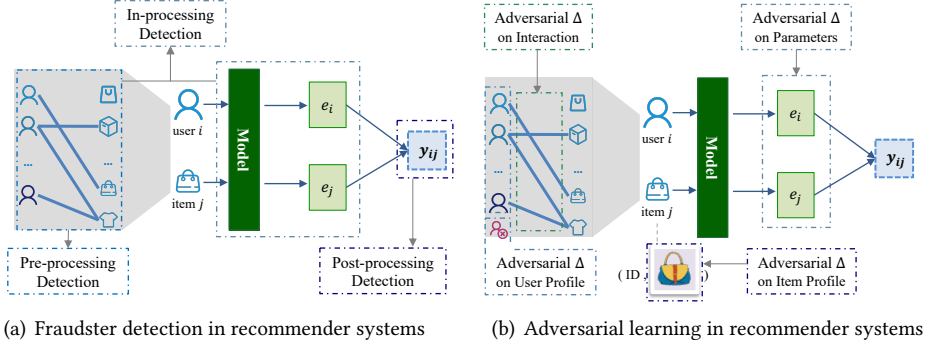


Fig. 5. Fraudster detection & Adversarial learning

The goal is to maximize the available labeled data while leveraging vast unlabeled data to improve detection performance. Notable examples are HySAD [142] and Semi-SAD [19]. They first train a basic classifier on the limited labels. To enhance it, they integrate unlabeled data via the Expectation-Maximization algorithm [89], iteratively refining the classifier. By harnessing insights from unlabeled samples, the classifier progressively improves its accuracy. Other semi-supervised learning techniques such as self-training, co-training, and multi-view learning [178] could be applied to the fraudster detection problem in the future.

Conclusion. While each pre-processing approach offers distinct advantages, challenges persist. Supervised methods face data imbalances with far more genuine than fraudulent data. Unsupervised techniques, lacking explicit direction, may struggle with the subtle detection of fraudsters mirroring genuine users. Despite these issues, potential solutions can be explored in other data analysis domains. Interestingly, some anomaly detection algorithms developed for graph-based data can also be adapted and applied to fraud detection tasks [58, 59, 90]. This migration enables researchers and practitioners to leverage the inherent network structure formed by users and items to uncover fraudsters in recommender systems. Advanced machine learning like deep learning [72] and reinforcement learning [118] could also strengthen detection by exploiting intricate data patterns.

3.1.2 In-processing Detection. In-processing detection refers to identifying and mitigating fraudulent activities in recommender systems during model training. This approach allows for more comprehensive information to be gathered than pre-processing detection, as it takes into account both the initial data and the information from ongoing training process, which could reveal more complex and latent relationships among users and items.

A representative work, GraphRfi [165], formulates the in-processing detection as two tasks:

Fraudster Detection: GraphRfi leverages the output of recommender systems to assist the detector. This assistance is based on the principle of cognitive psychology, which assumes that the behavior of genuine users is coherent and predictable. In other words, if a significant discrepancy exists between a user's actual behavior and their predicted behavior, i.e., the prediction $\hat{r}_{u,i}$ is much different from the ground-truth rating $r_{u,i}$, the user is likely to be a fraudulent user. The discrepancy of user u ' behavior e_u can be calculated by:

$$e_u = \mathbb{E}_i [|\hat{r}_{u,i} - r_{u,i}|^2], \quad (6)$$

and the detection task can be formulated as the following loss function:

$$\mathcal{L}_{\text{detection}} = \mathbb{E}_u [-\log \mathbb{P}[y = y_u | e_u]], \quad (7)$$

where $\mathbb{P}[y = y_u | e_u]$ is the probability that user u is predicted as a malicious user (for $y_u = 0$) or a genuine user (for $y_u = 1$).

Robust Rating Prediction: GraphRfi regards the rating graph as a weighted bipartite graph and uses a graph convolutional network [70] to obtain the prediction $\hat{r}_{u,i}$ for user u and item i :

$$\mathcal{L}_{\text{rating}} = \mathbb{E}_u \left[\sum_{i \in \mathcal{I}} \mathbb{P}[y = 1 | e_u] \cdot (\hat{r}_{u,i} - r_{u,i})^2 \right]. \quad (8)$$

In this context, GraphRfi optimizes the recommender system's training by incorporating the outcomes of fraudster detection, using $\mathbb{P}[y = 1 | e_u]$ to adjust the interaction weights.

3.1.3 Post-processing Detection. Post-processing refers to the detection process after the recommender systems have been trained. The primary objective of post-processing detection is to filter out poor-quality recommendations generated as a result of fraudsters, ensuring that the recommender systems provide accurate and reliable suggestions to its genuine users.

A presentative method for post-processing detection is proposed by Cao et al. [20]. In the Reinforcement Learning (RL)-based recommendation scenario, they propose a two-part detection model. The first part is a Gated Recurrent Unit (GRU) encoder, which encodes the action methods, i.e., the list recommended by the RL agent, into a low-dimensional feature vector. The second part is an attention-based decoder with a classifier to distinguish between high-quality and low-quality recommendations. The method identifies poor-quality recommendations stemming from fraudsters. The RL-based framework allows the model to continuously learn and improve its decision-making process as it filters recommendations, thus enhancing the overall robustness of the recommender systems' output.

3.1.4 Discussion of Fraudster Detection. In the context of fraudster detection within recommender systems, there are three principal detection strategies: pre-processing, in-processing, and post-processing detection. Pre-processing detection functions outside of model training, offering the advantage of computational efficiency during the training phase [4, 74]. In-processing detection integrates model insights throughout training to achieve better accuracy [165]. Meanwhile, post-processing detection aims to filter out bad recommendations for next items [20]. However, its performance can be compromised when the filtered objects are recommendation lists.

In the realm of fraudster detection, the close relationship between precision and recall is critical. When the threshold for classifying a user as fraudulent is lowered, the model might detect more fraudsters. However, this approach comes with the drawback of potentially misidentifying genuine users as fraudulent. Such misclassifications can negatively impact user experience and undermine the financial gains of the recommender system. Therefore, future detection methods should focus on retaining high precision while simultaneously amplifying recall. Exploring advanced deep learning methods also seems promising. For instance, graph neural networks [141] have shown potential in identifying complex patterns and relationships between users and items, which could enhance detection capabilities.

3.2 Adversarial Learning

Adversarial learning has emerged as a promising approach to bolster the robustness of deep models against various forms of malicious attacks [50, 157]. This technique involves introducing small, carefully crafted perturbations to the input data during the training phase, designed to improve the model's affordability to adversarial samples [30, 120]. By learning from these adversarial samples, recommender systems can better generalize to unseen or manipulated data, thus enhancing their overall robustness and reliability.

Depending on the nature of the perturbation introduced, adversarial learning in recommender systems can be segmented into four categories: adversarial perturbations on model parameters, user

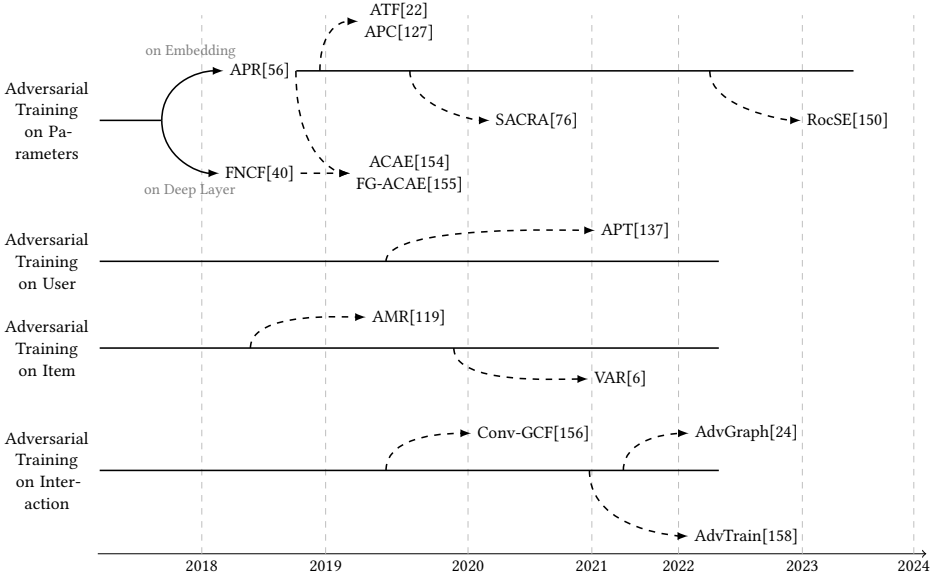


Fig. 6. Main development trajectory of adversarial training methods.

profiles, item profiles, and user-item interactions. These categories are graphically illustrated in Figure 5(b). For a comprehensive understanding of the evolution and development of each category, we illustrate their development trajectories in Figure 6. In the following subsections, we delve into each category, providing a comprehensive overview of the representative works.

3.2.1 Adversarial Perturbation on Parameters. Most input features in recommender systems, such as IDs and other categorical attributes, are discrete. This implies that even minor perturbations can dramatically alter the attributes' semantics [56]. This discreteness poses challenges in adversarial training, which typically involves perturbing input data to enhance the model's robustness, as commonly done in traditional computer vision [50]. To counteract this limitation, He et al. [56] proposed the Adversarial Personalized Ranking (APR) method. Unlike standard approaches, APR introduces perturbations at the parameter level, intending to simulate the influence of malicious attacks. The objective function can be formulated as follows:

$$\Theta^* = \arg \min_{\Theta} \max_{\Delta, \|\Delta\| \leq \epsilon} \mathcal{L}(\mathcal{D}|\Theta) + \lambda \mathcal{L}(\mathcal{D}|\Theta + \Delta), \quad (9)$$

where \mathcal{L} represents the personalized ranking loss function, Θ represents the model parameters, Δ indicates the perturbations on model parameters, and $\epsilon \geq 0$ controls the size of the perturbations.

Subsequent research [22, 76, 127, 150] has further developed this adversarial training for recommender systems, emphasizing parameter perturbations. For instance, ATF [22] incorporates the Pairwise Interaction Tensor Factorization method [103] into APR, enhancing context-aware recommendations [9]. Similarly, both APC [127] and SACRA [76] build upon APR in their models to improve robustness. Moreover, RocSE [150] considers the interaction graph's detailed structure in calculating Δ .

Taking a different approach, FNCf [40] delves into the effects of parameter perturbations across the diverse layers of neural network-based recommender systems. This exploration illuminates the consequences of perturbations in deeper network layers. Bridging different techniques, both ACAC [160] and FG-ACAC [155] amalgamate the principles of APR [56] and FNCf [40], addressing perturbations in both user/item embeddings and more intricate model layers.

3.2.2 Adversarial Perturbation on User Profile. Adversarial training methods that focus on the user profile adopt a defensive approach from the attacker's perspective, aiming to protect recommender systems against various types of attacks. A simple and direct way is to inject specific users during training, enhancing the model's robustness against potential malicious users represented by these injections. The objective function can be formulated as:

$$\Theta^* = \arg \min_{\Theta} \max_{\Delta, \|\Delta\| \leq \epsilon} \mathcal{L}(\mathcal{D}|\Theta) + \lambda \mathcal{L}(\mathcal{D} + \Delta|\Theta), \quad (10)$$

where $\mathcal{D} + \Delta := (\mathcal{U} \cup \mathcal{U}_{\text{inj}}, \mathcal{I}, \mathcal{R} \cup \mathcal{R}_{\text{inj}})$.

In the above, \mathcal{U}_{inj} signifies the set of injected users, while \mathcal{R}_{inj} refers to the interactions associated with these injected users.

While the method of actively introducing malicious users can enhance the model's robustness, it might not necessarily mitigate the influence of pre-existing malicious users within the training data. An essential question thus emerges: How can one counteract the effects of these already-poisoned training data? Wu et al. [137] put forth a solution to counteract the detrimental effects of malicious users. Their strategy, named Adversarial Poisoning Training (APT), operates on a "fight fire with fire" principle. Aiming to offset the influence of malicious users, APT positively incorporates users that minimize the system's empirical risk (ERM). Such ERM users are tailored to counterbalance the malicious users' adverse effects. The corresponding objective function is:

$$\Theta^* = \arg \min_{\Theta} \min_{\mathcal{D}_{\text{ERM}}, |\mathcal{D}_{\text{ERM}}|=n} \mathcal{L}(\mathcal{D} \cup \mathcal{D}_{\text{ERM}}|\Theta), \quad (11)$$

where \mathcal{D}_{ERM} represents the set of user profiles that minimize the empirical risk, and n specifies the number of ERM users introduced. Through the addition of ERM users to the training dataset, this strategy aims to improve the overall robustness of recommender systems, thereby mitigating the adversarial impact of malicious users.

3.2.3 Adversarial Perturbation on Item Profile. Content-based recommendation leverages rich side information to enhance recommendation algorithms. Nonetheless, such an approach is susceptible to external threats, where malicious entities may tamper with item side information to unfairly advance specific products or influence recommendations. To defend against these adversarial actions, researchers have explored the integration of adversarial perturbations into the handling of item side information. This is executed either in the original data domain [6] or the latent feature space [119], defined by the following objective function:

$$\Theta^* = \arg \min_{\Theta} \max_{\Delta, \|\Delta\| \leq \epsilon} \mathcal{L}(\mathcal{D}|\Theta) + \lambda \mathcal{L}(\mathcal{D} + \Delta|\Theta), \quad (12)$$

where $\mathcal{D} + \Delta := (\mathcal{U}, \mathcal{I} + \Delta, \mathcal{R})$,

where $\mathcal{I} + \Delta$ represents the perturbation in the original or hidden feature space of the item side information. The chosen approach hinges on the primary objective—be it for robust feature extraction¹⁰ or solely for enhancing recommender systems against vulnerabilities.

3.2.4 Adversarial Perturbation on Interaction. In the realm of recommender systems, there's a growing interest in methods that employ adversarial training on interaction graphs. Such methods focus on introducing adversarial perturbations within these graphs. The core motivation behind this is to bolster the robustness of recommender systems against potential threats targeting the interaction data between users and items. Recent studies, such as Conv-GCF [156] and AdvGraph [24], delve

¹⁰Feature Extraction: the component used to get the representation of item side information [6].

into embedding adversarial perturbations directly into the interaction matrix. This integration can be modeled as the optimization problem described by the following objective function:

$$\Theta^* = \arg \min_{\Theta} \max_{\Delta, \|\Delta\| \leq \epsilon} \mathcal{L}(\mathcal{D}|\Theta) + \lambda \mathcal{L}(\mathcal{D} + \Delta|\Theta) \quad (13)$$

where $\mathcal{D} + \Delta := (\mathcal{U}, \mathcal{I}, \mathcal{R} + \Delta)$,

where $\mathcal{R} + \Delta$ represents the perturbed interactions.

In a more nuanced exploration, AdvTrain [158] addresses scenarios involving sequential recommendations. Their methodology is based on the alteration of interaction sequences to manifest perturbations. This holds significant implications for dynamic recommender systems wherein interaction sequences inherently influence the resultant recommendations.

3.2.5 Discussion of Adversarial Training. In the context of recommender systems, adversarial training has paved the way for various strategies to enhance robustness. Of these, the *Adversarial Perturbation on Parameters* has garnered considerable attention, emerging as a prevalent methodology. It strategically introduces perturbations at the parameter level of the model, equipping it to counteract the disruptive perturbations from malicious users [22, 56]. On the other hand, *Adversarial Perturbation on User Profile* employs a defensive approach akin to that of attackers. By deliberately injecting users into the system, it aspires to bolster the model's robustness against malicious users [137]. *Adversarial Perturbation on Item Profile* aligns more closely with content-based recommendation frameworks. It adopts conventional adversarial training practices but emphasizes perturbations related to item-specific details [6, 119]. Lastly, the *Adversarial Perturbation on Interaction* concentrates specifically on introducing discrete perturbations in interactions, thereby fortifying the model against interaction-level attacks [24, 158]. However, it is worth noting that, given the constraints on adversarial capabilities, interaction-level attacks are seldom encountered in real-world recommendation contexts.

Future explorations in this domain might delve into the synergies between diverse adversarial perturbations, such as those targeting user profiles, item profiles, and system parameters. This could lead to the formulation of holistic defenses against an array of threats. Moreover, crafting novel adversarial training methodologies that can acclimatize to the dynamic interactions characteristic of contemporary recommender systems presents an intriguing avenue for research.

3.3 Certifiable Robust Training

Certifiable robust training is a crucial component in safeguarding the integrity and effectiveness of recommender systems when confronted with malicious attacks. This strategy is centered around the design and implementation of algorithms that assure the system's robustness to adversarial perturbations, therefore ensuring that recommendations retain their accuracy even amidst the activities of malicious users.

The work of Liu et al. [83] is an example of this approach, where they aim to define the robust boundary of the Factorization Machine (FM) model. In this setting, given a trained FM, i.e., f , and an input instance \mathbf{x} with d -dimensional features that reside in the binary space $\{0, 1\}^{1 \times d}$, the recommendation task of the FM model, with second-order weight can be expressed as:

$$f(\mathbf{x}) = w_0 + \sum_{i=1}^d w_i x_i + \sum_{i=1}^d \sum_{j=1}^d \langle v_i, v_j \rangle x_i x_j, \quad (14)$$

where w_0 is the global bias, w_i is the weight for the i -th feature, $v_i \in \mathbb{R}^{1 \times k}$ is the embedding of the i -th feature, the inner product $\langle v_i, v_j \rangle$ models the interactions between the i -th and the j -th features, and x_i denotes the i -th dimension of instance \mathbf{x} .

With a perturbation budget p , which demarcates the maximum allowable number of feature flips in x , Liu et al. [83] estimate the upper limit of prediction alteration, represented as $b(x)$. If $f(x) \leq 0$, then $b(x) = \max_{x'} f(x') - f(x)$. Otherwise, $b(x) = \min_{x'} f(x') - f(x)$. Here, x' represents the instance derived from x with alterations confined to the stipulated budget, meaning $|x \oplus x'| \leq p$, where \oplus indicates the XOR operation. This shift represents the difference in the model's output when the maximum allowable perturbation is applied to the instance x . By examining whether the prediction changes significantly under this maximum prediction shift, the robustness of the model's output can be evaluated. Further exploration on this robustness evaluation is discussed in Section 5.1. Building on this foundation, Liu et al. [83] propose a robust training algorithm, expressed as:

$$\Theta^* = \arg \min_{\Theta} \sum_{\mathcal{D}} \log [1 + \exp((-y)(f(x) + b(x)))] \quad (15)$$

where $f(x) + b(x)$ represents the bound of the prediction under the maximum prediction shift.

This certifiable robust training provides a valuable tool for assessing and improving the robustness of recommender systems models, allowing developers to better protect their systems from malicious attacks and maintain the accuracy and reliability of recommendations.

4 ROBUSTNESS AGAINST NATURAL NOISE

Recommender systems also face challenges stemming from natural noise, which refers to inconsistencies, inaccuracies, or missing information in the input data that may arise from various sources, such as human error, uncertainty, and vagueness [151]. Robustness against natural noise is crucial to ensure that the recommender systems can still provide accurate and reliable recommendations despite the presence of such noise in the user interactions. To address this issue, researchers have developed several techniques, including regularization, purification, and self-supervised learning. This section aims to discuss these methods in detail, showcasing how they contribute to enhancing the robustness of recommender systems against natural noise.

4.1 Regularization

Regularization is a widely-used technique in machine learning that prevents overfitting by constraining the complexity of a model. It inhibits the model's capacity to learn intricate and fluctuating noise patterns, thereby enhancing the model's generalization abilities. Regularization thereby bolsters the model's robustness to the presence of natural noise in the input data. Mathematically, the regularization objective can be expressed as:

$$\Theta^* = \arg \max_{\Theta} \mathcal{L}(\mathcal{D}|\Theta) + \lambda \|\Theta\|_k, \quad (16)$$

where $\mathcal{L}(\mathcal{D}|\Theta)$ denotes the model's loss function dependent on the dataset \mathcal{D} and the model parameters Θ . The term $\|\Theta\|_k$ represents the regularization penalty, which depends on the L_k norm of the model parameters, and λ is a hyperparameter that balances the trade-off between the model's fit to the data and the complexity of the model parameters.

In addition to the above methods of simple additional constraints on parameters, early work by Zhang et al. [160] further leverages R_1 -norm¹¹ regularization on predictions to lessen the model's sensitivity to noise. Their loss function is formulated as:

$$\Theta^* = \arg \max_{\Theta} \sum_{i \in \mathcal{I}} \sqrt{\sum_{u \in \mathcal{U}} (r_{u,i} - \hat{r}_{u,i})^2} + \|\Theta\|_F^2, \quad (17)$$

¹¹ R_1 -norm of the matrix $X \in \mathbb{R}^{d \times l}$ is $\|X\|_{R_1} = \sum_{j=0}^l \sqrt{\sum_{i=0}^d x_{i,j}^2}$

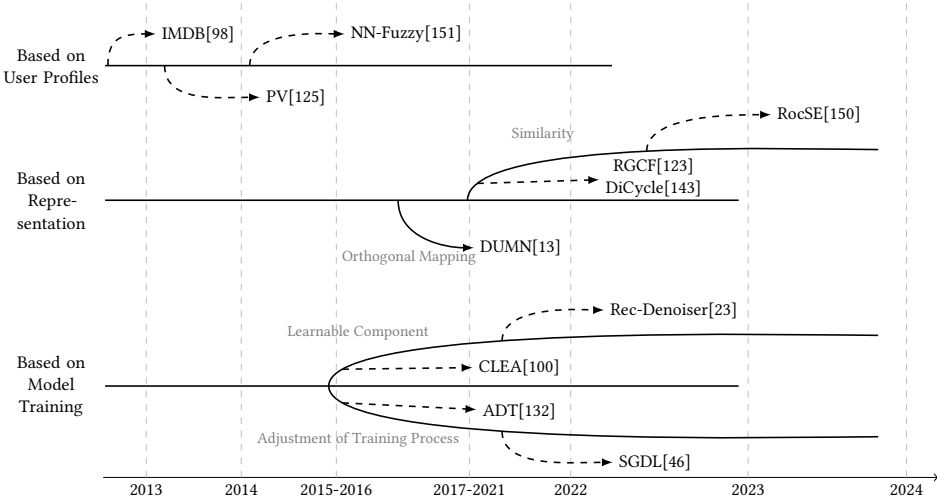


Fig. 7. Main development trajectory of purification methods.

where $r_{u,i}$ is the ground truth rating and $\hat{r}_{u,i}$ is predicted rating computing by Θ . The R_1 -norm offers enhanced robustness against outliers or anomalous data in comparison to the Euclidean distance (i.e., L_2 -norm). By integrating the R_1 -norm regularization, the model prioritizes essential features over noise, leading to more refined recommendations. In recent times, researchers continue to innovate regularization strategies to improve the robustness of recommender systems in the presence of natural noise. As an illustration, Chen et al. [23] meld Jacobian regularization [68] with the transformer block in sequential recommender systems. This regularization enables a significant reduction in the model's susceptibility to noisy sequences, consequently delivering more consistent and trustworthy recommendations amidst noise.

While regularization offers a versatile means to enhance noise robustness across diverse recommender systems, its broad scope might dilute its efficacy against specific noise types. While instrumental in countering overfitting and amplifying generalization, regularization does not directly target the genesis of noise. Consequently, it's necessary to couple regularization with other noise-mitigation approaches for superior outcomes.

4.2 Purification

Purification is an effective technique targeted towards identifying and rectifying noise in user-item interactions, thereby enhancing the performance and robustness of recommender systems. The focus of this approach is to detect and eliminate noise from the input data while adjusting the model during the training process to account for the presence of noise. The primary objective of purification can be mathematically formulated as follows:

$$\Theta^* = \arg \min_{\Theta} \mathcal{L}(\mathcal{D}|\Theta, W), \quad (18)$$

where W is the weight matrix for all interactions. More specifically:

$$\mathcal{L}(\mathcal{D}|\Theta, W) = \mathbb{E}_{(u,i,r)} [w_{u,i} \psi(f(u, i), r_{u,i})], \quad (19)$$

where $w_{u,i}$ is the weight of interaction $r_{u,i}$ in W . To provide a comprehensive understanding of the development of the methods based on purification, we illustrate their trajectories in Figure 7.

Based on User Profiles. Historically, various works have proposed strategies to identify noisy interactions based solely on user profiles. IMDB [98] integrates interactions and item-related information to formulate a user preference model, marking deviations from anticipated user

preferences as anomalies. Moving forward, PV [125] proposes an innovative preference model that obviates the need for supplementary information. In a different approach, NN-Fuzzy [151] employed fuzzy computations to detect noisy ratings.

Based on Representations. More recently, methods have been proposed that leverage learned representations to re-weight noisy interactions. DUMN [13] leverages the representations of explicit feedback (devoid of noise) to refine the representations of implicit feedback (potentially tainted with noise) through orthogonal mapping. Both RGCF [123] and RocSE [150] measure the congruence between user-item pairs to identify noise, considering interactions with minimal similarity as potential noise. DiCycle [143] further considers the dynamics of interaction. By employing a continuous translation-invariant kernel [145], it translates timestamps with item representation into embeddings. The resulting inner product of the embeddings of timestamps t_i and t_j reflects the consistency of user interactions across these timestamps, positing that inconsistent interactions could be tinged with noise. These methods then recalibrate interaction weights, drawing from the structural resemblances.

Based on Model Training. Another paradigm in noise rectification focuses on model training. Several methodologies integrate learnable components into the recommendation model to spotlight noise [23, 100]. CLEA [100] uses a multi-layer perceptron (MLP) to detect the noisy items in historical interactions during training, while Rec-Denoiser [23] integrates a differentiable mask in its attention mechanism, detecting potential noisy interactions. Concurrently, other researches [46, 132] detect noise by observing the data pattern in the training phase. Both ADT [132] and SGDL [46] posit that clean and noisy interactions reveal distinct patterns throughout training. In particular, ADT utilizes a truncated loss to eliminate noise-tainted interactions, while SGDL employs meta-learning to fine-tune the denoising process.

Conclusion. The purification technique is a powerful method for enhancing the robustness of recommender systems by identifying and correcting noise in user-item interactions. However, it is a challenging task that requires careful design and selection of appropriate models and strategies, considering the specific characteristics of the recommendation scenarios and noise types.

4.3 Self-supervised Learning

Self-supervised learning, a prominent machine learning methodology, has been leveraged extensively to train models in scenarios where explicit labels are scarce or unavailable [80, 108]. This paradigm exploits the inherent structure of the data [80] or generates data variants [63] to bolster the model's generalization capabilities. From a methodological standpoint, self-supervised strategies in recommender systems for robustness-enhancement can be primarily bifurcated into two categories: generative-based [77, 140, 172] and contrastive-based self-supervised learning [138, 144, 174]. The former involves deliberately corrupting the input data and using the data restoration process as a learning signal, while the latter produces varied data views through augmentation. The model is trained to discern essential features across these views instead of noise by maximizing mutual information between different views. These methods play an indispensable role in mitigating the deleterious impacts of noise in user-item interactions and auxiliary information [57, 152].

To offer a comprehensive grasp of the evolutionary trajectory of techniques rooted in self-supervised learning for recommender systems' robustness, we depict their progression in Figure 8. Considering the extensive research body on self-supervised learning within recommender systems, our selection emphasizes works that specifically target denoising. For insights on other methodologies not covered here, we recommend a detailed review [152].

4.3.1 Generative-based Self-supervised Learning. Denoising auto-encoders (DAEs) [130] serve as a powerful application of generative-based self-supervised learning within recommender systems.

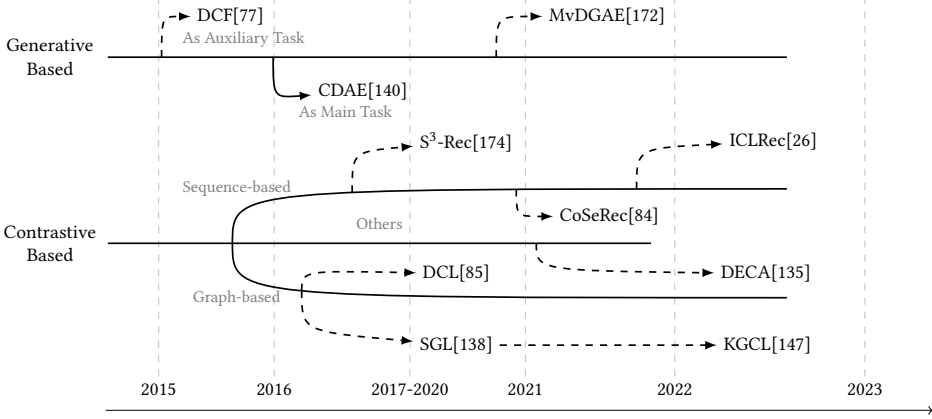


Fig. 8. Main development trajectory of self-supervised methods.

These DAE-based methods interact with the masked user (or item) side information [77], with masked user-item interaction matrix [140], or with other masked attributes [172]. Their main goal is to reconstruct the original information from these masked, or damaged, inputs.

To clarify, consider a matrix $X \in \{0, 1\}^{m \times n}$. This matrix could be an attributes matrix as detailed in [77], an interaction matrix as highlighted in [140], or another matrix requiring reconstruction as introduced in [172]. Employing a masked matrix $M \in \{0, 1\}^{m \times n}$, the corrupted matrix is generated as $\tilde{X} = X \odot M$, where \odot indicates element-wise multiplication.

Certain techniques leverage the restoration task as a supplementary objective. For instance, in DCF [77] integrates a DAE, symbolized as g , into recommender systems to revive the original attributes matrix X from its corrupted version, \tilde{X} . Expanding upon this, MvDGAE [172] delves into both user and item interconnections. Specifically, MvDGAE is dedicated to reconstructing both the intricate relationships among users and the coexistence patterns between items. These methods can be mathematically articulated as:

$$\Theta^*, g^* = \arg \min_{\Theta, g} \mathcal{L}(\mathcal{D}|\Theta) + \lambda \underbrace{\|g(\tilde{X}) - X\|_F^2}_{\text{Reconstruction}} \quad (20)$$

where Θ is composed of the latent features in g .

Conversely, an alternative avenue focuses on deploying DAEs to generate recommendations, aligning with the principles of auto-encoder-based recommender systems [110]. In CDAE [140], the term $\mathcal{L}(\mathcal{D}|\Theta)$ can be defined as:

$$\mathcal{L}(\mathcal{D}|\Theta) = \frac{1}{|\mathcal{U}|} \sum_{u \in \mathcal{U}} \underbrace{\|g_{\Theta}(\tilde{X}_u) - X_u\|_F^2}_{\text{Reconstruction}} \quad (21)$$

where X_u denotes the interactions of user u , and g_{Θ} denotes the DAE-based recommendation model.

4.3.2 Contrastive-based Self-supervised Learning. In the realm of self-supervised learning, a distinct set of techniques draws inspiration from contrastive learning principles. At its core, contrastive learning seeks to maximize the mutual information between positive pairs—different views of the same sample. This strategy can be applied to recommender systems as follows:

$$\Theta^* = \arg \min_{\Theta} \mathcal{L}(\mathcal{D}|\Theta) - \underbrace{\lambda \mathbb{E}_{u \in \mathcal{U}} [I(v_u, v'_u)|\Theta] \text{ or } \lambda \mathbb{E}_{i \in \mathcal{I}} [I(v_i, v'_i)|\Theta]}_{\text{Contrastive}} \quad (22)$$

where $I(\cdot, \cdot)$ symbolizes mutual information. In practice, loss functions such as InfoNCE [95] and Cross-Entropy are popular choices for minimizing mutual information. The symbols v and v' denote different views of the same sample. Broadly, contrastive learning strategies can be mainly bifurcated into sequence-based and graph-based approaches.

Sequence-based. In the domain of sequence-based contrasts, pioneering methods like S³-Rec [174] emphasize aligning items with their intrinsic attributes. This is achieved by masking either attributes, items, or specific segments of sequences, thus engendering diverse views tailored for contrastive learning. Furthering this approach, CoSeRec [84] innovatively substitutes and inserts items into historical item sequences based on item co-appearances in interaction sequences. Additionally, ICLRec [26] delves into the relationship between historical interactions and a user's shopping intent, guaranteeing a congruous connection between sequence views and their intent.

Graph-based. Contrast techniques based on interaction graphs, like SGL [138], employ diverse graph augmentations, including node dropping, edge masking, and sampling distinct subgraphs via random walks. Similarly, DCL [85] utilizes stochastic edge masking to perturb specific network structures, leading to dual augmented neighborhood subgraphs. KGCL [147] points out that random augmentations in SGL limit its effectiveness in keeping useful interactions for contrastive learning. As a corrective measure, KGCL integrates supplementary knowledge graph data to improve the masking approach. Specifically, KGCL posits that items scoring higher on knowledge graph structure consistency [65, 180] introduce less noise and play a pivotal role in capturing a user's genuine interests. To guide the masking process, KGCL calculates consistency, preferentially masking edges with diminished contributions.

Additionally, the seminal work by Wang et al. [135] emphasizes the consistency in clean sample predictions across models, contrasting the variability observed in noisy samples. Leveraging this, DeCA [135] employs multiple models as data augmentation, resulting in enhanced contrasts.

In conclusion, the incorporation of self-supervised learning into recommender systems stands as a potent remedy for inaccuracies induced by noise. Apart from the aforementioned approaches, several self-supervised strategies specifically designed for graphs, be they static [88, 179] or dynamic [106, 163], can be aptly adapted to recommendation scenarios. These techniques bolster the model's ability to extract resilient and flexible representations, which are paramount for delivering superior recommendations in real-world settings.

5 EVALUATION

In this section, we discuss the evaluation of recommender systems, focusing on two aspects: the evaluation methods of robustness in recommender systems, and the common datasets for evaluation. These two aspects help researchers measure the performance of their recommender systems and understand their robustness under various conditions and perturbations, thus facilitating the development of more effective and reliable models.

5.1 Evaluation Methods of Robustness in Recommender Systems

The average prediction shift [18] between the clean training set and the perturbed training set is typically used to evaluate the robustness of a given recommender system. In this section, we introduce three types of common evaluation methods for recommender systems' robustness, as listed in Table 3. Note that, we only show the publications that directly use one of these three methods in the table. For instance, some methods show the change of the model effect when the noise or the degree of attack changes. This evaluation method is a variation of *Offset on Metrics*. However, it does not show the quantitative evaluation indicators directly but the changes. Therefore, we do not list such publications in Table 3.

Table 3. Comparison of Different Evaluation Methods

Evaluation Method	Low Cost ¹	Certifiable ²	Broad Scope ³	Publication
Offset on Metrics	✓		✓	[6, 23, 26, 38, 40, 56, 77, 84, 114, 117, 119, 123, 129, 135, 137, 150, 154–156, 158, 165]
Offset on Output	✓		✓	[93, 115]
Certifiable Robustness		✓		[83]

¹ Computational cost of the evaluation method.

² Agreement level between computed results and the model’s true robustness.

³ Applicability of the evaluation method to diverse models.

5.1.1 Offset on Metrics. To evaluate the robustness of recommender systems quickly, some methods measure the offset on the metrics to represent the prediction shift indirectly, which can be formulated as follows:

$$\Delta_M = |M' - M|, \quad (23)$$

where M is the performance of the recommender system trained on clean data, and M' is the performance of the recommender system trained on perturbed data. For instance, some works, such as [38, 114, 155, 156], use the incremental $\text{HR}@k$ ¹² to calculate the shift as $\Delta_{\text{HR}@k} = |\text{HR}@k' - \text{HR}@k|$. Other works [26, 84, 150] use the offset on $\text{NDCG}@k$ ¹³ as the shift $\Delta_{\text{NDCG}@k} = |\text{NDCG}@k' - \text{NDCG}@k|$. Moreover, Wu et al. [137] propose a new approach to calculate the offset on metrics, called Robustness Improvement (RI), that can better evaluate defense methods:

$$\text{RI} = 1 - \frac{\text{HR}@k' - \text{HR}@k}{\text{HR}@k^* - \text{HR}@k}, \quad (24)$$

where $\text{HR}@k^*$ is the top- k HR of the model trained on perturbed data without any defense method.

Compared with other methods or metrics, the offset on the metrics is the easiest to calculate. However, the offset on the metrics sometimes does not effectively measure the robustness of recommender systems. For example, given two top- k recommendation lists $\hat{L}_u@k$ and $\hat{L}_v@k$ of users u and v from the recommender systems trained on clean data. Without loss of generality, we assume $k = 3$, $L_u = \{i_1, i_2, \dots, i_8\}$, $L_v = \{i_5, i_6, \dots, i_{12}\}$, and $\hat{L}_u@k = \{i_8, i_9, i_{10}\}$, $\hat{L}_v@k = \{i_1, i_5, i_6\}$. However, consider a case where the two top- k recommendation lists change through the perturbed data to $\hat{L}'_u@k = \{i_7, i_8, i_{10}\}$ and $\hat{L}'_v@k = \{i_1, i_3, i_6\}$. We can obtain $\Delta_{\text{HR}@k} = 0$ (for top- k recommendation), but the two lists have actually shifted. In such scenarios, the robustness may not be accurately represented by the offset on the metrics.

5.1.2 Offset on Output. To address the issue of accurately measuring the robustness of recommender systems, some methods measure the offset on the recommender systems’ output to represent the prediction shift. This can be formulated as follows:

$$\Delta_O = \frac{1}{|\mathcal{U}|} \sum_{u \in \mathcal{U}} \text{sim}(\hat{L}_u@k, \hat{L}'_u@k), \quad (25)$$

where $\hat{L}_u@k$ is the top- k recommendation list of the recommender systems trained on clean data, $\hat{L}'_u@k$ is the top- k recommendation list of the recommender systems trained on perturbed data, and $\text{sim}(\cdot)$ is the similarity function to measure the differences between the two lists.

¹² $\text{HR}@k$ measures the fraction of test items that appear in the top- k recommendation list relative to all test items

¹³ $\text{NDCG}@k$ measures the ranking quality of the top- k recommended items, considering the relevance of each item and penalizing lower-ranked relevant items

Shriver et al. [115] propose a metric called *Top Output* (TO), which is sensitive only to the top-ranked item for a user. This item generally has the highest likelihood of being preferred:

$$TO = \frac{1}{|\mathcal{U}|} \sum_{u \in \mathcal{U}} \mathbb{I}[\hat{L}'_u @ k [0] \in \hat{L}_u], \quad (26)$$

where $\mathbb{I}[\cdot]$ is an indicator function, returning 1 when $[\cdot]$ is true and 0 otherwise.

Oh et al. [93] use two metrics as $\text{sim}(\cdot)$ in Eq. 25 to calculate Δ_O : *Rank-Biased Overlap* (RBO) [67] and *Jaccard Similarity* (Jaccard) [61]. RBO measures the similarity in the order of items in two lists, while the Jaccard score highlights the overlap in the top- k items without considering their order. Given two lists L_1 and L_2 , they can be formulated as follows:

$$\text{RBO}@k(L_1, L_2) = (1 - p) \sum_{d=1}^k p^{d-1} \frac{|L_1[0:d] \cap L_2[0:d]|}{d}, \quad (27)$$

where p is a tunable parameter (recommended value: 0.9), and

$$\text{Jaccard}@k(L_1, L_2) = \frac{|L_1[0:k] \cap L_2[0:k]|}{|L_1[0:k] \cup L_2[0:k]|}. \quad (28)$$

The top- k Jaccard metric can be useful for the industry due to its fast computation compared to RBO. On the other hand, RBO can be used for detailed analyses of model robustness since it focuses on full-ranked lists, thus providing a more comprehensive evaluation of the robustness of recommender systems. By employing these different metrics, researchers can obtain a better understanding of how their recommender systems perform under various conditions and perturbations, leading to the development of more robust and reliable models.

5.1.3 Certifiable robustness. Certifiable robustness focuses on finding the robustness boundary for a given instance in the recommender systems model. Traditional methods for certifiable robustness [32, 75] can be categorized into two approaches: randomized smoothing and directly finding the worst perturbation. Randomized smoothing is a technique that smoothes the input by applying random noise, aiming to find an adversarial boundary that causes the model to produce incorrect outputs. However, in the recommender systems scenario, it is difficult to smooth the input of the model due to the semantics and discreteness of the features.

Directly finding the worst perturbation involves searching for the worst perturbation that can lead to an incorrect prediction for a given input. Liu et al. [83] provide both non-robust certification and robust certification by approximately calculating the worst perturbation for the FM model. For a given FM model f , input sample \mathbf{x} , which includes historical interaction and other features, and the perturbation budget q , let \mathbf{x}' denote the perturbed instance corresponding to \mathbf{x} . Recall the formulation of the FM model $f(\mathbf{x})$ in Eq. 14, Liu et al. [83] formulate the prediction shift δ as:

$$\begin{aligned} \delta = f(\mathbf{x}') - f(\mathbf{x}) &= \sum_{j=1}^d w_j (x_j - x'_j) + \sum_{f=1}^k \sum_{i=1}^d \sum_{j=1}^d v_{i,f} v_{j,f} x_i (x_j - x'_j) \\ &+ \frac{1}{2} \sum_{f=1}^k \left(\sum_{j=1}^d v_{j,f} (x_j - x'_j) \right)^2 + \frac{1}{2} \sum_{f=1}^k \sum_{j=1}^d v_{j,f}^2 (x_j - x'_j)^2. \end{aligned} \quad (29)$$

For simplicity and without loss of generality, we assume $f(\mathbf{x}) \leq 0$. Consequently, in subsequent discussions, we solely show the process of maximizing the value of δ . In the non-robust certification approach, a greedy strategy is utilized to identify the dimension j of \mathbf{x} that maximizes the impact

on the output. This dimension is given by

$$j^* = \arg \max_j w_j + \sum_{f=1}^k \sum_{i=1}^d v_{i,f} v_{j,f} x_i + \sum_{f=1}^k v_{i,f}^2. \quad (30)$$

To compute \mathbf{x}' , they iteratively flip the j dimension of \mathbf{x} until the total number of flipped dimensions is equal to budget p . If the prediction of the perturbed \mathbf{x}' differs from that of \mathbf{x} , i.e., $\text{sign}(f(\mathbf{x})) \neq \text{sign}(f(\mathbf{x}'))$, the model f is considered certifiably non-robust under the budget q for the instance \mathbf{x} . It's worth noting that the calculation of δ in the non-robust certification through the greedy strategy might not yield the maximum value. Therefore, even if we cannot identify a perturbed \mathbf{x}' with a prediction different from that of \mathbf{x} , we cannot definitively assert the model's f robustness.

In contrast, robust certification seeks to ascertain the model's f robustness by approximating the upper bound δ_{\max} of the prediction change under the perturbation budget q . Liu et al. [83] split δ into two problems, i.e., $\delta = \delta_1(\mathbf{x}) + \delta_2(\mathbf{x})$, that are easy to solve the upper bound δ_{\max} :

$$\delta_1(\mathbf{x}) = \sum_{j=1}^d w_j x'_j + \sum_{f=1}^k \sum_{i=1}^d \sum_{j=1}^d v_{i,f} v_{j,f} x_i x'_j, \quad \delta_2(\mathbf{x}) = \frac{1}{2} \sum_{f=1}^k \left(\sum_{j=1}^d v_{j,f} x'_j \right) + \frac{1}{2} \sum_{f=1}^k \sum_{j=1}^d v_{j,f}^2 x_j'^2, \quad (31)$$

The approximated upper bound $\bar{\delta}$ can be computed by $\bar{\delta} = \max_{\mathbf{x}'} \delta_1(\mathbf{x}) + \delta_2(\mathbf{x})$, where $\bar{\delta} \geq \delta_{\max}$. If the approximated upper bound $\bar{\delta}$ does not alter the prediction, i.e., $\text{sign}(f(\mathbf{x})) = \text{sign}(f(\mathbf{x}) + \bar{\delta})$, the model f can be declared certifiably robust. However, if the upper bound $\bar{\delta}$ does change the prediction, we cannot claim that the model f is non-robust because $\bar{\delta} \geq \delta_{\max}$.

In conclusion, certifiable robustness is a crucial dimension for assessing recommender systems' robustness, as it is focused on identifying the robustness boundary for a specific instance within the recommender systems model.

5.2 Common Datasets

In this survey, we have analyzed the evaluation datasets used in the papers on recommender systems' robustness and found that over 50 common datasets have been used. However, 50% of these datasets appear in only one paper, and merely 20% of them have been utilized in more than three papers. In this section, we introduce the 20% most frequently used datasets, the statistics of which are shown in Table 4. The primary datasets include MovieLens¹⁴, Amazon¹⁵, Yelp¹⁶, Netflix¹⁷, and LastFM¹⁸ datasets.

MovieLens. GroupLens Research has collected and provided rating datasets from the MovieLens website. These datasets come in different sizes, with the most commonly used being MovieLens-100k, MovieLens-1M, and MovieLens-20M. MovieLens-100K was collected through the MovieLens website over a seven-month period (September 19th, 1997, - April 22nd, 1998). The dataset has been cleaned users with fewer than 20 ratings or incomplete demographic information (age, gender, occupation, zip). MovieLens-1M was collected in 2000, comprising users who joined MovieLens during this year. MovieLens-20M (January 09th, 1995, to March 31st, 2015) includes randomly selected users who had rated at least 20 movies and without demographic information.

Amazon. This dataset encompasses Amazon reviews (ratings, text, helpfulness votes), product metadata (descriptions, category information, price, brand, and image features), and links (also viewed/also bought graphs). It consists of 29 subcategories, such as Beauty, Book, Movie, and

¹⁴<https://grouplens.org/datasets/movielens/>

¹⁵<https://nijianmo.github.io/amazon/index.html>

¹⁶<https://www.yelp.com/dataset>

¹⁷<https://www.kaggle.com/datasets/netflix-inc/netflix-prize-data>

¹⁸<http://ocelma.net/MusicRecommendationDataset/lastfm-1K.html>

Table 4. Common datasets

Dataset	# User	# Item	# Interaction	Publication
MovieLens-100K [54]	943	1682	100,000	[4, 19, 31, 40, 46, 77, 115, 125, 135–137, 148, 149, 151, 175, 177, 181]
MovieLens-1M	6040	3900	1,000,209	[11, 40, 77, 117, 123, 129, 136, 137, 142, 150, 154–156, 158, 162, 175]
MovieLens-20M	138,493	27,278	20,000,263	[23, 38, 112, 158]
Amazon-Beauty [92]	1,210,271	249,274	2,023,070	[20, 23, 26, 84, 114, 158, 174]
Amazon-Beauty-5score	991	85	5296	
Amazon-Book	8,026,324	2,330,066	22,507,155	[24, 123, 132, 138, 144, 147, 150]
Amazon-Book-5score	603,668	367,982	8,89,041	
LastFM [21]	980	1000	1,293,103	[22, 38, 93, 158, 174]
Netflix	480,189	17,770	100,480,507	[11, 112, 136, 140, 142, 151, 160, 175]
Yelp	1,987,897	150,346	6,990,280	[24, 26, 38, 46, 56, 83, 84, 114, 123, 132, 137, 138, 140, 144, 147, 150, 165, 172, 174]

Electronics. The most frequently used subsets are Amazon-Beauty and Amazon-Book. Additionally, each dataset has meta, rating-only, and k -score versions. The meta version contains all information, including reviews, product metadata, and links. The rating-only version includes user ratings for items, while the k -score is a dense subset where each remaining user and item has k reviews each.

Yelp. The Yelp dataset is a subset of Yelp businesses and reviews, featuring over 1.2 million business attributes like hours, parking, availability, and ambiance. It covers 11 metropolitan areas.

Netflix. The movie rating files contain over 100 million ratings from 480 thousand randomly chosen, anonymous Netflix customers across 17 thousand movie titles. The data, collected between October 1998 and December 2005, reflects the distribution of all ratings received during this period. Ratings are on a scale from 1 to 5 (integral) stars.

LastFM. LastFM 1K is a dataset released by LastFM, collecting the entire listening history (approximately 20 million records) of 992 users from July 2005 to May 2009. Additionally, it includes user information such as gender, age, country, and registration time.

During our statistical analysis, we observed that the datasets used in most papers are diverse and inconsistent. Furthermore, some papers sample from large datasets for testing, which complicates the replication of experiments and may lead to unfair method comparisons for follow-up works. We encourage researchers to select more common datasets when conducting research and to adopt a cautious and rigorous approach when sampling from large datasets for experiments. We hope that benchmarks can be established in this field to further promote its development.

6 ROBUSTNESS IN VARIOUS RECOMMENDATION SCENARIOS

This section explores the considerations of robustness in recommender systems from two perspectives: the nature of the recommendation task and the context of the application. In the first subsection, we delve into the four main types of recommendation tasks—content-based, collaborative filtering-based, sequential, and hybrid. Challenges in each of these tasks primarily arise from their distinct operational methodologies and dependence on various data types.

In the second subsection, we shift our focus to the application contexts of these recommender systems. Specifically, we discuss e-commerce, media, news, and social recommender systems. We aim to highlight how the robustness considerations of their application context.

6.1 From Perspective of Recommendation Tasks

Content-based Recommender Systems: In content-based recommender systems [86], robustness is tied to the quality of item metadata such as tags, descriptions, and other associated side information.

As these systems operate by recommending items that are similar to those that a user has previously shown a liking for, they are particularly susceptible to inaccuracies or noise in the item metadata. Such inaccuracies can significantly distort the system's ability to correctly assess the similarity between items, thereby leading to less accurate recommendations. Hence, a key area of research for those studying content-based systems is the development and application of algorithms that focus on side-information robustness as methods in Section 3.2.3.

Collaborative Filtering (CF)-based Recommender Systems: CF-based recommender systems make recommendations by leveraging the underlying premise that users with similar behaviors tend to have similar preferences. This method, which depends on user behaviors to craft recommendations, is susceptible to interference from malicious users, i.e., shilling attacks [30, 120]. A successful shilling attack can distort these user behavior patterns, resulting in biased and inaccurate recommendations [71]. Given these vulnerabilities, a major research thrust in the realm of CF-based systems is centered on detecting and mitigating such attacks as methods in Section 3. Specifically, scholars are actively developing techniques to identify these attacks and crafting training methods that bolster the system's defenses, ensuring the authenticity and precision of its recommendations [71].

Sequential Recommender Systems: Sequential recommender systems hinge on the historical sequence of user interactions to make suggestions [101]. Due to this foundation, they are acutely sensitive to temporal fluctuations like evolving user preferences, seasonal changes, or emerging trends [158]. The challenge in these systems lies in maintaining reliable recommendations amidst such dynamic shifts in user behavior. To address this, researchers are focusing on designing models that resist the deviation in the user's historical behavior as methods in Section 4 and Section 3.2.4.

Hybrid Recommender Systems: Hybrid recommender systems meld various recommendation strategies, aiming to harness their collective strengths [16]. As a consequence, they encounter a multifaceted set of robustness challenges, each stemming from the recommendation techniques they integrate. Researchers in this domain aim to cultivate an optimal blend of these methods. The objective is to formulate a framework where the strengths of one approach can counteract the limitations of another. Such a harmonized approach strives to ensure consistently accurate recommendations across diverse scenarios.

6.2 From Perspective of Applications

E-commerce Recommender Systems: E-commerce recommender systems, a crucial feature on platforms like Amazon and eBay, are designed to simplify product discovery for customers [116]. They function based on the historical browsing or purchasing patterns of customers, leaning heavily on user-item interaction data and item-side information. Despite their effectiveness, these systems confront several robustness concerns. One significant issue is the natural noise in user data through unintentional clicks or purchases, which may not necessarily represent the user's genuine preferences [151]. Furthermore, the system's integrity can be compromised by attackers manipulating item side information to push certain products or fabricate user profiles to manipulate a product's exposure [33]. In an e-commerce context, considerations of recommender systems' robustness are comprehensive. Beyond the strategies delineated in Sections 3 and 4, real-world applications necessitate these systems to adapt to the dynamic nature of product trends, cope with extensive product catalogs, and manage the persistent relevance of products over time. Collectively, these requisites pose new challenges in upholding robustness.

Media Recommender Systems: Media recommender systems, used prominently on streaming platforms like Netflix and TikTok, curate media suggestions—ranging from movies to songs—based on a user's historical consumption patterns and explicit preferences [49]. Similar to e-commerce systems, short-media recommendations also grapple with robustness issues, including unintentional likes, misleading video tags, and orchestrated efforts to inflate likes or views (Section 4 and

Sections 3). These issues are amplified by the rapid shift in trends and the shorter lifespan of the content. On the other hand, long-media recommendations, such as for movies and music, provide a better reflection of user preferences through indicators like viewing or listening duration, thereby reducing the impact of natural noise. However, these systems also face potential challenges from fake user interactions [120] and the manipulation of item side information, such as fake video tags, for promotion is more likely due to the nature of the content [33] (Section 3).

News Recommender Systems: News recommender systems, predominantly found on news websites and applications, tailor news article suggestions based on a user’s reading habits and explicitly stated interests [66]. These systems are uniquely challenged by the extremely short lifespan of news articles and their primary function to disseminate information, making them a target for attackers looking to spread misinformation by creating or modifying news content. In this scenario, whether the news was tampered with by the attacker and introduced fake information will be more noteworthy than whether there is noise or not (like methods in Section 3.2.3).

Social Recommender Systems: Social recommender systems, prevalent on platforms such as Facebook and Twitter, suggest potential connections, pages, or groups to users based on their interactions and existing connections [146]. A unique aspect of these systems is that every participant serves a dual role, being both a user and an item. This duality accentuates the significance of side information, including user-generated content, and interactions among users, such as following activities [36]. Given the prevalence of biased content and artificial followers on social platforms, ensuring robustness becomes paramount. Thus, a key challenge is to detect and counteract the influence of harmful content, fake users, and social bots to uphold the platform’s authenticity and stability as methods in Section 3.1.

7 RELATIONSHIP WITH OTHER TRUSTWORTHY PROPERTIES

Robustness is a key property in trustworthy recommender systems. In this section, we will explore the interplay between robustness and other key properties of trustworthy recommender systems. The four critical aspects are accuracy, explainability, privacy, and fairness [78]. We will also discuss the potential trade-offs and synergies that may arise when pursuing robustness in conjunction with these other performance goals.

7.1 Robustness v.s. Accuracy

Several works have observed pursuing greater model robustness often comes with a compromise in accuracy, especially on clean data [109, 131]. This trade-off has also been proved in some specific scenarios [128, 153]. The trade-off often arises due to the limitations of defense methods, such as the challenges in identifying adversarial examples that alter the original semantics of a label. Additionally, it can stem from the model’s inability to establish a suitable classification boundary after the introduction of such adversarial perturbations.

Within recommender systems, this trade-off remains evident. In the face of malicious data—whether resulting from natural noise or attacks—researchers commonly introduce various assumptions to construct a robust recommender system. Some approaches highlight differences between clean and adversarial data during the model’s training phase for detection. In response, they are designed to minimize the influence of “adversarial-like” data by decreasing their weight during training [46, 132]. While these methods effectively counteract the perturbations of noise or attacks, they often yield features from clean data that diverge fundamentally between optimal standard and robust models [128], thereby diminishing recommendation accuracy on clean data. In practical recommendation scenarios, mitigating the trade-off between robustness and accuracy is of paramount importance. With most recommender systems optimized to serve platform interests, there’s a huge computational investment in robustness improvement. However, if prioritizing robustness

leads to a substantial decline in recommendation quality for legitimate users, the overall impact could be detrimental. Although some studies suggest that increased robustness might compromise accuracy [128], others indicate that a balance can be achieved between the two [96]. The trade-off between recommender system accuracy and robustness remains an unresolved issue warranting further investigation.

7.2 Robustness v.s. Interpretability

Interpretability, within the domains of machine learning and deep learning, refers to the model's decision mechanism is locally or globally transparent [167]. A model with high interpretability not only reveals the basis for its decisions but also elucidates the factors instrumental in its decision-making process. Recent studies underscore a symbiotic relationship between robustness and interpretability [79, 126]. Gaining insights into the model's internal operations on adversarial samples can pave the way for heightened model robustness.

Within the realm of recommender systems, there is a growing emphasis on interpretability [111, 166]. For instance, the study in [166] conceives recommendation as neuro-symbolic reasoning. By underpinning recommendations with symbolic reasoning, it's possible to not only unveil the model's recommendation logic but also pinpoint instances of noise or malevolent attacks by analyzing the decision trail of "erroneous" recommendations. In real-world recommendation settings, the dual goals of robustness and interpretability serve intertwined objectives. Foremost, users are likely to place enhanced trust in recommendations when they perceive them as both robustness and interpretable, fostering greater economic value. Concurrently, from a technical point, these objectives are mutually reinforcing, making their combined pursuit synergistically beneficial. In essence, ensuring robustness and interpretability amplifies the confidence in recommendations, creating an environment where users and providers cohesively benefit from recommender systems.

7.3 Robustness v.s. Privacy

Privacy is the safeguarding of an individual's or organization's information, activities, and identities against unauthorized access, use, or disclosure [37]. There's an intricate relationship between privacy and robustness, with each potentially improving the other. Earlier research has noted that privacy algorithms satisfy robustness, and there are some general methods for converting robust algorithms to privacy ones [42]. A salient strategy for privacy protection is "Differential Privacy". It mitigates the risk of exposing individual data by introducing noise into data or model parameters [1, 41]. Importantly, incorporating differential privacy has been shown to enhance the robustness of models, making them less prone to small perturbations [73, 91].

In recommender systems, differential privacy is particularly relevant in federated settings. When users send their data to central servers for gradient calculations, they often add perturbations to maintain privacy [87, 113]. Similar perturbations are employed in adversarial training for recommender systems [24, 56]. In real-world recommendation settings, where user privacy is enshrined in legal frameworks, the imperative to ensure the privacy of recommender systems becomes paramount. Achieving a more secure recommender system through the mutual promotion of privacy and robustness is indeed a good solution.

7.4 Robustness v.s. Fairness

Fairness in machine learning typically signifies that an algorithm or model provides impartial and unbiased predictions across different groups or individuals [97, 134]. Many methods interpret fairness as a model's invariant prediction to alterations in sensitive attributes (e.g., gender) within the input data [69, 97]. This objective shares a resemblance with adversarial training where small perturbations in input data shouldn't alter predictions [157]. Nonetheless, a distinction persists:

fairness concentrates explicitly on modifications to select attributes without imposing constraints on the extent of these changes. In contrast, robustness isn't tied to specific attributes but stipulates that the magnitude of changes should remain moderate to avoid distorting the ground truth label. Recent studies suggest that enhancing a model's robustness can indirectly improve its fairness [99].

Within the domain of recommender systems, fairness on the user side aligns closely with traditional fairness, emphasizing that changes to a user's sensitive attributes shouldn't influence the recommendations [134]. However, the robustness emphasis in recommender systems predominantly surrounds potential noise in user actions or the intrusion of malicious users, which diverges from fairness objectives. In practical recommendation scenarios, the scope of noise might extend beyond just user behaviors. Given this broader perspective, the goals of robustness and fairness in recommender systems could be more unified.

8 OPEN ISSUES AND FUTURE DIRECTIONS

As recommender systems continue to evolve, they present numerous challenges to researchers who strive to develop robust models that maintain their performance under various conditions and perturbations. This section delves into open issues and prospective future directions in the field of robust recommender systems.

8.1 Mitigating Gap between Defense Assumption and Attack Goal

A significant challenge that arises in the realm of recommender systems is the gap between defense assumptions and the actual objectives of attacks. Attacks, especially shilling attacks, often aim to promote or diminish product exposure, rather than merely undermining recommendation performance. However, many prevailing defense strategies are predicated on the notion that attackers principally aim to degrade the functionality of recommender systems. This is particularly evident in adversarial training scenarios. For instance, He et al. [56] incorporate adversarial perturbations to model parameters during its training phase. Yet, these perturbations often don't align with real-world attack patterns, meaning certain adversarial examples optimized during training might be ineffective for defense. In another approach, Wu et al. [137] positively introduce empirical risk minimizing users to counterbalance the impacts of malicious users, who are often perceived as threats to recommendation quality.

These methods often fall short in addressing attacks stemming from different motivations, resulting in a fragmented approach toward improving the robustness of recommender systems. It is necessary to develop integrated strategies that seamlessly merge the understanding of attacks and defense mechanisms. In future research endeavors, it's essential to ensure that defense assumptions are more closely with real attack targets. This could involve (1) imposing more rigorous constraints on adversarial samples during training—potentially by adopting knowledge-enhanced adversarial perturbations or similar techniques that infuse prior knowledge into perturbation generation. Additionally, (2) considering new adversarial training paradigms could be valuable. For instance, shifting from the established "min-max" framework to a "min-min" perspective [137] might pave the way for a more specific defense against attacks like shilling.

8.2 Improving Generalization of Defense Methods

The generalization of defense methods in recommender systems presents a considerable challenge. A significant portion of current defense strategies is on specific constraints. For example, the approach proposed by Liu et al. [83] is tailored exclusively for models based on the Factorization Machine, while the methodology introduced by Cao et al. [20] is designed for models grounded in Reinforcement Learning. Moreover, numerous pre-processing detection techniques hinge on predefined features for detecting malicious users [11, 74]. Some even resort to specific attack

methods for generating supervised data [149, 162]. Such specialization limits the applicability of defense methods across diverse scenarios, posing challenges to effectively countering adversarial threats in large-scale, real-world recommender systems.

Given these complexities, there's an emerging need to craft defense methods that can scale effectively and be applicable across diverse models and contexts. Looking ahead, defense methods should be designed more from the perspective of the commonality of poisoned data distribution and model training process or loss function, rather than paying too much attention to specific models, specific data, or specific attack methods. Among the promising avenues for exploration are: (1) The development of feature-free detection methods, ensuring they neither depend on pre-selected features nor limit dataset adaptability. (2) In-process detection methodologies that can discern patterns exhibited by malicious users during the model's training phase.

8.3 Trustworthy Recommender Systems

As elaborated in Section 7, the intertwining relationship between robustness and other properties of trustworthiness, such as interpretability, privacy, and fairness, is intricate. These properties can either mutually bolster one another or stand in opposition, particularly with regard to accuracy. The primary challenge in contemporary research lies in mitigating the trade-offs with accuracy. Several studies have demonstrated that enhancing a model to become more robust [128], interpretable [10], private [104], or fair [34] often compromises its accuracy. While some strides have been made to diminish these trade-offs—by establishing the upper bounds of these trade-offs in specific instances [128, 153]—there remains ample scope for advancement. Future avenues of exploration include: (1) The theoretical examination of upper bounds in more intricate scenarios. (2) Investigating the interplay between various trustworthiness properties and accuracy, with the intent of deciphering their shared traits and distinctions, and thereby identifying more optimal mitigation techniques.

Another pressing research challenge entails the synergistic enhancement of robustness, interpretability, privacy, and fairness. Existing literature has suggested that the enhancement techniques for these properties often share similar optimization objectives [73, 91, 99]. Moreover, certain methodologies can be adapted from one property to another [42]. Forward-looking research should revisit the formal definitions of each property, aiming to delineate unified optimization objectives or devise methods to translate strategies across properties.

8.4 LLM for Robust Recommender Systems

Large language models (LLMs), like ChatGPT [122], have brought significant advancements in natural language processing (NLP) in recent years. These models, trained on vast amounts of text data, are capable of generating human-like text, answering questions, and performing various language tasks with high accuracy. Lately, there's been a growing interest in utilizing LLMs for a range of tasks beyond their usual scope [44, 47]. Moreover, some studies indicate that LLMs can be employed to improve model robustness [27]. The broad knowledge base within LLMs can improve defense mechanisms. Future research avenues in this area could include: (1) Leveraging LLMs in adversarial training, for instance, in generating adversarial examples. (2) Using LLMs to enhance techniques for detecting fraudsters. (3) Investigating recommender systems based on LLMs, taking advantage of their built-in robustness for delivering more reliable recommendations.

8.5 Standard Evaluation and Benchmark

A main challenge in robust recommender system research is the absence of consistent evaluation methods and standardized benchmark datasets. As discussed in Section 5.1, most methods compute the offset on metrics to indirectly show the robustness of the recommender system. However,

the offset on the metrics sometimes does not effectively measure the robustness. Furthermore, as pointed out in Section 5.2, more than 50 datasets are commonly used, but only about 20% of them are referenced in more than three studies. Even fewer, only three, are used in over 10 papers. In addition, there's a tendency to modify these datasets, like filtering specific users or items. These changes, however, are not consistent across different studies. Another issue is that many datasets have test splits that are simply randomized. This can introduce variability and uncertainty in evaluations. To address these issues, we need (1) a unified and reasonable evaluation method, (2) a suite of standardized evaluation datasets, and (3) an open online platform to facilitate consistent evaluations.

9 CONCLUSION

In this survey, we offer a comprehensive review of seminal contributions in the field of robust recommender systems. We propose a taxonomy designed to systematically organize the myriad of publications in this domain. Specifically, we examine the robustness of recommender systems in light of two primary dimensions: malicious attacks and natural noise. Regarding techniques, we delve into state-of-the-art methods for building robust recommender systems, including methods tailored for malicious attacks—fraudster detection, adversarial training, and certifiable robust training, as well as methods tailored for natural noise—regularization, purification, and self-supervised learning. Additionally, we further discuss evaluation metrics and prominent datasets, shedding light on the methods of assessing robustness of recommender systems. Our analysis encompasses the nuanced dimensions of robustness across various scenarios and its interplay with other trustworthy properties such as accuracy, interpretability, privacy, and fairness. We also spotlight open issues and envisage potential future directions in the realm of robust recommender systems research. Our aim with this survey is to arm researchers with a thorough understanding of the key facets of the robust recommender systems field, elucidate the most remarkable advancements made thus far, and inspire further exploration into this critical aspect of recommender systems.

ACKNOWLEDGMENTS

This work is funded by the National Key R&D Program of China (2022YFB3103700, 2022YFB3103701), and the National Natural Science Foundation of China under Grant Nos. 62272125, 62102402, U21B2046. Huawei Shen is also supported by Beijing Academy of Artificial Intelligence (BAAI).

REFERENCES

- [1] Martin Abadi, Andy Chu, Ian Goodfellow, H Brendan McMahan, Ilya Mironov, Kunal Talwar, and Li Zhang. 2016. Deep learning with differential privacy. In *SIGSAS*. 308–318.
- [2] Nor Aniza Abdullah, Rasheed Abubakar Rasheed, Mohd Hairul Nizam Md Nasir, and Md Mujibur Rahman. 2021. Eliciting auxiliary information for cold start user recommendation: A survey. *Applied Sciences* 11, 20 (2021), 9608.
- [3] M Mehdi Afsar, Trafford Crump, and Behrouz Far. 2022. Reinforcement learning based recommender systems: A survey. *Comput. Surveys* 55, 7 (2022), 1–38.
- [4] Mehmet Aktukmak, Yasin Yilmaz, and Ismail Uysal. 2019. Quick and accurate attack detection in recommender systems through user attributes. In *RecSys*. 348–352.
- [5] Bushra Alhijawi, Arafat Awajan, and Salam Fraihat. 2022. Survey on the objectives of recommender systems: measures, solutions, evaluation methodology, and new perspectives. *Comput. Surveys* 55, 5 (2022), 1–38.
- [6] Vito Walter Anelli, Yashar Deldjoo, Tommaso Di Noia, Daniele Malitesta, and Felice Antonio Merra. 2021. A study of defensive methods to protect visual recommendation against adversarial manipulation of images. In *SIGIR*. 1094–1103.
- [7] Vito Walter Anelli, Yashar Deldjoo, Tommaso Di Noia, and Felice Antonio Merra. 2020. Adversarial learning for recommendation: Applications for security and generative tasks—concept to code. In *RecSys*. 738–741.
- [8] Vito Walter Anelli, Yashar Deldjoo, Tommaso Di Noia, and Felice Antonio Merra. 2021. Adversarial recommender systems: Attack, defense, and advances. In *Recommender systems handbook*. Springer, 335–379.
- [9] Linas Baltrunas, Bernd Ludwig, and Francesco Ricci. 2011. Matrix factorization techniques for context aware recommendation. In *RecSys*. 301–304.

- [10] Andrew Bell, Ian Solano-Kamaiko, Oded Nov, and Julia Stoyanovich. 2022. It's just not that simple: an empirical study of the accuracy-explainability trade-off in machine learning for public policy. In *FACCT*. 248–266.
- [11] Alex Beutel, Kenton Murray, Christos Faloutsos, and Alexander J Smola. 2014. Cobafi: collaborative bayesian filtering. In *Webconf*. 97–108.
- [12] Arjun Nitin Bhagoji, Daniel Cullina, and Prateek Mittal. 2017. Dimensionality reduction as a defense against evasion attacks on machine learning classifiers. *arXiv preprint arXiv:1704.02654* 2, 1 (2017).
- [13] Zhi Bian, Shaojun Zhou, Hao Fu, Qihong Yang, Zhenqi Sun, Junjie Tang, Guiquan Liu, Kaikui Liu, and Xiaolong Li. 2021. Denoising user-aware memory network for recommendation. In *RecSys*. 400–410.
- [14] Battista Biggio, Iginio Corona, Davide Maiorca, Blaine Nelson, Nedim Šrncić, Pavel Laskov, Giorgio Giacinto, and Fabio Roli. 2013. Evasion attacks against machine learning at test time. In *ECML PKDD*. Springer, 387–402.
- [15] Markus M Breunig, Hans-Peter Kriegel, Raymond T Ng, and Jörg Sander. 2000. LOF: identifying density-based local outliers. In *SIGMOD*. 93–104.
- [16] Robin Burke. 2002. Hybrid recommender systems: Survey and experiments. *User Modeling and User-adapted Interaction* 12 (2002), 331–370.
- [17] Robin Burke, Bamshad Mobasher, Chad Williams, and Runa Bhaumik. 2006. Classification features for attack detection in collaborative recommender systems. In *SIGKDD*. 542–547.
- [18] Robin Burke, Michael P O'Mahony, and Neil J Hurley. 2015. Robust collaborative recommendation. *Recommender systems handbook* (2015), 961–995.
- [19] Jie Cao, Zhiang Wu, Bo Mao, and Yanchun Zhang. 2013. Shilling attack detection utilizing semi-supervised learning method for collaborative recommender system. *World Wide Web* 16 (2013), 729–748.
- [20] Yuanjiang Cao, Xiaocong Chen, Lina Yao, Xianzhi Wang, and Wei Emma Zhang. 2020. Adversarial attacks and detection on reinforcement learning-based interactive recommender systems. In *SIGIR*. 1669–1672.
- [21] O. Celma. 2010. *Music Recommendation and Discovery in the Long Tail*. Springer.
- [22] Huiyuan Chen and Jing Li. 2019. Adversarial tensor factorization for context-aware recommendation. In *RecSys*. 363–367.
- [23] Huiyuan Chen, Yusan Lin, Menghai Pan, Lan Wang, Chin-Chia Michael Yeh, Xiaoting Li, Yan Zheng, Fei Wang, and Hao Yang. 2022. Denoising self-attentive sequential recommendation. In *RecSys*. 92–101.
- [24] Huiyuan Chen, Kaixiong Zhou, Kwei-Herng Lai, Xia Hu, Fei Wang, and Hao Yang. 2022. Adversarial Graph Perturbations for Recommendations at Scale. In *SIGIR*. 1854–1858.
- [25] Jiawei Chen, Hande Dong, Xiang Wang, Fuli Feng, Meng Wang, and Xiangnan He. 2023. Bias and debias in recommender system: A survey and future directions. *ACM Transactions on Information Systems* 41, 3 (2023), 1–39.
- [26] Yongjun Chen, Zhiwei Liu, Jia Li, Julian McAuley, and Caiming Xiong. 2022. Intent contrastive learning for sequential recommendation. In *Webconf*. 2172–2182.
- [27] Zheng Chen, Ziyang Jiang, and Fan Yang. 2023. Graph Meets LLM: A Novel Approach to Collaborative Filtering for Robust Conversational Understanding. *arXiv preprint arXiv:2305.14449* (2023).
- [28] Heng-Tze Cheng, Levent Koc, Jeremiah Harmsen, Tal Shaked, Tushar Chandra, Hrishu Aradhye, Glen Anderson, Greg Corrado, Wei Chai, Mustafa Ipsir, et al. 2016. Wide & deep learning for recommender systems. In *RecSys*. 7–10.
- [29] Paul-Alexandru Chirita, Wolfgang Nejdl, and Cristian Zamfir. 2005. Preventing shilling attacks in online recommender systems. In *WIDM*. 67–74.
- [30] Konstantina Christakopoulou and Arindam Banerjee. 2019. Adversarial attacks on an oblivious recommender. In *RecSys*. 322–330.
- [31] Chen-Yao Chung, Ping-Yu Hsu, and Shih-Hsiang Huang. 2013. β P: A novel approach to filter out malicious rating profiles from recommender systems. *Decision Support Systems* 55, 1 (2013), 314–325.
- [32] Jeremy Cohen, Elan Rosenfeld, and Zico Kolter. 2019. Certified adversarial robustness via randomized smoothing. In *ICML*. PMLR, 1310–1320.
- [33] Rami Cohen, Oren Sar Shalom, Dietmar Jannach, and Amihood Amir. 2021. A black-box attack model for visually-aware recommender systems. In *WSDM*. 94–102.
- [34] A Feder Cooper, Ellen Abrams, and Na Na. 2021. Emergent unfairness in algorithmic fairness-accuracy trade-off research. In *AAAI*. 46–54.
- [35] Paul Covington, Jay Adams, and Emre Sargin. 2016. Deep neural networks for youtube recommendations. In *RecSys*. 191–198.
- [36] Stefano Cresci. 2020. A decade of social bot detection. *Commun. ACM* 63, 10 (2020), 72–83.
- [37] Emiliano De Cristofaro. 2020. An overview of privacy in machine learning. *arXiv preprint arXiv:2005.08679* (2020).
- [38] Yashar Deldjoo, Tommaso Di Noia, Eugenio Di Sciascio, and Felice Antonio Merra. 2020. How dataset characteristics affect the robustness of collaborative recommendation models. In *SIGIR*. 951–960.
- [39] Yashar Deldjoo, Tommaso Di Noia, and Felice Antonio Merra. 2021. A survey on adversarial recommender systems: from attack/defense strategies to generative adversarial networks. *Comput. Surveys* 54, 2 (2021), 1–38.

- [40] Yali Du, Meng Fang, Jinfeng Yi, Chang Xu, Jun Cheng, and Dacheng Tao. 2018. Enhancing the robustness of neural collaborative filtering systems under malicious attacks. *IEEE Transactions on Multimedia* 21, 3 (2018), 555–565.
- [41] Cynthia Dwork. 2006. Differential privacy. In *ICALP*. Springer, 1–12.
- [42] Cynthia Dwork and Jing Lei. 2009. Differential privacy and robust statistics. In *STOC*. 371–380.
- [43] Martin Ester, Hans-Peter Kriegel, Jörg Sander, Xiaowei Xu, et al. 1996. A density-based algorithm for discovering clusters in large spatial databases with noise. In *SIGKDD*, Vol. 96. 226–231.
- [44] Wenqi Fan, Zihuai Zhao, Jiatong Li, Yunqing Liu, Xiaowei Mei, Yiqi Wang, Jiliang Tang, and Qing Li. 2023. Recommender systems in the era of large language models (llms). *arXiv preprint arXiv:2307.02046* (2023).
- [45] Alhussein Fawzi, Seyed-Mohsen Moosavi-Dezfooli, and Pascal Frossard. 2017. The robustness of deep networks: A geometrical perspective. *IEEE Signal Processing Magazine* 34, 6 (2017), 50–62.
- [46] Yunjun Gao, Yuntao Du, Yujia Hu, Lu Chen, Xinjun Zhu, Ziquan Fang, and Baihua Zheng. 2022. Self-guided learning to denoise for robust recommendation. In *SIGIR*. 1412–1422.
- [47] Yunfan Gao, Tao Sheng, Youlin Xiang, Yun Xiong, Haofen Wang, and Jiawei Zhang. 2023. Chat-rec: Towards interactive and explainable llms-augmented recommender system. *arXiv preprint arXiv:2303.14524* (2023).
- [48] Yingqiang Ge, Shuchang Liu, Zuohui Fu, Juntao Tan, Zelong Li, Shuyuan Xu, Yunqi Li, Yikun Xian, and Yongfeng Zhang. 2022. A survey on trustworthy recommender systems. *arXiv preprint arXiv:2207.12515* (2022).
- [49] Carlos A Gomez-Uribe and Neil Hunt. 2015. The netflix recommender system: Algorithms, business value, and innovation. *ACM Transactions on Management Information Systems* 6, 4 (2015), 1–19.
- [50] Ian J Goodfellow, Jonathon Shlens, and Christian Szegedy. 2014. Explaining and harnessing adversarial examples. *arXiv preprint arXiv:1412.6572* (2014).
- [51] Jyotirmoy Gope and Sanjay Kumar Jain. 2017. A survey on solving cold start problem in recommender systems. In *ICCCA*. IEEE, 133–138.
- [52] Asela Gunawardana, Guy Shani, and Sivan Yogev. 2012. Evaluating recommender systems. In *Recommender systems handbook*. Springer, 547–601.
- [53] Ihsan Gunes, Cihan Kaleli, Alper Bilge, and Huseyin Polat. 2014. Shilling attacks against recommender systems: a comprehensive survey. *Artificial Intelligence Review* 42 (2014), 767–799.
- [54] F Maxwell Harper and Joseph A Konstan. 2015. The movielens datasets: History and context. *Acm transactions on Interactive Intelligent Systems* 5, 4 (2015), 1–19.
- [55] John A Hartigan and Manchek A Wong. 1979. Algorithm AS 136: A k-means clustering algorithm. *Journal of the Royal Statistical Society. Series c (Applied Statistics)* 28, 1 (1979), 100–108.
- [56] Xiangnan He, Zhankui He, Xiaoyu Du, and Tat-Seng Chua. 2018. Adversarial personalized ranking for recommendation. In *SIGIR*. 355–364.
- [57] Dan Hendrycks, Mantas Mazeika, Saurav Kadavath, and Dawn Song. 2019. Using self-supervised learning can improve model robustness and uncertainty. In *NeurIPS*, Vol. 32.
- [58] Bryan Hooi, Hyun Ah Song, Alex Beutel, Neil Shah, Kijung Shin, and Christos Faloutsos. 2016. Fraudar: Bounding graph fraud in the face of camouflage. In *SIGKDD*. 895–904.
- [59] Renjun Hu, Charu C Aggarwal, Shuai Ma, and Jinpeng Huai. 2016. An embedding approach to anomaly detection. In *ICDE*. IEEE, 385–396.
- [60] Peter J Huber. 1981. Robust statistics. *Wiley Series in Probability and Mathematical Statistics* (1981).
- [61] Paul Jaccard. 1912. The distribution of the flora in the alpine zone. 1. *New Phytologist* 11, 2 (1912), 37–50.
- [62] Matthew Jagielski, Alina Oprea, Battista Biggio, Chang Liu, Cristina Nita-Rotaru, and Bo Li. 2018. Manipulating machine learning: Poisoning attacks and countermeasures for regression learning. In *SP*. IEEE, 19–35.
- [63] Ashish Jaiswal, Ashwin Ramesh Babu, Mohammad Zaki Zadeh, Debapriya Banerjee, and Fillia Makedon. 2020. A survey on contrastive self-supervised learning. *Technologies* 9, 1 (2020), 2.
- [64] Dietmar Jannach, Markus Zanker, Alexander Felfernig, and Gerhard Friedrich. 2010. *Recommender systems: an introduction*. Cambridge University Press, -.
- [65] Weike Jin, Zhou Zhao, Pengcheng Zhang, Jieming Zhu, Xiuqiang He, and Yueting Zhuang. 2021. Hierarchical cross-modal graph consistency learning for video-text retrieval. In *SIGIR*. 1114–1124.
- [66] Mozghan Karimi, Dietmar Jannach, and Michael Jugovac. 2018. News recommender systems—Survey and roads ahead. *Information Processing and Management* 54, 6 (2018), 1203–1227.
- [67] Maurice George Kendall. 1948. Rank correlation methods. (1948).
- [68] Hyunjik Kim, George Papamakarios, and Andriy Mnih. 2021. The lipschitz constant of self-attention. In *ICML*. PMLR, 5562–5571.
- [69] Michael P Kim, Amirata Ghorbani, and James Zou. 2019. Multiaccuracy: Black-box post-processing for fairness in classification. In *AAAI*. 247–254.
- [70] Thomas N. Kipf and Max Welling. 2017. Semi-Supervised Classification with Graph Convolutional Networks. In *ICLR (ICLR '17)*.

- [71] Shyong K Lam and John Riedl. 2004. Shilling recommender systems for fun and profit. In *Webconf*. 393–402.
- [72] Yann LeCun, Yoshua Bengio, and Geoffrey Hinton. 2015. Deep learning. *Nature* 521, 7553 (2015), 436–444.
- [73] Mathias Lecuyer, Vaggelis Atlidakis, Roxana Geambasu, Daniel Hsu, and Suman Jana. 2019. Certified robustness to adversarial examples with differential privacy. In *SP*. IEEE, 656–672.
- [74] Jong-Seok Lee and Dan Zhu. 2012. Shilling attack detection—a new approach for a trustworthy recommender system. *INFORMS Journal on Computing* 24, 1 (2012), 117–131.
- [75] Bai Li, Changyou Chen, Wenlin Wang, and Lawrence Carin. 2019. Certified adversarial robustness with additive noise. In *NeurIPS*, Vol. 32.
- [76] Ruirui Li, Xian Wu, and Wei Wang. 2020. Adversarial learning to compare: Self-attentive prospective customer recommendation in location based social networks. In *WSDM*. 349–357.
- [77] Sheng Li, Jaya Kawale, and Yun Fu. 2015. Deep collaborative filtering via marginalized denoising auto-encoder. In *CIKM*. 811–820.
- [78] Haochen Liu, Yiqi Wang, Wenqi Fan, Xiaorui Liu, Yaxin Li, Shaili Jain, Yunhao Liu, Anil Jain, and Jiliang Tang. 2022. Trustworthy ai: A computational perspective. *ACM Transactions on Intelligent Systems and Technology* 14, 1 (2022), 1–59.
- [79] Ninghao Liu, Hongxia Yang, and Xia Hu. 2018. Adversarial Detection with Model Interpretation. In *SIGKDD*. ACM, 1803–1811.
- [80] Xiao Liu, Fanjin Zhang, Zhenyu Hou, Li Mian, Zhaoyu Wang, Jing Zhang, and Jie Tang. 2021. Self-supervised learning: Generative or contrastive. *IEEE Transactions on Knowledge and Data Engineering* 35, 1 (2021), 857–876.
- [81] Yuli Liu. 2020. Recommending Inferior Results: A General and Feature-Free Model for Spam Detection. In *CIKM*. 955–974.
- [82] Yiyu Liu, Qian Liu, Yu Tian, Changping Wang, Yanan Niu, Yang Song, and Chenliang Li. 2021. Concept-aware denoising graph neural network for micro-video recommendation. In *CIKM*. 1099–1108.
- [83] Yang Liu, Xianzhuo Xia, Liang Chen, Xiangnan He, Carl Yang, and Zibin Zheng. 2020. Certifiable robustness to discrete adversarial perturbations for factorization machines. In *SIGIR*. 419–428.
- [84] Zhiwei Liu, Yongjun Chen, Jia Li, Philip S Yu, Julian McAuley, and Caiming Xiong. 2021. Contrastive self-supervised sequential recommendation with robust augmentation. *arXiv preprint arXiv:2108.06479* (2021).
- [85] Zhuang Liu, Yunpu Ma, Yuanxin Ouyang, and Zhang Xiong. 2021. Contrastive learning for recommender system. *arXiv preprint arXiv:2101.01317* (2021).
- [86] Pasquale Lops, Marco De Gemmis, and Giovanni Semeraro. 2011. Content-based recommender systems: State of the art and trends. *Recommender Systems Handbook* (2011), 73–105.
- [87] Lorenzo Minto, Moritz Haller, Benjamin Livshits, and Hamed Haddadi. 2021. Stronger Privacy for Federated Collaborative Filtering With Implicit Feedback. In *RecSys*. ACM, 342–350.
- [88] Yujie Mo, Liang Peng, Jie Xu, Xiaoshuang Shi, and Xiaofeng Zhu. 2022. Simple unsupervised graph representation learning. In *AAAI*, Vol. 36. 7797–7805.
- [89] Todd K Moon. 1996. The expectation-maximization algorithm. *IEEE Signal Processing Magazine* 13, 6 (1996), 47–60.
- [90] Peter Morales, Rajmonda Sulo Caceres, and Tina Eliassi-Rad. 2021. Selective network discovery via deep reinforcement learning on embedded spaces. *Applied Network Science* 6 (2021), 1–20.
- [91] Mohammad Naseri, Jamie Hayes, and Emiliano De Cristofaro. 2022. Local and Central Differential Privacy for Robustness and Privacy in Federated Learning. In *NDSS*.
- [92] Jianmo Ni, Jiacheng Li, and Julian McAuley. 2019. Justifying recommendations using distantly-labeled reviews and fine-grained aspects. In *EMNLP-IJCNLP*. 188–197.
- [93] Sejoon Oh, Berk Ustun, Julian McAuley, and Srijan Kumar. 2022. Rank List Sensitivity of Recommender Systems to Interaction Perturbations. In *CIKM*. 1584–1594.
- [94] Michael O’Mahony, Neil Hurley, Nicholas Kushmerick, and Guéno   Silvestre. 2004. Collaborative recommendation: A robustness analysis. *ACM Transactions on Internet Technology* 4, 4 (2004), 344–377.
- [95] Aaron van den Oord, Yazhe Li, and Oriol Vinyals. 2018. Representation learning with contrastive predictive coding. *arXiv preprint arXiv:1807.03748* (2018).
- [96] Tianyu Pang, Min Lin, Xiao Yang, Jun Zhu, and Shuicheng Yan. 2022. Robustness and accuracy could be reconcilable by (proper) definition. In *ICML*. PMLR, 17258–17277.
- [97] Dana Pessach and Erez Shmueli. 2022. A review on fairness in machine learning. *Comput. Surveys* 55, 3 (2022), 1–44.
- [98] Hau Xuan Pham and Jason J Jung. 2013. Preference-based user rating correction process for interactive recommendation systems. *Multimedia Tools and Applications* 65 (2013), 119–132.
- [99] Yada Pruksachatkun, Satyapriya Krishna, Jwala Dhamala, Rahul Gupta, and Kai-Wei Chang. 2021. Does Robustness Improve Fairness? Approaching Fairness with Word Substitution Robustness Methods for Text Classification. In *STEP*. 3320–3331.

- [100] Yuqi Qin, Pengfei Wang, and Chenliang Li. 2021. The world is binary: Contrastive learning for denoising next basket recommendation. In *SIGIR*. 859–868.
- [101] Massimo Quadrana, Paolo Cremonesi, and Dietmar Jannach. 2018. Sequence-aware recommender systems. *Comput. Surveys* 51, 4 (2018), 1–36.
- [102] Steffen Rendle, Christoph Freudenthaler, Zeno Gantner, and Lars Schmidt-Thieme. 2012. BPR: Bayesian personalized ranking from implicit feedback. *arXiv preprint arXiv:1205.2618* (2012).
- [103] Steffen Rendle and Lars Schmidt-Thieme. 2010. Pairwise interaction tensor factorization for personalized tag recommendation. In *WSDM*. 81–90.
- [104] Shahbaz Rezaei, Zubair Shafiq, and Xin Liu. 2023. Accuracy-privacy trade-off in deep ensemble: A membership inference perspective. In *SP. IEEE*, 364–381.
- [105] Fatemeh Rezaimehr and Chitra Dadkhah. 2021. A survey of attack detection approaches in collaborative filtering recommender systems. *Artificial Intelligence Review* 54 (2021), 2011–2066.
- [106] Emanuele Rossi, Ben Chamberlain, Fabrizio Frasca, Davide Eynard, Federico Monti, and Michael Bronstein. 2020. Temporal graph networks for deep learning on dynamic graphs. *arXiv preprint arXiv:2006.10637* (2020).
- [107] Masahiro Sato, Sho Takemori, Janmajay Singh, and Tomoko Ohkuma. 2020. Unbiased Learning for the Causal Effect of Recommendation. In *RscSys*. 378–387.
- [108] Madeline C Schiappa, Yogesh S Rawat, and Mubarak Shah. 2023. Self-supervised learning for videos: A survey. *Comput. Surveys* 55, 13s (2023), 1–37.
- [109] Ludwig Schmidt, Shibani Santurkar, Dimitris Tsipras, Kunal Talwar, and Aleksander Madry. 2018. Adversarially robust generalization requires more data. In *NeurIPS*, Vol. 31.
- [110] Suvash Sedhain, Aditya Krishna Menon, Scott Sanner, and Lexing Xie. 2015. Autorec: Autoencoders meet collaborative filtering. In *Webconf*. 111–112.
- [111] Sungyong Seo, Jing Huang, Hao Yang, and Yan Liu. 2017. Interpretable convolutional neural networks with dual local and global attention for review rating prediction. In *RecSys*. 297–305.
- [112] Ilya Shenbin, Anton Alekseev, Elena Tutubalina, Valentin Malykh, and Sergey I Nikolenko. 2020. Recvae: A new variational autoencoder for top-n recommendations with implicit feedback. In *WSDM*. 528–536.
- [113] Hyejin Shin, Sungwook Kim, Junbum Shin, and Xiaokui Xiao. 2018. Privacy enhanced matrix factorization for recommendation with local differential privacy. *IEEE Transactions on Knowledge and Data Engineering* 30, 9 (2018), 1770–1782.
- [114] Anu Shrestha, Francesca Spezzano, and Maria Soledad Pera. 2021. An empirical analysis of collaborative recommender systems robustness to shilling attacks. (2021).
- [115] David Shriver, Sebastian Elbaum, Matthew B Dwyer, and David S Rosenblum. 2019. Evaluating recommender system stability with influence-guided fuzzing. In *AAAI*, Vol. 33. 4934–4942.
- [116] Brent Smith and Greg Linden. 2017. Two decades of recommender systems at Amazon. com. *IEEE Internet Computing* 21, 3 (2017), 12–18.
- [117] Florian Strub, Jeremie Mary, and Preux Philippe. 2015. Collaborative filtering with stacked denoising autoencoders and sparse inputs. In *NeurIPS workshop on machine learning for eCommerce*.
- [118] Richard S Sutton and Andrew G Barto. 2018. *Reinforcement learning: An introduction*. MIT press.
- [119] Jinhui Tang, Xiaoyu Du, Xiangnan He, Fajie Yuan, Qi Tian, and Tat-Seng Chua. 2019. Adversarial training towards robust multimedia recommender system. *IEEE Transactions on Knowledge and Data Engineering* 32, 5 (2019), 855–867.
- [120] Jiayi Tang, Hongyi Wen, and Ke Wang. 2020. Revisiting adversarially learned injection attacks against recommender systems. In *RecSys*. 318–327.
- [121] John K Tarus, Zhendong Niu, and Ghulam Mustafa. 2018. Knowledge-based recommendation: a review of ontology-based recommender systems for e-learning. *Artificial Intelligence Review* 50 (2018), 21–48.
- [122] OpenAI Team. 2022. ChatGPT: Optimizing language models for dialogue. <https://openai.com/blog/>.
- [123] Changxin Tian, Yuexiang Xie, Yaliang Li, Nan Yang, and Wayne Xin Zhao. 2022. Learning to Denoise Unreliable Interactions for Graph Collaborative Filtering. In *SIGIR*. 122–132.
- [124] Zhiyi Tian, Lei Cui, Jie Liang, and Shui Yu. 2022. A comprehensive survey on poisoning attacks and countermeasures in machine learning. *Comput. Surveys* 55, 8 (2022), 1–35.
- [125] Raciél Yera Toledo, Yailé Caballero Mota, and Luis Martínez. 2015. Correcting noisy ratings in collaborative recommender systems. *Knowledge-Based Systems* 76 (2015), 96–108.
- [126] Richard Tomsett, Amy Widdicombe, Tianwei Xing, Supriyo Chakraborty, Simon Julier, Prudhvi Gurram, Raghuvver M. Rao, and Mani B. Srivastava. 2018. Why the Failure? How Adversarial Examples Can Provide Insights for Interpretable Machine Learning. In *FUSION. IEEE*, 838–845.
- [127] Thanh Tran, Renee Sweeney, and Kyumin Lee. 2019. Adversarial mahalanobis distance-based attentive song recommender for automatic playlist continuation. In *SIGIR*. 245–254.

- [128] Dimitris Tsipras, Shibani Santurkar, Logan Engstrom, Alexander Turner, and Aleksander Madry. 2018. Robustness May Be at Odds with Accuracy. In *ICLR*.
- [129] Joao Vinagre, Alipio Mário Jorge, Conceição Rocha, and Joao Gama. 2019. Statistically robust evaluation of stream-based recommender systems. *IEEE Transactions on Knowledge and Data Engineering* 33, 7 (2019), 2971–2982.
- [130] Pascal Vincent, Hugo Larochelle, Yoshua Bengio, and Pierre-Antoine Manzagol. 2008. Extracting and composing robust features with denoising autoencoders. In *ICML*. 1096–1103.
- [131] Haotao Wang, Tianlong Chen, Shupeng Gui, Tingkui Hu, Ji Liu, and Zhangyang Wang. 2020. Once-for-all adversarial training: In-situ tradeoff between robustness and accuracy for free. In *NeurIPS*, Vol. 33. 7449–7461.
- [132] Wenjie Wang, Fuli Feng, Xiangnan He, Liqiang Nie, and Tat-Seng Chua. 2021. Denoising implicit feedback for recommendation. In *WSDM*. 373–381.
- [133] Xuezhi Wang, Haohan Wang, and Diyi Yang. 2021. Measure and improve robustness in nlp models: A survey. *arXiv preprint arXiv:2112.08313* (2021).
- [134] Yifan Wang, Weizhi Ma, Min Zhang, Yiqun Liu, and Shaoping Ma. 2023. A survey on the fairness of recommender systems. *ACM Transactions on Information Systems* 41, 3 (2023), 1–43.
- [135] Yu Wang, Xin Xin, Zaiqiao Meng, Joemon M Jose, Fuli Feng, and Xiangnan He. 2022. Learning Robust Recommenders through Cross-Model Agreement. In *Webconf*. 2015–2025.
- [136] Zitai Wang, Qianqian Xu, Zhiyong Yang, Xiaochun Cao, and Qingming Huang. 2021. Implicit Feedbacks are Not Always Favorable: Iterative Relabeled One-Class Collaborative Filtering against Noisy Interactions. In *MM*. 3070–3078.
- [137] Chenwang Wu, Defu Lian, Yong Ge, Zhihao Zhu, Enhong Chen, and Senchao Yuan. 2021. Fight fire with fire: towards robust recommender systems via adversarial poisoning training. In *SIGIR*. 1074–1083.
- [138] Jiancan Wu, Xiang Wang, Fuli Feng, Xiangnan He, Liang Chen, Jianxun Lian, and Xing Xie. 2021. Self-supervised graph learning for recommendation. In *SIGIR*. 726–735.
- [139] Shiwen Wu, Fei Sun, Wentao Zhang, Xu Xie, and Bin Cui. 2022. Graph neural networks in recommender systems: a survey. *Comput. Surveys* 55, 5 (2022), 1–37.
- [140] Yao Wu, Christopher DuBois, Alice X Zheng, and Martin Ester. 2016. Collaborative denoising auto-encoders for top-n recommender systems. In *WSDM*. 153–162.
- [141] Zonghan Wu, Shirui Pan, Fengwen Chen, Guodong Long, Chengqi Zhang, and S Yu Philip. 2020. A comprehensive survey on graph neural networks. *IEEE Transactions on Neural Networks and Learning Systems* 32, 1 (2020), 4–24.
- [142] Zhiang Wu, Junjie Wu, Jie Cao, and Dacheng Tao. 2012. HySAD: A semi-supervised hybrid shilling attack detector for trustworthy product recommendation. In *SIGKDD*. 985–993.
- [143] Sicong Xie, Qunwei Li, Weidi Xu, Kaiming Shen, Shaohu Chen, and Wenliang Zhong. 2022. Denoising Time Cycle Modeling for Recommendation. In *SIGIR*. 1950–1955.
- [144] Xu Xie, Fei Sun, Zhaoyang Liu, Shiwen Wu, Jinyang Gao, Jiandong Zhang, Bolin Ding, and Bin Cui. 2022. Contrastive learning for sequential recommendation. In *ICDE*. IEEE, 1259–1273.
- [145] Da Xu, Chuanwei Ruan, Evren Korpeoglu, Sushant Kumar, and Kannan Achan. 2019. Self-attention with functional time representation learning. 32 (2019).
- [146] Xiwang Yang, Yang Guo, Yong Liu, and Harald Steck. 2014. A survey of collaborative filtering based social recommender systems. *Computer Communications* 41 (2014), 1–10.
- [147] Yuhao Yang, Chao Huang, Lianghao Xia, and Chenliang Li. 2022. Knowledge graph contrastive learning for recommendation. In *SIGIR*. 1434–1443.
- [148] Zhihai Yang, Zhongmin Cai, and Yuan Yang. 2017. Spotting anomalous ratings for rating systems by analyzing target users and items. *Neurocomputing* 240 (2017), 25–46.
- [149] Zhihai Yang, Lin Xu, Zhongmin Cai, and Zongben Xu. 2016. Re-scale AdaBoost for attack detection in collaborative filtering recommender systems. *Knowledge-Based Systems* 100 (2016), 74–88.
- [150] Haibo Ye, Xinjie Li, Yuan Yao, and Hanghang Tong. 2023. Towards robust neural graph collaborative filtering via structure denoising and embedding perturbation. *ACM Transactions on Information Systems* 41, 3 (2023), 1–28.
- [151] Raciél Yera, Jorge Castro, and Luis Martínez. 2016. A fuzzy model for managing natural noise in recommender systems. *Applied Soft Computing* 40 (2016), 187–198.
- [152] Junliang Yu, Hongzhi Yin, Xin Xia, Tong Chen, Jundong Li, and Zi Huang. 2023. Self-supervised learning for recommender systems: A survey. *IEEE Transactions on Knowledge and Data Engineering* (2023).
- [153] Yaodong Yu, Zitong Yang, Edgar Dobriban, Jacob Steinhardt, and Yi Ma. 2021. Understanding generalization in adversarial training via the bias-variance decomposition. *arXiv preprint arXiv:2103.09947* (2021).
- [154] Feng Yuan, Lina Yao, and Boualem Benatallah. 2019. Adversarial collaborative auto-encoder for top-n recommendation. In *IJCNN*. IEEE, 1–8.
- [155] Feng Yuan, Lina Yao, and Boualem Benatallah. 2019. Adversarial collaborative neural network for robust recommendation. In *SIGIR*. 1065–1068.

- [156] Feng Yuan, Lina Yao, and Boualem Benatallah. 2020. Exploring missing interactions: A convolutional generative adversarial network for collaborative filtering. In *CIKM*. 1773–1782.
- [157] Xiaoyong Yuan, Pan He, Qile Zhu, and Xiaolin Li. 2019. Adversarial examples: Attacks and defenses for deep learning. *IEEE Transactions on Neural Networks and Learning Systems* 30, 9 (2019), 2805–2824.
- [158] Zhenrui Yue, Huimin Zeng, Ziyi Kou, Lanyu Shang, and Dong Wang. 2022. Defending Substitution-Based Profile Pollution Attacks on Sequential Recommenders. In *RecSys*. 59–70.
- [159] Eva Zangerle and Christine Bauer. 2022. Evaluating recommender systems: survey and framework. *Comput. Surveys* 55, 8 (2022), 1–38.
- [160] Fuzhi Zhang, Yuanli Lu, Jianmin Chen, Shaoshuai Liu, and Zhoujun Ling. 2017. Robust collaborative filtering based on non-negative matrix factorization and R1-norm. *Knowledge-based systems* 118 (2017), 177–190.
- [161] Fuzhi Zhang and Quanqiang Zhou. 2012. A Meta-learning-based Approach for Detecting Profile Injection Attacks in Collaborative Recommender Systems. *Journal of Computers* 7, 1 (2012), 226–234.
- [162] Fuzhi Zhang and Quanqiang Zhou. 2014. HHT-SVM: An online method for detecting profile injection attacks in collaborative recommender systems. *Knowledge-Based Systems* 65 (2014), 96–105.
- [163] Kaike Zhang, Qi Cao, Gaolin Fang, Bingbing Xu, Hongjian Zou, Huawei Shen, and Xueqi Cheng. 2023. DyTed: Disentangled Representation Learning for Discrete-time Dynamic Graph. In *SIGKDD*. 3309–3320.
- [164] Shuai Zhang, Lina Yao, Aixin Sun, and Yi Tay. 2019. Deep learning based recommender system: A survey and new perspectives. *Comput. Surveys* 52, 1 (2019), 1–38.
- [165] Shijie Zhang, Hongzhi Yin, Tong Chen, Quoc Viet Nguyen Hung, Zi Huang, and Lizhen Cui. 2020. Gcn-based user representation learning for unifying robust recommendation and fraudster detection. In *SIGIR*. 689–698.
- [166] Wei Zhang, Junbing Yan, Zhuo Wang, and Jianyong Wang. 2022. Neuro-symbolic interpretable collaborative filtering for attribute-based recommendation. In *Webconf*. 3229–3238.
- [167] Yongfeng Zhang, Xu Chen, et al. 2020. Explainable recommendation: A survey and new perspectives. *Foundations and Trends® in Information Retrieval* 14, 1 (2020), 1–101.
- [168] Yongfeng Zhang, Yunzhi Tan, Min Zhang, Yiqun Liu, Tat-Seng Chua, and Shaoping Ma. 2015. Catch the black sheep: unified framework for shilling attack detection based on fraudulent action propagation. In *IJCAI*.
- [169] Yan Zhang, Ivor W Tsang, Hongzhi Yin, Guowu Yang, Defu Lian, and Jingjing Li. 2020. Deep pairwise hashing for cold-start recommendation. *IEEE Transactions on Knowledge and Data Engineering* 34, 7 (2020), 3169–3181.
- [170] Zixing Zhang, Jürgen Geiger, Jouni Pohjalainen, Amr El-Desoky Mousa, Wenyu Jin, and Björn Schuller. 2018. Deep learning for environmentally robust speech recognition: An overview of recent developments. *ACM Transactions on Intelligent Systems and Technology* 9, 5 (2018), 1–28.
- [171] Zhuo Zhang and Sanjeev R Kulkarni. 2014. Detection of shilling attacks in recommender systems via spectral clustering. In *FUSION*. IEEE, 1–8.
- [172] Jiawei Zheng, Qianli Ma, Hao Gu, and Zhenjing Zheng. 2021. Multi-view denoising graph auto-encoders on heterogeneous information networks for cold-start recommendation. In *SIGKDD*. 2338–2348.
- [173] Jiawei Zheng, Qianli Ma, Hao Gu, and Zhenjing Zheng. 2021. Multi-View Denoising Graph Auto-Encoders on Heterogeneous Information Networks for Cold-Start Recommendation. In *SIGKDD*. 2338–2348.
- [174] Kun Zhou, Hui Wang, Wayne Xin Zhao, Yutao Zhu, Sirui Wang, Fuzheng Zhang, Zhongyuan Wang, and Ji-Rong Wen. 2020. S3-rec: Self-supervised learning for sequential recommendation with mutual information maximization. In *CIKM*. 1893–1902.
- [175] Wei Zhou, Yun Sing Koh, Junhao Wen, Shafiq Alam, and Gillian Dobbie. 2014. Detection of abnormal profiles on group attacks in recommender systems. In *SIGIR*. 955–958.
- [176] Wei Zhou, Junhao Wen, Yun Sing Koh, Qingyu Xiong, Min Gao, Gillian Dobbie, and Shafiq Alam. 2015. Shilling attacks detection in recommender systems based on target item analysis. *PloS One* 10, 7 (2015), e0130968.
- [177] Wei Zhou, Junhao Wen, Qingyu Xiong, Min Gao, and Jun Zeng. 2016. SVM-TIA a shilling attack detection method based on SVM and target item analysis in recommender systems. *Neurocomputing* 210 (2016), 197–205.
- [178] Xiaojin Zhu and Andrew B Goldberg. 2009. Introduction to semi-supervised learning. *Synthesis Lectures on Artificial Intelligence and Machine Learning* 3, 1 (2009), 1–130.
- [179] Yanqiao Zhu, Yichen Xu, Feng Yu, Qiang Liu, Shu Wu, and Liang Wang. 2020. Deep graph contrastive representation learning. *arXiv preprint arXiv:2006.04131* (2020).
- [180] Chenyi Zhuang and Qiang Ma. 2018. Dual graph convolutional networks for graph-based semi-supervised classification. In *Webconf*. 499–508.
- [181] Jun Zou and Faramarz Fekri. 2013. A belief propagation approach for detecting shilling attacks in collaborative filtering. In *CIKM*. 1837–1840.