
NLLB-CLIP – train performant multilingual image retrieval model on a budget

Alexander Visheratin
alexvish91@gmail.com

Abstract

Today, the exponential rise of large models developed by academic and industrial institutions with the help of massive computing resources raises the question of whether someone without access to such resources can make a valuable scientific contribution. To explore this, we tried to solve the challenging task of multilingual image retrieval having a limited budget of \$1,000. As a result, we present NLLB-CLIP – CLIP model with a text encoder from the NLLB model. To train the model, we used an automatically created dataset of 106,246 good-quality images with captions in 201 languages derived from the LAION COCO dataset. We trained multiple models using image and text encoders of various sizes and kept different parts of the model frozen during the training. We thoroughly analyzed the trained models using existing evaluation datasets and newly created XTD200 and Flickr30k-200 datasets. We show that NLLB-CLIP is comparable in quality to state-of-the-art models and significantly outperforms them on low-resource languages.

1 Introduction and model description

Contrastive Language-Image Pre-Training (CLIP) [20] is a powerful architecture that allows achieving high-quality results on a variety of tasks, such as zero-shot classification, text-image, and image-text extraction. It uses vision and text transformers [9, 25] to encode information from images and texts into the common latent space. CLIP can be applied to new tasks without any fine-tuning [24, 13] or be extended to solve more complex tasks as semantic segmentation [16].

CLIP has been adapted to languages other than English, like Italian [2] and Chinese [28]. Numerous works also demonstrated that CLIP can be extended to multiple languages at once [3, 6]. But to date, there have been no capable CLIP-like models for low-resource languages [19, 12].

Recently, the "No Language Left Behind" (NLLB) model [7] was introduced to enable translation between more than 200 languages. The model shows great performance in both high- and low-resource languages. Notably, the model has encoder-decoder architecture and was trained in different sizes (600M, 1.3B, and 3.3B parameters) that allow a wider variety of deployments.

The core question we investigated is whether we can use a pre-trained text encoder from NLLB models to extend CLIP capabilities to the languages of the Flores-200 dataset and stay within a limited budget of \$1,000. To answer this, we replaced the standard text encoder of the OpenAI CLIP [20] with the text encoder from the NLLB model. We left the rest of the model and loss functions the same as we wanted to understand the impact of this specific change.

For the experiments, we used various backbone models. For the image encoder, we used the original CLIP ViT base (denoted as "b" in experiments) and large ("l") and CLIP ViT huge ("h") trained by LAION. For the text encoder, we used respective parts of three NLLB variants – base ("b"), large ("l"), and huge ("h").

2 Datasets

2.1 Training dataset

Since there are no image-text datasets available for all Flores-200 languages, we had to create a new, sufficiently large dataset to train the model. We used a random subset of the LAION COCO dataset¹ that contains automatically generated captions in MS COCO [15] style. We used the LAION aesthetic predictor model² to filter the images during the processing and preserved only the pictures with an aesthetic score higher than 4.5. The threshold score was obtained empirically by manually analyzing 500 scored images from the dataset. We aimed to collect enough data but not too much so that we would stay within our budget when training the models. As a result, we got 106,246 images. English captions were translated into 200 languages of the Flores-200 dataset using the NLLB-3.3B model. We left 15% of the dataset (15,937 samples) for validation. The result is the LAION-COCO-NLLB dataset [26], which we make publicly available. To the best of our knowledge, this is the largest image-text dataset in terms of languages covered. The key property of this dataset is that all 201 languages are presented equally, which greatly affects the model performance for low-resource languages, as shown in Section 5.

2.2 Evaluation datasets

We used two existing evaluation datasets for the experiments. (1) XTD10 [1] – 1,000 image-text pairs from COCO 2014 dataset translated into 10 languages. It extends previous works [21, 29] with 7 new languages. (2) Crossmodal-3600 [23] – 3,600 images annotated with captions in 36 languages. The main advantage of this dataset is that it covers many languages, including five low-resource ones – Bengali, Cusco Quechua, Maori, Swahili, and Telugu.

To test the performance of the models using all Flores-200 languages, we created two new datasets. (1) XTD200 – 1,000 English captions from XTD10 dataset translated to 200 languages using NLLB-3.3B model. (2) Flickr30k-200 – 1,000 English captions from the test part of the Flickr30k dataset translated to 200 languages using NLLB-3.3B model.

3 Training

Since we already have a high-quality pre-trained text encoder, unlike other works [3, 6], we performed only fine-tuning on the collected dataset. This allowed us to minimize training costs per model and run many experiments within a limited budget.

On each epoch of training, we used only one randomly selected caption per image. It makes the training epochs shorter, and we don't need to run validation multiple times within an epoch to see the progress. Since the ratio between the training set size and the number of languages is 447/1, we are confident that every language goes through the model in each epoch.

All experiments were performed on a single Nvidia H100 GPU with 80GB VRAM. Large memory capacity enabled using large batch sizes, which is crucial for contrastive loss [20]. We used Lion optimizer [5] as we found that it makes the model converge significantly faster and to better performance than weighted Adam [18]. To save the GPU memory on the optimizer state, we used an 8-bit version of Lion [8]. This allowed us to have a 25% larger batch size.

4 Experiments

4.1 Freezing different parts of NLLB-CLIP

In this series of experiments, we explored the effect of freezing different parts of the model on its performance. We tried three training regimes: (1) freeze nothing (denoted as "full"); (2) freeze only image encoder and train text encoder and projection layers ("text encoder"); (3) freeze both image and text encoders and train only projection layers ("projection"). We tested all combinations of image and text encoder sizes and found that freezing only the image encoder produces significantly better

¹<https://laion.ai/blog/laion-coco/>

²<https://laion.ai/blog/laion-aesthetics/>

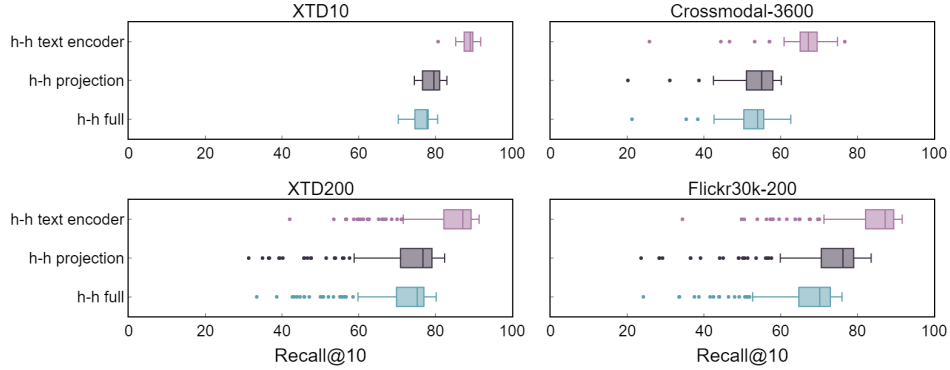


Figure 1: Performance on evaluation datasets for the same NLLB-CLIP model with different training regimes

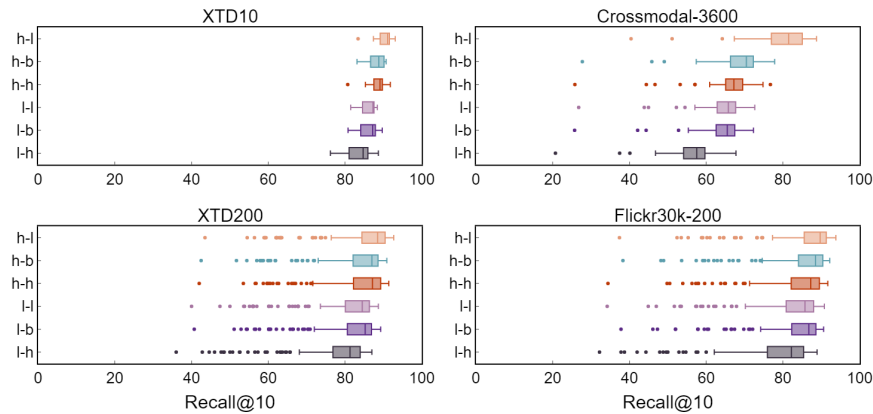


Figure 2: Performance on evaluation datasets for different combinations of image and text encoders

results in all cases. Interestingly, training only projection layers gives better performance than full training. Exemplar results for the model with CLIP ViT huge and NLLB huge (h-h) are presented in Figure 1. The smallest model variants (e.g., b-b and l-b) could not converge to get R@10 higher than 20% when we performed training of the full model.

Our results are consistent with the results from the LiT paper [31], where the authors found that freezing the image encoder is the best regime for fine-tuning the model for the new tasks. Also, freezing the image encoder makes even more sense for our task, where for the same image, there are 201 different captions in the training dataset. The best training scenario in this case is to use high-quality image representations from the pre-trained image encoder to adjust the text encoder and align the text representations in the same latent space. To make this process faster, we train both visual and text projection layers along with the text encoder backbone.

4.2 Encoder backbones size effect

In the next part of the experiments, we investigated the effect of backbone sizes on the model performance. For all models, we kept the image encoder frozen and trained only the text encoder with visual and text projection layers. We examined six models – l-b, l-l, l-h, h-b, h-l, and h-h (refer to Section 1 for abbreviation sources and respective backbone sizes). From the experiments (Figure 2), we can see that for all datasets, the models with larger text encoders perform worse than the ones with smaller text encoders. For the large image encoder, the base text encoder performs better than the large one.

The results demonstrate that a larger (and higher quality) image encoder enables better results for any text encoder. Regarding the worse performance of larger text encoders, we attribute this phenomenon to a lack of data to fully align the largest text encoder with the image encoder in the latent space. The

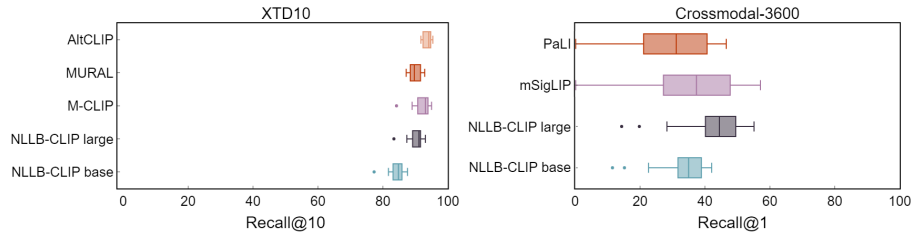


Figure 3: Evaluation results on multilingual datasets

need for a sufficient amount of data for model training has been discussed in the literature [22, 17, 11]. We plan to collect more data and train the models to validate this hypothesis.

5 Evaluation

For comparison with existing works, we used two variants of NLLB-CLIP: (1) CLIP ViT base with NLLB base – NLLB-CLIP base (501M parameters) and (2) CLIP ViT huge with NLLB large – NLLB-CLIP large (1.4B parameters). Both models were trained with an image encoder frozen. We chose NLLB-CLIP large because it is the best-performing variant across all experiments. NLLB-CLIP base was chosen to evaluate the capabilities of the smallest model.

5.1 XTD10

For the XTD10 dataset, we used Recall@10 as a comparison metric, as it is used in other works. We compared NLLB-CLIP with state-of-the-art models – Multilingual CLIP [3], MURAL [10], and AltCLIP [6]. Figure 3 (left) shows the results of the experiments. Although NLLB-CLIP did not outperform state-of-the-art models, the large model is not very far behind - 90.1% vs. 93.7% on average. It is worth mentioning that other models were trained on significantly larger datasets (up to 1,000x).

5.2 Crossmodal-3600

For the Crossmodal-3600 dataset, we used Recall@1 as a comparison metric, as it is used in other works. We compared NLLB-CLIP with state-of-the-art models – mSigLIP [32] and PaLI [4]. Figure 3 (right) shows the evaluation results. NLLB-CLIP large sets state-of-the-art results with 42.96% R@1 on average across 36 languages. mSigLIP outperforms NLLB-CLIP in high-resource languages like English, Italian, or Spanish. The contrary is true for lower- and low-resource languages – the advantage of NLLB-CLIP is higher the lower the resourcefulness of the target language. These results demonstrate the advantage of using the LAION-COCO-NLLB dataset, where all languages are represented equally, no matter their real-world resourcefulness.

6 Conclusion

In this paper, we demonstrate that by replacing the text encoder and fine-tuning on a small automatically created dataset, we can create a CLIP model capable of high-quality image retrieval in 201 languages of the Flores-200 dataset. NLLB-CLIP performs better than existing models on low-resource languages, primarily because the training dataset has the same number of captions for both low- and high-resource languages. NLLB-CLIP large sets new state-of-the-art results on the Crossmodal-3600 dataset that includes low- and high-resource languages.

Acknowledgments and Disclosure of Funding

We thank Lambda³ for providing compute credits for running data collection and experiments.

We thank the ML Collective community for helpful discussions, ideas, and feedback on experiments.

³<https://lambdalabs.com/>

References

- [1] P. Aggarwal and A. Kale. Towards zero-shot cross-lingual image retrieval, 2020.
- [2] F. Bianchi, G. Attanasio, R. Pisoni, S. Terragni, G. Sarti, and S. Lakshmi. Contrastive language-image pre-training for the italian language. *arXiv preprint arXiv:2108.08688*, 2021.
- [3] F. Carlsson, P. Eisen, F. Re kathati, and M. Sahlgren. Cross-lingual and multilingual clip. In *Proceedings of the Thirteenth Language Resources and Evaluation Conference*, pages 6848–6854, 2022.
- [4] X. Chen, X. Wang, S. Changpinyo, A. Piergiovanni, P. Padlewski, D. Salz, S. Goodman, A. Grycner, B. Mustafa, L. Beyer, et al. Pali: A jointly-scaled multilingual language-image model. *arXiv preprint arXiv:2209.06794*, 2022.
- [5] X. Chen, C. Liang, D. Huang, E. Real, K. Wang, Y. Liu, H. Pham, X. Dong, T. Luong, C.-J. Hsieh, et al. Symbolic discovery of optimization algorithms. *arXiv preprint arXiv:2302.06675*, 2023.
- [6] Z. Chen, G. Liu, B.-W. Zhang, F. Ye, Q. Yang, and L. Wu. Altclip: Altering the language encoder in clip for extended language capabilities. *arXiv preprint arXiv:2211.06679*, 2022.
- [7] M. R. Costa-jussà, J. Cross, O. Çelebi, M. Elbayad, K. Heafield, K. Heffernan, E. Kalbassi, J. Lam, D. Licht, J. Maillard, et al. No language left behind: Scaling human-centered machine translation. *arXiv preprint arXiv:2207.04672*, 2022.
- [8] T. Dettmers, M. Lewis, S. Shleifer, and L. Zettlemoyer. 8-bit optimizers via block-wise quantization. *9th International Conference on Learning Representations, ICLR*, 2022.
- [9] A. Dosovitskiy, L. Beyer, A. Kolesnikov, D. Weissenborn, X. Zhai, T. Unterthiner, M. Dehghani, M. Minderer, G. Heigold, S. Gelly, et al. An image is worth 16x16 words: Transformers for image recognition at scale. *arXiv preprint arXiv:2010.11929*, 2020.
- [10] A. Jain, M. Guo, K. Srinivasan, T. Chen, S. Kudugunta, C. Jia, Y. Yang, and J. Baldridge. Mural: Multimodal, multitask representations across languages. In *Findings of the Association for computational Linguistics: EMNLP 2021*, pages 3449–3463, 2021.
- [11] Y. Ji, Y. Deng, Y. Gong, Y. Peng, Q. Niu, L. Zhang, B. Ma, and X. Li. Exploring the impact of instruction data scaling on large language models: An empirical study on real-world use cases. *arXiv preprint arXiv:2303.14742*, 2023.
- [12] P. Joshi, S. Santy, A. Budhiraja, K. Bali, and M. Choudhury. The state and fate of linguistic diversity and inclusion in the nlp world. *arXiv preprint arXiv:2004.09095*, 2020.
- [13] J. Li, G. Shakhnarovich, and R. A. Yeh. Adapting clip for phrase localization without further training. *arXiv preprint arXiv:2204.03647*, 2022.
- [14] X. Li, C. Xu, X. Wang, W. Lan, Z. Jia, G. Yang, and J. Xu. Coco-cn for cross-lingual image tagging, captioning, and retrieval. *IEEE Transactions on Multimedia*, 21(9):2347–2360, 2019.
- [15] T.-Y. Lin, M. Maire, S. Belongie, J. Hays, P. Perona, D. Ramanan, P. Dollár, and C. L. Zitnick. Microsoft coco: Common objects in context. In *Computer Vision–ECCV 2014: 13th European Conference, Zurich, Switzerland, September 6–12, 2014, Proceedings, Part V 13*, pages 740–755. Springer, 2014.
- [16] Y. Lin, M. Chen, W. Wang, B. Wu, K. Li, B. Lin, H. Liu, and X. He. Clip is also an efficient segmenter: A text-driven approach for weakly supervised semantic segmentation. In *Proceedings of the IEEE/CVF Conference on Computer Vision and Pattern Recognition*, pages 15305–15314, 2023.
- [17] T. Linjordet and K. Balog. Impact of training dataset size on neural answer selection models. In *Advances in Information Retrieval: 41st European Conference on IR Research, ECIR 2019, Cologne, Germany, April 14–18, 2019, Proceedings, Part I 41*, pages 828–835. Springer, 2019.
- [18] I. Loshchilov and F. Hutter. Decoupled weight decay regularization. *arXiv preprint arXiv:1711.05101*, 2017.
- [19] W. Nekoto, V. Marivate, T. Matsila, T. Fasubaa, T. Kolawole, T. Fagbohunge, S. O. Akinola, S. H. Muhammad, S. Kabongo, S. Osei, et al. Participatory research for low-resourced machine translation: A case study in african languages. *arXiv preprint arXiv:2010.02353*, 2020.

- [20] A. Radford, J. W. Kim, C. Hallacy, A. Ramesh, G. Goh, S. Agarwal, G. Sastry, A. Askell, P. Mishkin, J. Clark, et al. Learning transferable visual models from natural language supervision. In *International conference on machine learning*, pages 8748–8763. PMLR, 2021.
- [21] J. Rajendran, M. M. Khapra, S. Chandar, and B. Ravindran. Bridge correlational neural networks for multilingual multimodal representation learning. In *Proceedings of the 2016 Conference of the North American Chapter of the Association for Computational Linguistics: Human Language Technologies*, pages 171–181, San Diego, California, June 2016. Association for Computational Linguistics. doi: 10.18653/v1/N16-1021. URL <https://aclanthology.org/N16-1021>.
- [22] D. Soekhoe, P. Van Der Putten, and A. Plaat. On the impact of data set size in transfer learning using deep neural networks. In *Advances in Intelligent Data Analysis XV: 15th International Symposium, IDA 2016, Stockholm, Sweden, October 13-15, 2016, Proceedings 15*, pages 50–60. Springer, 2016.
- [23] A. Thapliyal, J. Pont-Tuset, X. Chen, and R. Soricut. Crossmodal-3600: A Massively Multilingual Multimodal Evaluation Dataset. In *EMNLP, 2022*.
- [24] V. Thengane, S. Khan, M. Hayat, and F. Khan. Clip model is an efficient continual learner. *arXiv preprint arXiv:2210.03114*, 2022.
- [25] A. Vaswani, N. Shazeer, N. Parmar, J. Uszkoreit, L. Jones, A. N. Gomez, Ł. Kaiser, and I. Polosukhin. Attention is all you need. *Advances in neural information processing systems*, 30, 2017.
- [26] A. Visheratin. Laion-coco-nllb dataset, 2023. URL <https://huggingface.co/datasets/visheratin/laion-coco-nllb>.
- [27] C. Xie, H. Cai, J. Song, J. Li, F. Kong, X. Wu, H. Morimitsu, L. Yao, D. Wang, X. Zhang, D. Leng, X. Ji, and Y. Deng. Zero and r2d2: A large-scale chinese cross-modal benchmark and a vision-language framework, 2022.
- [28] A. Yang, J. Pan, J. Lin, R. Men, Y. Zhang, J. Zhou, and C. Zhou. Chinese clip: Contrastive vision-language pretraining in chinese. *arXiv preprint arXiv:2211.01335*, 2022.
- [29] Y. Yoshikawa, Y. Shigeto, and A. Takeuchi. STAIR captions: Constructing a large-scale Japanese image caption dataset. In *Proceedings of the 55th Annual Meeting of the Association for Computational Linguistics (Volume 2: Short Papers)*, pages 417–421, Vancouver, Canada, July 2017. Association for Computational Linguistics. doi: 10.18653/v1/P17-2066. URL <https://aclanthology.org/P17-2066>.
- [30] P. Young, A. Lai, M. Hodosh, and J. Hockenmaier. From image descriptions to visual denotations: New similarity metrics for semantic inference over event descriptions. *Transactions of the Association for Computational Linguistics*, 2:67–78, 2014.
- [31] X. Zhai, X. Wang, B. Mustafa, A. Steiner, D. Keysers, A. Kolesnikov, and L. Beyer. Lit: Zero-shot transfer with locked-image text tuning. In *Proceedings of the IEEE/CVF Conference on Computer Vision and Pattern Recognition*, pages 18123–18133, 2022.
- [32] X. Zhai, B. Mustafa, A. Kolesnikov, and L. Beyer. Sigmoid loss for language image pre-training. *arXiv preprint arXiv:2303.15343*, 2023.

Table 1: COCO CN and Flickr30k datasets evaluation results

Dataset	NLLB-CLIP base			NLLB-CLIP large			AltCLIP		
	R@1	R@5	R@10	R@1	R@5	R@10	R@1	R@5	R@10
COCO CN	45.21	76.77	87.51	53.05	82.67	92.64	63.9	87.2	93.9
Flickr30k CN	38.36	66.72	76.0	50.92	77.18	85.28	69.8	89.9	94.7
Flickr30k	54.6	81.2	86.9	66.9	89.4	93.5	72.5	91.6	95.4

Table 2: COCO Italian dataset evaluation results

Dataset	NLLB-CLIP base			NLLB-CLIP large			Italian CLIP		
	@1	@5	@10	@1	@5	@10	@1	@5	@10
COCO IT	35.5	47.1	48.7	45.4	56.7	58.1	37.97	50.39	52.04

A Additional experiments

We performed additional experiments to evaluate the performance of NLLB-CLIP models on single-language datasets. We used the following datasets:

1. COCO-CN [14] (test) - 1,000 image-text pairs from the MS COCO 2014 dataset manually translated into Chinese.
2. MSCOCO-IT [2] (validation) - 8,485 captions for 1,697 images from the MS COCO 2014 dataset translated into Italian.
3. Flickr30k [30] (test) - 1,000 image-text pairs from Flickr30k dataset in English.
4. Flickr30k-CN [27] - test part of the Flickr30k dataset (1,000 image-text pairs) manually translated to Chinese.

Table 1 shows the results of the experiments on COCO-CN, Flickr30k-CN, and Flickr30k-EN datasets. Since this version of AltCLIP was trained in two stages and targeted only English and Chinese, it yields noticeably higher results in all metrics. Both bilingual and multilingual results of AltCLIP show that the two-stage training is highly beneficial for aligning image and text representations. We plan to explore this approach in the future.

Table 2 shows the evaluation results on the COCO-IT dataset. To perform a fair comparison, we used the Jupyter notebooks the authors provided and changed only the parts related to loading and running the model. We used Mean Reciprocal Rank (MRR) as a comparison metric because it was used in the original paper [2]. NLLB-CLIP large outperforms the original results and sets state-of-the-art on the COCO-IT dataset.

B XTD10 results

Table 3 shows the detailed results of the experiments presented in Section 5.1.

C Crossmodal-3600 results

Table 4 shows the detailed results of the experiments presented in Section 5.2. The crossmodal-3600 dataset contains multiple captions per image. We used the first caption for the tests.

D Flores-200 datasets results

Tables 5 and 6 present the results of NLLB-CLIP base and large models on XTD200 and Flickr30k-200 datasets. Datasets description is provided in Section 2.2.

Table 3: XTD10 dataset evaluation results

Language	NLLB-CLIP base			NLLB-CLIP large			M-CLIP	MURAL	AltCLIP
	R@1	R@5	R@10	R@1	R@5	R@10	R@10	R@10	R@10
en	47.2	76.9	87.6	59.3	83.6	93.1	95.0	-	95.4
fr	45.6	74.8	84.8	56.7	82.3	91.1	93.1	-	92.9
zh	42.4	73.9	85.5	52.7	79.9	90.5	94.0	89.7	95.1
de	46.4	74.4	84.8	56.2	82.2	90.6	93.1	-	-
es	44.9	75.4	85.9	54.9	81.8	91.7	93.6	92.9	94.1
it	44.5	75.1	85.9	54.8	81.7	91.2	93.1	91.8	94.2
tr	43.5	72.8	84.2	55.8	81.6	91.2	93.0	89.5	-
ru	41.5	70.4	81.7	51.7	77.3	87.4	90.0	87.2	91.8
ko	40.1	70.5	82.8	50.2	77.2	88.7	89.0	88.1	94.4
pl	45.3	75.4	86.2	56.2	82.9	91.9	94.4	91.0	-
jp	38.1	67.3	77.3	47.6	74.3	83.4	84.2	-	91.7

Table 4: Crossmodal-3600 dataset evaluation results

Language	NLLB-CLIP base			NLLB-CLIP large			mSigLIP	PaLI
	R@1	R@5	R@10	R@1	R@5	R@10	R@1	R@1
ar	34.61	63.44	74.5	42.53	70.72	81.14	37.37	32.6
bn	32.36	60.0	70.83	40.25	66.36	76.78	6.25	3.31
cs	29.47	57.39	70.44	37.22	65.81	77.19	41.64	35.24
da	41.72	70.14	80.17	54.06	80.5	87.89	47.01	38.48
de	41.78	71.17	80.61	55.11	80.22	88.14	54.83	46.5
el	31.0	56.94	68.86	40.03	67.67	78.03	22.78	20.92
en	30.53	58.81	69.47	35.64	64.31	74.94	46.21	40.63
es	36.03	64.86	75.92	45.25	73.0	82.64	55.04	46.55
fa	34.28	61.14	71.5	41.44	69.97	79.17	40.15	35.58
fi	37.33	65.11	75.28	48.06	75.33	84.17	37.14	21.8
fil	25.06	50.83	62.58	32.47	58.33	69.31	12.93	10.04
fr	40.58	69.94	80.03	52.11	78.92	86.58	57.08	43.47
he	40.17	68.67	78.14	51.94	77.42	85.72	31.76	29.39
hi	22.61	47.03	58.78	28.28	53.44	64.19	8.55	7.42
hr	42.06	70.69	80.94	54.42	81.25	88.75	37.09	29.55
hu	38.61	65.67	75.92	49.75	76.69	85.5	40.2	35.49
id	41.42	68.53	79.42	50.44	77.22	85.06	49.42	36.75
it	38.44	66.97	77.56	49.53	75.67	84.42	56.39	44.76
ja	38.92	67.19	77.33	49.44	76.14	83.89	31.32	27.24
ko	32.83	59.25	69.47	41.69	67.53	76.72	34.72	25.95
mi	15.19	35.03	45.06	19.78	40.92	51.11	0.22	0.22
nl	35.58	62.28	73.44	43.81	72.14	81.81	49.55	43.79
no	34.75	62.06	72.69	43.06	71.17	80.17	46.21	37.35
pl	34.89	62.94	73.47	45.28	72.5	81.19	47.36	43.72
pt	35.03	62.72	74.25	45.06	73.47	82.36	52.34	42.73
quz	11.5	25.17	33.89	14.33	31.22	40.42	2.57	1.9
ro	41.14	70.0	80.44	53.36	80.56	88.42	35.6	28.82
ru	39.78	68.5	78.78	48.58	77.0	85.58	49.89	41.11
sv	33.44	60.97	72.39	41.58	69.28	78.92	48.18	40.66
sw	27.06	54.0	66.0	34.5	62.61	72.83	7.17	3.41
te	24.25	50.44	62.67	29.53	56.47	67.33	0.29	1.42
th	33.53	62.11	73.06	42.25	70.03	79.78	23.08	16.06
tr	36.92	65.72	76.19	47.78	74.19	83.14	37.38	31.47
uk	38.14	66.14	76.69	48.11	74.58	83.31	33.21	30.81
vi	38.86	67.31	77.89	48.33	76.89	85.06	41.92	21.28
zh	33.89	60.69	71.92	41.69	67.89	77.81	32.45	28.24
Average	33.99	61.11	71.85	42.96	69.65	78.87	34.87	28.46

Table 5: XTD200 evaluation dataset results

Language	NLLB-CLIP base			NLLB-CLIP large		
	R@1	R@5	R@10	R@1	R@5	R@10
ace_Arab	20.1	42.7	54.9	27.4	50.7	62.0
ace_Latn	40.3	70.2	82.3	50.6	76.7	86.8
acm_Arab	45.3	72.9	84.6	55.4	82.2	90.6
acq_Arab	45.5	73.4	84.0	55.5	81.6	90.3
aeb_Arab	33.8	64.1	75.2	45.9	68.8	79.2
afr_Latn	46.7	75.6	86.5	56.6	81.3	91.2
ajp_Arab	43.1	72.7	83.0	54.5	80.4	89.2
aka_Latn	33.1	60.1	74.2	42.7	69.6	81.4
als_Latn	44.3	74.8	85.2	55.1	81.0	91.0
amh_Ethi	42.3	72.1	84.0	51.8	78.1	88.7
apc_Arab	42.6	72.1	83.4	54.7	79.7	88.5
arb_Arab	45.1	74.7	85.0	57.3	83.3	90.7
ars_Arab	44.8	73.9	84.7	55.0	81.5	90.4
ary_Arab	40.8	69.1	80.0	49.7	76.8	85.6
arz_Arab	43.7	72.1	83.6	56.7	81.1	89.1
asm_Beng	42.2	71.3	82.6	51.7	79.1	89.1
ast_Latn	43.4	72.8	83.5	56.4	79.2	88.6
awa_Deva	39.0	67.1	79.2	48.5	73.6	83.2
ayr_Latn	35.4	63.4	75.9	43.4	72.2	82.4
azb_Arab	38.2	68.2	80.1	48.5	74.1	85.8
azj_Latn	43.2	75.8	85.6	55.1	80.6	89.7
bak_Cyrl	39.6	73.3	83.8	51.9	78.2	88.0
bam_Latn	32.1	60.1	71.7	39.4	66.5	77.6
ban_Latn	38.9	68.5	82.2	48.3	74.7	85.4
bel_Cyrl	44.0	74.6	85.2	55.4	82.7	91.1
bem_Latn	31.5	61.6	73.1	37.0	67.8	78.5
ben_Beng	43.4	74.6	84.9	54.8	80.9	90.5
bho_Deva	43.3	74.7	85.5	54.2	80.6	91.2
bjn_Arab	16.3	36.5	49.7	22.3	46.0	56.4
bjn_Latn	43.1	72.9	83.6	53.2	80.2	89.3
bod_Tibt	30.2	58.7	70.1	36.8	63.6	76.4
bos_Latn	44.2	76.1	86.1	56.3	81.5	91.5
bug_Latn	36.3	66.5	79.3	45.4	73.4	84.5
bul_Cyrl	44.1	75.8	85.9	56.3	81.5	91.1
cat_Latn	44.2	75.8	85.5	55.7	81.7	90.8
ceb_Latn	44.5	74.5	85.5	56.2	80.5	90.1
ces_Latn	43.9	76.5	86.4	57.2	81.7	90.3
cjk_Latn	22.4	44.7	58.0	28.4	52.0	63.5
ckb_Arab	42.0	71.4	83.1	52.2	79.3	88.4
crh_Latn	43.0	74.0	85.2	54.6	79.0	89.9
cym_Latn	38.6	68.3	80.6	49.3	76.5	87.0
dan_Latn	47.5	76.4	87.0	57.8	83.6	92.1
deu_Latn	46.4	77.2	86.4	58.3	83.1	91.9
dik_Latn	21.9	46.2	59.1	28.1	51.9	62.8
dyu_Latn	23.4	49.0	63.8	29.0	57.5	68.3
dzo_Tibt	27.7	56.7	68.8	35.7	62.4	73.9
ell_Grek	46.2	75.5	86.9	56.7	83.1	92.2
epo_Latn	45.5	74.8	86.4	55.7	81.7	90.9
est_Latn	43.2	71.5	82.3	52.9	78.8	88.5
eus_Latn	41.6	72.6	83.1	51.4	78.6	87.9
ewe_Latn	34.8	62.8	75.9	42.4	71.3	83.2
fao_Latn	42.9	71.4	83.7	53.8	79.3	89.4
fij_Latn	40.7	70.3	81.4	50.0	77.3	87.7

Continued on the next page

Table 5 – continued from the previous page

Language	NLLB-CLIP base			NLLB-CLIP large		
	R@1	R@5	R@10	R@1	R@5	R@10
fin_Latn	43.3	71.5	82.1	52.3	78.3	88.8
fon_Latn	24.9	52.3	63.7	29.1	56.4	68.0
fra_Latn	46.0	77.5	87.3	58.0	82.2	91.7
fur_Latn	41.6	70.9	82.5	51.3	77.4	87.9
fuv_Latn	27.6	54.5	66.7	35.0	61.0	71.7
gaz_Latn	36.5	64.5	77.6	43.6	71.8	82.0
gla_Latn	40.4	71.0	81.7	50.4	78.8	87.4
gle_Latn	41.1	69.6	80.9	51.5	77.8	88.1
glg_Latn	45.3	76.4	86.6	57.9	81.9	92.2
grn_Latn	40.3	68.2	79.9	46.9	75.7	86.2
guj_Gujr	45.2	75.1	85.2	55.6	81.6	91.1
hat_Latn	43.3	74.6	85.1	54.9	80.4	89.8
hau_Latn	42.8	68.7	81.3	53.5	78.0	88.2
heb_Hebr	42.8	72.5	83.6	56.1	81.8	90.8
hin_Deva	45.1	76.5	86.2	57.1	82.9	91.6
hne_Deva	43.5	75.3	85.4	54.3	80.3	90.1
hrv_Latn	45.4	76.1	85.8	57.0	81.6	91.5
hun_Latn	44.2	76.0	85.8	54.8	81.9	90.9
hye_Armn	42.0	72.6	83.7	52.9	78.9	88.9
ibo_Latn	41.1	70.0	83.0	50.3	76.8	86.4
ilo_Latn	43.0	74.0	83.8	55.6	80.0	89.9
ind_Latn	47.3	75.4	84.8	56.0	82.0	91.1
isl_Latn	41.1	71.4	83.0	52.0	79.3	89.1
ita_Latn	45.3	76.6	87.5	56.8	82.7	92.6
jav_Latn	45.0	74.1	86.0	55.3	81.0	90.1
jpn_Jpan	44.3	73.7	84.9	53.9	81.0	90.5
kab_Latn	32.4	60.6	72.3	38.8	68.1	78.3
kac_Latn	30.4	57.3	69.3	37.5	63.1	74.9
kam_Latn	11.3	30.8	40.7	14.5	32.6	43.5
kan_Knda	44.0	74.9	85.3	57.2	81.9	91.4
kas_Arab	34.2	61.8	73.9	43.8	69.9	80.9
kas_Deva	39.3	70.4	79.6	48.5	74.7	85.8
kat_Geor	39.6	70.6	81.4	50.2	76.8	86.6
kaz_Cyrl	42.7	72.9	84.1	51.8	78.9	88.4
kbp_Latn	17.5	37.5	48.5	21.0	43.9	54.5
kea_Latn	40.4	68.8	80.7	49.7	74.5	85.7
khk_Cyrl	34.8	62.0	74.8	42.7	69.2	78.8
khm_Khmr	36.2	65.0	75.7	44.1	71.1	83.0
kik_Latn	31.1	53.4	65.7	37.1	61.5	73.6
kin_Latn	38.0	67.0	79.8	46.3	73.5	84.3
kir_Cyrl	39.4	72.8	84.6	51.7	77.6	88.0
kmb_Latn	19.9	41.6	54.0	22.4	46.2	58.9
kmr_Latn	40.4	70.1	81.5	51.6	78.4	88.8
knc_Arab	35.8	64.9	76.0	47.4	72.4	82.3
knc_Latn	24.9	49.5	64.4	29.6	54.3	68.2
kon_Latn	34.9	63.8	75.4	42.6	70.2	81.7
kor_Hang	42.5	72.6	83.5	53.6	80.3	90.0
lao_Lao	41.9	71.6	84.4	50.5	76.9	86.6
lij_Latn	38.4	68.7	80.0	48.4	75.0	85.7
lim_Latn	45.3	75.0	85.5	54.5	81.3	91.8
lin_Latn	36.6	68.5	80.9	48.7	77.8	87.8
lit_Latn	41.5	72.1	82.8	51.7	78.6	89.1
lmo_Latn	43.8	73.3	85.2	55.1	81.3	91.5
ltg_Latn	35.1	63.9	75.3	43.1	70.0	79.5

Continued on the next page

Table 5 – continued from the previous page

Language	NLLB-CLIP base			NLLB-CLIP large		
	R@1	R@5	R@10	R@1	R@5	R@10
ltz_Latn	45.7	75.7	85.5	56.5	81.2	90.9
lua_Latn	31.2	59.1	72.7	37.3	68.1	79.8
lug_Latn	34.8	63.6	76.0	41.3	70.6	82.1
luo_Latn	33.0	61.0	73.5	40.7	69.2	80.9
lus_Latn	33.6	60.0	74.0	41.4	66.9	79.3
lvs_Latn	40.2	69.5	81.4	50.2	76.1	86.8
mag_Deva	45.1	76.1	86.6	56.2	82.3	91.4
mai_Deva	44.4	75.8	86.5	53.7	81.4	90.7
mal_Mlym	42.4	73.4	85.2	53.9	81.6	90.6
mar_Deva	43.9	74.5	85.1	53.7	79.9	89.9
min_Latn	40.2	70.8	82.7	50.4	77.5	86.0
mkd_Cyrl	44.8	74.3	85.8	56.7	80.5	90.2
mlt_Latn	41.8	71.7	83.7	52.7	78.3	88.5
mni_Beng	36.4	65.8	79.6	45.1	73.2	84.8
mos_Latn	23.5	47.6	59.5	29.2	54.0	63.2
mri_Latn	39.1	69.8	80.1	48.1	76.7	86.5
mya_Mymr	41.0	71.6	83.5	49.9	78.3	88.2
nld_Latn	46.3	76.5	86.9	56.5	83.0	91.9
nno_Latn	45.0	72.4	83.5	54.6	80.7	89.2
nob_Latn	46.0	75.0	86.0	56.7	82.3	91.2
npi_Deva	43.7	74.7	85.4	54.3	80.8	90.1
nso_Latn	42.2	73.3	83.0	53.8	79.2	88.5
nus_Latn	20.8	44.2	57.2	27.9	52.1	63.2
nya_Latn	42.2	71.8	83.1	50.5	77.9	88.4
oci_Latn	42.7	74.9	85.5	54.0	80.1	90.7
ory_Orya	42.4	75.1	85.7	53.2	80.2	89.7
pag_Latn	43.1	74.0	84.7	53.3	80.1	89.6
pan_Guru	43.4	74.2	85.4	56.2	81.1	89.7
pap_Latn	44.2	72.9	84.3	51.5	79.2	89.9
pbt_Arab	40.7	72.4	82.5	51.9	77.1	87.6
pes_Arab	44.8	74.0	85.0	55.4	80.7	90.1
plt_Latn	42.6	72.3	83.9	52.0	77.5	88.5
pol_Latn	44.9	75.4	85.2	56.4	82.4	91.4
por_Latn	46.7	75.9	86.6	58.3	81.7	92.0
prs_Arab	45.3	74.6	86.5	55.3	81.2	90.8
quy_Latn	28.0	54.5	65.4	34.5	61.0	71.5
ron_Latn	45.4	75.6	86.6	57.2	82.1	91.6
run_Latn	35.7	65.7	77.0	43.2	70.1	81.9
rus_Cyrl	45.4	75.6	86.3	55.7	82.3	91.9
sag_Latn	36.1	66.0	78.1	43.5	73.6	83.1
san_Deva	32.8	60.3	74.6	42.7	69.6	79.7
scn_Latn	43.8	73.5	84.7	55.2	80.3	90.3
shn_Mymr	28.0	54.3	66.4	31.9	59.2	72.3
sin_Sinh	41.3	72.5	84.0	51.8	78.1	87.5
slk_Latn	44.6	75.9	85.9	55.5	81.3	91.5
slv_Latn	45.4	75.6	85.2	56.2	80.2	90.2
smo_Latn	41.5	72.4	84.4	53.3	79.6	88.5
sna_Latn	41.1	71.7	83.1	51.3	78.8	89.3
snd_Arab	43.9	70.1	82.8	53.0	78.2	89.3
som_Latn	41.8	71.7	84.4	50.0	77.2	88.0
sot_Latn	42.6	74.7	84.2	54.8	80.1	88.7
spa_Latn	46.3	76.8	86.5	58.3	82.5	92.7
srd_Latn	41.8	67.7	80.7	50.8	74.7	86.1
srp_Cyrl	41.7	73.1	84.7	54.1	80.6	90.9

Continued on the next page

Table 5 – continued from the previous page

Language	NLLB-CLIP base			NLLB-CLIP large		
	R@1	R@5	R@10	R@1	R@5	R@10
ssw_Latn	36.5	67.7	80.4	47.6	74.1	84.9
sun_Latn	45.1	74.6	86.1	56.0	81.8	89.9
swe_Latn	47.1	76.0	87.0	57.7	82.7	91.5
swh_Latn	44.0	73.0	84.0	53.5	80.3	89.3
szl_Latn	42.0	69.7	82.4	52.2	77.9	87.7
tam_Taml	42.9	72.2	83.9	53.7	79.4	89.1
taq_Latn	20.0	41.7	53.4	24.8	50.4	62.2
taq_Tfng	18.7	40.4	54.4	24.2	47.4	59.4
tat_Cyrl	41.0	71.4	84.0	51.2	78.8	89.2
tel_Telu	43.6	75.4	86.9	55.8	81.6	90.8
tgk_Cyrl	42.5	73.2	84.3	51.2	78.5	87.7
tgl_Latn	45.0	74.6	85.9	57.7	81.4	90.6
tha_Thai	42.2	71.7	81.9	50.1	78.0	87.9
tir_Ethi	39.0	68.9	81.6	47.1	75.1	86.7
tpi_Latn	40.1	70.9	82.9	47.7	79.1	88.2
tsn_Latn	41.7	71.2	83.8	53.3	77.8	88.5
tso_Latn	41.7	69.9	81.7	51.0	77.8	87.1
tuk_Latn	37.7	70.8	81.2	47.7	75.1	85.6
tum_Latn	34.8	63.6	75.2	43.2	69.8	79.9
tur_Latn	44.2	75.2	85.2	55.9	80.8	90.7
twi_Latn	35.0	62.4	74.4	41.8	69.3	79.9
tzm_Tfng	23.1	46.6	57.8	27.4	50.4	62.2
uig_Arab	38.6	68.3	80.1	46.5	73.9	83.9
ukr_Cyrl	42.9	74.6	86.2	54.9	83.3	92.2
umb_Latn	21.4	43.1	55.4	25.2	47.4	59.1
urd_Arab	42.8	74.3	85.6	56.1	81.4	90.6
uzn_Latn	42.1	72.0	83.2	52.0	77.8	88.6
vec_Latn	45.9	75.1	86.6	57.1	81.9	91.5
vie_Latn	45.1	74.9	85.3	56.1	80.3	90.2
war_Latn	40.5	69.8	81.7	52.0	76.0	86.0
wol_Latn	27.1	54.4	67.8	36.7	62.1	73.7
xho_Latn	41.7	72.1	83.3	52.2	79.0	87.0
ydd_Hebr	42.8	72.6	84.6	52.8	79.9	90.7
yor_Latn	38.3	68.4	80.7	48.6	72.9	86.1
yue_Hant	41.4	71.1	83.1	51.1	78.0	87.8
zho_Hans	42.0	72.3	84.0	50.6	79.6	89.3
zho_Hant	37.4	66.5	79.8	47.2	73.0	84.9
zsm_Latn	44.9	75.7	84.7	55.1	82.2	90.4
zul_Latn	42.1	72.1	83.7	52.4	80.3	89.4
Average	39.4	68.6	80.0	49.1	75.2	85.3

Table 6: Flickr30k-200 evaluation dataset results

Language	NLLB-CLIP base			NLLB-CLIP large		
	R@1	R@5	R@10	R@1	R@5	R@10
ace_Arab	20.1	41.3	50.3	28.0	51.3	58.8
ace_Latn	42.4	68.3	78.6	52.3	77.5	86.0
acm_Arab	48.4	74.8	82.0	61.2	83.9	88.9
acq_Arab	50.0	76.7	84.0	62.7	85.7	91.3
aeb_Arab	38.7	63.3	72.7	47.6	71.5	78.9
afr_Latn	51.0	78.2	86.8	64.2	86.8	92.8

Continued on the next page

Table 6 – continued from the previous page

Language	NLLB-CLIP base			NLLB-CLIP large		
	R@1	R@5	R@10	R@1	R@5	R@10
ajp_Arab	49.2	76.1	84.1	61.4	83.9	90.0
aka_Latn	39.2	66.6	76.1	49.1	76.3	84.1
als_Latn	50.2	76.3	84.2	60.2	86.7	91.5
amh_Ethi	47.6	73.7	80.8	58.6	83.8	89.2
apc_Arab	49.4	75.6	83.5	61.6	84.9	89.6
arb_Arab	51.2	78.0	84.7	63.7	87.2	91.6
ars_Arab	49.8	76.7	84.9	62.6	85.5	91.9
ary_Arab	45.1	70.4	79.1	57.6	78.6	85.6
arz_Arab	49.7	76.7	83.9	63.2	86.1	91.6
asm_Beng	45.5	74.0	82.7	58.8	82.9	88.6
ast_Latn	50.6	75.7	83.5	63.2	85.6	90.4
awa_Deva	38.4	64.0	71.8	49.8	70.8	78.1
ayr_Latn	39.4	67.7	76.6	51.1	75.1	83.1
azb_Arab	43.3	70.0	79.2	53.4	78.9	86.3
azj_Latn	51.3	77.5	84.3	62.9	87.9	92.2
bak_Cyrl	47.6	73.8	82.3	58.4	83.5	90.3
bam_Latn	33.3	62.1	72.4	43.5	71.1	80.6
ban_Latn	40.6	69.1	78.5	51.5	77.8	85.7
bel_Cyrl	49.9	77.8	84.8	61.4	85.3	90.4
bem_Latn	37.6	64.2	73.2	48.3	72.2	81.9
ben_Beng	51.1	78.9	84.9	63.2	87.8	91.0
bho_Deva	49.4	76.9	83.4	61.6	84.5	90.0
bjn_Arab	18.7	37.7	47.0	22.2	43.0	52.4
bjn_Latn	47.6	74.9	84.4	60.0	84.5	90.0
bod_Tibt	35.6	63.2	74.0	45.8	71.1	79.6
bos_Latn	51.5	77.4	85.0	63.8	86.3	91.9
bug_Latn	40.1	66.9	76.4	49.8	74.5	83.0
bul_Cyrl	51.4	77.1	85.2	63.8	86.6	92.5
cat_Latn	50.5	78.7	84.5	64.3	86.9	92.7
ceb_Latn	51.4	77.9	85.3	63.1	85.5	91.2
ces_Latn	50.4	78.1	85.5	64.7	87.2	91.3
cjk_Latn	26.3	50.4	60.5	31.4	58.1	69.0
ckb_Arab	47.8	73.9	83.0	58.3	81.7	88.7
crh_Latn	49.0	75.4	83.6	62.1	85.6	91.3
cym_Latn	46.2	72.4	81.5	57.3	82.7	90.4
dan_Latn	53.5	79.1	85.9	63.9	87.7	92.9
deu_Latn	53.0	80.1	86.5	63.0	88.9	92.7
dik_Latn	26.7	52.4	62.1	33.4	57.9	67.4
dyu_Latn	20.2	41.6	52.8	25.8	48.5	59.1
dzo_Tibt	31.9	59.4	68.3	41.1	68.6	78.0
ell_Grek	51.4	78.8	84.3	63.6	87.9	92.2
epo_Latn	52.3	77.4	85.1	64.7	86.8	92.5
est_Latn	48.2	74.8	83.3	59.9	84.9	89.6
eus_Latn	46.1	75.2	81.6	58.1	82.1	89.8
ewe_Latn	40.0	68.1	77.0	48.4	75.6	84.4
fao_Latn	48.1	73.7	82.4	58.5	83.8	89.6
fij_Latn	41.9	69.9	78.4	55.0	80.4	86.9
fin_Latn	49.1	76.2	83.0	61.3	84.8	90.8
fon_Latn	29.7	53.3	63.0	37.7	63.3	73.3
fra_Latn	53.2	77.3	87.2	63.9	88.6	93.8
fur_Latn	46.3	72.9	81.0	59.5	83.1	90.2
fuv_Latn	31.1	58.7	68.2	38.3	63.6	74.5
gaz_Latn	37.3	65.1	74.8	50.7	77.0	84.6
gla_Latn	47.3	73.3	81.6	57.9	83.3	89.6

Continued on the next page

Table 6 – continued from the previous page

Language	NLLB-CLIP base			NLLB-CLIP large		
	R@1	R@5	R@10	R@1	R@5	R@10
gle_Latn	44.3	73.4	81.3	58.7	83.9	89.9
glg_Latn	51.1	79.0	85.9	64.6	88.2	92.6
grn_Latn	44.7	69.3	79.0	54.9	79.3	85.8
guj_Gujr	51.8	76.5	84.7	64.1	86.4	91.8
hat_Latn	51.1	76.3	84.7	61.6	85.9	91.1
hau_Latn	46.8	72.1	81.2	58.0	82.3	88.7
heb_Hebr	47.6	75.6	84.9	62.3	85.5	91.9
hin_Deva	53.1	79.1	85.7	64.3	87.3	91.7
hne_Deva	51.3	78.3	83.8	63.7	85.6	90.8
hrv_Latn	50.4	77.5	85.0	64.3	86.0	91.3
hun_Latn	50.0	76.8	86.2	63.2	86.6	91.7
hye_Armn	47.8	74.9	83.3	59.0	83.1	89.2
ibo_Latn	44.0	73.9	82.3	55.3	82.9	88.7
ilo_Latn	48.7	73.7	83.5	59.1	83.8	88.5
ind_Latn	51.4	79.9	86.4	65.6	87.5	91.9
isl_Latn	46.8	74.5	83.1	58.2	83.8	90.1
ita_Latn	50.7	78.8	85.9	65.6	87.6	92.2
jav_Latn	51.1	77.6	86.2	63.0	85.6	91.2
jpn_Jpan	48.5	73.7	82.9	60.2	80.9	89.0
kab_Latn	35.4	62.2	72.5	44.6	72.2	81.7
kac_Latn	33.6	62.5	71.7	41.8	69.6	77.3
kam_Latn	10.5	24.2	32.9	12.0	28.4	37.4
kan_Knda	50.4	77.8	84.1	62.2	86.3	91.5
kas_Arab	38.4	64.4	71.6	48.4	75.3	81.6
kas_Deva	42.2	67.5	76.5	52.4	76.8	84.1
kat_Geor	43.1	69.9	78.3	54.6	78.5	85.5
kaz_Cyrl	48.3	74.4	83.1	58.4	84.0	89.0
kbp_Latn	25.5	48.1	58.2	29.8	55.1	64.6
kea_Latn	44.7	71.4	79.5	55.6	81.5	88.7
khk_Cyrl	37.6	65.1	76.6	48.5	77.1	84.8
khm_Khmr	39.9	66.7	77.2	51.6	76.3	84.8
kik_Latn	38.2	66.1	74.8	47.1	73.5	82.0
kin_Latn	44.3	72.5	80.9	56.2	81.1	88.7
kir_Cyrl	45.6	71.7	80.5	56.9	82.0	88.0
kmb_Latn	22.0	44.4	55.6	26.8	51.8	61.0
kmr_Latn	40.9	70.1	79.7	52.5	79.4	86.5
knc_Arab	37.4	64.7	74.9	49.7	74.6	82.7
knc_Latn	23.2	47.6	57.2	30.6	52.7	63.5
kon_Latn	43.4	69.3	79.4	52.9	79.0	86.3
kor_Hang	51.0	75.8	84.6	61.8	85.5	91.0
lao_Lao	45.9	72.9	82.1	56.8	83.1	89.4
lij_Latn	45.7	71.5	80.7	57.8	81.9	87.6
lim_Latn	48.3	76.6	84.5	61.1	85.8	91.3
lin_Latn	45.6	73.4	82.1	58.2	81.7	89.7
lit_Latn	48.6	74.7	82.5	58.4	84.1	90.5
lmo_Latn	47.9	75.1	82.6	60.1	84.2	90.4
ltg_Latn	38.7	65.7	74.9	48.9	76.0	84.3
ltz_Latn	51.0	77.2	84.5	63.3	86.5	91.8
lua_Latn	37.2	66.4	76.1	46.9	76.2	84.2
lug_Latn	39.8	66.6	78.0	52.0	78.1	86.2
luo_Latn	39.5	66.8	75.4	50.7	77.4	85.0
lus_Latn	37.4	62.7	73.1	45.3	69.7	78.7
lvs_Latn	44.8	71.9	80.5	57.3	81.5	88.2
mag_Deva	52.1	78.4	85.0	63.0	85.8	91.8

Continued on the next page

Table 6 – continued from the previous page

Language	NLLB-CLIP base			NLLB-CLIP large		
	R@1	R@5	R@10	R@1	R@5	R@10
mai_Deva	51.1	76.4	85.0	62.3	86.7	91.5
mal_Mlym	49.2	75.7	83.3	59.7	85.0	90.2
mar_Deva	50.9	77.6	84.8	62.5	85.5	91.0
min_Latn	47.4	74.0	82.7	58.0	83.3	88.2
mkd_Cyrl	51.4	76.4	83.4	61.5	85.9	91.6
mlt_Latn	46.7	72.7	81.5	59.2	84.5	90.1
mni_Beng	38.6	63.8	72.3	49.0	74.3	81.6
mos_Latn	30.3	55.2	67.1	38.6	64.5	73.2
mri_Latn	42.6	72.2	81.2	55.4	82.2	88.3
mya_Mymr	45.6	70.3	79.3	55.5	80.1	84.6
nld_Latn	51.0	77.7	85.7	64.1	88.1	92.6
nno_Latn	51.4	77.1	84.8	61.2	85.2	90.8
nob_Latn	52.2	78.6	85.8	63.6	87.8	92.3
npi_Deva	49.0	74.8	82.0	60.2	83.2	88.6
nso_Latn	48.8	76.2	84.3	60.1	84.2	90.0
nus_Latn	26.0	48.3	58.6	32.9	56.8	67.8
nya_Latn	48.3	73.5	83.1	60.0	83.4	89.5
oci_Latn	50.8	76.7	84.2	64.1	86.4	91.7
ory_Orya	47.4	73.9	83.0	59.6	84.1	90.2
pag_Latn	48.0	74.8	82.9	57.7	83.3	89.2
pan_Guru	51.2	77.3	84.3	63.3	86.2	91.2
pap_Latn	49.9	75.7	83.9	61.0	85.9	90.7
pbt_Arab	49.3	73.7	81.8	61.4	83.7	89.7
pes_Arab	50.8	77.4	84.5	63.7	86.3	91.5
plt_Latn	48.3	73.8	83.7	60.6	84.6	90.4
pol_Latn	49.9	76.6	84.4	63.0	86.4	91.8
por_Latn	52.7	79.1	86.6	65.4	88.8	92.5
prs_Arab	50.5	77.0	84.4	65.0	87.0	92.1
quy_Latn	31.9	58.6	68.2	40.0	66.3	74.7
ron_Latn	51.2	77.1	84.7	64.5	87.1	92.2
run_Latn	43.0	71.6	80.3	56.3	80.6	87.5
rus_Cyrl	51.0	77.9	84.5	62.6	87.0	92.3
sag_Latn	41.0	68.7	76.7	52.1	77.2	86.1
san_Deva	38.4	63.2	73.2	48.2	73.1	80.9
scn_Latn	49.6	75.9	84.0	62.7	85.9	91.7
shn_Mymr	32.9	60.3	72.3	43.5	70.4	78.8
sin_Sinh	47.0	72.2	80.1	58.2	81.8	86.9
slk_Latn	49.2	77.2	85.6	62.4	87.1	91.7
slv_Latn	48.7	76.5	84.0	61.7	85.8	91.2
smo_Latn	48.1	73.3	82.3	58.9	83.7	90.4
sna_Latn	47.4	73.3	82.8	60.4	84.8	91.7
snd_Arab	47.0	73.9	82.2	60.4	84.0	89.5
som_Latn	46.8	75.5	83.1	60.2	84.5	88.8
sot_Latn	48.8	76.5	83.8	61.7	85.4	91.7
spa_Latn	51.8	79.4	85.7	65.4	88.7	93.4
srd_Latn	47.5	73.6	82.6	59.3	83.4	90.7
srp_Cyrl	50.4	75.6	83.8	61.7	84.9	90.7
ssw_Latn	41.9	69.1	79.8	53.6	80.1	87.2
sun_Latn	50.3	77.3	85.2	63.1	86.7	92.3
swe_Latn	52.9	78.2	85.5	62.8	86.7	91.9
swh_Latn	51.4	76.0	84.5	61.6	85.6	90.8
szl_Latn	45.4	72.3	81.6	58.2	82.9	89.9
tam_Taml	49.6	75.3	83.1	59.8	84.4	89.8
taq_Latn	20.7	40.7	49.9	24.7	46.2	55.3

Continued on the next page

Table 6 – continued from the previous page

Language	NLLB-CLIP base			NLLB-CLIP large		
	R@1	R@5	R@10	R@1	R@5	R@10
taq_Tfng	14.9	35.0	44.8	21.0	41.9	53.5
tat_Cyrl	49.2	75.3	83.2	60.0	84.4	90.6
tel_Telu	48.9	77.3	85.3	61.9	86.5	90.7
tgk_Cyrl	46.0	74.3	82.6	58.4	82.3	88.0
tgl_Latn	51.4	77.2	86.3	63.5	86.9	92.4
tha_Thai	48.0	75.3	83.8	60.0	83.7	89.9
tir_Ethi	43.2	71.6	79.2	55.6	80.6	87.2
tpi_Latn	46.6	72.3	81.0	57.2	81.5	88.1
tsn_Latn	49.9	75.5	84.0	61.5	85.3	90.7
tso_Latn	47.0	74.7	83.7	59.3	83.8	90.9
tuk_Latn	46.0	71.1	81.3	55.0	81.8	87.9
tum_Latn	39.5	67.7	76.9	47.8	75.0	83.5
tur_Latn	52.6	78.3	85.6	64.8	87.1	91.7
twi_Latn	38.8	67.2	76.5	48.9	75.4	83.8
tzm_Tfng	23.2	46.4	56.6	30.2	55.1	64.5
uig_Arab	43.0	69.7	78.7	54.2	79.9	86.1
ukr_Cyrl	52.5	77.6	84.9	62.8	86.0	91.5
umb_Latn	19.7	41.4	53.4	24.2	48.3	60.2
urd_Arab	51.5	76.1	84.9	63.5	85.9	92.1
uzn_Latn	47.4	76.1	83.2	58.5	84.6	89.9
vec_Latn	49.9	77.9	85.3	64.4	86.1	91.8
vie_Latn	50.5	77.7	85.9	62.2	86.2	92.0
war_Latn	48.7	74.3	82.1	58.9	82.4	87.6
wol_Latn	30.0	57.5	67.9	40.4	68.4	77.7
xho_Latn	48.5	74.1	83.9	61.8	84.9	90.4
ydd_Hebr	47.0	74.7	83.8	60.2	84.0	90.5
yor_Latn	42.7	70.7	79.6	54.1	80.5	87.7
yue_Hant	48.0	74.5	83.5	57.0	81.2	87.4
zho_Hans	47.9	74.5	81.4	58.0	83.0	88.3
zho_Hant	30.6	54.4	63.1	37.6	60.7	69.1
zsm_Latn	51.6	78.2	86.2	63.8	87.5	91.2
zul_Latn	47.9	75.2	83.9	61.3	85.3	91.4
Average	44.49	70.81	79.32	55.56	79.86	86.37