

From Kubernetes to Knactor: A State-Centric Rethink of Service Integration

Silvery Fu¹, Hong Zhang², Ryan Teoh¹, Taras Priadka¹, Sylvia Ratnasamy¹
¹UC Berkeley, ²University of Waterloo

ABSTRACT

Microservices are increasingly used in modern applications, leading to a growing need for effective service integration solutions. However, we argue that traditional *API-centric integration* mechanisms (e.g., RPC, REST, and Pub/Sub) hamper the modularity of microservices. These mechanisms introduce rigid code-level coupling, scatter integration logic, and hinder visibility into cross-service state exchanges. Ultimately, these limitations complicate the maintenance and evolution of microservice-based applications. In response, we propose a rethinking of service integration and present Knactor, a new *state-centric* integration framework to restore the modularity that microservices were intended to offer. Knactor decouples service integration from service development, allowing integration to be implemented as explicit state exchanges among multiple services. Our initial case study suggests that Knactor simplifies service integration and creates new opportunities for optimizations.

1 Introduction

The microservice architecture has been widely adopted in building modern applications [3, 14]. By breaking software systems down into smaller, independently deployable services, microservices make it easier to distribute development across teams and organizations such as SaaS providers and open-source communities. As more applications embrace this architecture, such as web and mobile back-ends, data-center management, robot coordination, and IoT/smart space controllers [11, 13, 19, 25, 45, 47], the need for effective *service integration* becomes increasingly important. Service integration combines multiple microservices to create an *end-to-end application (app)*, making it a crucial and challenging aspect in application development.

Today, service integration is typically achieved via remote procedure calls (RPCs) [21] or via publish-subscribe messaging (Pub/Sub) [8], as depicted in Fig. 1a. With RPCs, service S_A invokes the API of another service S_B by incorporating the API endpoints and message schemas defined by S_B (e.g., gRPC and Protobuf [21]). Then, at run-time, S_A sends a request message via a synchronous call to S_B and, after running its procedure, S_B replies with a response message. Pub/Sub replaces synchronous communication with asynchronous delivery of messages. In Pub/Sub, S_B subscribes to a topic on a message broker (e.g., Kafka [8]). S_A can then send messages to this topic, which S_B receives asynchronously and decodes using a schema. In this case, the topic and the schema (predefined by either S_A or S_B)

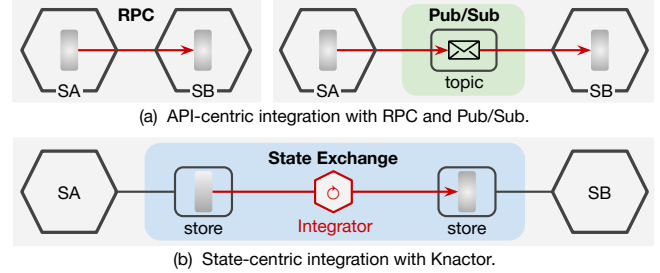


Figure 1: Comparison of service integration mechanisms. In RPC, Service S_A invokes the API defined by Service S_B . In Pub/Sub, S_A publishes messages to a topic where S_B subscribes and receives these messages. In Knactor, S_A and S_B externalize their states in state stores hosted on a state exchange. An integrator processes and syncs states between the state stores.

can be viewed as a variant of an API endpoint. We refer to these integration mechanisms as *API-centric integration* where services are integrated using predefined APIs at the time of development.

However, the API-centric approach leads to three drawbacks for service integration. First, it introduces tight *coupling* between services. To integrate services S_B to S_A , service developers incorporate S_B 's schemas, client code stubs, invocation methods, response and error handling in the S_A 's code itself. Consequently, making integration changes, such as replacing S_B with S_C or adapting S_A to new schema of S_B , requires accessing and modifying the code of S_A as well as rebuilding and redeploying it. Second, in an application consisting of N services, the integration logic is scattered across $O(N)$ services. Each service may use $O(N)$ external APIs, while its own APIs are used by $O(N)$ other services, depending on the in/out-degree [52]. As a result, changes in the integration logic often involve and impact many services in the application, requiring extensive coordination and code-level changes across developers and teams responsible for each service. Third, the integration logic—especially the *state exchanges* among services—are *hidden* within the API invocations between individual pairs of services. This lack of visibility hinders customizing and optimizing the integration logic at the app-level and at run-time.

The above drawbacks suggest that *while microservices are modular, existing integration mechanisms hamper this modularity*, complicating both the development and the integration of microservices. In particular, as modern applications increasingly consist of 10s, 100s, or even 1,000s of microservices (e.g., as seen in web apps [2, 22, 27]), implementing and evolving service integration that is coupled, scattered, and hidden among individual services can become painstaking

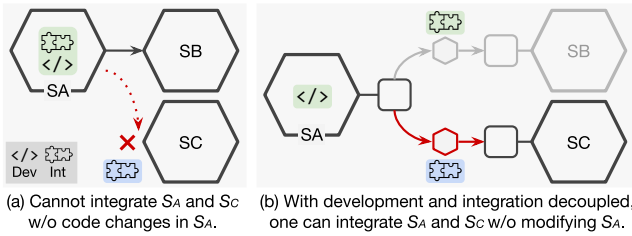


Figure 2: Decoupling service development and integration. Existing integration mechanisms, shown in (a), couple the service development and integration. Knactor, shown in (b), allows these two to be decoupled. **Dev:** Service development; **Int:** Service integration.

and prone to errors (§2). Such complexity escalates when apps and services are developed by different companies or vendors (e.g., as seen in IoT apps [6, 34] and public API marketplaces [39]) due to the high communication and coordination costs for making service changes [1].

How can we simplify service integration and restore the modularity that microservices were designed to offer? In this paper, we propose two guiding principles for service integration: **(P1) Decouple service integration from service development**, enabling the flexibility to implement and consolidate service integration after the development phase; and **(P2) Make state exchanges explicit**, providing greater visibility and control to simplify service integration.

We present a new service integration mechanism that follows principles P1 and P2. Our key insight is that services should be integrated *via states*, not APIs: we propose replacing API-centric integration with a new approach that we term *state-centric* integration. In this state-centric approach, there are no RPCs or messaging between services, i.e., no direct invocation of each others’ APIs. Instead, each service externalizes its states to an associated *state store* (Fig.1b),¹ and an *integrator* module acts as the intermediary that integrates services by processing and syncing states between their state stores. The integrator can be easily replaced or re-configured, not only during development but also at run-time (P1). In the integrator, developers can use dedicated state processing primitives, such as state dependency graphs and dataflow operators (§3), to conveniently specify the desired state exchanges among services (P2).

We call this approach to developing and integrating services as the “Knactor pattern.”² The Knactor pattern addresses the drawbacks of existing service integration mechanisms through its core design choices: **(i)** Knactor confines the interaction of each service to its own state store as opposed to introducing code-level coupling to other services. The integration logic is implemented in the integrator without modifying the services’ code (Fig.2) and can be re-configured even at run-time. **(ii)** Knactor consolidates the integration logic into a single or a few application-level integrator modules, as opposed to the $O(N)$ services and their

¹ Note that unlike in Pub/Sub, in our model, a service does not subscribe or publish to a different service but only to its *own* state store.

² Knactor (pronounced “connector”) stands for Kubernetes-native actors in a nod to Kubernetes [25] and the actor model [40,50] from which we drew inspiration (see §6).

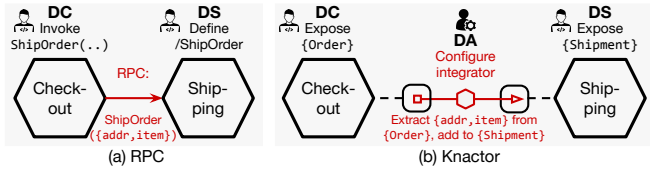


Figure 3: Comparison of integration mechanisms in an online retail app.

codebases; thus making it easier to implement integration logic, reducing excessive coordination and communication across teams or companies. **(iii)** By having services externalize their states, developers gain the ability to implement integration in the form of state exchanges, with the help of dedicated state processing primitives; as opposed to dealing with intricate sequences of API invocations across different services. This approach also makes the integration code easier to change and maintain.

We further discuss the motivation for the Knactor pattern (§2) and propose our design for the *Knactor framework* to support this pattern in microservices (§3). We report on our early experiences with prototyping the Knactor framework (§4) and using it in example Web and IoT apps (§5). Our initial case study indicates that Knactor can greatly simplify service integration, reducing both development and operational efforts. While the modularity introduced by Knactor does bring some overhead, its overall performance impact on the applications we studied is minimal. Importantly, this modularity also opens up opportunities for performance optimizations, although for highly latency-sensitive applications direct RPCs may still be preferable. We discuss related work and outline future research directions with Knactor (§6).

2 Background and Motivation

While microservices, and more broadly the *service-oriented architecture* (SOA [38]), offer flexibility and scalability, they also create the need for effective integration and cooperation between services and teams. Today, integration is based on communication protocols such as RPC [9, 21], message brokers [8, 15], and REST APIs [20, 37]. In what follows, we use examples from real-world apps to review the development workflow with existing integration mechanisms and hence motivate the case for a new approach. We’ll use these apps in §3-§5 and show how they’re handled with Knactor.

(1) Web: Online Retail. The first example is part of an online retail web application [19]. The original app uses gRPC to integrate services [21]. Our focus is on two microservices, Checkout (*C*) and Shipping (*S*), and on the shipment request from *C* to *S*, which creates shipments for orders that have been checked out. With RPC, the developer of *S* (D_S) defines API endpoints with the API’s name, version, and the message schema(s), etc. for the request messages in a Protobuf [31] definition file. As shown in Fig.3a, in this example, the API endpoint is `/ShipOrder` which takes item name and shipment address as its inputs. Then, D_S may share the API definition file with the developer of *C* (D_C), who uses the file to create the client stub code, imports and uses the

code in C , and finally recompiles/builds C .

(2) IoT: Smart Home. The second example is from a home automation app [34,45,58] adapted from an open-source IoT app simulator [46]. The app includes a house service (developed by IoT company X, *e.g.*, Samsung SmartThings [34]) that automatically adjusts the brightness level of lamps (from device vendor Y, *e.g.*, Lifx [26]) based on occupancy sensor readings (from device vendor Z, *e.g.*, Ring [7]) while monitoring the energy consumption of these devices. There are three services in this application—House (H), Motion (M), and Lamp (L)—that are integrated via the message broker EMQX [15]. H subscribes to messages on M (the “motion” topic), and when H receives a message reporting “triggered: true”, it publishes a message to L ’s topic to adjust the lamp’s brightness level. For each service, the developer uses Protobuf to define schemas for the messages exchanged among devices. For example, H uses the schema of M and L to deserialize the messages from the two and vice versa.

Problem 1: Services are overly coupled. In both examples, we observe that API-centric integration introduces code-level coupling between services (*e.g.*, C to S , H to L and M). Consequently, making any integration changes (*e.g.*, switching C to a new shipping service) and ensuring compatibility with APIs (*e.g.*, adapting C or H to the changes of schema of S or L) require modifications at the code level. This further leads to rebuilding and redeploying services, which also requires careful planning in production environment to avoid application downtime [4, 5] and takes additional time and compute resources. For example, adapting C to an API schema change in S requires 69 lines of code and configuration updates (§5), followed by recompiling C , updating and uploading its container images, and finally redeploying C using a rolling update in Kubernetes [29]. Such changes are common in microservice-based applications [12, 28].

Problem 2: Integration logic are scattered. A direct consequence of implementing service integration within individual services is the scattering of integration logic across multiple services and service codebases. In the web app we studied, we identified 15 methods on handling API invocations scattered across 11 services, and 36 across 14 services in another well-studied social networking app [35, 48]. It is worth noting that these examples represent only small-scale apps developed for demonstration purposes. In production environments, applications may have integration logic scattered across more than 100s/1,000s of microservices [2, 22, 52].

Problem 3: State exchanges are hidden. The examples also highlight that the state exchanges among services are hidden within pair-wise API invocations. In the online retail app, when an order checkout request is received by the C , it triggers an RPC request to the S . This request includes the order’s states, which are not accessible outside this pair of services. Similarly, in the smart home system, state changes in the M or the L implicitly influence the state of the H through the messages exchanged among these services. This lack of visibility hinders the ability to add functionalities (*e.g.*, im-

plementing “conditional integration” where C should opt for air shipping when the order’s price exceeds 1,000 USD) and access control (*e.g.*, H should not access the L during user-defined sleep hours).

3 Knactor Design

We present the rationale of the Knactor pattern (§3.1), the framework’s designs (§3.2), and optimizations (§3.3).

3.1 Design Rationale

Knactor’s design is guided by two key principles aimed at enhancing modularity. The first is to **decouple service integration from service development**, which allows for the creation and updating of service integration outside the service development phase. This principle follows the classic design principle of *separating mechanism and policy*, *i.e.*, the integration mechanism should not dictate which services *can* be integrated. The rationale is that at the development stage, it can be challenging to anticipate all the ways the service might be used and extended in apps (*i.e.*, the “integration policy”). Thus, an overly constraining integration mechanism can substantially increase the cost and delay involved in policy changes post-development.

Knactor achieves a cleaner separation of integration mechanism and policy by enabling *late-binding* of services via *two levels of indirection*: a per-service state store and integrator. In Knactor (Fig.1b), a service does not directly access other services’ APIs nor their states but *its own state store only*. Then, an integrator module acts as an intermediary, responsible for processing and syncing states across the state stores of the services being composed.

The second guiding principle of Knactor is to replace API invocations with **explicit state exchanges** among services. The rationale is that developers, rather than calling and responding to APIs, can concisely specify state exchange patterns among multiple services and leverage the dedicated state processing primitives of a framework (§3.2) for simplified integration. This approach also streamlines the maintenance and evolution of integration logic, as updating the integration logic only requires altering the state exchange specification, eliminating the need to rewire API calls (§5). Finally, the declarative nature of state-based integration separates the specification of integration from its execution, providing opportunities for optimization (§3.3).

3.2 Knactor Framework

The Knactor framework provides the programming libraries, tooling, and runtime to facilitate service integration with the state-centric approach. In Knactor, each microservice is represented as a *knactor*³ that contains a *reconciler* component and one or multiple *state stores*.

State store and exchange. A state store keeps the states relevant to the knactor’s operation, such as order status in the Checkout service (Fig.5). The state stores are hosted on a

³ We overload the term “Knactor” to mean both the pattern and the framework, and the lowercase “knactor” the service abstraction.

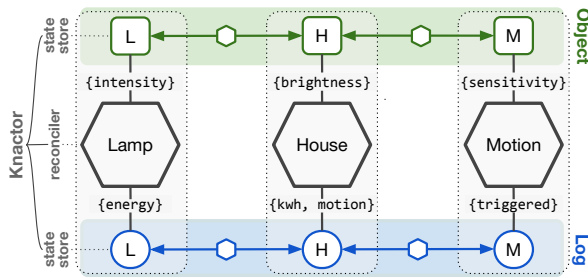


Figure 4: Building the smart home app in Knactor. There are three knactors, Lamp, House, and Motion each has two state stores, one on Object state exchange and one on Log state exchange.

logically centralized State Exchange (SE) that provides state access and management capabilities such as data storage, caching, scaling, analytics, and access control. There can be different types of SEs that each specialized at handling a different type of states/data, *e.g.*, API objects [23], logs [55], and database tables [30]. We envision the SEs will be taken off-the-shelf and the Knactor framework provides wrappers, tooling, and extensions around these SEs for simplifying and optimizing integration (§3.3). As a starting point, we focus on two types of SEs, “Object” and “Log”. The former keeps states as attribute-value pairs in a k-v store and exposes APIs for CRUD operations over these states, while the latter keeps states as structured and semi-structured data as append-only logs and exposes data ingestion and analytics APIs. A knactor can have multiple state stores and thus use multiple SEs. For example, in Fig.4, the three knactors each have two state stores on Object and Log, with the ones on Object storing configuration states such as lamp’s intensity level while the ones on Log storing sensor data such as motion readings.

Reconciler. The reconciler is a code module that interacts with the knactor’s state store(s) using the state access methods provided by the SE. It responds to state updates from the state store and initiates corresponding actions. For example, the reconciler inside the Shipping knactor may process a new shipment object that appears in the state store (*e.g.*, by initiating a FedEx delivery [18]), and can also update the state store, such as posting the shipment’s tracking ID. Service developers can adapt existing services by removing any external API invocations they aim to decouple from the service and adding required state access to the state store, or they can design and implement a new reconciler from scratch.

Integrator. An integrator syncs and processes states between state stores leveraging the APIs provided by the SEs. For instance, the integrator in Fig.3b can use the CRUD APIs provided by the Object SE to obtain the order states from the Checkout service, extract the shipment states *items* and *addr*, and update the Shipping knactor’s state store. The framework provides *built-in integrators* specialized for processing states over a type of SE and state exchange patterns. Developers can use the state processing primitives from a built-in integrator to implement integration (described next). We focus on two built-in integrators, Cast and Sync, that handle states on Object and Log respectively.

For example, as shown in Fig.4, the House knactor has a

```

1 schema: OnlineRetail/v1/Checkout/Order
2 items: object
3 address: string
4 cost: number
5 shippingCost: number # +kr: external
6 totalCost: number
7 currency: string
8 paymentID: string # +kr: external
9 trackingID: string # +kr: external

```

Figure 5: Schema of the Checkout knactor’s state store.

```

1 Input:
2 C: OnlineRetail/v1/Checkout/knactor-checkout
3 S: OnlineRetail/v1/Shipping/knactor-shipping
4 P: OnlineRetail/v1/Payment/knactor-payment
5 SDG:
6 C.order:
7   shippingCost: >
8     currency_convert(S.quote.price,
9                       S.quote.currency, this.currency)
10  paymentID: P.id
11  trackingID: S.id
12 P:
13   # other fields in the state store: id
14   amount: C.order.totalCost
15   currency: C.order.currency
16 S:
17   # other fields in the state store: id, quote
18   items: '[item.name for item in C.order.items]'
19   addr: C.order.address
20   method: >
21     "air" if C.order.cost > 1000 else "ground"

```

Figure 6: Specification of the state dependency graph (SDG) for the integrator in the online retail web app.

configuration for motion sensor’s sensitivity in its state store, the Cast will post this to the Motion knactor’s store. The Sync extracts data from the source store(s) on the Log and loads it to the destination store(s). Developers can write dataflow on the Cast and Sync’s specifications to add additional data processing/ETL logic [17]. Further, note that while Knactor allows for the consolidation of integration logic into a single or a few integrators, it *does not impose* this as a requirement. Developers and service operators have the flexibility to implement integrators in ways that align with their organizational structure and preferences (§6).

Development workflow. The development workflow contains three logical steps: (i) **Externalize**. At development time, the developer registers the schema of the knactor’s state store to the SE. (ii) **Express**. The developer indicates what states its state store can ingest by annotating the fields in the state store, *e.g.*, in the Checkout knactor’s state store (*e.g.*, Fig.5) can indicate the “shippingCost”, “paymentID”, and “trackingID” are annotated to indicate they are to be filled externally by an integrator. Likewise, the House knactor can indicate it can ingest “kwh” and “motion” readings (Fig.4). (iii) **Exchange**. To integrate services/knactors, the developer specifies the state exchanges among their state stores via programming or configuring the integrators. The state accesses and exchanges are subject to access control (§3.3).

State exchange primitives. The integrator library provides primitives that simplify the expression of state exchange patterns for service integration. For example, as shown in Fig.6, the Cast integrator supports state dependency graphs (SDGs), allowing the declarative description of state exchanges among multiple services. It can include references to states in each service’s state store, state transformation and aggregation func-

tions, and state-based policies. Similarly, the Sync integrator offers dataflow operators like filter, rename, sort, and aggregation functions. For example, the House can retrieve motion sensor readings from the Motion service, and the Sync integrator can rename the “trigger” field to “motion” before loading the data into the House’s state store.

3.3 Run-time Operation and Optimization

Integrator reconfiguration. Integrators, such as Cast and Sync, can be dynamically reconfigured at run-time to add new integration logic or modify existing configurations. This avoids service-level code changes, rebuilding, and redeployment for each integration update. For example, a new state-based policy can easily be introduced to the SDG specification (Fig.6, line 22) to determine the shipment method based on the order price, without changing Checkout or Shipping.

State retention. By default, states in the state stores are preserved until they’re no longer required by entities such as the knactor’s reconciler or integrators. State retention can be managed via reference counting or similar mechanisms that track the usage of state objects. Once a reconciler or integrator has performed its operation on a state object, the object is marked as unused and the SEs can then perform garbage collection with standard recovery techniques. In addition, one can also specify customized state retention policies for archival or analytical purposes.

State access control. Knactor ensures only authorized entities can access the states in the state stores. First, developers can only view state store schemas, not actual states. At run-time, access to a knactor’s state store is limited to its own reconciler and any integrators that have been granted access through access control policies. This can be done via the standard Role-based Access Control (RBAC), assigning roles to reconcilers and integrators to manage access [36]. Second, the state-centric approach allows finer-grained access control over states [59], *e.g.*, granting access to certain state objects/fields but not others to specific roles.

Performance optimization. Knactor can optimize state exchange performance and efficiency by leveraging the modularity of the state store and integrator. First, one can use SEs optimized for high-performance such as in-memory k-v stores [33]. The integrators can perform *push-down optimization* to offload integration logic to the SE using features such as user-defined functions (UDFs) and stored procedures [32] common in these SEs. This can accelerate and reduce data movement between the SE and integrator. Second, when state stores are hosted on the SE, the SE and integrator can implement *zero-copy* state exchange to further minimize the data movement. Third, integrators can consolidate the state processing logic by combining multiple state processing operations into fewer and more efficient ones. For example, if multiple knactors are looking to consume data from the same Log state store and apply the same data transformations over raw data, Sync can optimize the dataflow operations between state stores to reuse intermediate results. We evaluate some of these optimizations in §5.

App	Task	Operation		# File		SLOC	
		API	KN	API	KN	API	KN
Online Retail	-	API	KN	API	KN	API	KN
	1	c / f / b / d	f	8	1	109	7
	2	c / f / b / d	f	2	1	14	1
	3	c / f / b / d	f	4	1	93	7

Table 1: Comparison of integration cost: API-centric (API) vs. Knactor (KN). Annotations indicate required operations, **c**: code changes; **f**: configuration changes. **b**: rebuild service; **d**: redeploy service.

4 Prototype and Apps

We built a prototype of the Knactor framework. It contains a programming library in Python for knactor development including communication packages for SEs, code generators, and a CLI for operating knactors. For the two SEs, we used open-source Kubernetes apiserver [23] (and Redis [33] as an alternative) for Object and Zed lake [55]) for Log; we implemented the built-in integrators, Cast and Sync, for Object and Log respectively.

Using the Knactor prototype, we implemented the two example apps, online retail and smart home mentioned earlier. As shown in Fig.3b, the online retail app consists of 11 knactors including the Checkout and Shipment discussed earlier, and an Cast-based integrator that integrates the knactors. For the smart home app in Fig.4, we implemented House, Lamp [26], and Motion [7] knactors with device vendor libraries; as well as the Cast- and Sync-based integrators.

5 Preliminary Results

We investigated how well Knactor simplifies service integration and its implications on performance, using the prototype and apps. We report the preliminary results in what follows.

Integration cost. We compare the service integration effort required for the Knactor and the API-centric approach using various tasks in the online retail app. The tasks include T_1 : integrating the Payment and Shipping services with the Checkout service; T_2 : adding a shipment policy based on the order price; and T_3 : updating the Shipping schema. We compare the required operations (*e.g.*, code modifications, configuration updates, build and deployment steps), number of files, and the source lines of code (SLOC) changed or used to implement the task, including the services’ source code, scripts, configurations, and schema definitions.

Takeaways. Table 1 presents the results. As shown, (i) In all tasks T_1 - T_3 , integration changes using Knactor require only reconfiguring the integrator module, while the API-centric approach requires code and configuration changes as well as service rebuilds and redeployments. This demonstrates Knactor’s benefit of decoupling integration from development through externalized states and integrator, which facilitates integration without code-level changes at the individual services. (ii) Knactor enables the consolidation of integration logic, allowing modifications to be made in a single location (*e.g.*, the SDG configuration) instead of multiple files across separate services/service codebases, which further simplifies the integration task. (iii) While the core integration logic remains the same in both approaches, compared to the API-

Setup	C-I	I	I-S	S	Prop	Total (ms)
RPC	-	-	-	446	1.8	447.8
K-apiserver	20.6	0.01	12.5	453	33.1	486.1
K-redis	3.2	0.06	2.7	444	5.8	449.8
K-redis-udf	2.1	0.7	0.1	450	2.9	452.9

Table 2: Latency in the online retail app completing a shipment request, with breakdown by stage. **C-I:** Checkout and integrator. **I:** Integrator. **I-S:** Integrator and Shipping. **S:** Shipment processing. **Prop:** State propagation.

centric approach, Knactor simplifies the *implementation* of integration logic, reducing the required SLOC (*e.g.*, by 102 in T_1). We conjecture this is due to the *imperative* nature of the API-centric approach towards integration, which incurs not only the overhead of handling the “mechanics” (*e.g.*, importing and handling schemas and client stubs), but also the complexity of expressing interactions across services (*e.g.*, Checkout, Shipping, and Payment) as a sequence of API invocations. In contrast, Knactor enables the integration task to be *declaratively* and *concisely* expressed as state exchanges over externalized states (*e.g.*, SDG in Fig.6), which saves the overhead on the mechanics of integration and inherently captures the ordering information as state dependencies get resolved. Similar trends can be observed for the IoT app.

Impact on application performance. Compared to RPC, Knactor introduces two indirections for modularity: the state store and the integrator. To understand their impact on application performance, we benchmark the Cast between the Checkout and Shipping knactors deployed on a Kubernetes cluster. We measure the state propagation latency, with and without optimizations (§3.3), and repeat for the API-centric baselines and compare the results.

Takeaways. Table 2 provides a breakdown of latencies in the online retail application. We compare three Knactor configurations: K-apiserver (using a strongly consistent k-v store with persistent storage [10] for Object exchange), K-redis (employing Redis, an in-memory data store [33]), and K-redis-udf (incorporating an integrator pushdown optimization using Redis’s UDF [32]). First, the choice of SE substantially impacts the state propagation latency (33.1ms in K-apiserver vs. 5.8ms in K-redis); a high-performance SE can significantly reduce the data movement overhead from the integrator and reconciler. This overhead can be further reduced via integrator pushdown (*e.g.*, from 2.7ms to 0.1ms between the integrator and Shipping’s state store, with K-redis-udf). Second, the overhead has a relatively small impact on the performance of this app we studied, with the Shipment processing [18] as the primary bottleneck. However, note that Knactor does lead to higher latency overhead for state propagation; thus, for highly latency-sensitive workloads [54], direct RPC may still be the preferred approach.

Moreover, our benchmark on the IoT app and Sync—details omitted due to space—indicates that the consolidated state processing optimization (§3.3) can reduce the average state processing latency by up to 3.5x. This is achieved by minimizing redundant operations that apply the same data transformations over sensor knactors’ states. Comprehensive evaluation on performance and scalability is our future work.

6 Discussion

In this section, we expand on related work beyond what was mentioned in §2, followed by future directions in Knactor.

Kubernetes and actor model. Knactor’s design is influenced by Kubernetes [42], a cluster management system that manages applications via controllers [24]. The controllers read from and write to shared API/resource objects on an API server [23] as a means to interact. Compared to Knactor, Kubernetes does not contain the integrator abstraction, separation of state stores, and specialized state exchange designs. Knactor is also inspired by the actor model [40, 50], where actors are separate units of computation that interact via message passing. Knactor can be seen as consisting of two types of actors, knactors that express the main service/business logic and integrators that implement the integration logic and state exchanges between knactors.

Apps and applicability. Knactor is particularly beneficial for applications with many microservices and complex integrations, such as cellular EPC [49] besides the ones discussed in this paper. Currently, these systems rely on many inter-service APIs which leads to significant complexity [53] and is difficult to evolve. Our ongoing work focuses on applying Knactor to different application domains, from large-scale web applications [48], and IoT systems [45], to data-center and EPC systems [49] to understand the benefits.

Knactor also offers the benefits of enabling service integration to be performed by individuals who are not the original service developers. Similar to how API definitions and documentation convey information about the behaviors and semantics of today’s services, Knactor developers can use the state store schema and other documentation to obtain required integration-related information. If these resources do not sufficiently describe the services’ behaviors for effective integration, one can still fall back on engaging the original service developers to implement the integration task.

Framework support for integration. The visibility over states and state exchanges in Knactor allows developers to leverage tools such as formal methods and static analysis [56] as well as run-time primitives such as transactions [44] for implementing integration at large-scale. For example, the Cast can provide loop and unused state detection with static analysis to assist developers build robust state exchanges.

Compatibility and deployability. We expect the use of Knactor with existing systems can be facilitated through the use of proxies or porting mechanisms [16, 43]. Deployment issues such as load balancing, autoscaling, and observability, such as monitoring knactor SLOs through distributed tracing [41, 57] and telemetry [51], are also worth exploring.

Ecosystem. Knactor could potentially have far-reaching implications for the service and application ecosystem. For example, a marketplace for knactors and integrators could emerge, akin to current API marketplaces [39]. In such a marketplace, knactors and integrators, developed by various individuals or organizations, could be shared and reused, fostering more collaborative and streamlined app development.

7 References

- [1] Microservices: a definition of this new architectural term. <https://martinfowler.com/articles/microservices.html>, 2014.
- [2] How uber monitors 4,000 microservices. <https://www.cncf.io/blog/2019/02/05/how-uber-monitors-4000-microservices/>, 2019.
- [3] Microservices architecture market statistics - 2026. <https://www.alliedmarketresearch.com/microservices-architecture-market>, 2020.
- [4] 4 microservice deployment patterns that improve availability. <https://www.opslevel.com/resources/4-microservice-deployment-patterns-that-improve-availability>, 2021.
- [5] Zero downtime deployment techniques: Rolling update. <https://www.encora.com/insights/zero-downtime-deployment-techniques-rolling-update>, 2021.
- [6] Iot platform companies landscape 2021/2022. <https://iot-analytics.com/iot-platform-companies-landscape/>, 2022.
- [7] Alarm motion detector. <https://shop.ring.com/products/alarm-motion-detector-v2>, 2023.
- [8] Apache kafka. <https://kafka.apache.org/>, 2023.
- [9] Apache thrift. <https://thrift.apache.org/>, 2023.
- [10] Apis for building portable and reliable microservices. <https://dapr.io/>, 2023.
- [11] Azure kubernetes service (aks) fabrikam drone delivery. <https://github.com/mspnp/aks-fabrikam-dronedelivery>, 2023.
- [12] Creating, evolving, and versioning microservice apis and contracts. <https://learn.microsoft.com/en-us/dotnet/architecture/microservices/architect-microservice-container-applications/maintain-microservice-apis>, 2023.
- [13] Custom resources. <https://spring.io/>, 2023.
- [14] Do you utilize microservices within your organization? <https://www.statista.com/statistics/1236823/microservices-usage-per-organization-size/>, 2023.
- [15] Emqx mqtt broker. <https://www.emqx.io/>, 2023.
- [16] Envoy proxy. <https://www.envoyproxy.io/>, 2023.
- [17] Etl (extract, transform, load). <https://www.ibm.com/topics/etl>, 2023.
- [18] Fedex shipping api. <https://www.shipengine.com/welcome-fedex-api/>, 2023.
- [19] Googlecloudplatform/microservices-demo: A web-based e-commerce app consists of an 11-tier microservices application. <https://github.com/> GoogleCloudPlatform/microservices-demo, 2023.
- [20] GraphQL: A query language for your api. <https://graphql.org/>, 2023.
- [21] grpc: A high performance, open source universal rpc framework. <https://grpc.io/>, 2023.
- [22] How airbnb and twitter cut back on microservice complexities. <https://thenewstack.io/how-airbnb-and-twitter-cut-back-on-microservice-complexities>, 2023.
- [23] Kubernetes apiserver. <https://github.com/kubernetes/apiserver>, 2023.
- [24] Kubernetes controllers. <https://kubernetes.io/docs/concepts/architecture/controller/>, 2023.
- [25] Kubernetes: Production-grade container orchestration. <https://kubernetes.io/>, 2023.
- [26] Lix smart home light. <https://www.lifx.com/>, 2023.
- [27] Netflix architecture: How much does netflix's aws cost? <https://www.cloudzero.com/blog/netflix-aws>, 2023.
- [28] Panel: the correct number of microservices for a system is 489. <https://www.infoq.com/presentations/number-microservices-system/>, 2023.
- [29] Performing a rolling update. <https://kubernetes.io/docs/tutorials/kubernetes-basics/update/update-intro/>, 2023.
- [30] PostgreSQL: The world's most advanced open source relational database. <https://www.postgresql.org/>, 2023.
- [31] Protocol buffers are a language-neutral, platform-neutral extensible mechanism for serializing structured data. <https://developers.google.com/protocol-buffers>, 2023.
- [32] Redis functions. <https://redis.io/docs/manual/programmability/functions-intro/>, 2023.
- [33] Redis: the open source, in-memory data store. <https://redis.io/>, 2023.
- [34] Smartthings. <https://smartthings.developer.samsung.com/>, 2023.
- [35] Social network microservices. <https://github.com/delimitrou/DeathStarBench/tree/master/socialNetwork>, 2023.
- [36] Using rbac authorization. <https://kubernetes.io/docs/reference/access-authn-authz/rbac/>, 2023.
- [37] What is a rest api? <https://www.ibm.com/topics/rest-apis>, 2023.
- [38] What is service-oriented architecture? <https://aws.amazon.com/what-is/service-oriented-architecture/>, 2023.
- [39] The world's largest api hub. <https://rapidapi.com/>, 2023.
- [40] G. Agha. *Actors: a model of concurrent computation in distributed systems*. MIT press, 1986.
- [41] J. Berg, F. Ruffy, K. Nguyen, N. Yang, T. Kim, A. Sivaraman, R. Netravali, and S. Narayana. Snicket: Query-driven distributed tracing. In *Proc. ACM*

HotNets, 2021.

- [42] B. Burns, B. Grant, D. Oppenheimer, E. Brewer, and J. Wilkes. Borg, omega, and kubernetes. *Communications of the ACM*, 2016.
- [43] J. Chen, Y. Wu, S. Lin, Y. Xu, X. Kong, T. Anderson, M. Lentz, X. Yang, and D. Zhuo. Remote procedure call as a managed system service. In *Proc. USENIX NSDI*, 2023.
- [44] A. Cheng, X. Shi, L. Pan, A. Simpson, N. Wheaton, S. Lawande, N. Bronson, P. Bailis, N. Crooks, and I. Stoica. Ramp-tao: layering atomic transactions on facebook’s online tao data store. *Proc. VLDB Endowment*, 14(12):3014–3027, 2021.
- [45] S. Fu and S. Ratnasamy. dspace: composable abstractions for smart spaces. In *Proc. ACM SOSp*, 2021.
- [46] S. Fu, H. Zhang, S. Ratnasamy, and I. Stoica. The internet of things in a laptop: rapid prototyping for iot applications with digibox. In *Proc. ACM HotNets*, 2022.
- [47] Y. Gan, Y. Zhang, D. Cheng, A. Shetty, P. Rathi, N. Katarki, A. Bruno, J. Hu, B. Ritchken, B. Jackson, et al. An open-source benchmark suite for microservices and their hardware-software implications for cloud & edge systems. In *Proc. ACM ASPLOS*, 2019.
- [48] Y. Gan, Y. Zhang, D. Cheng, A. Shetty, P. Rathi, N. Katarki, A. Bruno, J. Hu, B. Ritchken, B. Jackson, et al. An open-source benchmark suite for microservices and their hardware-software implications for cloud & edge systems. In *Proc. ACM ASPLOS*, 2019.
- [49] S. Hasan, A. Padmanabhan, B. Davie, J. Rexford, U. Kozat, H. Gatewood, S. Sanadhya, N. Yurchenko, T. Al-Khasib, O. Batalla, et al. Building flexible, {Low-Cost} wireless access networks with magma. In *Proc. USENIX NSDI*, 2023.
- [50] C. Hewitt, P. Bishop, and R. Steiger. A universal modular actor formalism for artificial intelligence. In *Proc. IJCAI*, 1973.
- [51] G. Leffler. {OpenTelemetry} and observability: What, why, and why now? 2022.
- [52] S. Luo, H. Xu, C. Lu, K. Ye, G. Xu, L. Zhang, Y. Ding, J. He, and C. Xu. Characterizing microservice dependency and performance: Alibaba trace analysis. In *Proc. ACM SoCC*, 2021.
- [53] Z. Luo, S. Fu, M. Theis, S. Hasan, S. Ratnasamy, and S. Shenker. Democratizing cellular access with cellbricks. In *Proc. ACM SIGCOMM*, 2021.
- [54] A. Ousterhout, J. Fried, J. Behrens, A. Belay, and H. Balakrishnan. Shenango: Achieving high cpu efficiency for latency-sensitive datacenter workloads. In *Proc. USENIX NSDI*, 2019.
- [55] A. Ousterhout, S. McCanne, H. Dubois-Ferriere, S. Fu, S. Ratnasamy, and N. Treuhaft. Zed: leveraging data types to process eclectic data. In *Proc. CIDR*, 2021.
- [56] A. Panda, M. Sagiv, and S. Shenker. Verification in the age of microservices. In *Proc. ACM HotOS*, 2017.
- [57] B. H. Sigelman, L. A. Barroso, M. Burrows, P. Stephenson, M. Plakal, D. Beaver, S. Jaspan, and C. Shanbhag. Dapper, a large-scale distributed systems tracing infrastructure. 2010.
- [58] B. Ur, E. McManus, M. Pak Yong Ho, and M. L. Littman. Practical trigger-action programming in the smart home. In *Proc. SIGCHI Conference on Human Factors in Computing Systems*, pages 803–812, 2014.
- [59] W. Zhang, E. Sheng, M. Chang, A. Panda, M. Sagiv, and S. Shenker. Blockaid: Data access policy enforcement for web applications. In *Proc. USENIX OSDI*, 2022.