

ENUMERATING REGIONS OF SHI ARRANGEMENTS PER WEYL CONE

ARAM DERMENJIAN AND ELENI TZANAKI

ABSTRACT. Given a Shi arrangement \mathcal{A}_Φ , it is well-known that the total number of regions is counted by the parking number of type Φ and the total number of regions in the dominant cone is given by the Catalan number of type Φ . In the case of the latter, in [9], Shi gave a bijection between antichains in the root poset of Φ and the regions in the dominant cone. This result was later extended by Armstrong, Reiner and Rhoades in [1] where they gave a bijection between the number of regions contained in an arbitrary Weyl cone C_w in \mathcal{A}_Φ and certain subposets of the root poset. In this article we expand on these results by giving a determinantal formula for the precise number of regions in C_w using paths in certain digraphs related to Shi diagrams.

1. INTRODUCTION

Let Φ be a finite crystallographic root system with positive roots Φ^+ spanning an n -dimensional Euclidean vector space V equipped with an inner product $\langle \cdot, \cdot \rangle$. The *Weyl* (or *Coxeter*) *arrangement* associated to Φ , denoted by \mathcal{A}_Φ , is the collection of the hyperplanes $\langle \alpha, x \rangle = 0$ for all $\alpha \in \Phi^+$. The regions of \mathcal{A}_Φ are cones which are in bijection with the elements of the reflection group W associated to the root system Φ . The *dominant cone* C_e is the intersection of the positive halfspaces $\langle \alpha, x \rangle > 0$ for all $\alpha \in \Phi^+$. It is not difficult to see that each cone in \mathcal{A}_Φ can be written as wC_e (or C_w for short) for a unique $w \in W$. The *Shi arrangement* associated to Φ is a deformation of the Weyl arrangement consisting of the hyperplanes $\langle \alpha, x \rangle \in \{0, 1\}$ for $\alpha \in \Phi^+$.

There are several uniform enumerative formulas concerning Weyl and Shi arrangements. The most well known are the product formulas enumerating the regions in the dominant cone and enumerating all regions of Shi_Φ . More precisely, the number of regions of the Shi arrangement Shi_Φ is given by the *parking number of type Φ*

$$\prod_{i=1}^{\ell} (e_i + h + 1)$$

and the number of regions in the dominant cone of Shi_Φ is given by the *Catalan number of type Φ*

$$\prod_{i=1}^{\ell} \frac{e_i + h + 1}{e_i + 1},$$

where e_1, \dots, e_n are the exponents and h is the Coxeter number of the Weyl group W . The above nice product formulas combined with the fact that the set of regions of the Shi arrangement is partitioned by the cones in \mathcal{A}_Φ naturally leads us to the question of enumerating the regions within each Weyl cone C_w . This article answers this question by giving a determinantal formula for enumerating the regions of C_w .

Towards our answer we exploit the well known bijection between regions in the dominant cone of a Shi arrangement Shi_Φ and antichains in the root poset Φ^+ given by Shi in [9] and its generalization which relates regions in an arbitrary cone C_w of Shi_Φ to the antichains of a certain subposet Φ_w^+ of the root poset Φ^+ given by Armstrong, Reiner and Rhoades in [1]. In this setup our objective becomes the enumeration of antichains in each subposet Φ_w^+ . Next, we make use of Shi's diagrams Λ_X , which are essentially a way to arrange the positive roots of Φ^+ in certain arrays of boxes (possibly overlapping) so that the partial order in Φ^+ is nicely visualized. We show that one can construct an acyclic directed graph Γ_X with source I and sink F , whose (directed) paths from I to F are in bijection with antichains in the root poset Φ^+ . When restricted to the subposet Φ_w^+ , the antichains are in bijection with paths from I to F which *do not* contain certain subpaths depending on w . Therefore, the general situation is the following: we have

2020 *Mathematics Subject Classification.* 20F55, 52C35, 05C20, 05C38, 05C30, 05C22, 14N10.

Key words and phrases. Weyl groups, Coxeter groups, Hyperplane arrangements, Directed graphs, Shi arrangements, Root poset.

The first author was funded by Heilbronn Institute for Mathematical Research and the Dame Kathleen Ollerenshaw Trust.

The second author was partially supported by the Hellenic Foundation for Research and Innovation (H.F.R.I.). Project Number: HFRI-FM20-0453.

an acyclic directed graph Γ , a collection $\Pi = \{\pi_1, \dots, \pi_n\}$ of subpaths of Γ and we want to enumerate all paths from the source I to the sink F of Γ which do not contain any of the subpaths in Π . It is easily understood that this is a problem of inclusion-exclusion and it turns out that, under suitable conditions on the paths of the set Π , the answer can be expressed in the form of a determinant.

Our first main theorem, which is proven in Section 3, is a more general statement which applies to any acyclic directed graph Γ and any collection $\{\pi_1, \dots, \pi_n\}$ of *non-overlapping* subpaths of Γ (see Section 3 for undefined terms). In the following statement, we denote by $\gamma(A \rightarrow B)$ the number of paths from A to B in the graph Γ .

Theorem 1.1 *Let I and F be two arbitrary vertices in an acyclic digraph Γ . Let $\Pi = \{\pi_1, \dots, \pi_n\}$ be a collection of non-overlapping paths and I_i, F_i be the initial and final point of each subpath π_i . Then, the number of paths in Γ from I to F which do not contain any of the subpaths in Π is equal to the determinant*

$$\begin{vmatrix} 1 & \gamma(F_2 \rightarrow I_1) & \cdots & \gamma(F_n \rightarrow I_1) & \gamma(I \rightarrow I_1) \\ \gamma(F_1 \rightarrow I_2) & 1 & \cdots & \gamma(F_n \rightarrow I_2) & \gamma(I \rightarrow I_2) \\ \vdots & \vdots & \ddots & \vdots & \vdots \\ \gamma(F_1 \rightarrow I_n) & \gamma(F_2 \rightarrow I_n) & \cdots & 1 & \gamma(I \rightarrow I_n) \\ \gamma(F_1 \rightarrow F) & \gamma(F_2 \rightarrow F) & \cdots & \gamma(F_n \rightarrow F) & \gamma(I \rightarrow F) \end{vmatrix}.$$

We also present a slightly more general version of the above theorem, where we allow edges to have weights (see Theorem 3.3).

Our next main result is the application of Theorem 1.1 for the enumeration of regions in each Weyl cone C_w . More precisely, for each $X \in \{A_n, B_n, C_n, D_n, E_6, F_4, G_2\}$ we describe the construction of the corresponding digraph Γ_X (see Section 4) where the digraphs of type E_7 and E_8 are left as open problems. As we mentioned earlier, the digraph Γ_X has the property that the paths from I to F biject to antichains in the root poset Φ^+ . Moreover, each positive root $\alpha \in \Phi^+$ corresponds uniquely to a length two subpath of Γ_X , represented by a *corner* in Γ_X . When we are restricted to the subposet Φ_w^+ , we need to count antichains which do not contain a certain subset $N(w^{-1})$ of positive roots where $N(w^{-1})$ is the *inversion set* of w^{-1} . Thus, the antichains in Φ_w^+ are in bijection with paths from I to F in Γ_X which do not contain certain corners. Since any subset of corners is a set of non-overlapping subpaths, our Theorem 1.1 is applicable.

The graphs for $X = A_n$ and B_n are quite natural to construct from the corresponding root poset Φ^+ (see Subsection 4.3) and, as we show in Subsections 5.1 and 5.2, it is possible to give a nice precise formula for the entries $\gamma(A \rightarrow B)$ of the determinant in the enumeration. In type D however, due to the complexity of the root poset, the graph Γ_{D_n} is much more complicated. In Subsection 5.3 we describe its construction and, as we did for the other two cases, we give a formula for the entries $\gamma(A \rightarrow B)$ of the corresponding determinant (see Lemma 5.10). Unfortunately, the formula is complicated and has to be split in several distinct cases.

We conclude our paper with Section 6, where we present an appropriate modification of our main theorem, which counts the number of regions in each cone C_w according to their number of separating walls (or equivalently the number of antichains in each subposet Φ_w^+ according to their cardinality). More precisely, we give a determinantal formula whose entries are generating polynomials counting paths on their number of corners. When restricted to the dominant cone, the expansion of the determinant returns the Narayana polynomial, whereas in an arbitrary cone C_w we get the Poincaré polynomial of the cone C_w in the sense of [5].

2. SHI ARRANGEMENTS

In this section we give background and set up notation on Shi arrangements. For further and more in-depth details, the interested reader is directed to [6].

2.1. Weyl Arrangements. Let \mathbb{R}^n be an n -dimensional (real) Euclidean vector space equipped with an inner product $\langle \cdot, \cdot \rangle$. A *hyperplane* is a codimension 1 affine subspace of \mathbb{R}^n . For $\alpha \in \mathbb{R}^n$ and $k \in \mathbb{R}$ we use the notation $H_{\alpha,k} = \{v \in \mathbb{R}^n \mid \langle \alpha, v \rangle = k\}$ and often abbreviate $H_{\alpha,0}$ to H_α . A *hyperplane arrangement*, or *arrangement* for short, is a finite collection \mathcal{A} of hyperplanes in \mathbb{R}^n . A *subarrangement* of an arrangement \mathcal{A} is a subset of \mathcal{A} . If all the hyperplanes in \mathcal{A} are linear (*i.e.*, they pass through the origin) then we say that \mathcal{A} is *central*.

To each hyperplane $H_{\alpha,0}$, we associate a reflection s_α which fixes pointwise $H_{\alpha,0}$ and sends α to $-\alpha$. Similarly, to any hyperplane $H_{\alpha,k}$ we associate a reflection $s_{\alpha,k}$ fixing $H_{\alpha,k}$ pointwise. A *root system* Φ in \mathbb{R}^n is a finite collection of nonzero vectors called *roots*, satisfying the following conditions:

- (1) $\Phi \cap \mathbb{R}\alpha = \{\alpha, -\alpha\}$ for every $\alpha \in \Phi$, and
- (2) $s_\alpha(\Phi) = \Phi$ for every $\alpha \in \Phi$.
- (3) $\langle \alpha, \beta \rangle \in \mathbb{Z}$ for all $\alpha, \beta \in \Phi$.

The set Φ can be decomposed into the subsets of *positive* Φ^+ and *negative roots* Φ^- respectively. Given such a decomposition, the set Δ of *simple roots* is the smallest subset of Φ^+ such that every positive root is a positive linear combination of elements in Δ . Let W be the group generated by the reflections s_α for $\alpha \in \Phi$. We say that W is the *Weyl group* associated to the root system Φ .

The *Weyl arrangement* associated to a root system Φ is the central hyperplane arrangement whose hyperplanes are normal to the roots in Φ , *i.e.*, $\mathcal{A}_\Phi = \{H_\alpha \mid \alpha \in \Phi^+\}$. In this case, the reflections s_α for $\alpha \in \Phi^+$ form the reflection group W associated to the root system Φ . It is well-known that finite irreducible Weyl groups are classified into a finite number of types: A_n, B_n, C_n, D_n , being the four infinite families and E_6, E_7, E_8, F_4 and G_2 being the exceptional types. We say that a Weyl arrangement is *of type X* if its associated Weyl group is a type X Weyl group where X is one of the 9 types of the classification of Weyl groups.

Given a root system Φ of a Weyl group, with simple roots Δ and roots Φ , there is a nice partial order on the set of positive roots which we describe next. Given two roots $\alpha, \beta \in \Phi^+$ then we say $\alpha < \beta$ if and only if $\beta - \alpha \in \mathbb{N}\Delta$. This gives us what is known as the *root poset* of Φ^+ which we denote by (Φ^+, \leq) . We will use this poset extensively throughout this article.

2.2. Inversions and regions. Given a Weyl arrangement $\mathcal{A}_\Phi = \{H_{\alpha,0} \mid \alpha \in \Phi^+\}$, we let W be its associated Weyl group and $S = \{s_\alpha \mid \alpha \in \Delta\}$ be the set of *simple reflections* and let $T = \bigcup_{w \in W} wSw^{-1}$, the conjugates of S , be the set of *reflections*. The elements of W can be represented as a word over the alphabet S , in other words, $w = s_1 \dots s_m$ for $s_i \in S$. The *length* $\ell(w)$ of an element $w \in W$ is the length of the shortest such representation. For each element, we can also associate a set of positive roots. The (*left*) *inversion set* of w is given by

$$N(w) = \Phi^+ \cap w(\Phi^-) = \{\alpha \in \Phi^+ \mid \ell(t_\alpha w) < \ell(w), t_\alpha \in T\}.$$

It is well known that $\ell(w) = |N(w)|$. Inversion sets have a natural description in terms of the Weyl arrangement as well.

Given a Weyl arrangement \mathcal{A}_Φ , the *regions* of the arrangement are the connected components of $\mathbb{R}^n \setminus \mathcal{A}_\Phi$. Without loss of generality, we may assume that there is a unique region called the *base region*, which we denote by B , which is the intersection of the positive half-spaces of all hyperplanes. Fixing B , we define the *separation set* $S(R)$ for a region to be the set of hyperplanes which separate B and R . Then for each $S(R)$ there is a unique $w \in W$ such that $N(w) = \{\alpha \mid H_{\alpha,0} \in S(R)\}$. The converse of this is true as well, giving us a bijection between separation sets and inversions. In other words, to each region of \mathcal{A}_Φ we can associate a unique $w \in W$ where the identity is mapped to B .

2.3. Type A - The symmetric group S_{n+1} . One of the best known examples of a Weyl group is the symmetric group. Recall that the *symmetric group* S_n is the group of permutations of $[n] = \{1, 2, \dots, n\}$. We encode a permutation $\sigma \in S_n$ in one of two ways. The *one-line notation* of σ is given by a sequence of numbers $\sigma(1)\sigma(2) \dots \sigma(n)$ where the number 1 is sent to $\sigma(1)$, 2 is sent to $\sigma(2)$, etc. The *cycle notation* of σ is given by ordered sets of numbers such as $(ij \dots k)$ where i is sent to j , and k is sent to i .

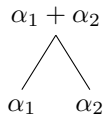
Example 2.1 As an example let $\sigma \in S_4$ be the permutation which sends 1 to 2, 2 to 4, 3 to 3 and 4 to 1. Then the one-line notation σ is given by 2431 and the cycle notation of σ is given by $(124)(3)$.

We say that a cycle (a_1, \dots, a_k) has *length* k . A cycle of length 2 is known as a *transposition*. It is well-known that every permutation can be written as a product of transpositions. The *sign* $\text{sgn}(\sigma)$ of a permutation $\sigma = t_1 \dots t_n$ is given by the formula $\text{sgn}(\sigma) = (-1)^n$ where the t_i are transpositions.

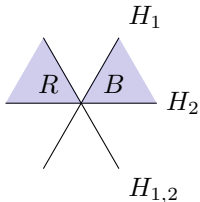
The symmetric group S_n is the Weyl group of type A_{n-1} as it is generated by $n - 1$ transpositions. In particular, it is given by the presentation $S_n = \langle (i, i + 1) \mid i \in [n - 1] \rangle$. These adjacent transpositions $(i, i + 1)$ are the set of simple reflections. The set of all transpositions (i, j) is the set of reflections. The hyperplane arrangement associated to S_n is the arrangement whose hyperplanes are defined by the equations $x_i = x_j$ for $i, j \in [n]$ and where $i \neq j$. To each reflection (i, j) we associate the (positive) root $e_i - e_j$ (where $i < j$).

Example 2.2 We take a moment now to give an example of all definitions used in the type A_2 Weyl group (which is the symmetric group S_3). Our two simple reflections are given by the set $S = \{(1, 2), (2, 3)\}$ with a third non-simple reflection given by the transposition $(1, 3)$. The hyperplanes for A_2 are then defined by the simple roots $\alpha_1 = e_1 - e_2$ and $\alpha_2 = e_2 - e_3$. The third (positive) root is then given by

$\alpha_1 + \alpha_2 = e_1 - e_3$. Taking the negatives of all of these roots gives us the root system for A_2 . The root poset of A_2 is then depicted using the following Hasse diagram.



Although these hyperplanes live in \mathbb{R}^3 , it is well-known that we can project down into \mathbb{R}^2 to get the following hyperplane arrangement (known as the Weyl arrangement of type A_2):



In the figure, we've shaded two regions. In the top right we set (and fixed) an arbitrary region B as the base region and we labelled the region in the top left by an R . The separation set of R is given by $S(R) = \{H_1, H_{1,2}\}$ where H_1 is the hyperplane associated to α_1 and $H_{1,2}$ is the hyperplane associated to $\alpha_1 + \alpha_2$. The element in A_2 associated to R is represented by the word s_1s_2 (denoting that we first reflect B over H_2 and then over H_1). Calculating the inversion set for s_1s_2 we see that $N(s_1s_2) = \{\alpha_1, \alpha_1 + \alpha_2\}$ as we would expect.

2.4. Shi Arrangements. The *Shi arrangement* Shi_Φ corresponding to the root system Φ consists of the hyperplanes

$$\text{Shi}_\Phi = \{H_{\alpha,k} \mid \alpha \in \Phi^+, k \in \{0,1\}\}$$

The Shi arrangement Shi_Φ consists of the Weyl arrangement \mathcal{A}_Φ together with a positive unit translate of each hyperplane in \mathcal{A}_Φ .

Let Shi_Φ be the Shi arrangement of type X and let \mathcal{A}_Φ be the subarrangement of Shi_Φ associated to the Weyl arrangement of type X . As before, we look at the connected components of $\mathbb{R}^n \setminus \text{Shi}_\Phi$ which we call the *regions of Shi $_\Phi$* and denote it by \mathcal{R} . Let C_e be the cone of the intersection of the positive half-spaces of all hyperplanes in the Weyl subarrangement of Shi_Φ , *i.e.*, $C_e = \bigcap_{H \in \mathcal{A}_\Phi} H^+$. We call C_e the *dominant cone* of Shi_Φ and it is associated to the identity of the Weyl group. Reflecting this cone over the hyperplanes in \mathcal{A}_Φ , we get a unique cone C_w associated to each $w \in W$ which we call the *Weyl cone* in the Shi arrangement Shi_Φ associated to w .

It is known that the number of regions in the dominant cone are in bijection with the number of antichains in the root poset where an *antichain* in a poset is a collection of elements which are pairwise incomparable.

Theorem 2.3 ([9, Theorem 1.4]) *There is a bijection between the number of regions in the dominant cone and the number of antichains in the root poset.*

This bijection, originally noted by Shi in [9], is given in the following way. Given an antichain A in (Φ^+, \leq) , let $I_A = \{\alpha \in \Phi^+ \mid \alpha \geq \beta \text{ for some } \beta \in A\}$ be the upper ideal of A . Then A is mapped to the region R_A in the dominant cone where for an arbitrary point x in the relative interior of R we have $\langle \alpha, x \rangle > 1$ for all $\alpha \in I_A$ and $0 < \langle \alpha, x \rangle < 1$ otherwise. In other words

$$R_A = \{x \mid \langle \alpha, x \rangle > 1 \text{ if } \alpha \in I_A \text{ and } 0 < \langle \alpha, x \rangle < 1 \text{ otherwise}\}$$

The reverse is obvious.

In [1], Armstrong, Reiner and Rhoades refine the number of regions in the dominant cone. They give a bijection between the number of regions in an arbitrary Weyl cone and the number of antichains in a certain subposet of the root poset, as stated in the following theorem.

Theorem 2.4 ([1, Proposition 10.3]) *The number of regions in a Weyl cone C_w is equal to the number of antichains in the subposet of the root poset restricted to $\Phi^+ \setminus N(w^{-1})$.*

This article gives formulas to directly calculate the number of antichains in the subposet of the root poset restricted to $\Phi^+ \setminus N(w^{-1})$ using digraphs associated to the root poset. For this we will need some theory on non-overlapping paths, which we describe in the following section.

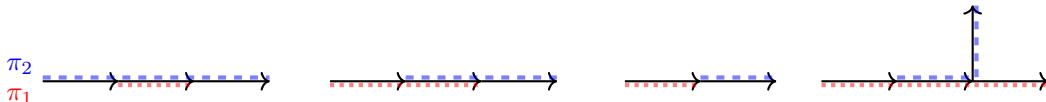
3. NON-OVERLAPPING PATHS AND DETERMINANTS

In this section we describe certain families of non-overlapping paths and use the principle of inclusion-exclusion in order to enumerate them. These will be used to generate a formula for the enumeration of the number of regions in a Weyl cone. For more background, the interested reader is directed to the chapter on lattice paths by Krattenthaler [7] or to the book by Stanley [10].

3.1. Directed graphs. A *directed graph* (or *digraph* for short) is a graph $\Gamma = (V, E)$ with a set of vertices V and a set of directed edges E . A *path* $\pi = (v_1, e_1, v_2, \dots, v_{n-1}, e_{n-1}, v_n)$ in Γ is an alternating sequence of vertices and edges such that e_i is a directed edge in E from v_i to v_{i+1} . For a given path π let $I(\pi) = v_1$ and $F(\pi) = v_n$ be the *initial* and *final* vertices of π . If $v_1 = v_n$ then π is called a *cycle*. If Γ has no cycles then we say that Γ is *acyclic*. We assume that all our digraphs are acyclic.

Let π_1 and π_2 be two paths. Given a path $\pi_1 = (v_1, e_1, v_2, \dots, v_{n-1}, e_{n-1}, v_n)$ we say that π_1 is a *subpath* of $\pi_2 = (u_1, f_1, u_2, \dots, u_{m-1}, f_{m-1}, u_m)$ if $\pi_1 = (f_i, u_{i+1}, \dots, u_j, f_j)$ for some $1 \leq i < j \leq m$. In other words, if the sequence of π_1 is a subsequence of π_2 . We say that π_2 *overlaps* π_1 if either π_1 is a subpath of π_2 or there exists some $i \in [n-1]$ such that for all $j \in [n-i]$, then $e_{i+j-1} = f_j$, *i.e.*, if the final i edges in π_1 coincide with the first i edges of π_2 . Let Π be a collection of paths. Then we say that Π is a *non-overlapping collection of paths* if there does not exist any $\pi, \pi' \in \Pi$ such that π overlaps π' . In other words, we say that Π is a non-overlapping collection of paths if no path in Π overlaps some other path in Π .

Example 3.1 The following are four collections of paths. Each collection contains two paths: a dotted red path on the bottom (which we call π_1), and a dashed blue path on the top (which we call π_2).



The first graph is an example of overlapping as π_1 is a subpath of π_2 implying that π_2 overlaps π_1 . The second graph is another example of overlapping as π_2 overlaps π_1 since the first edge of π_2 and the final edge of π_1 coincide. The final two graphs are non-examples of overlapping (*i.e.*, they are non-overlapping) since the final *edges* in π_1 are not the initial edges in π_2 and neither path is a subpath of the other.

To each edge $e \in E$ we associate some weight $\text{wt}(e) \in \mathbb{K}$ where \mathbb{K} is a field. The *weight of a path* π is then the multiplication of the weights of its edges: $\text{wt}(\pi) = \prod_{e \in \pi} \text{wt}(e)$. Furthermore, the *weight of a set of paths* Π is the sum of the weights of the paths: $\text{wt}(\Pi) = \sum_{\pi \in \Pi} \text{wt}(\pi)$.

3.2. Non-overlapping paths. Let Γ be an acyclic digraph and $\Pi = \{\pi_1, \dots, \pi_n\}$ a collection of non-overlapping paths in Γ . We will use the principle of inclusion-exclusion in order to give a determinantal formula for the number of paths between two vertices v_1, v_2 in Γ which do not have any path in Π as a subpath.

We first set some notation. Let $\Pi = \{\pi_1, \dots, \pi_n\}$ be a collection of paths. For a given path π_i we let $I_i = I(\pi_i)$, $F_i = F(\pi_i)$ be shorthand for the initial and final point of π_i . For two vertices v_1 and v_2 we let $\gamma(v_1 \rightarrow v_2) = \text{wt}(\{\pi \mid I(\pi) = v_1, F(\pi) = v_2\})$. If no such path exists then $\gamma(v_1 \rightarrow v_2)$ is equal to 0 and if $v_1 = v_2$ then $\gamma(v_1 \rightarrow v_1) = 1$. Note that if all the weights are equal to 1 then $\gamma(v_1 \rightarrow v_2)$ is just the number of paths from v_1 to v_2 .

We will also sometimes restrict our paths. Let

$$\gamma(v_1 \rightarrow v_2 \mid \text{some property}) = \text{wt}(\{\pi \mid I(\pi) = v_1, F(\pi) = v_2, \pi \text{ satisfies some property}\}).$$

Our two main examples of this are

$$\begin{aligned} \gamma(v_1 \rightarrow v_2 \mid \text{has no subpath in } \Pi) &= \text{wt}(\{\pi \mid I(\pi) = v_1, F(\pi) = v_2, \pi' \text{ is not a subpath of } \pi \text{ for all } \pi' \in \Pi\}), \text{ and} \\ \gamma(v_1 \rightarrow v_2 \mid \text{has subpath in } \Pi) &= \text{wt}(\{\pi \mid I(\pi) = v_1, F(\pi) = v_2, \pi' \text{ is a subpath of } \pi \text{ for some } \pi' \in \Pi\}). \end{aligned}$$

For ease of notation, we let

$$\gamma(v_1 \xrightarrow{\pi} v_2) = \gamma(v_1 \rightarrow v_2 \mid \text{has subpath in } \{\pi\}),$$

which is essentially the (weighted) number of paths from v_1 to v_2 which contain the subpath π . Additionally, we note that due to the multiplicative nature of weights, we have

$$\gamma(v_1 \rightarrow v_2 \rightarrow v_3) = \gamma(v_1 \rightarrow v_2) \cdot \gamma(v_2 \rightarrow v_3).$$

We next prove the main theorem for this section where all weights are set to 1. This allows us to write a (slightly) more easy to read proof. The proof for arbitrary weights is nearly identical (up to needing to keep track of the weights) which we discuss after. We also note that by setting the weights equal to 1, the following theorem counts precisely the number of paths.

Theorem 3.2 *Let I and F be two arbitrary vertices in an acyclic digraph Γ where all weights are equal to 1. Let $\Pi = \{\pi_1, \dots, \pi_n\}$ be a collection of non-overlapping paths. Then the number of paths in Γ from I to F which do not contain any of the subpaths in Π is equal to the determinant $\det(M_\Pi)$ of the following matrix*

$$M_\Pi = \begin{pmatrix} 1 & \gamma(F_2 \rightarrow I_1) & \cdots & \gamma(F_n \rightarrow I_1) & \gamma(I \rightarrow I_1) \\ \gamma(F_1 \rightarrow I_2) & 1 & \cdots & \gamma(F_n \rightarrow I_2) & \gamma(I \rightarrow I_2) \\ \vdots & \vdots & \ddots & \vdots & \vdots \\ \gamma(F_1 \rightarrow I_n) & \gamma(F_2 \rightarrow I_n) & \cdots & 1 & \gamma(I \rightarrow I_n) \\ \gamma(F_1 \rightarrow F) & \gamma(F_2 \rightarrow F) & \cdots & \gamma(F_n \rightarrow F) & \gamma(I \rightarrow F) \end{pmatrix}.$$

In other words,

$$\gamma(I \rightarrow F \mid \text{has no subpath in } \Pi) = \det(M_\Pi).$$

Proof. First recall that the determinant of any $(n+1) \times (n+1)$ matrix $A = (a_{i,j})$ is equal to

$$(1) \quad \det(A) = \sum_{\sigma \in S_{n+1}} \left(\text{sgn}(\sigma) \prod_{i \in [n+1]} a_{i, \sigma(i)} \right)$$

where S_{n+1} is the symmetric group on $n+1$ elements.

Let us write the elements of the $(n+1) \times (n+1)$ matrix M_Π explicitly:

$$(2) \quad a_{ij} = \begin{cases} 1 & \text{for } 1 \leq i = j \leq n \\ \gamma(F_j \rightarrow I_i) & \text{for } 1 \leq i \neq j \leq n \\ \gamma(F_j \rightarrow F) & \text{for } 1 \leq j \leq n \text{ and } i = n+1 \\ \gamma(I \rightarrow I_i) & \text{for } 1 \leq i \leq n \text{ and } j = n+1 \\ \gamma(I \rightarrow F) & \text{for } i = j = n+1. \end{cases}$$

If we write each $\sigma \in S_{n+1}$ as a product of cycles, the determinant in (1) can be expressed as

$$(3) \quad \sum_{\substack{\sigma = c_1 c_2 \cdots c_\ell \\ \sigma \in S_{n+1}}} \left(\text{sgn}(\sigma) \prod_{i \in c_1} a_{i, c_1(i)} \prod_{i \in c_2} a_{i, c_2(i)} \cdots \prod_{i \in c_\ell} a_{i, c_\ell(i)} \right).$$

We next claim that if c_j is a non-trivial cycle in S_{n+1} not containing $n+1$, the corresponding product in (3) vanishes. Indeed, let $c = (i_1 i_2 \dots i_k)$ be a non-trivial cycle (i.e. $k \geq 2$) in S_{n+1} with $i_j \neq n+1$ for all j . Then

$$\begin{aligned} \prod_{i \in c} a_{i, c(i)} &= a_{i_1, i_2} a_{i_2, i_3} \cdots a_{i_{k-1}, i_k} a_{i_k, i_1} \\ (4) \quad &= \gamma(F_{i_2} \rightarrow I_{i_1}) \gamma(F_{i_3} \rightarrow I_{i_2}) \cdots \gamma(F_{i_k} \rightarrow I_{i_{k-1}}) \gamma(F_{i_1} \rightarrow I_{i_k}) \\ (5) \quad &= \gamma(I_{i_2} \xrightarrow{\pi_{i_2}} F_{i_2} \rightarrow I_{i_1}) \gamma(I_{i_3} \xrightarrow{\pi_{i_3}} F_{i_3} \rightarrow I_{i_2}) \cdots \gamma(I_{i_k} \xrightarrow{\pi_{i_k}} F_{i_k} \rightarrow I_{i_{k-1}}) \gamma(I_{i_1} \xrightarrow{\pi_{i_1}} F_{i_1} \rightarrow I_{i_k}) \\ (6) \quad &= \gamma(I_{i_1} \xrightarrow{\pi_{i_1}} F_{i_1} \rightarrow I_{i_k} \xrightarrow{\pi_{i_k}} F_{i_k} \rightarrow I_{i_{k-1}} \rightarrow \cdots \rightarrow I_{i_2} \xrightarrow{\pi_{i_2}} F_{i_2} \rightarrow I_{i_1}) \\ (7) \quad &= 0, \end{aligned}$$

where,

- to go from (4) to (5) we used the fact that the number $\gamma(F_{i_j} \rightarrow I_{i_{j-1}})$ of paths from F_{i_j} to $I_{i_{j-1}}$ remains the same if we prepend the path π_{i_j} before F_{i_j} , and
- the expression in (6) is the number of paths which pass through $\pi_{i_1}, \pi_{i_k}, \dots, \pi_{i_2}$, from I_{i_1} to itself. Since our digraph is acyclic there do not exist non trivial paths from a node to itself. Since $k \geq 2$ the paths in (6) are non trivial, therefore the above number is 0.

Thus, the only terms that survive the expression in (3) are those $\sigma \in S_{n+1}$ whose only possibly non trivial cycle is the one containing $n+1$. Therefore the sum of the determinant (3) runs over all $\sigma = (n+1 i_1 i_2 \cdots i_k) \in S_{n+1}$ written in cycle notation (with the trivial cycles omitted), with $\{i_1, \dots, i_k\} \subseteq \{1, \dots, n\}$. The trivial cycles of σ will contribute terms of type $a_{ii} = \gamma(I_i \rightarrow I_i)$, which are

equal to 1 (since the graph is acyclic, the only cycle from a node to itself is the trivial one). Thus, we rewrite (3) as follows

$$(8) \quad \sum_{k=0}^n \sum_{\substack{I \subseteq \{1, \dots, n\} \\ |I|=k}} \sum_{\substack{c=(n+1 i_1 i_2 \dots i_k) \\ \{i_1, \dots, i_k\}=I}} \operatorname{sgn}(c) \prod_{i \in c} a_{i, c(i)}$$

$$= \gamma(I \rightarrow F) + \sum_{k=1}^n \sum_{\substack{I \subseteq \{1, \dots, n\} \\ |I|=k}} \sum_{\substack{c=(n+1 i_1 i_2 \dots i_k) \\ \{i_1, \dots, i_k\}=I}} \operatorname{sgn}(c) \prod_{i \in c} a_{i, c(i)}$$

Let us now focus on an arbitrary single term of the above sum. If $c = (n+1 i_1 i_2 \dots i_k)$ then we have

$$(9) \quad \operatorname{sgn}(c) \prod_{i \in c} a_{i, c(i)} = (-1)^k a_{n+1, i_1} a_{i_1, i_2} \dots a_{i_{k-1}, i_k} a_{i_k, n+1}$$

$$(10) \quad = (-1)^k \gamma(F_{i_1} \rightarrow F) \gamma(F_{i_2} \rightarrow I_{i_1}) \dots \gamma(F_{i_k} \rightarrow I_{i_{k-1}}) \gamma(I \rightarrow I_{i_k})$$

$$(11) \quad = (-1)^k \gamma(I_{i_1} \xrightarrow{\pi_{i_1}} F_{i_1} \rightarrow F) \gamma(I_{i_2} \xrightarrow{\pi_{i_2}} F_{i_1} \rightarrow I_{i_1}) \dots \gamma(I_{i_k} \xrightarrow{\pi_{i_k}} F_{i_k} \rightarrow I_{i_{k-1}}) \gamma(I \rightarrow I_{i_k})$$

$$(11) \quad = (-1)^k \gamma(I \rightarrow I_{i_k} \xrightarrow{\pi_{i_k}} F_{i_k} \rightarrow I_{i_{k-1}} \xrightarrow{\pi_{i_{k-1}}} F_{i_{k-1}} \rightarrow \dots \rightarrow I_{i_1} \xrightarrow{\pi_{i_1}} F_{i_1} \rightarrow F),$$

where the equalities use the same identities as those in (4), (5) and (6).

Forgetting the sign for a moment, we claim the final equality (11) is the number of all paths from I to F which pass through the subpaths $\pi_{i_k}, \pi_{i_{k-1}}, \dots, \pi_{i_1}$ in this precise order since the paths are non-overlapping. Suppose contrarily that there is some path π from I to F which passes through all subpaths $\pi_{i_k}, \dots, \pi_{i_1}$, but is not counted by (11). Then there is some F_{i_j} and some $I_{i_{j-1}}$ which both lie on π such that $I_{i_{j-1}}$ lies before F_{i_j} (forcing (11) to be equal to 0). By construction, since π_{i_j} and $\pi_{i_{j-1}}$ are subpaths of π , then $F_{i_{j-1}}$ is also on the path π and it appears either before or after F_{i_j} in π . If $F_{i_{j-1}}$ comes before F_{i_j} then $\pi_{i_{j-1}}$ is a subpath of π_{i_j} and if $F_{i_{j-1}}$ comes after F_{i_j} then $\pi_{i_{j-1}}$ overlaps π_{i_j} . In both cases, we have a contradiction since Π is a collection non-overlapping paths.

Therefore, remembering the sign, since the paths in Π are pairwise non-overlapping, the quantity in (11) is precisely $(-1)^k$ times the number of paths from I to F which contain the subpaths $\pi_{i_k}, \pi_{i_{k-1}}, \dots, \pi_{i_1}$ in this precise order giving us:

$$\operatorname{sgn}(c) \prod_{i \in c} a_{i, c(i)} = (-1)^k \gamma\left(I \rightarrow F \mid \begin{array}{l} \pi \text{ contains all } \pi_{i_k}, \pi_{i_{k-1}}, \dots, \pi_{i_1} \text{ as subpaths} \\ \text{in this precise order} \end{array}\right),$$

and hence, fixing a subset $I \subseteq \{1, \dots, n\}$ of size k and summing over all possible cycles $c = (n+1 i_1 i_2 \dots i_k)$ with $\{i_1, \dots, i_k\} = I$, we obtain

$$\sum_{\substack{c=(n+1 i_1 i_2 \dots i_k) \\ \{i_1, \dots, i_k\}=I}} \operatorname{sgn}(c) \prod_{i \in c} a_{i, c(i)} = (-1)^k \gamma\left(I \rightarrow F \mid \begin{array}{l} \pi \text{ contains all } \pi_{i_1}, \pi_{i_2}, \dots, \pi_{i_k} \text{ as subpaths} \\ \text{in whatever order} \end{array}\right)$$

In view of the above, it is straightforward to see that (8) is an inclusion-exclusion:

$$\gamma(I \rightarrow F) + \sum_{\emptyset \subset I \subseteq \{1, \dots, n\}} (-1)^{|I|} \gamma(I \rightarrow F \mid \text{contains all } \pi_i \text{ with } i \in I)$$

$$= \gamma(I \rightarrow F \mid \text{has no subpath in } \{\pi_1, \dots, \pi_n\}).$$

Therefore $\gamma(I \rightarrow F \mid \text{has no subpath in } \Pi) = \det(M_\Pi)$. \square

In the general case where we allow arbitrary weights, we have the following.

Theorem 3.3 *Let I and F be two arbitrary vertices in an acyclic digraph Γ and $\Pi = \{\pi_1, \dots, \pi_n\}$ be a collection of non-overlapping paths. Let*

$$M_{\Pi} = \begin{pmatrix} \gamma(I_1 \rightarrow I_1) & \gamma(I_2 \xrightarrow{\pi_2} F_2 \rightarrow I_1) & \cdots & \gamma(I_n \xrightarrow{\pi_n} F_n \rightarrow I_1) & \gamma(I \rightarrow I_1) \\ \gamma(I_1 \xrightarrow{\pi_1} F_1 \rightarrow I_2) & \gamma(I_2 \rightarrow I_2) & \cdots & \gamma(I_n \xrightarrow{\pi_n} F_n \rightarrow I_2) & \gamma(I \rightarrow I_2) \\ \vdots & \vdots & \ddots & \vdots & \vdots \\ \gamma(I_1 \xrightarrow{\pi_1} F_1 \rightarrow I_n) & \cdots & \cdots & \gamma(I_n \rightarrow I_n) & \gamma(I \rightarrow I_n) \\ \gamma(I_1 \xrightarrow{\pi_1} F_1 \rightarrow F) & \gamma(I_2 \xrightarrow{\pi_2} F_2 \rightarrow F) & \cdots & \gamma(I_n \xrightarrow{\pi_n} F_n \rightarrow F) & \gamma(I \rightarrow F) \end{pmatrix}$$

$$= \begin{pmatrix} 1 & \text{wt}(\pi_2) \cdot \gamma(F_2 \rightarrow I_1) & \cdots & \text{wt}(\pi_n) \cdot \gamma(F_n \rightarrow I_1) & \gamma(I \rightarrow I_1) \\ \text{wt}(\pi_1) \cdot \gamma(F_1 \rightarrow I_2) & 1 & \cdots & \text{wt}(\pi_n) \cdot \gamma(F_n \rightarrow I_2) & \gamma(I \rightarrow I_2) \\ \vdots & \vdots & \ddots & \vdots & \vdots \\ \text{wt}(\pi_1) \cdot \gamma(F_1 \rightarrow I_n) & \text{wt}(\pi_2) \cdot \gamma(F_2 \rightarrow I_n) & \cdots & 1 & \gamma(I \rightarrow I_n) \\ \text{wt}(\pi_1) \cdot \gamma(F_1 \rightarrow F) & \text{wt}(\pi_2) \cdot \gamma(F_2 \rightarrow F) & \cdots & \text{wt}(\pi_n) \cdot \gamma(F_n \rightarrow F) & \gamma(I \rightarrow F) \end{pmatrix}$$

Then $\gamma(I \rightarrow F \mid \Pi) = \det(M_{\Pi})$.

Proof. The proof for this is identical to the proof for Theorem 3.2 with the additional fact that we must keep track of the weights. In particular, the elements of the $(n+1) \times (n+1)$ matrix are given by:

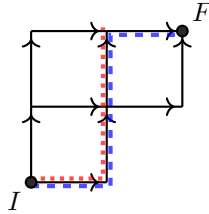
$$a_{ij} = \begin{cases} \gamma(I_1 \rightarrow I_1) & \text{for } 1 \leq i = j \leq n \\ \gamma(I_j \xrightarrow{\pi_j} F_j \rightarrow I_i) & \text{for } 1 \leq i \neq j \leq n \\ \gamma(F_j \rightarrow F) & \text{for } 1 \leq j \leq n \text{ and } i = n+1 \\ \gamma(I \rightarrow I_i) & \text{for } 1 \leq i \leq n \text{ and } j = n+1 \\ \gamma(I \rightarrow F) & \text{for } i = j = n+1 \end{cases}$$

Combining this with the facts that $\gamma(I_i \xrightarrow{\pi_i} F_i) = \text{wt}(\pi_i)$, $\gamma(I_i \rightarrow I_i) = 1$ and that weights multiply, gives us the desired results. \square

Remark 3.4 Although these matrices are large as the number of paths increases, these matrices are sparse meaning that they contain a large number of 0s. This comes from the fact that for any distinct i and j then, since our digraph is acyclic, either $\gamma(F_i \rightarrow I_j) = 0$ or $\gamma(F_j \rightarrow I_i) = 0$ (or both). In other words, calculating the matrix becomes fairly fast as many entries are zero. For an example of this the reader is invited to look at the matrix in Examples 5.5 in which 15 out of 36 entries of the matrix are 0.

Examples 3.5 The condition that our collection be non-overlapping is necessary. The following two examples show why the definition of overlapping is as it is. This can be seen to be true in trivial cases (paths which are lines), but we give a slightly larger example to show the nuances.

- Suppose we have the following digraph where π_1 is red/dotted/shorter and π_2 is blue/dashed/longer.

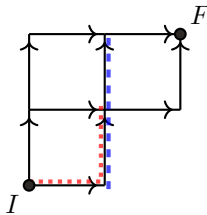


Then we have the following matrix:

$$\det \begin{pmatrix} 1 & 0 & 1 \\ 0 & 1 & 1 \\ 1 & 1 & 5 \end{pmatrix} = 5 - 1 - 1 = 3,$$

even though the number of paths from I to F not containing π_1 nor π_2 as subpaths is equal to 4.

- Suppose we have the following digraph where π_1 is red/dotted and π_2 is blue/dashed.



Then we have the following matrix

$$\det \begin{pmatrix} 1 & 0 & 1 \\ 0 & 1 & 1 \\ 2 & 1 & 5 \end{pmatrix} = 5 - 1 - 2 = 2,$$

even though the number of paths from I to F not containing π_1 nor π_2 as subpaths is equal to 3.

4. ROOT POSETS AS DIGRAPHS

We will use non-overlapping paths in the setting of Weyl groups in order to enumerate the number of regions per Weyl cone. In order to use non-overlapping paths, we must associate a digraph to each Weyl group. In particular, we associate a digraph to each root poset (Φ^+, \leq) for a Weyl group W where the paths in this digraph will be associated to antichains in the root poset. These paths are then used for the enumeration of each region. We do this in a case by case basis.

For ease of notation, if $\alpha_1, \dots, \alpha_n$ are the simple roots in Φ , we write

$$(12) \quad \begin{aligned} \alpha_{ij} &= \sum_{k=i}^j \alpha_k, \text{ and} \\ \alpha_{ij,\ell m} &= \alpha_{ij} + \alpha_{\ell m}. \end{aligned}$$

We sometimes simplify α_{ii} to α_i and $\alpha_{ij,\ell\ell}$ to $\alpha_{ij,\ell}$.

4.1. Shi's Diagrams. In [9], Shi describes a way to associate a diagram to a root poset (in a type by type manner for types A , B and D) such that certain subdiagrams are associated to antichains in the root poset. We describe these diagrams and subdiagrams next as they will be the starting point for our digraphs.

A *diagram* Λ is an array of boxes divided into rows and columns (potentially overlapping). To each Weyl type X , we associate a particular diagram Λ_X where the boxes are labelled by roots.

4.1.1. Type A . In type A we let Λ_{A_n} be the staircase Young diagram of size n where the first row (on the bottom) has one box, the second row has two boxes, etc. To the i th box in the j th row, we associate the root α_{ij} . The simple roots occupy the main diagonal boxes of the diagram and every other root is the sum of the simple roots lying to the south and to the east. An example of Λ_{A_3} can be found on the left of Figure 1.

4.1.2. Type B (and C). Note that since $B_n \cong C_n$, it suffices to look at B_n Weyl groups. In type B we let Λ_{B_n} be the staircase skew Young diagram of size n where the first row (on the bottom) has one box, the second row has two boxes, etc. up until the n th row and then decreasing back down to one box on the top row. We label the boxes in the following way:

- If $j \in \{1, \dots, n\}$ then the i th box in the j th row is denoted by α_{ij} .
- If $j \in \{n+1, \dots, 2n-1\}$ then the i th box in the j th is denoted by $\alpha_{i n, k n}$ where $k = 2n - j + 1$.

An example of Λ_{B_3} can be found in the middle of Figure 1.

4.1.3. Type D . In type D we let Λ_{D_n} be the staircase skew Young diagram of size $n-1$ as defined for type B . In addition, we duplicate the middle row so that two boxes are overlapping one another. We label the boxes in the following way.

- If $j \in \{1, \dots, n-1\}$ then the i th box in the j th row is denoted by α_{ij} .
- If $j \in \{n+2, \dots, 2n-1\}$ then the i th box in the j th is denoted by $\alpha_{i n, k \ell}$ where $k = 2n - j + 2$ and $\ell = n - 2$.
- If $j = n+1$ then the i th box is denoted by $\alpha_{i n}$.
- If $j = n$ then there are two boxes:
 - The i th upper box (or top right corner in the figures) is denoted by $\alpha_{i k}$ where $k = n - 1$.
 - The i th lower box (or bottom left corner in the figures) is denoted by $\alpha_{i k, n n}$ where $k = n - 2$ if $i \neq n - 1$ else it's denoted by $\alpha_{n n}$.

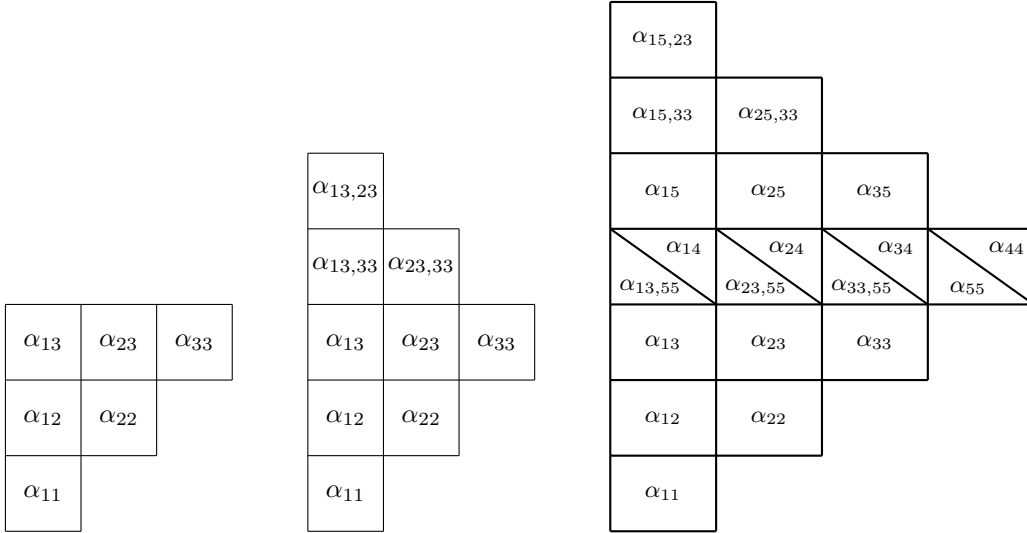


FIGURE 1. The diagrams Λ_{A_3} (left), Λ_{B_3} (middle) and Λ_{D_5} (right) as constructed by Shi.

An example of the type D_5 diagram can be found on the right of Figure 1.

4.1.4. *Subdiagrams.* A *subdiagram* λ of a diagram Λ is a subset of Λ such that if a box is in λ then every box to the north and to the west of the box is also in λ . Shi showed that these subdiagrams are precisely the subsets of Λ associated to antichains in the root poset (using upper ideals).

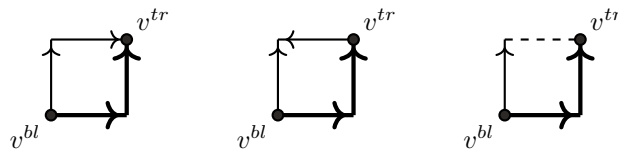
Theorem 4.1 ([9]) *Let Λ_X be the diagram associated to a Weyl group W of type $X \in \{A_n, B_n, C_n, D_n\}$. Let Φ be an associated root poset of W . Then there is a bijection between subdiagrams of Λ_X and antichains in Φ .*

The diagrams Λ_X will be used to construct our digraphs. Before that, we set some notation for boxes and corners of boxes which we will use throughout the rest of this article.

4.2. **Boxes and corners.** Let λ be a box in some diagram Λ . Note that the box has four edges and four vertices. Suppose that $\alpha \in \Phi^+$ is the root associated to the box λ . Then the vertices are labelled in the following way:

$$\begin{array}{ll} \text{top left vertex : } v^{tl} & \text{top right vertex : } v^{tr} \\ \text{bottom left vertex : } v^{bl} & \text{bottom right vertex : } v^{br} \end{array}$$

We give an orientation to the edges of every box such that the bottom left vertex v^{bl} is the unique source. Additionally, we will occasionally remove the top edge of a box, replacing the edge with a dashed edge to denote the edge is *not* a part of the digraph. After orientation, we let *the corner associated to a box* be the (length 2) subpath π which goes from v^{bl} to v^{br} to v^{tr} . In the notation of Section 3, then $v^{bl} = I(\pi)$ and $v^{tr} = F(\pi)$ in the corner associated to the box. Here are the three possible orientations we will be working with where the corners are thickened.



4.3. **Types A and B.** For types A and B , we use the diagrams as constructed in [9] (see Subsection 4.1) as the underlying graph for our digraphs. Examples of the digraphs constructed below for type A_7 and B_4 are found in Figure 2 to help follow along with the constructions.

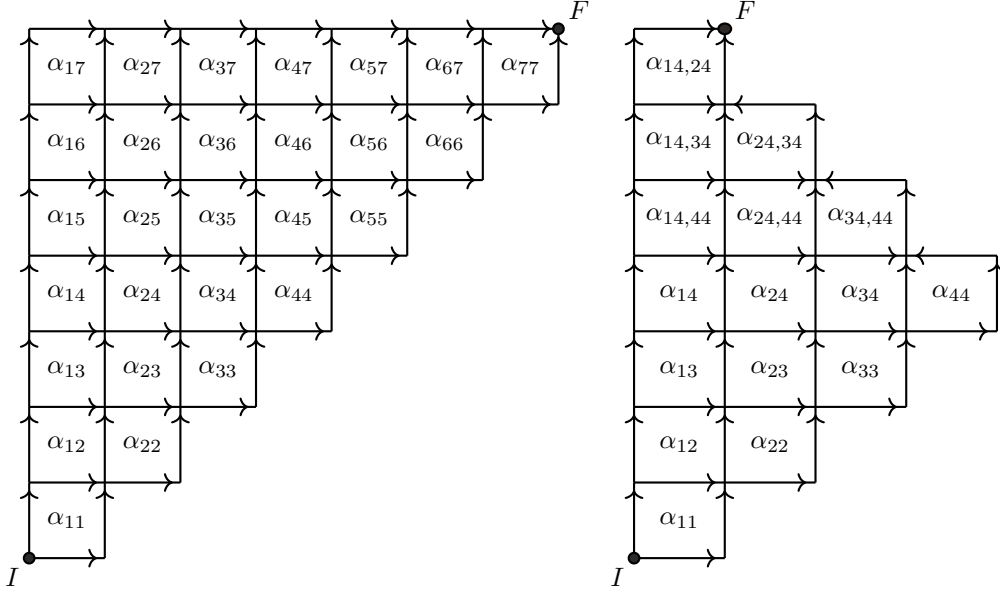


FIGURE 2. The digraph Γ_{A_7} (left) and Γ_{B_4} (right) associated to the Shi arrangements of type A and B .

Type A: For a type A_n Weyl group, we let Λ_{A_n} be the staircase Young diagram of size n constructed in Subsection 4.1. It remains to give an orientation to the edges in Λ_{A_n} to turn it into a digraph. Let Γ_{A_n} be the digraph whose underlying graph is Λ_{A_n} where the edges are oriented in the following way:

- all vertical edges are oriented towards the north and
- all horizontal edges are oriented towards the east.

Type B: For a type B_n Weyl group, we let Λ_{B_n} be the staircase skew Young diagram of rank n constructed in Subsection 4.1. It remains to give an orientation to the edges in Λ_{B_n} to turn it into a digraph. Let Γ_{B_n} be the digraph whose underlying graph is Λ_{B_n} where the edges are oriented in the following way:

- all vertical edges are oriented towards the north,
- all horizontal edges at the top of the diagram (except the furthest north one) are oriented towards the west, and
- all other (horizontal) edges are oriented towards the east.

The bijection: We let I denote the unique source (the vertex whose in-degree is 0) and let F denote the unique sink (the vertex whose out-degree is 0). The paths from I to F in the digraphs for types A and B are precisely the antichains in their respective root poset. This proof is in essence the same proof used in [9], but using the paths in the digraph instead of the boxes in the graph.

Theorem 4.2 *Let Γ_X be the digraph constructed above where X is of type A_n or B_n . There is a bijection between paths in Γ_X from I to F and subdiagrams of Λ_X . Moreover, there is a bijection between paths in Γ_X and antichains in (Φ^+, \leq) where each antichain is equal to the set of roots associated to the corners of a path.*

Proof. Let π be a path in Γ_X from I to F . Note that once we reach an edge on top, there is no choice but to take the unique path directly to F . As the path π can only go north and east until we reach a top edge, it will split the digraph into two sides. The set of roots on the north/west side of π then define a subdiagram of Λ_X as desired. The reverse map is clear and follows the same method.

By Theorem 4.1, this implies there is a bijection between paths in Γ_X and antichains in (Φ^+, \leq) . Since our paths can only go north and east, then a root is added to the antichain precisely when the corner associated to that root is a subpath as desired. \square

4.4. Type D. We would like to define a type D digraph in the same way we did for types A and B using Shi's diagrams. But, as we will describe next, we run into a critical issue and must change tactics. Recall the type D diagram Λ_{D_n} detailed in Subsection 4.1 (with an example in Figure 1). We would like to orient Λ_{D_n} in such a way that paths are in bijection with subdiagrams. Since this diagram has overlapping boxes, we first strengthen our understanding of which boxes are present in a subdiagram by considering the following two examples which use Λ_{D_5} in Figure 1. Recall that a subdiagram associated

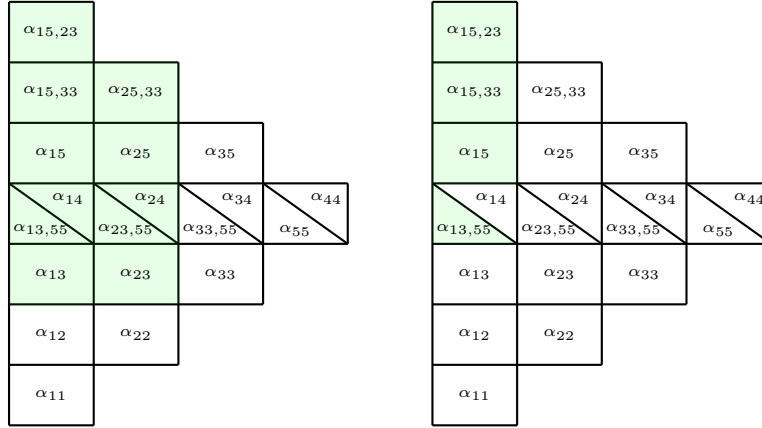


FIGURE 3. On the left is the subdiagram associated to the antichain $\{\alpha_{23}\}$ and on the right is the subdiagram associated to the antichain $\{\alpha_{13,55}\}$.

to an antichain is the subset of Λ which contains all boxes weakly to the north or to the west of all the boxes associated to roots in the antichain. For example, in Λ_{D_5} the antichain $\{\alpha_{23}\}$ is associated to the subdiagram (see the left hand side of Figure 3) whose boxes are labelled with the following roots:

$$\{\alpha_{23}, \alpha_{13}, \alpha_{24}, \alpha_{14}, \alpha_{23,55}, \alpha_{13,55}, \alpha_{25}, \alpha_{15}, \alpha_{25,33}, \alpha_{15,33}, \alpha_{15,23}\}.$$

On the other hand, the antichain $\{\alpha_{13,55}\}$ is associated to the subdiagram (see the right hand side of Figure 3) whose boxes are labelled with the following roots:

$$\{\alpha_{13,55}, \alpha_{15}, \alpha_{15,33}, \alpha_{15,23}\}$$

In particular, note that α_{14} is *not* contained in the subdiagram of the antichain $\{\alpha_{13,55}\}$ since α_{14} is above $\alpha_{13,55}$ (in the sense of overlapping) and *not* to the north/west of it.

To understand why converting the diagram to a digraph by just orienting edges won't work, consider the subdiagrams associated to the following two antichains: $\{\alpha_{24}, \alpha_{55}\}$ and $\{\alpha_{23,55}, \alpha_{44}\}$ (see the left and middle figures in Figure 4). It can be verified that no matter how we orient the edges in Λ_{D_n} , we will not be able to have paths which cut our diagram into two parts giving the associated subdiagrams. Therefore, we must alter the diagram in some way.

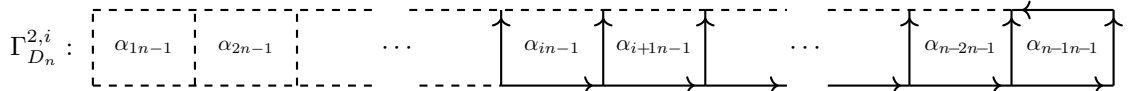
Looking at the diagram for D_5 , we notice that the main issue comes from these overlapping boxes in the middle. To get around this, we construct a new diagram based off the original one. We first split the diagram into four parts:

- The bottom part, denoted by $\Gamma_{D_n}^1$, which contains the boxes to the south of the middle row.
- The middle upper part, denoted by $\Gamma_{D_n}^2$, which contains (multiple instances of) the boxes in the upper section in the middle row.
- The middle lower part, denoted by $\Gamma_{D_n}^3$, which contains (multiple instances of) the boxes in the lower section in the middle row.
- The top part, denoted by $\Gamma_{D_n}^4$, which contains the boxes to the north of the middle row.

We next describe the four diagrams in more detail, give orientations to the edges and describe the edges between the diagrams. The reader is invited to follow along with the example in Figure 5 where, as a reminder, the dashed lines in the diagram imply the edge has been removed and is not part of the digraph.

$\Gamma_{D_n}^1$: The bottom part is a staircase shape which looks like a type A diagram. Therefore we orient all vertical edges north and all horizontal edges east. Finally, we remove the top edges of the diagram.

$\Gamma_{D_n}^2$: Let $\Gamma_{D_n}^2$ consist of $n-1$ disjoint diagrams, where the i th diagram is denoted by $\Gamma_{D_n}^{2,i}$ for $i \in [n-1]$. Then $\Gamma_{D_n}^{2,i}$ is a duplicate of the upper part in the middle row of Shi's diagram. The first $i-1$ vertical edges are removed and the rest are oriented north. The first $i-1$ horizontal edges on the bottom are removed and the rest are oriented east. Finally, the final top horizontal edge is oriented west and the rest are removed. As an example, we have



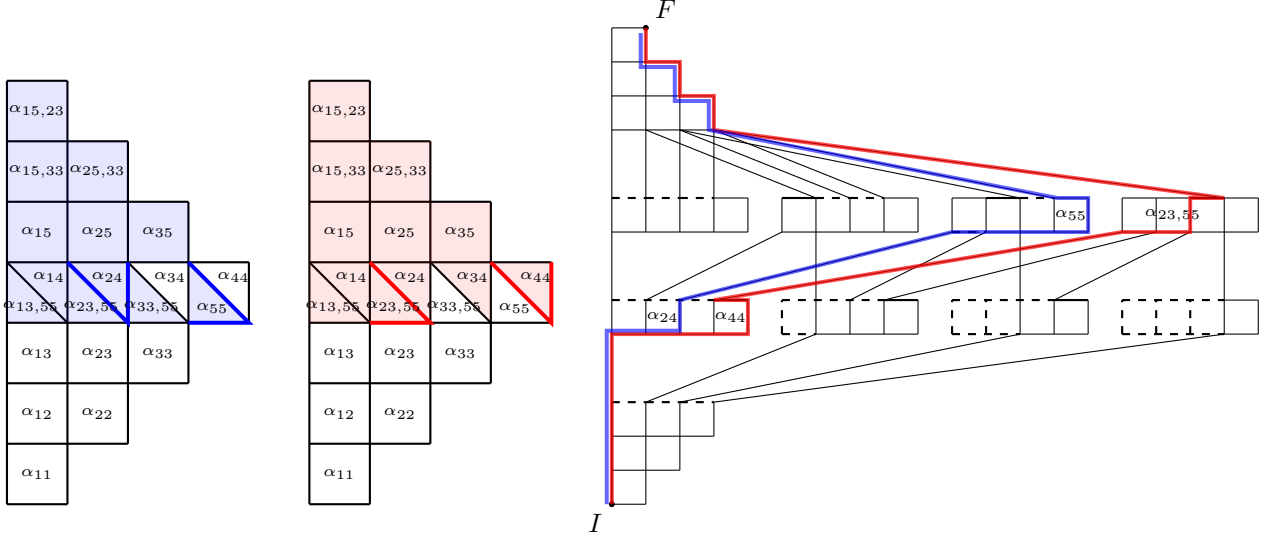
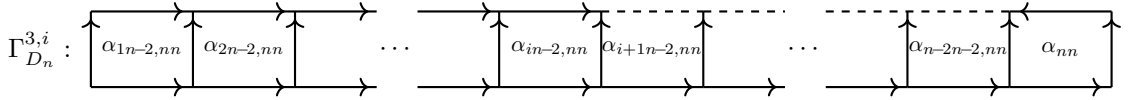


FIGURE 4. The antichains $\{\alpha_{24}, \alpha_{55}\}$ and $\{\alpha_{23,55}, \alpha_{44}\}$ in the root poset D_5 are represented by subdiagrams which are shaded in the diagram Λ_{D_5} . In the graph Γ_{D_5} they correspond to distinct paths, each having exactly two corners.

$\Gamma_{D_n}^3$: As in the previous case, $\Gamma_{D_n}^3$ consists of $n - 1$ disjoint diagrams, where the i th diagram is denoted by $\Gamma_{D_n}^{3,i}$ for $i \in [n - 1]$. Then $\Gamma_{D_n}^{3,i}$ is a duplicate of the lower part in the middle row of Shi's diagram. Every vertical edge is oriented to the north, the bottom edge of each box is oriented to the east, and the final horizontal edge on the top row is oriented to the west. Additionally, we orient the first $i - 1$ horizontal edges on the top row to the east. All other edges are removed. As an example, we have



$\Gamma_{D_n}^4$: The top part is a staircase shape which looks like the top half of a type B diagram. Therefore we orient all vertical edges north, all horizontal edges below the top horizontal edges east, the topmost horizontal edge east and all other top row horizontal edges west as in type B .

Between parts: Finally, we must add directed edges between the different parts in order to make the digraph connected. We do this in the following way.

$\Gamma_{D_n}^1 \rightarrow \Gamma_{D_n}^2$: There are $n - 1$ sink vertices in $\Gamma_{D_n}^1$ (on the top row). Ordering these vertices from 1 to $n - 1$ (left to right), then the i th vertex has a directed edge to the bottom left vertex of the i th box in $\Gamma_{D_n}^{2,i}$.

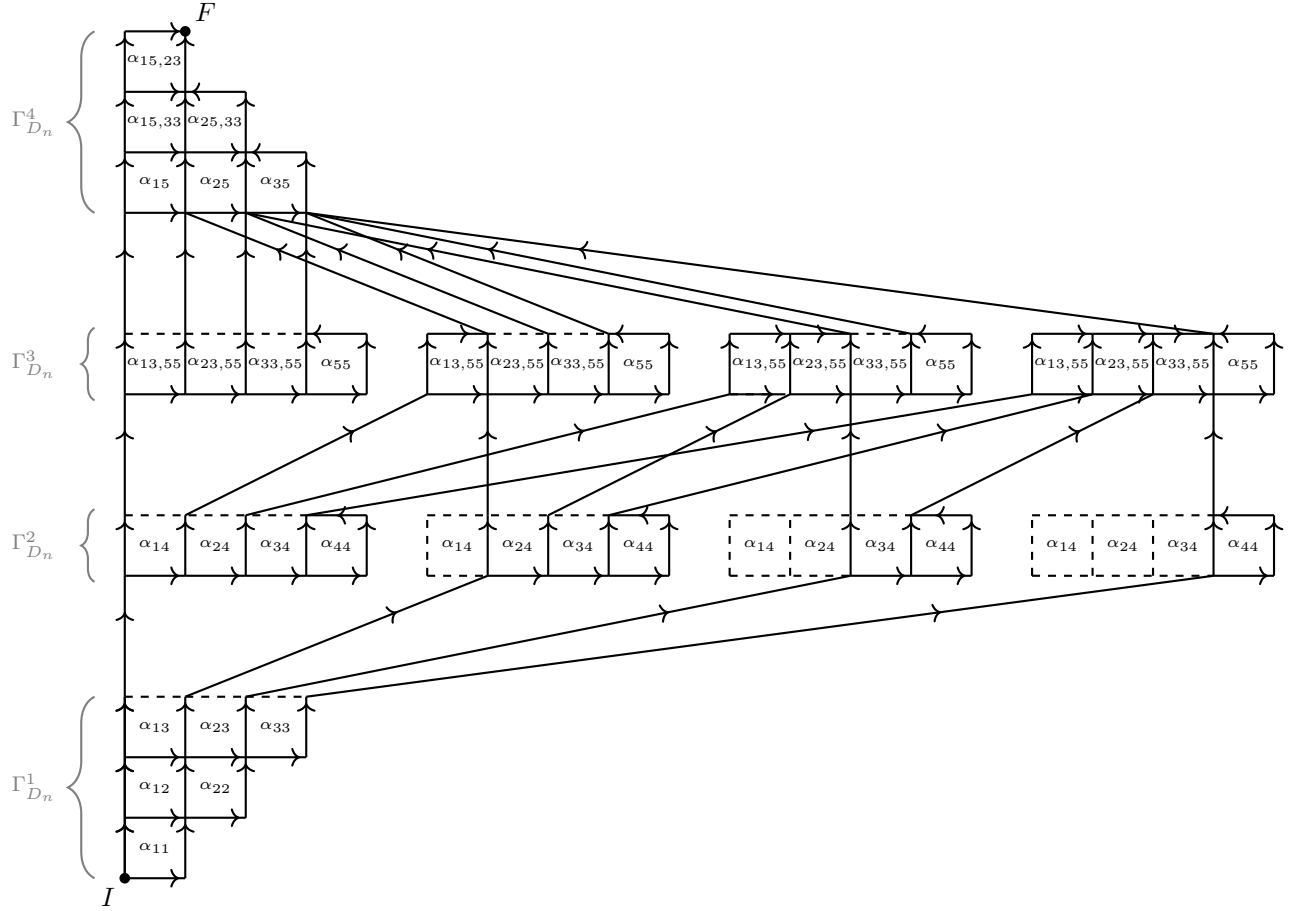
$\Gamma_{D_n}^2 \rightarrow \Gamma_{D_n}^3$: There are $n - i$ sink vertices in $\Gamma_{D_n}^{2,i}$ (on the top row). Ordering these vertices from i to $n - 1$ (left to right), then the j th vertex has a directed edge to the bottom left vertex of the i th box in $\Gamma_{D_n}^{3,j}$.

$\Gamma_{D_n}^3 \rightarrow \Gamma_{D_n}^4$: There are $n - i$ sink vertices in $\Gamma_{D_n}^{3,i}$ (on the top row). Ordering these vertices from i to $n - 1$ (left to right), then the j th vertex has a directed edge to the bottom left vertex of the j th box in $\Gamma_{D_n}^4$.

Then Γ_{D_n} is the (connected) digraph obtained from the above process. As mentioned, an example of Γ_{D_5} is given in Figure 5 and the reader is invited to relook at the example now. As a second example, the paths associated to the two antichains $\{\alpha_{24}, \alpha_{55}\}$ and $\{\alpha_{23,55}, \alpha_{44}\}$ given earlier are in the rightmost figure in Figure 4.

As before, we let I denote the unique source (the vertex whose in-degree is 0) and left F denote the unique sink (the vertex whose out-degree is 0).

Theorem 4.3 *Let Γ_{D_n} be the digraph obtained from the above algorithm. There is a bijection between paths in Γ_{D_n} from I to F and antichains in (Φ^+, \leq) . Moreover, the antichain is precisely the set of roots whose associated corners are subpaths of the given path.*

FIGURE 5. The diagram Γ_{D_5} for the D_5 Shi arrangement.

Proof. By Theorem 4.1, there is a bijection between a subdiagram of Λ_{D_n} and an antichain in the root poset of D_n . We give a bijection between paths in Γ_{D_n} and subdiagrams of Λ_{D_n} which then naturally leads to a bijection with antichains in the root poset of D_n .

Let π be a path from I to F in Γ_{D_n} . We construct the set \mathcal{B} of boxes in Λ_{D_n} in the following way. We break this down by parts for easier readability.

- (1) In $\Gamma_{D_n}^1$, the path can only go east and north. Each time the corner associated to a root α is a subpath of π , then we add the box associated to α into \mathcal{B} in addition to adding every box north and to the west of that box (in Λ_{D_n}). We eventually will hit the i th sink and will be sent to the bottom left vertex of the i th box in $\Gamma_{D_n}^{2,i}$.
- (2) At this point we can only go north or east ensuring any box in $\Gamma_{D_n}^{2,i}$ already contained in \mathcal{B} is to the west of the path. Following the path, at some point we will be forced to go north. If we go east before going north, then we will have a corner associated to a root α as a subpath of π . We then add all boxes to \mathcal{B} which are to the north and to the west of α in Λ_{D_n} (if they are not already in \mathcal{B}). We eventually will hit the j th sink in $\Gamma_{D_n}^{2,i}$ which will send us to the bottom left vertex of the i th box in $\Gamma_{D_n}^{3,j}$.
- (3) As before, all boxes in $\Gamma_{D_n}^{3,j}$ already contained in \mathcal{B} are to the west of the path. Following the path, at some point we will be forced to go north. If we go east before going north, then we will have a corner associated to a root α as a subpath of π . We then add all boxes to \mathcal{B} which are to the north and to the west of α in Λ_{D_n} (if they are not already in \mathcal{B}). We eventually will hit the k th sink where $k \geq i, j$ (since the top row of $\Gamma_{D_n}^{3,j}$ contains $j - 1$ east steps on top). Therefore, going from $\Gamma_{D_n}^{3,j}$ to $\Gamma_{D_n}^4$ we land in the k th box where $k \geq i, j$.
- (4) As we land in the k th box and as we can only go north and east until we hit the top row, we ensure that all boxes to the north/west of the k th box are already contained in \mathcal{B} . Following our path, we will again have corners associated to roots as subpaths of π . Adding all boxes

associated to these roots and all boxes to the north/west of these boxes into \mathcal{B} will then give us the subdiagram desired.

It is clear that reversing the process above allows you to go from a subdiagram to a path by first tracing the boxes in $\Gamma_{D_n}^1$ and then tracing the appropriate boxes in the middle row from $\Gamma_{D_n}^2$ and $\Gamma_{D_n}^3$ followed by adding all additional necessary boxes in $\Gamma_{D_n}^4$. \square

4.5. Exceptional types. It remains to describe the digraphs in the exceptional cases. Unfortunately, Shi in [9] does not describe diagrams associated to any of the exceptional Weyl group. Luckily, Theorem 2.4 holds for *any* finite Weyl group and therefore in the appendix we present digraphs for the exceptional type Weyl groups E_6 , F_4 and G_2 such that the paths are in bijection with the antichains of the associated root poset. The bijections were checked using sagemath [11]. As the roots are more complicated, we set the following notation which is a generalisation of our previous root notation:

$$\alpha_{i_1 j_1, \dots, i_m j_m} = \sum_{n=1}^m \alpha_{i_n j_n}.$$

We leave the following open problems for the exceptional types.

Open Problems Although we have a digraph for type E_6 , digraphs associated to the types E_7 and E_8 Weyl groups are still unknown. As a first open problem we ask what are digraphs for E_7 and E_8 and is there some algorithmic way to generate them given an arbitrary type E Weyl group? This will complete the classification of digraphs for all finite Weyl groups.

Additionally, the digraphs in types D , E and F are “complicated” in the sense that there are many edges. As a second open problem, we ask whether the provided digraphs have a minimal number of edges. In particular, what are (the) minimal digraphs (in the sense of number of edges) that can be used for types D , E and F ? This would allow for simplified formulas for faster calculations of the number of regions in C_w , which, as can already be seen in the type D formula in Lemma 5.10, can get very complicated very quickly. Note that by “minimal number of edges” we allow for vertices with in-degree and out-degree equal to one as these can be trivially removed.

5. ENUMERATING REGIONS IN A WEYL CONE

From the previous section, we now have digraphs associated to most Weyl group such that the paths in the digraph are in bijection with antichains in the root poset. We next tackle the question of *how many* paths are there for a root poset restricted to a Weyl cone. Recall from Theorem 2.4 that there is a bijection between antichains in the subposet $\Phi^+ \setminus N(w^{-1})$ and the Weyl cone C_w . Therefore it suffices to make a bijection between certain paths in our digraphs and antichains in the subposet $\Phi^+ \setminus N(w^{-1})$.

Theorem 5.1 *Let Γ_X be the digraph for a type X Weyl group W where $X \in \{A_n, B_n, C_n, D_n, E_6, F_4, G_2\}$. Let (Φ^+, \leq) be the associated root poset for W . Given an element $w \in W$, then there is a bijection between antichains in the subposet $\Phi^+ \setminus N(w^{-1})$ and paths in Γ_X which do not contain a corner associated to a root in $N(w^{-1})$ as a subpath.*

Proof. For types A , B , C and D , this is a natural corollary of Theorem 2.4, Theorem 4.2 and Theorem 4.3. For types E , F and G , this was verified using sagemath [11]. \square

At first sight this theorem might not seem to give us much new information as we are just converting one problem (antichains) to another problem (paths in a digraph). Luckily, these digraphs are constructed in such a way which makes counting computationally easier.

5.1. Type A . In type A we can associate to each vertex in Γ_{A_n} a coordinate in the \mathbb{Z}^2 -lattice. In particular, we let I be the vertex $(0, 1)$ and F be the vertex $(n, n + 1)$. We make this choice so that every vertex in Γ_{A_n} is associated to a vertex weakly above the main $(x = y)$ diagonal. This allows us to use the following theorem:

Theorem 5.2 ([7, Theorem 10.3.1]) *Let Γ be the infinite digraph of \mathbb{Z}^2 with vertical edges pointing north and horizontal edges pointing east. Label every vertex of Γ by its respective coordinates in \mathbb{Z}^2 . Then*

$$\begin{aligned} \gamma((x_1, y_1) \rightarrow (x_2, y_2) \mid \text{weakly above } x = y) \\ = \begin{cases} \binom{x_2 + y_2 - x_1 - y_1}{y_2 - y_1} - \binom{x_2 + y_2 - x_1 - y_1}{y_2 - x_1 + 1} & \text{if } x_1 \leq x_2 \text{ and } y_1 \leq y_2 \\ 0 & \text{otherwise.} \end{cases} \end{aligned}$$

\square

We set the following notation for space saving purposes:

$$(13) \quad \gamma\left((x_1, y_1) \xrightarrow{y \geq x} (x_2, y_2)\right) := \gamma((x_1, y_1) \rightarrow (x_2, y_2) \mid \text{weakly above } x = y)$$

We can associate the digraph Γ_{A_n} to a subdigraph of the \mathbb{Z}^2 -lattice digraph by placing $I = (0, 1)$ and letting all other edges line up accordingly. Recall that for a root α_i we let v_i^{tr} be the vertex in the top right of its associated box and v_i^{bl} be the vertex of the bottom left. Putting these together gives us the following theorem.

Theorem 5.3 *Let W be a type A Weyl group and, for $w \in W$, let $N(w^{-1}) = \{\alpha_{i_1 j_1}, \dots, \alpha_{i_k j_k}\}$ be the inversion set of its inverse. Then the number of regions in the Weyl cone C_w in the Shi arrangement Shi_Φ is given by:*

$$|C_w| = \det \begin{pmatrix} 1 & \gamma\left(v_2^{tr} \xrightarrow{y \geq x} v_1^{bl}\right) & \cdots & \gamma\left(v_k^{tr} \xrightarrow{y \geq x} v_1^{bl}\right) & \gamma\left(I \xrightarrow{y \geq x} v_1^{bl}\right) \\ \gamma\left(v_1^{tr} \xrightarrow{y \geq x} v_2^{bl}\right) & 1 & \cdots & \gamma\left(v_k^{tr} \xrightarrow{y \geq x} v_2^{bl}\right) & \gamma\left(I \xrightarrow{y \geq x} v_2^{bl}\right) \\ \vdots & \vdots & \ddots & \vdots & \vdots \\ \gamma\left(v_1^{tr} \xrightarrow{y \geq x} v_k^{bl}\right) & \gamma\left(v_2^{tr} \xrightarrow{y \geq x} v_k^{bl}\right) & \cdots & 1 & \gamma\left(I \xrightarrow{y \geq x} v_k^{bl}\right) \\ \gamma\left(v_1^{tr} \xrightarrow{y \geq x} F\right) & \gamma\left(v_2^{tr} \xrightarrow{y \geq x} F\right) & \cdots & \gamma\left(v_k^{tr} \xrightarrow{y \geq x} F\right) & \gamma\left(I \xrightarrow{y \geq x} F\right) \end{pmatrix},$$

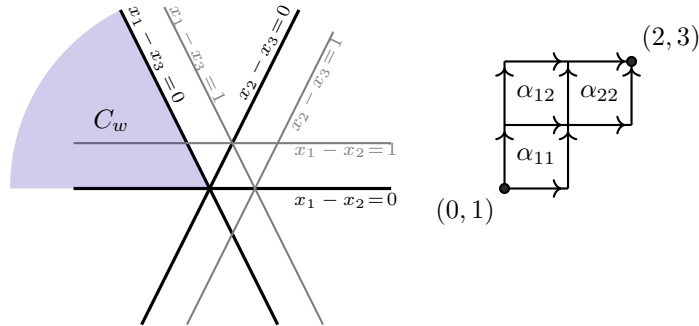
where $I = (0, 1)$, $F = (n, n + 1)$, $v_\ell^{tr} = (i_\ell, j_\ell + 1)$ and $v_\ell^{bl} = (i_\ell - 1, j_\ell)$ and γ is the formula in (13).

Proof. By Theorem 2.4 and Theorem 5.1, the number of regions in C_w is precisely the number of paths from I to F which don't contain corners associated to the roots in $N(w^{-1})$ as subpaths. Letting Π be the corners associated to roots in $N(w^{-1})$, then Π is a collection of non-overlapping paths. By Theorem 3.2 this implies that $|C_w|$ is equal to a determinant. By our choice of $I = (0, 1)$, then we have $F = (n, n + 1)$ and for each $\alpha_{i_\ell j_\ell}$ we have $v_\ell^{tr} = (i_\ell, j_\ell + 1)$ and $v_\ell^{bl} = (i_\ell - 1, j_\ell)$. In other words, all of our paths are precisely paths weakly above the main diagonal, giving

$$\begin{aligned} \gamma(F_i \rightarrow I_j) &= \gamma\left(v_i^{tr} \xrightarrow{y \geq x} v_j^{bl}\right), \\ \gamma(I \rightarrow I_j) &= \gamma\left(I \xrightarrow{y \geq x} v_j^{bl}\right), \\ \gamma(F_i \rightarrow F) &= \gamma\left(v_i^{tr} \xrightarrow{y \geq x} F\right), \text{ and} \\ \gamma(I \rightarrow F) &= \gamma\left(I \xrightarrow{y \geq x} F\right) \end{aligned}$$

as desired. \square

Example 5.4 If $n = 2$ then we have the following Shi arrangement of type A_2 where the thickened hyperplanes are the hyperplanes of the underlying Weyl arrangement. Using the details in Subsection 4.3, the digraph is the digraph Γ_{A_2} associated to the root poset.



Let $w = s_1 s_2$. Then $N(w^{-1}) = \{\alpha \in \Phi^+ \mid \ell(t_\alpha s_2 s_1) < \ell(s_2 s_1) = 2\} = \{\alpha_{22}, \alpha_{12}\}$. Therefore, the number of regions is equal to the number of paths from $(0, 1)$ to $(2, 3)$ which do not have the elements of $N(w^{-1})$ as corners. This means, we want to avoid the paths: $\pi_{\alpha_{12}} : (0, 2) \rightarrow (1, 2) \rightarrow (1, 3)$ and

$\pi_{\alpha_{22}} : (1, 2) \rightarrow (2, 2) \rightarrow (2, 3)$. By Theorem 5.3

$$\begin{aligned}
 |C_w| &= \det \begin{pmatrix} 1 & \gamma\left((2, 3) \xrightarrow{y \geq x} (0, 2)\right) & \gamma\left((0, 1) \xrightarrow{y \geq x} (0, 2)\right) \\ \gamma\left((1, 3) \xrightarrow{y \geq x} (1, 2)\right) & 1 & \gamma\left((0, 1) \xrightarrow{y \geq x} (1, 2)\right) \\ \gamma\left((1, 3) \xrightarrow{y \geq x} (2, 3)\right) & \gamma\left((2, 3) \xrightarrow{y \geq x} (2, 3)\right) & \gamma\left((0, 1) \xrightarrow{y \geq x} (2, 3)\right) \end{pmatrix} \\
 &= \det \begin{pmatrix} 1 & 0 & \binom{0+2-0-1}{2-1} - \binom{0+2-0-1}{2-0+1} \\ 0 & 1 & \binom{1+2-0-1}{2-1} - \binom{1+2-0-1}{2-0+1} \\ \binom{2+3-1-3}{3-3} - \binom{2+3-1-3}{3-1+1} & \binom{2+3-2-3}{3-3} - \binom{2+3-2-3}{3-2+1} & \binom{2+3-0-1}{3-1} - \binom{2+3-0-1}{3-0+1} \end{pmatrix} \\
 &= \det \begin{pmatrix} 1 & 0 & 1 \\ 0 & 1 & 2 \\ 1 & 1 & 5 \end{pmatrix} \\
 &= 2
 \end{aligned}$$

Example 5.5 As a slightly larger example, let $n = 5$ and suppose that $w = s_5 s_2 s_4 s_3 s_1$. Then our paths run from $I = (0, 1)$ to $F = (5, 6)$ allowing only north and east steps, which are weakly above the $y = x$ diagonal.

Our inversion set is given by:

$$N(w^{-1}) = \{\alpha_{11}, \alpha_{33}, \alpha_{34}, \alpha_{13}, \alpha_{35}\}$$

The corners to avoid are given by:

$$\begin{aligned}
 \alpha_{11} &= \alpha_1 : (0, 1) \rightarrow (1, 1) \rightarrow (1, 2) \\
 \alpha_{33} &= \alpha_3 : (2, 3) \rightarrow (3, 3) \rightarrow (3, 4) \\
 \alpha_{34} &= \alpha_3 + \alpha_4 : (2, 4) \rightarrow (3, 4) \rightarrow (3, 5) \\
 \alpha_{13} &= \alpha_1 + \alpha_2 + \alpha_3 : (0, 3) \rightarrow (1, 3) \rightarrow (1, 4) \\
 \alpha_{35} &= \alpha_3 + \alpha_4 + \alpha_5 : (2, 5) \rightarrow (3, 5) \rightarrow (3, 6)
 \end{aligned}$$

Then, the number of regions is given by:

$$\begin{aligned}
 &\det \begin{pmatrix} 1 & \gamma\left((3, 4) \xrightarrow{y \geq x} (0, 1)\right) & \gamma\left((3, 5) \xrightarrow{y \geq x} (0, 1)\right) & \gamma\left((1, 4) \xrightarrow{y \geq x} (0, 1)\right) & \gamma\left((3, 6) \xrightarrow{y \geq x} (0, 1)\right) & \gamma\left((0, 1) \xrightarrow{y \geq x} (0, 1)\right) \\ \gamma\left((1, 2) \xrightarrow{y \geq x} (2, 3)\right) & 1 & \gamma\left((3, 5) \xrightarrow{y \geq x} (2, 3)\right) & \gamma\left((1, 4) \xrightarrow{y \geq x} (2, 3)\right) & \gamma\left((3, 6) \xrightarrow{y \geq x} (2, 3)\right) & \gamma\left((0, 1) \xrightarrow{y \geq x} (2, 3)\right) \\ \gamma\left((1, 2) \xrightarrow{y \geq x} (2, 4)\right) & \gamma\left((3, 4) \xrightarrow{y \geq x} (2, 4)\right) & 1 & \gamma\left((1, 4) \xrightarrow{y \geq x} (2, 4)\right) & \gamma\left((3, 6) \xrightarrow{y \geq x} (2, 4)\right) & \gamma\left((0, 1) \xrightarrow{y \geq x} (2, 4)\right) \\ \gamma\left((1, 2) \xrightarrow{y \geq x} (0, 3)\right) & \gamma\left((3, 4) \xrightarrow{y \geq x} (0, 3)\right) & \gamma\left((3, 5) \xrightarrow{y \geq x} (0, 3)\right) & 1 & \gamma\left((3, 6) \xrightarrow{y \geq x} (0, 3)\right) & \gamma\left((0, 1) \xrightarrow{y \geq x} (0, 3)\right) \\ \gamma\left((1, 2) \xrightarrow{y \geq x} (2, 5)\right) & \gamma\left((3, 4) \xrightarrow{y \geq x} (2, 5)\right) & \gamma\left((3, 5) \xrightarrow{y \geq x} (2, 5)\right) & \gamma\left((1, 4) \xrightarrow{y \geq x} (2, 5)\right) & 1 & \gamma\left((0, 1) \xrightarrow{y \geq x} (2, 5)\right) \\ \gamma\left((1, 2) \xrightarrow{y \geq x} (5, 6)\right) & \gamma\left((3, 4) \xrightarrow{y \geq x} (5, 6)\right) & \gamma\left((3, 5) \xrightarrow{y \geq x} (5, 6)\right) & \gamma\left((1, 4) \xrightarrow{y \geq x} (5, 6)\right) & \gamma\left((3, 6) \xrightarrow{y \geq x} (5, 6)\right) & \gamma\left((0, 1) \xrightarrow{y \geq x} (5, 6)\right) \end{pmatrix} \\
 &= \det \begin{pmatrix} 1 & 0 & 0 & 0 & 0 & \binom{0}{0} - \binom{0}{2} \\ \binom{2}{1} - \binom{2}{3} & 1 & 0 & 0 & 0 & \binom{4}{2} - \binom{4}{4} \\ \binom{3}{2} - \binom{3}{4} & 0 & 1 & \binom{1}{0} - \binom{1}{4} & 0 & \binom{5}{3} - \binom{5}{5} \\ 0 & 0 & 0 & 1 & 0 & \binom{2}{2} - \binom{2}{4} \\ \binom{4}{3} - \binom{4}{5} & 0 & 0 & \binom{2}{1} - \binom{2}{5} & 1 & \binom{6}{4} - \binom{6}{6} \\ \binom{8}{4} - \binom{8}{6} & \binom{4}{2} - \binom{4}{4} & \binom{3}{1} - \binom{3}{4} & \binom{6}{2} - \binom{6}{6} & \binom{2}{0} - \binom{2}{4} & \binom{9}{4} - \binom{9}{7} \end{pmatrix} \\
 &= \det \begin{pmatrix} 1 & 0 & 0 & 0 & 0 & 1 \\ 2 & 1 & 0 & 0 & 0 & 5 \\ 3 & 0 & 1 & 1 & 0 & 9 \\ 0 & 0 & 0 & 1 & 0 & 1 \\ 4 & 0 & 0 & 2 & 1 & 14 \\ 42 & 5 & 3 & 14 & 1 & 132 \end{pmatrix} \\
 &= 38
 \end{aligned}$$

There are many 0 entries in this matrix which makes computations much faster than would be assumed by just looking at Theorem 5.2.

5.2. Type B. The type B case is a little more complex, but we can still make use of Theorem 5.2. To keep all vertices above the main diagonal we let $I = (0, 1)$ as in the type A case. Furthermore, we note that, in view of the way we have directed the edges in the graph Γ_B , the counting for the entries $\gamma(X \rightarrow Y)$ of the corresponding determinant is identical with those in type A unless Y is the final point F .

Indeed, writing down the determinant M_Π (see also (2)) in the special case of the graph Γ_B , one can see that Y is either an initial point of a *corner* of the diagram Λ_{B_n} or $Y = F$. Since the possible initial points of corners are all the lattice points of the diagram Γ_B except those on the lines $x - y = 0, 2n, 2n + 1$ (see Figure 6), we deduce that when $Y \neq F$ the entry $\gamma(X \rightarrow Y)$ is precisely the number of lattice paths from X to Y weakly above the $x = y$ diagonal, as in type A . Therefore, the only time we get something different is when $Y = F = (1, 2n)$, which is the case only for the entries of the bottom row of the matrix M_Π .

We handle the point F in the following way. Let us denote by δ the line $x - y = 2n$ and let F^{D_i} for $i = 0, \dots, n$ be the lattice points of the graph Γ_B on δ from top to bottom, i.e., F^{D_i} is the point $(i, 2n - i)$ (see Figure 6 right). If $X = (a, b)$ is a lattice point of Γ_B on $x - y = 2n$ or $2n + 1$, then there is a unique path from X to F . If $X = (a, b)$ is a point strictly below δ then, in order to compute $\gamma(X \rightarrow F)$, we need to count all paths from X to the points F^{D_0}, \dots, F^{D_n} of δ , since each F^{D_i} subsequently leads to F in a unique way. Therefore we have

$$(14) \quad \gamma((a, b) \rightarrow F) = \gamma\left((a, b) \xrightarrow{y \geq x} F^{D\Sigma}\right) = \begin{cases} \sum_{i=1}^n \gamma\left((a, b) \xrightarrow{y \geq x} F^{D_i}\right) & \text{if } b \neq 2n - a + 1 \\ 1 & \text{if } b = 2n - a + 1 \end{cases}$$

where $D\Sigma$ stands for “diagonal sum”.

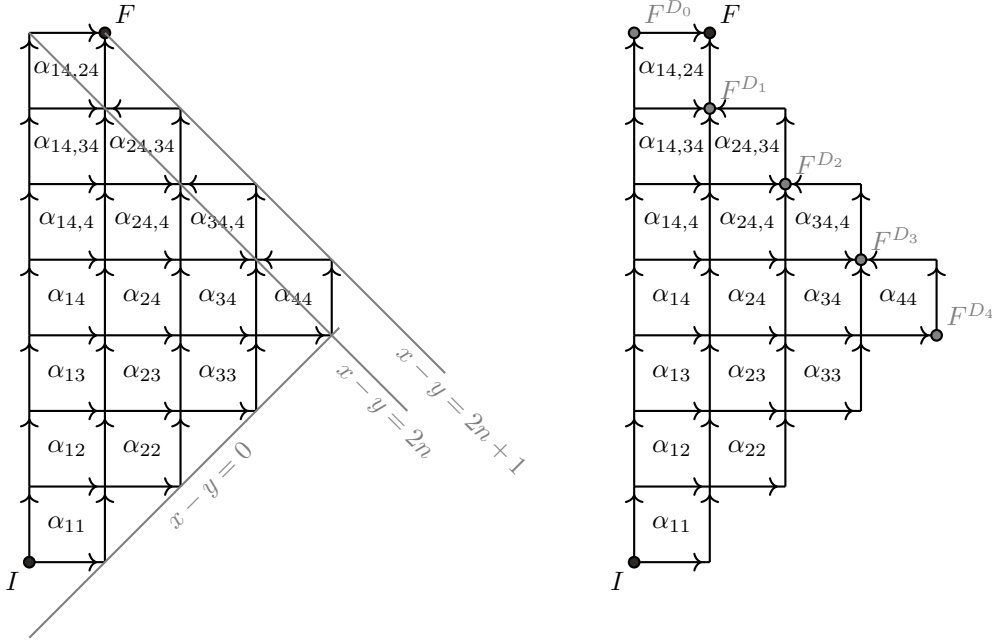


FIGURE 6

Putting these results together, we have the following type B result.

Theorem 5.6 *Let W be a type B Weyl group and, for $w \in W$, let $N(w^{-1}) = \{\alpha_1, \dots, \alpha_k\}$ be its inversion set where α_i are roots in Φ^+ . Then the number of regions in the Weyl cone C_w in the Shi*

arrangement Shi_Φ is given by:

$$|C_w| = \det \begin{pmatrix} 1 & \gamma(v_2^{tr} \xrightarrow{y \geq x} v_1^{bl}) & \cdots & \gamma(v_k^{tr} \xrightarrow{y \geq x} v_1^{bl}) & \gamma(I \xrightarrow{y \geq x} v_1^{bl}) \\ \gamma(v_1^{tr} \xrightarrow{y \geq x} v_2^{bl}) & 1 & \cdots & \gamma(v_k^{tr} \xrightarrow{y \geq x} v_2^{bl}) & \gamma(I \xrightarrow{y \geq x} v_2^{bl}) \\ \vdots & \vdots & \ddots & \vdots & \vdots \\ \gamma(v_1^{tr} \xrightarrow{y \geq x} v_k^{bl}) & \gamma(v_2^{tr} \xrightarrow{y \geq x} v_k^{bl}) & \cdots & 1 & \gamma(I \xrightarrow{y \geq x} v_k^{bl}) \\ \gamma(v_1^{tr} \xrightarrow{y \geq x} F^{D\Sigma}) & \gamma(v_2^{tr} \xrightarrow{y \geq x} F^{D\Sigma}) & \cdots & \gamma(v_k^{tr} \xrightarrow{y \geq x} F^{D\Sigma}) & \gamma(I \xrightarrow{y \geq x} F^{D\Sigma}) \end{pmatrix}$$

where $I = (0, 1)$, $F = (1, 2n)$, $v_\ell^{tr} = (i_\ell, j_\ell + 1)$ and $v_\ell^{bl} = (i_\ell - 1, j_\ell)$ and γ is the formula in (13) and (14).

Proof. By Theorem 2.4 and Theorem 5.1, the number of regions in C_w is precisely the number of paths from I to F which don't contain corners associated to the roots in $N(w^{-1})$ as subpaths.

Letting Π be the corners associated to roots in $N(w^{-1})$, then Π is a collection of non-overlapping paths. By Theorem 3.2 this implies $|C_w|$ is equal to a determinant. By setting $I = (0, 1)$ we have $F = (1, 2n)$ and for $m \in [k]$ we have

$$\begin{aligned} \alpha_{i_m j_m} &: v_m^{tr} = (i_m, j_m + 1) \text{ and } v_m^{bl} = (i_m - 1, j_m), \\ \alpha_{i_m j_m, p_m q_m} &: v_m^{tr} = (i_m, j_m + 1 + (n - p_m)) \text{ and } v_m^{bl} = (i_m - 1, j_m + (n - p_m)) \end{aligned}$$

In other words, all of our paths are precisely paths weakly above the main diagonal, *i.e.*,

$$\begin{aligned} \gamma(F_i \rightarrow I_j) &= \gamma(v_i^{tr} \xrightarrow{y \geq x} v_j^{bl}), \\ \gamma(I \rightarrow I_j) &= \gamma(I \xrightarrow{y \geq x} v_j^{bl}), \\ \gamma(F_i \rightarrow F) &= \gamma(v_i^{tr} \xrightarrow{y \geq x} F^{D\Sigma}), \text{ and} \\ \gamma(I \rightarrow F) &= \gamma(I \xrightarrow{y \geq x} F^{D\Sigma}) \end{aligned}$$

as desired. \square

Remark 5.7 We can simplify $\gamma(X \xrightarrow{y \geq x} F^{D\Sigma})$ to a smaller summation to help speed up computations if desired whenever X is not on the final south east diagonal $x - y = 0$, which is always the case in our matrix. We describe this process in this remark and use it in the following example. By the equation in Theorem 5.2, if $X = (a, b)$ then we only have paths from X to $F^{D^i} = (i, 2n - i)$ if $a \leq i$ and $b \leq 2n - i$. Then we have the following set of equalities.

$$\begin{aligned} \gamma(X \xrightarrow{y \geq x} F^{D\Sigma}) &= \sum_{i=a}^{\min(n, 2n-b)} \gamma((a, b) \xrightarrow{y \geq x} F^{D^i}) \\ &= \sum_{i=a}^{\min(n, 2n-b)} \binom{(2n-i) + i - a - b}{2n-i-b} - \binom{(2n-i) + i - a - b}{2n-i-a+1} \end{aligned}$$

Let $j = 2n - i + i - a - b = 2n - a - b$ and $m = \min(n, 2n - b)$. Furthermore, as $b \geq a$ then we can let $b = a + c$ for $c \in \mathbb{N}$. Then

$$\begin{aligned} \gamma(X \xrightarrow{y \geq x} F^{D\Sigma}) &= \sum_{i=a}^m \binom{j}{j+a-i} - \binom{j}{j+b-i+1} \\ &= \sum_{i=a}^m \binom{j}{j+a-i} - \binom{j}{j+a+c-i+1} \\ &= \sum_{i=a}^m \binom{j}{j+a-i} - \sum_{i=a-c-1}^{m-c-1} \binom{j}{j+a-i} \end{aligned}$$

If $a \leq m - c - 1$ then all terms (weakly) between a and $m - c - 1$ get cancelled. In other words, we have the following final equality:

$$\gamma\left((a, b) \xrightarrow{y \geq x} F^{D\Sigma}\right) = \sum_{i=\max(a, m-c)}^m \binom{j}{j+a-i} - \sum_{i=a-c-1}^{\min(a, m-c)-1} \binom{j}{j+a-i}$$

where $j = 2n - a - b$, $m = \min(n, 2n - b)$ and $c = b - a$.

Example 5.8 Unlike in type A , we'll start with a complex example in type B . Suppose that the type B_4 Weyl group W has presentation such that $(s_1 s_2)^3 = (s_2 s_3)^3 = (s_3 s_4)^4 = e$ and all other simple reflections commute. Then $n = 4$ and letting $w = s_2 s_3 s_4 s_1$ we have

$$N(w^{-1}) = \{\alpha_{11}, \alpha_{44}, \alpha_{34,44}, \alpha_{14,44}\}$$

The corners to avoid are given by:

$$\begin{aligned} \alpha_{11} &= \alpha_1 : (0, 1) \rightarrow (1, 1) \rightarrow (1, 2) \\ \alpha_{44} &= \alpha_4 : (3, 4) \rightarrow (4, 4) \rightarrow (4, 5) \\ \alpha_{34,44} &= \alpha_3 + 2\alpha_4 : (2, 5) \rightarrow (3, 5) \rightarrow (3, 6) \\ \alpha_{14,44} &= \alpha_1 + \alpha_2 + \alpha_3 + 2\alpha_4 : (0, 5) \rightarrow (1, 5) \rightarrow (1, 6) \end{aligned}$$

Then, the number of regions is given by:

$$\det \begin{pmatrix} 1 & \gamma\left((4, 5) \xrightarrow{y \geq x} (0, 1)\right) & \gamma\left((3, 6) \xrightarrow{y \geq x} (0, 1)\right) & \gamma\left((1, 6) \xrightarrow{y \geq x} (0, 1)\right) & \gamma\left((0, 1) \xrightarrow{y \geq x} (0, 1)\right) \\ \gamma\left((1, 2) \xrightarrow{y \geq x} (3, 4)\right) & 1 & \gamma\left((3, 6) \xrightarrow{y \geq x} (3, 4)\right) & \gamma\left((1, 6) \xrightarrow{y \geq x} (3, 4)\right) & \gamma\left((0, 1) \xrightarrow{y \geq x} (3, 4)\right) \\ \gamma\left((1, 2) \xrightarrow{y \geq x} (2, 5)\right) & \gamma\left((4, 5) \xrightarrow{y \geq x} (2, 5)\right) & 1 & \gamma\left((1, 6) \xrightarrow{y \geq x} (2, 5)\right) & \gamma\left((0, 1) \xrightarrow{y \geq x} (2, 5)\right) \\ \gamma\left((1, 2) \xrightarrow{y \geq x} (0, 5)\right) & \gamma\left((4, 5) \xrightarrow{y \geq x} (0, 5)\right) & \gamma\left((3, 6) \xrightarrow{y \geq x} (0, 5)\right) & 1 & \gamma\left((0, 1) \xrightarrow{y \geq x} (0, 5)\right) \\ \gamma\left((1, 2) \xrightarrow{y \geq x} (1, 8)^{D\Sigma}\right) & \gamma\left((4, 5) \xrightarrow{y \geq x} (1, 8)^{D\Sigma}\right) & \gamma\left((3, 6) \xrightarrow{y \geq x} (1, 8)^{D\Sigma}\right) & \gamma\left((1, 6) \xrightarrow{y \geq x} (1, 8)^{D\Sigma}\right) & \gamma\left((0, 1) \xrightarrow{y \geq x} (1, 8)^{D\Sigma}\right) \end{pmatrix}$$

For the diagonal sums, recall that for $(a, b) \rightarrow F^{D\Sigma}$ we have $j = 2n - a - b$, $m = \min(n, 2n - b)$ and $c = b - a$. Calculating the diagonal sums, we have

$$\begin{aligned} \gamma\left((1, 2) \xrightarrow{y \geq x} (1, 8)^{D\Sigma}\right) &= \sum_{i=3}^4 \binom{5}{5+1-i} - \sum_{i=-1}^0 \binom{5}{5+1-i} & (j=5, m=4, c=1) \\ &= \binom{5}{3} + \binom{5}{2} - \binom{5}{7} - \binom{5}{6} \\ &= 10 + 10 - 0 - 0 \\ &= 20 \end{aligned}$$

$$\gamma\left((4, 5) \xrightarrow{y \geq x} (1, 8)^{D\Sigma}\right) = 1$$

$$\gamma\left((3, 6) \xrightarrow{y \geq x} (1, 8)^{D\Sigma}\right) = 1$$

$$\begin{aligned} \gamma\left((1, 6) \xrightarrow{y \geq x} (1, 8)^{D\Sigma}\right) &= \sum_{i=1}^2 \binom{1}{1+1-i} - \sum_{i=-5}^{-4} \binom{1}{1+1-i} & (j=1, m=2, c=5) \\ &= \binom{1}{1} + \binom{1}{0} - \binom{1}{7} - \binom{1}{6} \\ &= 1 + 1 + 0 + 0 \\ &= 2 \end{aligned}$$

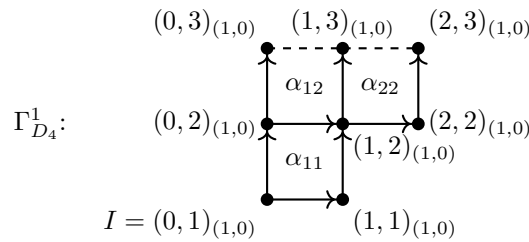
$$\begin{aligned}
 \gamma\left((0,1) \xrightarrow{y \geq x} (1,8)^{D\Sigma}\right) &= \sum_{i=3}^4 \binom{7}{7+0-i} - \sum_{i=-2}^{-1} \binom{7}{7+0-i} \quad (j=7, m=4, c=1) \\
 &= \binom{7}{4} + \binom{7}{3} - \binom{7}{9} - \binom{7}{8} \\
 &= 35 + 35 - 0 - 0 \\
 &= 70
 \end{aligned}$$

Putting this together, we have

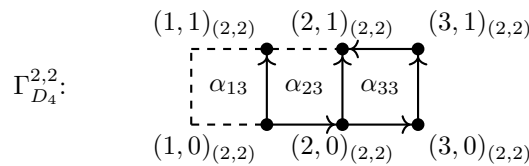
$$\begin{aligned}
 |C_w| &= \det \begin{pmatrix} 1 & 0 & 0 & 0 & \binom{0}{0} - \binom{0}{2} \\ \binom{4}{2} - \binom{4}{4} & 1 & 0 & 0 & \binom{6}{3} - \binom{6}{5} \\ \binom{4}{3} - \binom{4}{5} & 0 & 1 & 0 & \binom{6}{4} - \binom{6}{6} \\ 0 & 0 & 0 & 1 & \binom{4}{4} - \binom{4}{6} \\ 20 & 1 & 1 & 2 & 70 \end{pmatrix} \\
 &= \det \begin{pmatrix} 1 & 0 & 0 & 0 & 1 \\ 5 & 1 & 0 & 0 & 14 \\ 4 & 0 & 1 & 0 & 14 \\ 0 & 0 & 0 & 1 & 1 \\ 20 & 1 & 1 & 2 & 70 \end{pmatrix} \\
 &= 29
 \end{aligned}$$

5.3. Type D . Getting an explicit formula for type D is a little more complex since we can't associate it to a \mathbb{Z}^2 -lattice as in the type A and B cases. This implies we need a different approach for calculating the number of paths. Recall that Γ_{D_n} has four parts where each of the two middle parts have multiple diagrams. We associate to each point of Γ_{D_n} a coordinate (x, y) of the \mathbb{Z}^2 -lattice together with a double index which determines which part of the diagram Γ_{D_n} we are in. More precisely, the first index $u \in \{1, 2, 3, 4\}$ determines which of the four parts $\Gamma_{D_n}^u$ we are considering while in the two middle cases, i.e., when $u = 2$ or 3 , the second index $v = 1, \dots, n-1$ determines which multiple copy we are in. For $u = 1$ or 4 we set the default value $v = 0$, since we have no multiple copies to consider. Altogether, the possible pairs for (u, v) are $(1, 0)$, $(4, 0)$ and $(2, v)$, $(3, v)$ with $v = 1, \dots, n-1$. In what follows, we give examples for the points $(x, y)_{(u,v)}$ for D_4 in each case. We break this down by the different parts of Γ_{D_n} .

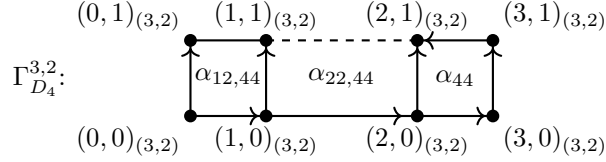
$\Gamma_{D_n}^1$: For all vertices in $\Gamma_{D_n}^1$ we let $u = 1$ and $v = 0$. As $\Gamma_{D_n}^1$ looks like a type A_{n-2} diagram, we let x and y be the type A coordinates associated to each point. In other words, the vertex at the south west of the diagram has $x = 0$ and $y = 1$, i.e., $I = (0, 1)_{(1,0)}$.



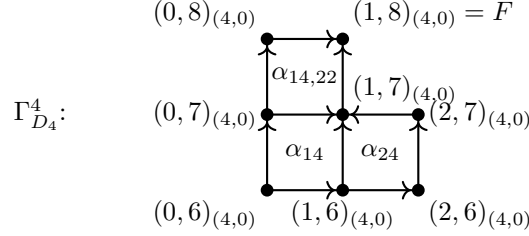
$\Gamma_{D_n}^{2,i}$: For all vertices in $\Gamma_{D_n}^{2,i}$ we let $u = 2$ and $v = i$. We assume we are on a \mathbb{Z}^2 -lattice and place $\Gamma_{D_n}^{2,i}$ so that the bottom left most vertex is at $(i-1, 0)$.



$\Gamma_{D_n}^{3,i}$: For all vertices in $\Gamma_{D_n}^{3,i}$ we let $u = 3$ and $v = i$. We assume we are on a \mathbb{Z}^2 -lattice and place $\Gamma_{D_n}^{3,i}$ so that the bottom left most vertex is at $(0, 0)$.



$\Gamma_{D_n}^4$: For all vertices in $\Gamma_{D_n}^4$ we let $u = 4$ and $v = 0$. As $\Gamma_{D_n}^4$ looks like the top half of a B_{n-2} diagram we “place” $\Gamma_{D_n}^4$ as if it were B_{n-2} . This implies that the south west corner of $\Gamma_{D_n}^4$ would have $x = 0$ and $y = n - 2$. In particular, $F = (1, 2n)_{(4,0)}$.



Additionally, since a particular root might be associated to multiple boxes, when we refer to a root, we will include *all* boxes when describing corners.

Example 5.9 Let us look at the coordinates associated to corners for certain roots in type D_5 in order to understand how the coordinates work. We use Figure 5 for D_5 as a reference. We have the following corners for the following roots:

$$\begin{aligned} \alpha_{22} &: (1, 2)_{(1,0)} \rightarrow (2, 2)_{(1,0)} \rightarrow (2, 3)_{(1,0)} \\ \alpha_{25} &: (1, 3)_{(4,0)} \rightarrow (2, 3)_{(4,0)} \rightarrow (2, 4)_{(4,0)} \\ \alpha_{34} &: (2, 0)_{(2,1)} \rightarrow (3, 0)_{(2,1)} \rightarrow (3, 1)_{(2,1)} \\ &\text{and } (2, 0)_{(2,2)} \rightarrow (3, 0)_{(2,2)} \rightarrow (3, 0)_{(2,2)} \\ &\text{and } (2, 0)_{(2,3)} \rightarrow (3, 0)_{(2,3)} \rightarrow (3, 0)_{(2,3)} \end{aligned}$$

Notice that for α_{34} , since there is no edge below α_{34} in $\Gamma_{D_n}^{2,4}$ there is no fourth corner associated to it.

As we are counting paths using Theorem 3.2, it suffices to find the number of paths that start at either the final point F_i of a corner F_i or I ; and that finish at either the initial point I_i of a corner or F . With this in mind, we calculate $\gamma(V_1 \rightarrow V_2)$ where we let $V_1 = (x_1, y_1)_{(u_1, v_1)}$ and let $V_2 = (x_2, y_2)_{(u_2, v_2)}$. We additionally suppose that V_1 is either I or F_i for some path π_i and V_2 is either F or I_i for some path π_i . We start with $u = 4$ and decrease from there.

First, notice that if $u_2 < u_1$ then $\gamma(V_1 \rightarrow V_2) = 0$. Therefore, we only need to consider when $u_2 \geq u_1$. For ease of notation we set the following notation:

$$\gamma_B((x_1, y_1) \rightarrow (x_2, y_2)) = \begin{cases} \gamma\left((x_1, y_1) \xrightarrow{y \geq x} (x_2, y_2)\right) & \text{if } (x_2, y_2) \neq (1, 2n) \\ \gamma\left((x_1, y_1) \xrightarrow{y \geq x} (x_2, y_2)^{D\Sigma}\right) & \text{if } (x_2, y_2) = (1, 2n) \end{cases}$$

This is the precisely the type B digraph counting formula from earlier where $(x_2, y_2) = (1, 2n)$ is precisely when $V_2 = F$.

$u_1 = 4$: When both V_1 and V_2 are in $\Gamma_{D_n}^4$, then it’s clear that

$$\gamma(V_1 \rightarrow V_2) = \gamma_B((x_1, y_1) \rightarrow (x_2, y_2)).$$

$u_1 = 3$: We suppose $V_1 \in \Gamma_{D_n}^{3, v_1}$. Since V_1 must be a final vertex of a corner then $y_1 = 1$. As $u_2 \geq u_1 = 3$, then $u_2 \in \{3, 4\}$. If $u_2 = 3$, then V_2 must be an initial vertex of a corner implying $y_2 = 0$; forcing $\gamma(V_1 \rightarrow V_2) = 0$. Otherwise, we suppose that $V_2 \in \Gamma_{D_n}^4$. By construction, there is a unique path π from V_1 to $\Gamma_{D_n}^4$ depending on the relationship between x_1 and v_1 . If $x_1 < v_1$ then this unique path π is given by $V_1 \rightarrow (v_1 - 1, 1)_{(3, v_1)} \rightarrow (v_1 - 1, n - 2)_{(4, 0)}$. If $x_1 = n - 1$ then this unique path π is given by $V_1 \rightarrow (n - 2, 1)_{(3, v_1)} \rightarrow (n - 2, n - 2)_{(4, 0)}$. Finally, in all other cases, the unique path π is given by $V_1 \rightarrow (x_1, n - 2)_{(4, 0)}$. Then it suffices to count the number of paths from $F(\pi)$ to V_2 . Putting this

together we have:

$$\gamma(V_1 \rightarrow V_2) = \begin{cases} \gamma_B((v_1 - 1, n - 2) \rightarrow (x_2, y_2)) & \text{if } x_1 < v_1 \\ \gamma_B((x_1, n - 2) \rightarrow (x_2, y_2)) & \text{if } v_1 \leq x_1 < n - 1 \\ \gamma_B((n - 2, n - 2) \rightarrow (x_2, y_2)) & \text{if } x_1 = n - 1 \end{cases}$$

$\mathbf{u}_1 = 2$: We suppose $V_1 \in \Gamma_{D_n}^{2, v_1}$. As in the previous case, we know $y_1 = 1$. Similarly, if $u_2 = 2$ then $\gamma(V_1 \rightarrow V_2) = 0$. Therefore we suppose that $u_2 > u_1$ and we break this into two cases depending on if $u_2 = 3$ or $u_2 = 4$.

If $u_2 = 3$ then $y_2 = 0$ as V_2 must be the initial vertex of a corner in $\Gamma_{D_n}^3$. Since v_1 tells us that $V_1 \in \Gamma_{D_n}^{2, v_1}$ we know by the construction of Γ_{D_n} that there is a unique edge leaving V_1 . This edge goes to $(v_1 - 1, 0)_{(3, x)}$ where $x = \min(x_1 + 1, n - 1)$. Therefore, there is a path to V_2 precisely when $x = v_2$ (or else they're in different diagrams and no path exists) and when $x_2 \geq v_1 - 1$ in which case there is precisely one path to get to V_2 . In other words:

$$\gamma((x_1, 1)_{(2, v_1)} \rightarrow (x_2, 0)_{(3, v_2)}) = \begin{cases} 1 & \text{if } x_2 \geq v_1 - 1 \text{ and } v_2 = \min(x_1 + 1, n - 1) \\ 0 & \text{otherwise} \end{cases}$$

Finally, if $u_2 = 4$, then $V_2 \in \Gamma_{D_n}^4$. As before, there is a unique path from V_1 to $(v_1 - 1, 0)_{(3, v)}$ where $v = \min(x_1 + 1, n - 1)$. In other words,

$$\gamma(V_1 \rightarrow V_2) = \gamma((v_1 - 1, 0)_{(3, v)} \rightarrow V_2).$$

First, we calculate how to get to the bottom row in $\Gamma_{D_n}^4$ from $(v_1 - 1, 0)_{(3, v)}$. In $\Gamma_{D_n}^{3, v}$ recall that the first $v - 1$ horizontal edges on the top row are pointed east and the final edge is pointed west with all other top row edges removed. Since $v_1 - 1 < v$, there is at least one path to $(j, 1)_{(3, v)}$ for all $v_1 - 1 \leq j \leq n - 2$. As $v = \min(x_1 + 1, n - 1)$, we break this into two parts. If $v = n - 1$, then there are $(n - v_1 + 1)$ paths to $(n - 2, 1)_{(3, v)}$. If $v = x_1 + 1 < n - 1$, then there are $(v - v_1 + 1) = (x_1 - v_1 + 2)$ paths to $(j, 1)_{(3, v)}$ whenever $v_1 - 1 \leq j \leq v - 1 = x_1$, there is precisely one path to $(j, 1)_{(3, v)}$ whenever $x_1 = v - 1 < j < n - 2$ and there are two paths to $(j, 1)_{(3, v)}$ whenever $j = n - 2$. From $(j, 1)_{(3, v)}$ there is then a unique path to $(j, n - 2)_{(4, 0)}$. To finish off the count we note that $\gamma((j, n - 2)_{(4, 0)} \rightarrow V_2)$ is then given by $\gamma_B((j, n - 2) \rightarrow (x_2, y_2))$. Putting this altogether, we have

$$\gamma(V_1 \rightarrow V_2) = \begin{cases} (n - v_1 + 1)\gamma_B((n - 2, n - 2) \rightarrow (x_2, y_2)) & \text{if } x_1 \geq n - 2 \\ 2\gamma_B((n - 2, n - 2) \rightarrow (x_2, y_2)) \\ \quad + (x_1 - v_1 + 2)\gamma_B((x_1, n - 2) \rightarrow (x_2, y_2)) \\ \quad + \sum_{i=x_1+1}^{n-3} \gamma_B((i, n - 2) \rightarrow (x_2, y_2)) & \text{if } x_1 < n - 2 \end{cases}$$

$\mathbf{u}_1 = 1$: As a final case, we suppose $V_1 \in \Gamma_{D_n}^4$. Like with the previous cases, we break this down into the four components, with the last component being the most complex.

If $u_2 = 1$, then V_2 is the beginning vertex of a corner. In other words $y_2 \leq n - 2$ and since $\Gamma_{D_n}^1$ is a type A digraph we have

$$\gamma(V_1 \rightarrow V_2) = \gamma\left((x_1, y_1) \xrightarrow{y \geq x} (x_2, y_2)\right).$$

If $u_2 = 2$, then, again, V_2 is the beginning vertex of a corner, *i.e.*, $y_2 = 0$. Since the bottom edges of $\Gamma_{D_n}^{2, v_2}$ are directed east, there is a unique path from $(v_2 - 1, n - 1)_{(1, 0)}$ to V_2 . In other words

$$\gamma(V_1 \rightarrow V_2) = \gamma(V_1 \rightarrow (v_2 - 1, n - 1)_{(1, 0)})$$

But since there are no edges in the top row of $\Gamma_{D_n}^1$, we have:

$$\gamma(V_1 \rightarrow V_2) = \gamma(V_1 \rightarrow (v_2 - 1, n - 2)_{(1, 0)}) = \gamma\left((x_1, y_1) \xrightarrow{y \geq x} (v_2 - 1, n - 2)\right).$$

If $u_2 = 3$, then as before, V_2 is the beginning vertex of a corner, *i.e.*, $y_2 = 0$. Since all the bottom edges of $\Gamma_{D_n}^{3, v_2}$ are directed east, then there is a path to V_2 coming from $\Gamma_{D_n}^2$ for each $0 \leq i \leq \min(x_2, v_2 - 1)$. If $v_2 \neq n - 1$ then each of the i has a unique path to $\Gamma_{D_n}^1$ to the point $(i, n - 1)_{(1, 0)}$. If $v_2 = n - 1$ then each i has two paths to the point $(n - 2, n - 1)_{(1, 0)}$ in $\Gamma_{D_n}^1$. Finally, as in the previous case, since there are no edges in the top row of $\Gamma_{D_n}^1$, we can reduce the y value of all of these points and calculate using

the digraph of type A . In other words:

$$\gamma(V_1 \rightarrow V_2) = \begin{cases} \sum_{i=0}^{\min(x_2, v_2-1)} \gamma\left((x_1, y_1) \xrightarrow{y \geq x} (i, n-2)\right) & \text{if } v_2 \neq n-1 \\ \sum_{i=0}^{\min(x_2, v_2-1)} 2\gamma\left((x_1, y_1) \xrightarrow{y \geq x} (i, n-2)\right) & \text{if } v_2 = n-1 \end{cases}$$

If $u_2 = 4$ then we are in for a treat as we must traverse all four parts of our digraph. We start from V_2 and work our way down. From a bottom vertex $(i, n-2)_{(4,0)}$ in $\Gamma_{D_n}^4$ we have $\gamma_B((i, n-2) \rightarrow (x_2, y_2))$ number of paths where $0 \leq i \leq n-2$. For each i , there are $i+1$ paths to $(i, n-2)_{(4,0)}$ from $\Gamma_{D_n}^3$. In particular, there is a path from $(i, 1)_{(3,j)} \in \Gamma_{D_n}^{3,j}$ to $(i, n-2)_{(4,0)}$ for each $1 \leq j \leq i+1$. For each j , there are $\lambda_{i,j,k}$ paths from $(i, 1)_{(3,j)}$ to $(k, 0)_{(3,j)}$ for $0 \leq k \leq j-1$ where

$$\lambda_{i,j,k} = \begin{cases} 2 & \text{if } i = n-2 \\ 1 & \text{if } n-2 > i > j-1 \\ j-k+1 & \text{if } i = j-1 \end{cases}$$

There is a unique edge from $\Gamma_{D_n}^2$ to $(k, 0)_{(3,j)}$ and this edge originates from $(j-1, 1)_{(2,k+1)}$. If $j-1 \neq n-2$ then there is exactly one path from $(k, 0)_{(2,k+1)}$ to $(j-1, 1)_{(2,k+1)}$, else there are two paths. This is encapsulated in the variable μ_j where

$$\mu_j = \begin{cases} 1 & \text{if } j < n-1 \\ 2 & \text{if } j = n-1 \end{cases}$$

Finally, as there is only one path from $(k, n-2)_{(1,0)}$ to $(k, 0)_{(2,k+1)}$, it suffices to count paths from V_1 to $(k, n-2)_{(1,0)}$. Putting this together gives:

$$(15) \quad \gamma(V_1 \rightarrow V_2) = \sum_{i=0}^{n-2} \sum_{j=1}^{i+1} \sum_{k=0}^{j-1} \mu_j \lambda_{i,j,k} \gamma\left((x_1, y_1) \xrightarrow{y \geq x} (k, n-2)\right) \cdot \gamma_B((i, n-2) \rightarrow (x_2, y_2))$$

Putting this altogether, we have the following lemma.

Lemma 5.10 *Let $V_1 = (x_1, y_1)_{(u_1, v_1)}$ and $V_2 = (x_2, y_2)_{(u_2, v_2)}$ be two vertices in Γ_{D_n} where V_1 is either I or a final point F_i of some path and where V_2 is either F or an initial point I_i of some path. Then*

$$\gamma(V_1 \rightarrow V_2) = \begin{cases} \gamma\left((x_1, y_1) \xrightarrow{y \geq x} (x_2, y_2)\right) & \text{if } u_1 = 1, u_2 = 1 \\ \gamma\left((x_1, y_1) \xrightarrow{y \geq x} (v_2-1, n-2)\right) & \text{if } u_1 = 1, u_2 = 2 \\ \sum_{i=0}^{\min(x_2, v_2-1)} \gamma\left((x_1, y_1) \xrightarrow{y \geq x} (i, n-2)\right) & \text{if } u_1 = 1, u_2 = 3, v_2 \neq n-1 \\ \sum_{i=0}^{\min(x_2, v_2-1)} 2\gamma\left((x_1, y_1) \xrightarrow{y \geq x} (i, n-2)\right) & \text{if } u_1 = 1, u_2 = 3, v_2 = n-1 \\ \gamma_D(V_1 \rightarrow V_2) & \text{if } u_1 = 1, u_2 = 4 \\ 1 & \text{if } u_1 = 2, u_2 = 3, x_2 \geq v_1-1 \text{ and} \\ & \quad v_2 = \min(x_1+1, n-1) \\ (n-v_1+1)\gamma_B((n-2, n-2) \rightarrow (x_2, y_2)) & \text{if } u_1 = 2, u_2 = 4, x_1 \geq n-2 \\ (x_1-v_1+2)\gamma_B((x_1, n-2) \rightarrow (x_2, y_2)) \\ + 2\gamma_B((n-2, n-2) \rightarrow (x_2, y_2)) \\ + \sum_{j=x_1+1}^{n-3} \gamma_B((j, n-2) \rightarrow (x_2, y_2)) & \text{if } u_1 = 2, u_2 = 4, x_1 < n-2 \\ \gamma_B((v_1-1, n-2) \rightarrow (x_2, y_2)) & \text{if } u_1 = 3, u_2 = 4, x_1 < v_1 \\ \gamma_B((x_1, n-2) \rightarrow (x_2, y_2)) & \text{if } u_1 = 3, u_2 = 4, v_1 \leq x_1 < n-1 \\ \gamma_B((n-2, n-2) \rightarrow (x_2, y_2)) & \text{if } u_1 = 3, u_2 = 4, x_1 = n-1 \\ \gamma_B((x_1, y_1) \rightarrow (x_2, y_2)) & \text{if } u_1 = 4, u_2 = 4 \\ 0 & \text{otherwise} \end{cases}$$

where $\gamma_D(V_1 \rightarrow V_2)$ is equal to equation (15).

Due to the nature of this graph, we do not expect an easier formula to appear. Additionally, although this formula might seem complicated and have many cases, algorithmically (using a computer) these are extremely fast to calculate due to the nature of γ_B and γ_A .

Putting this all together, we have the following theorem.

Theorem 5.11 *Let W be a type D Weyl group and, for $w \in W$, let $N(w^{-1}) = \{\alpha_1, \dots, \alpha_k\}$ be its inversion set where α_i are roots in Φ^+ . Let Π be the set of corners*

$$\pi_i = (p-1, q)_{(s,t)} \rightarrow (p, q)_{(s,t)} \rightarrow (p, q+1)_{(s,t)}$$

associated to the root $\alpha_i \in N(w^{-1})$. Then the number of regions in the Weyl cone C_w in the Shi arrangement Shi_Φ is given by:

$$|C_w| = \det \begin{pmatrix} 1 & \gamma(F_2 \rightarrow I_1) & \cdots & \gamma(F_k \rightarrow I_1) & \gamma(I \rightarrow I_1) \\ \gamma(F_1 \rightarrow I_2) & 1 & \cdots & \gamma(F_k \rightarrow I_2) & \gamma(I \rightarrow I_2) \\ \vdots & \vdots & \ddots & \vdots & \vdots \\ \gamma(F_1 \rightarrow I_k) & \gamma(F_2 \rightarrow I_k) & \cdots & 1 & \gamma(I \rightarrow I_k) \\ \gamma(F_1 \rightarrow F) & \gamma(F_2 \rightarrow F) & \cdots & \gamma(F_k \rightarrow F) & \gamma(I \rightarrow F) \end{pmatrix}$$

where $I = (0, 1)_{(1,0)}$, $F = (1, 2n)_{(4,0)}$, $I_i = (p-1, q)_{(s,t)}$, $F_i = (p, q+1)_{(s,t)}$ and γ is the formula in Lemma 5.10.

Proof. This is a corollary of Theorem 3.3 and Lemma 5.10. □

6. NARAYANA NUMBERS

Given a Weyl group of type X , recall that the number of regions in the dominant cone of Shi_Φ of type X is given by the Catalan number of type X . In particular, by Theorem 2.3, the Catalan number of type X is precisely the number of antichains in the root poset of type X . The *Narayana number* $N_{X,k}$ is then the number of antichains with cardinality k in the root poset of type X and the *Narayana polynomial* $N_X(t)$ is the polynomial $\sum N_{X,k} t^k$.

Following the terminology in [5], if P is an arbitrary poset, the *Poincaré number* $\text{Poin}_{P,k}$ is the number of antichains in P with cardinality k and the *Poincaré polynomial* $\text{Poin}_P(t)$ is the polynomial $\sum \text{Poin}_{P,k} t^k$. In this section we give a determinantal formula for the Poincaré polynomial for each subposet Φ_w^+ of Φ^+ . Recalling that the map of Theorem 2.3 bijects antichains to *separating walls*, the Poincaré polynomial gives a refined counting of the Shi regions in the cone C_w , according to the number of separating walls. Notice that in the case of the dominant cone, the Poincaré polynomial coincides with the Narayana one.

6.1. Formula. Given a digraph Γ_W for a Weyl group W recall that the corner associated to a box is a length 2 path which starts from the bottom left vertex v^{bl} , goes to the bottom right vertex v^{br} and terminates at the top right vertex v^{tr} . Given a path $\pi \in \Gamma_W$ from v_1 to v_2 , we let $c(\pi)$ be the number of corners which are subpaths of π .

Although we would like to let the weight of $\gamma(v_1 \rightarrow v_2)$ be equal to $t^{c(\pi)}$ and apply Theorem 3.3, we cannot by our definition of weights. In particular, since $\gamma(v_1 \rightarrow v_2 \rightarrow v_3) = \gamma(v_1 \rightarrow v_2) \cdot \gamma(v_2 \rightarrow v_3)$, if we let $v_1 \rightarrow v_2 \rightarrow v_3$ be some corner, then the left-hand side of this equation gives $\gamma(v_1 \rightarrow v_2 \rightarrow v_3) = t^1$ (as there is one corner) and the right hand side gives $\gamma(v_1 \rightarrow v_2) \cdot \gamma(v_2 \rightarrow v_3) = 1 \cdot 1 = 1$ as an edge can never be a corner and we get $t^1 = 1$. Therefore $t = 1$ and everything breaks down.

It turns out that even though we can't define $\text{wt}(\pi) = t^{c(\pi)}$, we can still count the number of corners in an identical way to Theorem 3.3. For this we show that, due to our particular choice of non-overlapping paths, a version of Theorem 3.3 where we count the number of corners still holds. In the following, we let

$$\gamma'(v_1 \rightarrow v_2) = \sum_{\pi \in \{\pi \mid I(\pi)=v_1, F(\pi)=v_2\}} t^{c(\pi)}.$$

We define $\gamma'(v_1 \rightarrow v_2 \mid \text{some property})$ in a similar way following Subsection 3.2.

Theorem 6.1 *Let Γ_W be the digraph associated to a Weyl group W and let $\Pi = \{\pi_1, \dots, \pi_n\}$ be a collection of corners. Consider the $(n+1) \times (n+1)$ matrix*

$$M_\Pi = \begin{pmatrix} \gamma'(I_1 \rightarrow I_1) & \gamma'(I_2 \xrightarrow{\pi_2} F_2 \rightarrow I_1) & \cdots & \gamma'(I_n \xrightarrow{\pi_n} F_n \rightarrow I_1) & \gamma'(I \rightarrow I_1) \\ \gamma'(I_1 \xrightarrow{\pi_1} F_1 \rightarrow I_2) & \gamma'(I_2 \rightarrow I_2) & \cdots & \gamma'(I_n \xrightarrow{\pi_n} F_n \rightarrow I_2) & \gamma'(I \rightarrow I_2) \\ \vdots & \vdots & \ddots & \vdots & \vdots \\ \gamma'(I_1 \xrightarrow{\pi_1} F_1 \rightarrow I_n) & \cdots & \cdots & \gamma'(I_n \rightarrow I_n) & \gamma'(I \rightarrow I_n) \\ \gamma'(I_1 \xrightarrow{\pi_1} F_1 \rightarrow F) & \gamma'(I_2 \xrightarrow{\pi_2} F_2 \rightarrow F) & \cdots & \gamma'(I_n \xrightarrow{\pi_n} F_n \rightarrow F) & \gamma'(I \rightarrow F) \end{pmatrix}$$

$$= \begin{pmatrix} 1 & t \cdot \gamma'(F_2 \rightarrow I_1) & \cdots & t \cdot \gamma'(F_n \rightarrow I_1) & \gamma'(I \rightarrow I_1) \\ t \cdot \gamma'(F_1 \rightarrow I_2) & 1 & \cdots & t \cdot \gamma'(F_n \rightarrow I_2) & \gamma'(I \rightarrow I_2) \\ \vdots & \vdots & \ddots & \vdots & \vdots \\ t \cdot \gamma'(F_1 \rightarrow I_n) & t \cdot \gamma'(F_2 \rightarrow I_n) & \cdots & 1 & \gamma'(I \rightarrow I_n) \\ t \cdot \gamma'(F_1 \rightarrow F) & t \cdot \gamma'(F_2 \rightarrow F) & \cdots & t \cdot \gamma'(F_n \rightarrow F) & \gamma'(I \rightarrow F) \end{pmatrix}.$$

Then $\gamma'(I \rightarrow F \mid \text{has no subpath in } \Pi) = \det(M_\Pi)$.

Proof. Just as with Theorem 3.3, the proof of this theorem is almost identical to Theorem 3.2 with a few minor changes. As in the previous two theorems, for the matrix M_Π , we let

$$a_{ij} = \begin{cases} \gamma'(I_1 \rightarrow I_1) & \text{for } 1 \leq i = j \leq n \\ \gamma'(I_j \xrightarrow{\pi_j} F_j \rightarrow I_i) & \text{for } 1 \leq i \neq j \leq n \\ \gamma'(F_j \rightarrow F) & \text{for } 1 \leq j \leq n \text{ and } i = n+1 \\ \gamma'(I \rightarrow I_i) & \text{for } 1 \leq i \leq n \text{ and } j = n+1 \\ \gamma'(I \rightarrow F) & \text{for } i = j = n+1 \end{cases}$$

where a_{ij} is the entry in the i th row and the j th column.

It can be verified that

$$\gamma'(v_1 \xrightarrow{\pi_1} v_2 \xrightarrow{\pi_2} v_3) = \gamma'(v_1 \xrightarrow{\pi_1} v_2) \cdot \gamma'(v_2 \xrightarrow{\pi_2} v_3)$$

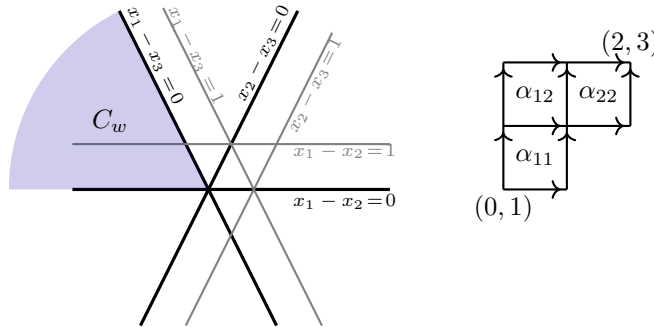
if and only if π_1 does not end in an east step or if π_2 does not start with a north step. This falls naturally since γ' is counting the number of corners and a corner is precisely a length 2 subpath which is an east step followed by a north step. Since every corner $\pi \in \Pi$ starts with an east step and ends in an north step, we have

$$\gamma'(I_i \xrightarrow{\pi_i} F_i \rightarrow V) = \gamma'(I_i \xrightarrow{\pi_i} F_i) \cdot \gamma'(F_i \rightarrow V) = t \cdot \gamma'(F_i \rightarrow V)$$

where either $V = F$ or $V = I_j$ for some j .

The rest of the proof stays identical. \square

Example 6.2 Consider again the cone in Examples 5.4. We count paths which do not contain the corners α_{12} or α_{22} , according to their number of corners.



In view of Theorem 6.1, we have

$$\begin{aligned}
|C_w| &= \det \begin{pmatrix} 1 & t\gamma' \left((2, 3) \xrightarrow{y \geq x} (0, 2) \right) & \gamma' \left((0, 1) \xrightarrow{y \geq x} (0, 2) \right) \\ t\gamma' \left((1, 3) \xrightarrow{y \geq x} (1, 2) \right) & 1 & \gamma' \left((0, 1) \xrightarrow{y \geq x} (1, 2) \right) \\ t\gamma' \left((1, 3) \xrightarrow{y \geq x} (2, 3) \right) & t\gamma' \left((2, 3) \xrightarrow{y \geq x} (2, 3) \right) & \gamma' \left((0, 1) \xrightarrow{y \geq x} (2, 3) \right) \end{pmatrix} \\
&= \det \begin{pmatrix} 1 & 0 & 1 \\ 0 & 1 & 1+t \\ t & t & 1+3t+t^2 \end{pmatrix} \\
&= 1+t
\end{aligned}$$

Remark 6.3 We remark here that in the type A case the generating polynomials appearing in the determinant of Theorem 6.1 can be computed using [7, Theorem 10.14.1] which states that all lattice paths from (a, b) to (c, d) weakly above $x = y$ with exactly ℓ corners are given by $\binom{d-b}{\ell} \binom{c-a}{\ell} - \binom{d-a-1}{\ell-1} \binom{c-b+1}{\ell+1}$. It would be interesting to find such a refined enumeration for paths in the graphs of type B and D .

REFERENCES

- [1] Drew Armstrong, Victor Reiner, and Brendon Rhoades. “Parking spaces”. In: *Advances in Mathematics* 269 (2015), pp. 647–706. ISSN: 0001-8708. DOI: <https://doi.org/10.1016/j.aim.2014.10.012>.
- [2] Christos A. Athanasiadis. “Generalized Catalan Numbers, Weyl Groups and Arrangements of Hyperplanes”. In: *Bulletin of the London Mathematical Society* 36.3 (2004), pp. 294–302. DOI: <https://doi.org/10.1112/S0024609303002856>.
- [3] Anders Bjorner and Francesco Brenti. *Combinatorics of Coxeter Groups*. en. Graduate Texts in Mathematics. Berlin, Germany: Springer, Oct. 2010.
- [4] Frederic Chapoton. *Antichains of positive roots and Heaviside functions*. 2003. DOI: 10.48550/ARXIV.MATH/0303220. URL: <https://arxiv.org/abs/math/0303220>.
- [5] Galen Dorpalen-Barry and Christian Stump. *Shi arrangements restricted to Weyl cones*. 2022. DOI: 10.48550/ARXIV.2204.05829. URL: <https://arxiv.org/abs/2204.05829>.
- [6] James E Humphreys. *Cambridge studies in advanced mathematics: Reflection groups and coxeter groups series number 29*. Cambridge, England: Cambridge University Press, June 2012.
- [7] Christian Krattenthaler. “Lattice Path Enumeration”. In: *Handbook of Enumerative Combinatorics*. Ed. by Miklos Bona. 1st ed. Chapman and Hall, 2015. Chap. 10, pp. 589–678.
- [8] Bernt Lindström. “On the Vector Representations of Induced Matroids”. In: *Bulletin of the London Mathematical Society* 5.1 (1973), pp. 85–90. DOI: <https://doi.org/10.1112/blms/5.1.85>.
- [9] Jian-Yi Shi. “The number of \oplus -sign types”. In: *Quart. J. Math. Oxford* 48.1 (1997), pp. 93–105. DOI: <https://doi.org/10.1093/qmath/48.1.93>.
- [10] Richard P Stanley. *Cambridge studies in advanced mathematics enumerative combinatorics: Series number 49: Volume 1*. 2nd ed. Cambridge, England: Cambridge University Press, Dec. 2011.
- [11] The Sage Developers. *SageMath, the Sage Mathematics Software System (Version 9.8)*. <https://www.sagemath.org> 2023.

(A. Dermenjian) UNIVERSITY OF MANCHESTER
Email address, A. Dermenjian: aram.dermenjian.math@gmail.com

(E. Tzanaki) UNIVERSITY OF CRETE, GREECE
Email address, E. Tzanaki: etzanaki@uoc.gr

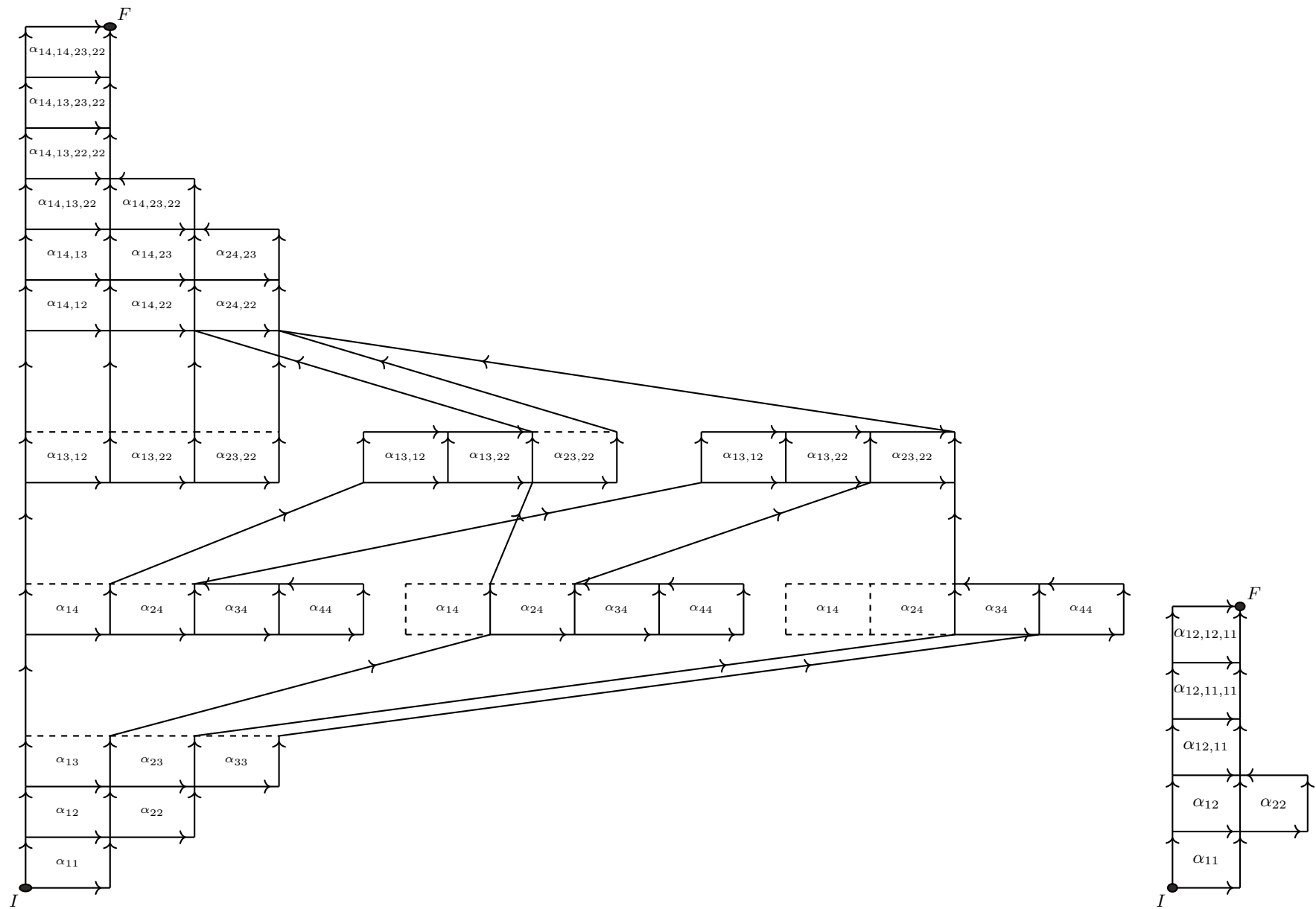


FIGURE 7. On the left is the diagram Γ_{F_4} for the F_4 Shi arrangement and on the right is the diagram Γ_{G_2} for the G_2 Shi arrangement.

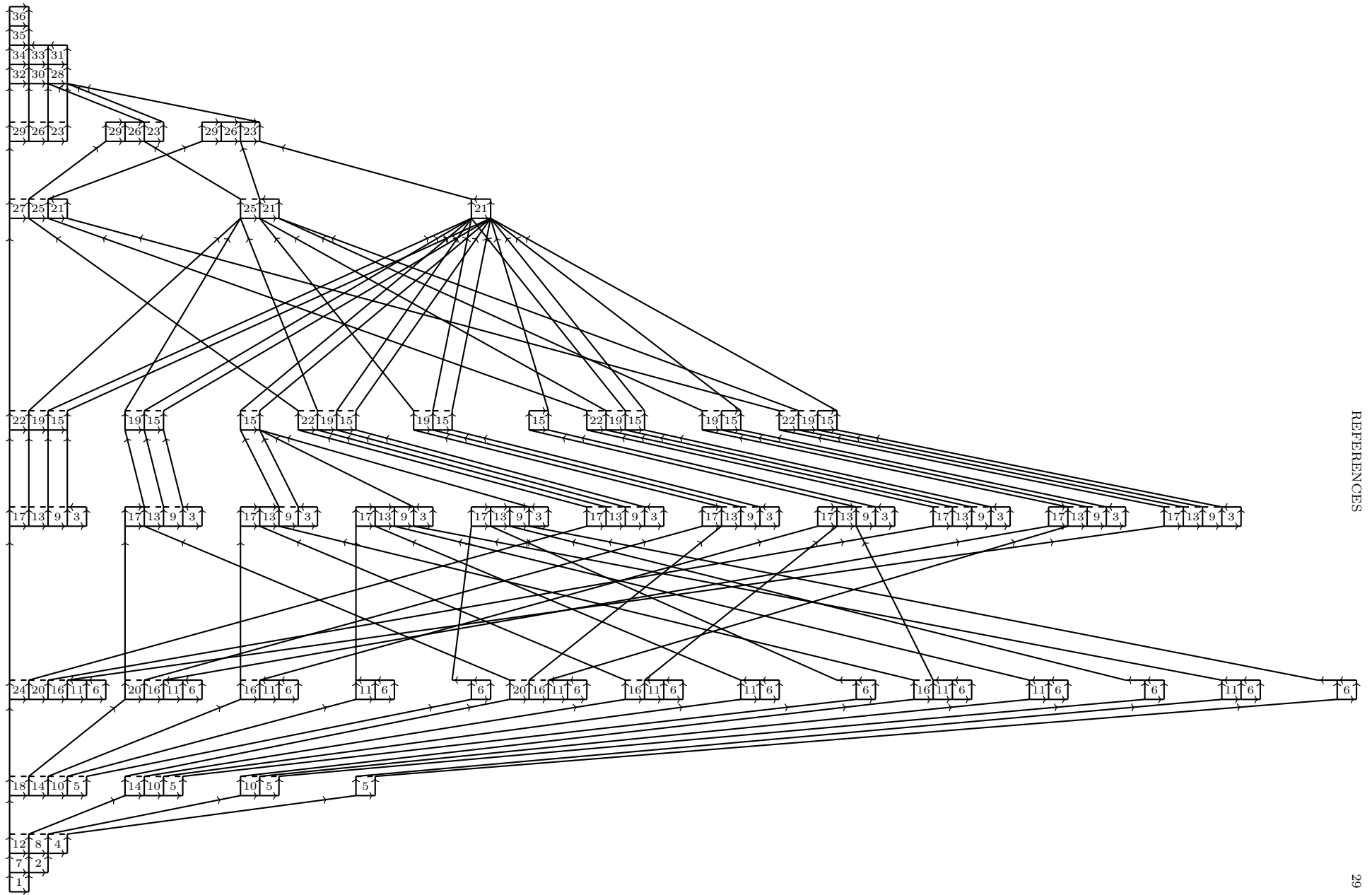


FIGURE 8. The diagram Γ_{E_6} for the E_6 Shi arrangement. The number represent the different roots found in Figure 9.

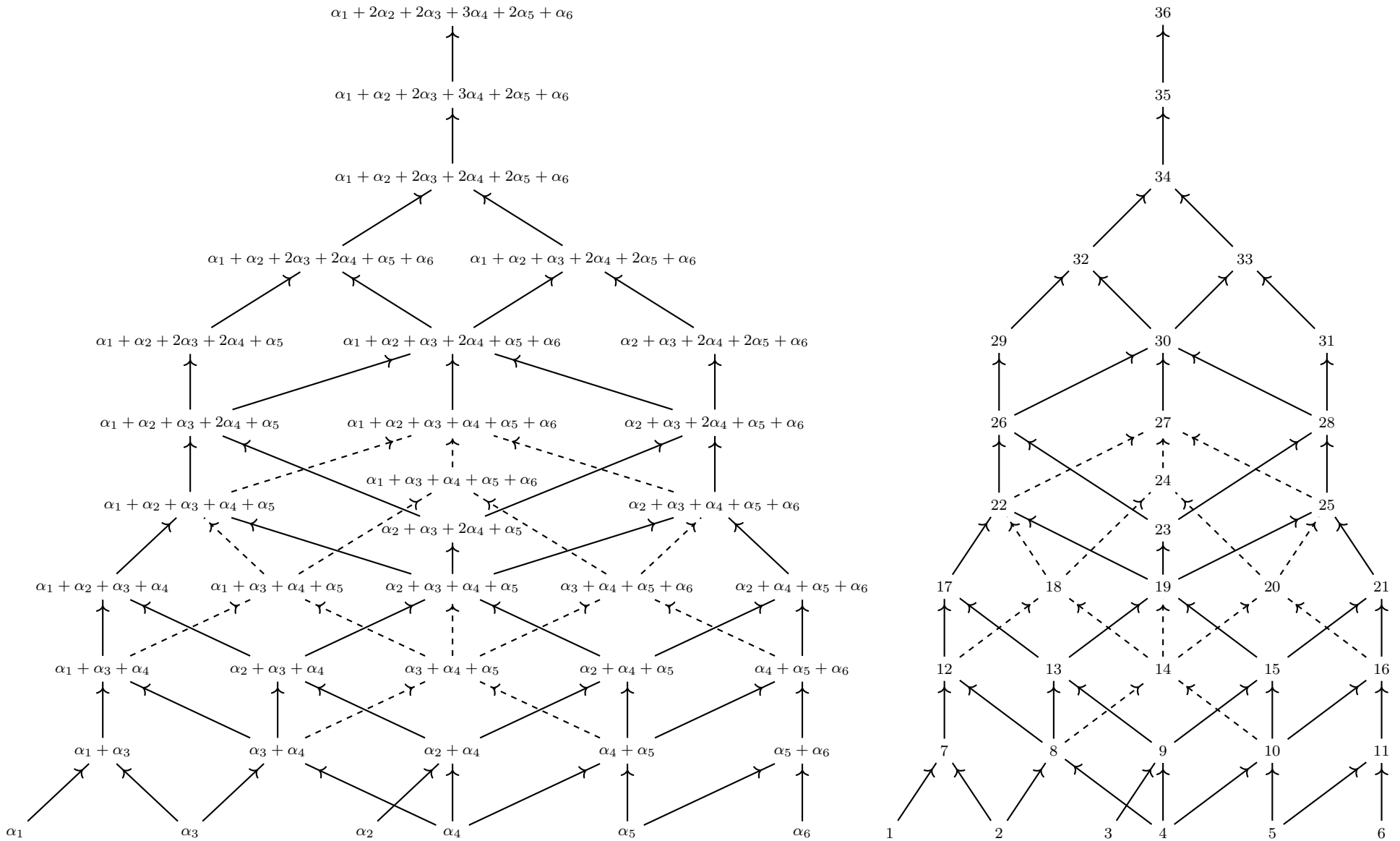


FIGURE 9. The figure on the left is the root poset labelled by roots while the figure on the right is the root poset labelled by numbers as associated with Figure 8.