

This Is a Local Domain: On Amassing Country-Code Top-Level Domains from Public Data

Raffaele Sommese
University of Twente
r.sommese@utwente.nl

Roland van Rijswijk-Deij
University of Twente
r.m.vanrijswijk@utwente.nl

Mattijs Jonker
University of Twente
m.jonker@utwente.nl

ABSTRACT

Domain lists are a key ingredient for representative censuses of the Web. Unfortunately, such censuses typically lack a view on domains under country-code top-level domains (ccTLDs). This introduces unwanted bias: many countries have a rich local Web that remains hidden if their ccTLDs are not considered. The reason ccTLDs are rarely considered is that gaining access – if possible at all – is often laborious. To tackle this, we ask: what can we learn about ccTLDs from public sources? We extract domain names under ccTLDs from 6 years of public data from Certificate Transparency logs and Common Crawl. We compare this against ground truth for 19 ccTLDs for which we have the full DNS zone. We find that public data covers 43%-80% of these ccTLDs, and that coverage grows over time. By also comparing port scan data we then show that these public sources reveal a significant part of the Web presence under a ccTLD. We conclude that in the absence of full access to ccTLDs, domain names learned from public sources can be a good proxy when performing Web censuses.

CCS CONCEPTS

• **Networks** → **Naming and addressing**; *Public Internet*; • **Information systems** → *Data extraction and integration*.

KEYWORDS

Domain Names, Country Zones, ccTLDs, Public Data, Coverage

1 INTRODUCTION

The Web is studied for a multitude of reasons. A common starting point for such studies is a list of domain names. These can be so-called top lists of popular domains [13], or lists of domain names extracted from the DNS zone files for top-level domains (TLDs). The latter are a particularly valuable source, as TLD zone files give a comprehensive view on a well-defined part of the name space. For so-called *generic* TLDs (gTLDs), such as the well-known triad of .com, .net and .org, but also more recent additions such as .berlin or .shop, these zone files can be obtained through a process defined by ICANN. By agreeing to a set of guidelines on not disclosing significant parts of these zone files to the public, users of ICANN’s Centralized Zone Data Service can download these zone files and use them for various purposes including research.

The Web, however, extends well beyond the generic TLDs. Country-code top-level domains (ccTLDs) are TLDs specific to a country, and often represent a large part of the local Web [3]. Unfortunately, gaining access to domain lists for ccTLDs is nowhere near as easy as gaining access to gTLDs. If access is possible at all, the process is often laborious and requires lengthy personal interactions with the governing body of the ccTLD and the signing of restrictive contracts. As a consequence, domains in ccTLDs are understudied,

and studies that do exist are often incomplete, limiting themselves to a handful of ccTLDs researchers have gained access to. Some researchers resort to the use of commercially available domain lists, but the provenance and reliability of these lists is unknown. The root of this problem is that ccTLD governance is not under ICANN’s purview, but instead a matter of local policy [12]. Yet studying “the Web” while omitting ccTLDs leads to unwanted bias, as Web domains under ccTLDs often reflect a rich local or regional ecosystem [3, 19]. In fact, historians argue that the Web is now so ingrained in our culture, that it must be archived for posterity. Yet they run into the same challenges as network and security researchers if they want to archive national Web collections [4].

To address this issue, we turn to alternative sources: public datasets that contain significant numbers of domain names. Specifically, we look at two sources: Certificate Transparency (CT) logs [6] and Common Crawl [16] data. Based on longitudinal datasets covering the six years from 2017 to 2023, we extract second-level domains (SLDs) registered under 19 ccTLDs. We then compare this to ground truth data (full domain lists) which we obtain from the OpenINTEL project [17], to establish to what extent and how timely public data sources cover the full list of names in these ccTLDs. Then, we take a recent snapshot and use port scan data to look at the extent to which data from public sources covers domains with hosts that have port 80 (HTTP) and 443 (HTTPS) open compared to the full list of domains in the ccTLD. This leads to the following contributions:

- We show that public data sources can cover 43%-80% of all names in 19 ccTLDs, and show that coverage grows over time.
- We break down what the individual public data sources contribute and show that while CT logs offer a solid basis, adding Common Crawl data can increase coverage by up to 11 percentage points.
- Using port scan data, we demonstrate that domain lists from public sources provide substantial coverage of domains with an active Web presence.
- We analyse the timeliness of public data sources and show that 60% of newly registered domains appear in CT logs within a day of registration, and 80% show up within five days.
- As there are over 300 ccTLDs in existence, we validate our coverage against gTLDs (for which we also have full domain lists) and find a comparable coverage range.

Our results show that in the absence of access to full domain lists for ccTLDs, data from public sources may serve as a good proxy for active Web domains. More importantly, coverage is steadily growing, in step with the increasing use of TLS [10], which in turn requires domain owners to request certificates that thanks to browser enforcement are now almost universally recorded in public CT logs. This paves the way for future studies that encompass the Web in full, including a local and regional view.

2 METHODOLOGY AND DATA

In this section we introduce the data sources from which we amass domain names as well as the ground truth dataset that we use specifically for this paper. We then detail our approach to using these datasets to study coverage.

2.1 Amassing Domain Names

We amass domain names from two publicly available and diverse data sources: *CT logs* and *Common Crawl*. We selected these particular sources because of their sustained availability and scale.

CT Logs – Certificate Transparency (CT) is a protocol that enables the logging of TLS certificates for monitoring and auditing purposes [6]. Using CT, certificate authorities (CAs) record issued certificates in so-called certificate logs. These public, append-only logs can be monitored by virtually anyone, so as to audit CA activity and to pick up on the issuance of suspect certificates. Various parties operate CT logs, including CAs such as Let’s Encrypt and DigiCert, and browser vendors such as Google. Leading browser vendors also require TLS certificates to appear in a log. Since 2018, both Apple and Google require newly issued certificates to be logged in CT logs. Given that the combined market share of Apple and Google (including Chromium-based browsers) is approaching 95%,¹ CAs are effectively forced to log certificates intended for use in HTTPS in multiple CT logs (both Apple [2] and Google’s [8] policy require recording in multiple logs). Interestingly, the CA/Browser (CAB) forum has – to date – not adopted CT as a mandatory practice.

We established a pipeline to scrape CT logs and continually collect and store TLS certificates from CT logs in active operation. At present, this dataset covers a total of 38 different CT logs and many billions of unique certificates contained collectively therein. The Common Name and Subject Alternative Name attributes of X.509 certificates (can) contain domain names. By surveying these attributes, we can garner scores of domain names from CT logs.

Common Crawl – Common Crawl is a nonprofit organization that builds and maintains a sizable, open repository of Web crawl data, offering years and petabytes of Web page data. The Common Crawl data lives in Amazon S3 as part of Amazon’s Open Data Sponsorship Program and is free for anyone to access. Crawls are seeded from a set of candidate domain names and the crawler follows links leading to other pages. Crawls are performed approximately every one to two months and contain raw Web page data, metadata and text extractions, among others. Relevant to our work, crawls accumulate many tens of millions of registered domain names that one can extract from the so-called URL index.

2.2 Consolidated Dataset of Names

For this paper, we create a consolidated dataset using domain names amassed from CT log and Common Crawl data. Next to their sustained availability and scale, we also consider that these two sources will complement one another. The reason we consider them as complementary is that they collect their source materials through independent, disjoint processes. We hypothesize that this makes it likely that the number of distinct domains in a union of both sources is larger than in each data source individually.

¹<https://gs.statcounter.com/browser-market-share>

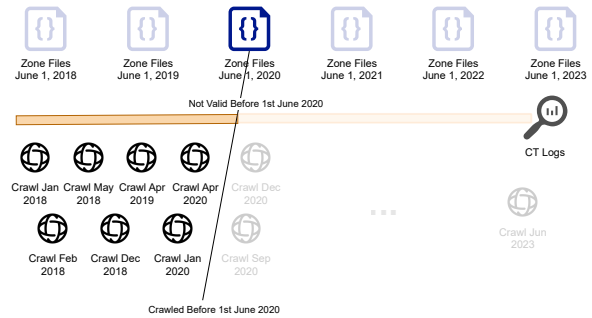


Figure 1: Example representation of our methodology for analyzing coverage considering the 1st of June 2020.

From CT log data we consider all logged certificates with a validity starting from 2017. This selection spans 5.6 billion unique certificates, from which we extract 390 million unique registered domain names (i.e., TLD+1) in total. For Common Crawl we consider data for crawl snapshots dated between June 2017 and June 2023 (inclusive). There are 58 such snapshots, collectively accounting for 127 million registered domain names. The combined total number of unique registered domain names in our consolidated dataset is 430 million.

2.3 Ground truth from ccTLD Zones

We need a baseline of ccTLD zones to investigate the extent to which domain names amassed from CT log and Common Crawl data cover ccTLD zones. As ground truth, we leverage data from the OpenINTEL project [17]. OpenINTEL is a large-scale, active DNS measurement platform. Its (forward) DNS measurement is primarily seeded using zone files, which are obtained under sharing agreements with registries. This measurement covers around 65% of the global DNS namespace. Notably and relevant to our study, OpenINTEL covers 19 of the over 300 ccTLDs in existence. The ccTLDs that OpenINTEL covers are: .at, .ca, .ch, .co, .dk, .ee, .fi, .fr, .gt, .li, .na, .nl, .nu, .ru, .se, .sk, .su, .us, and .pф. Two of these ccTLDs are among the global Top 10 rank of ccTLDs (.nl and .ru) [5]. Our ground truth dataset spans from 2018 until 2023 and covers 51 million ccTLD domain names in total.

2.4 Quantifying Coverage

Our methodology for analyzing coverage is as follows. We consider the consolidated dataset of ccTLD domain names from CT logs and Common Crawl data (see Section 2.2), and our ground truth dataset based on ccTLD zones from OpenINTEL (see Section 2.3). Our consolidated dataset contains, in addition to amassed domain names, various metadata. In particular, we also extract, where applicable, certificate validity start and end timestamps, the names of CT logs in which certificates were recorded, and crawl IDs and dates. To conduct our longitudinal analysis, we cross-reference names amassed from the public data sources against ground truth on a yearly basis. We choose a yearly frequency based on the fact that domain names normally have a lifespan of at least one year [1]. We pick the first of June as cut-off point for our analysis every year. For the yearly baseline comparison, we consider from the consolidated dataset

all ccTLD domains with a certificate validity start date prior to the analysis date across all CT logs, as well as all domains crawled by Common Crawl before June 1st. Figure 1 illustrates the example of coverage analysis for June 1st, 2020. From the CT logs we consider any domain name from a certificate with a validity date prior to June 1st and from Common Crawl any name we learned from crawl data preceding June 1st, 2020. From the ground truth dataset, we consider all ccTLD domains that are *actually active* (i.e., delegated in the zone) on June 1st.

We use the result from cross-referencing the consolidated dataset with the ground truth dataset to study coverage and perform various longitudinal analyses. We also use port discovery data to infer if domains have a Web purpose, by looking for open HTTP and HTTPS ports. To this end, we use a smaller, auxiliary dataset of ports scans of the IPv4 address space. These scans are run weekly from the University of Twente network under IRB approval (ethics reference number 220032).

3 RELATED WORK

The most closely related work to ours is that of Hageman *et al.* [9]. In their paper, they developed a tool called *Gollector*, which extracts domain names from various data sources, namely CT logs, gTLD zone files, and passive DNS (collected at both recursive resolvers and TLD authoritatives). They quantify how many names can be amassed from various vantage points over a three-week period and make inter-vantage point comparisons. The authors do not study the degree of coverage nor do they compare against a baseline. The authors acknowledge the potential of employing CT logs as an early detection mechanism, as we also discuss in Section 4.4.

VanderSloot *et al.* [18] studied the TLS certificate ecosystem. Certificate scans are central to their work and they use various sources of domain names to maximize certificate discovery. Specifically, they considered data from CT logs, Censys, Common Crawl, IPv4 address space scans, zone files, and Top lists. Their results indicate that CT log data covers 90.5% of discoverable certificates, with an additional 8.9% coverage provided by Censys data. In our study, we focus on domain names, and hence place an emphasis on coverage notably different from their work. Scheitle *et al.* focused on certificate transparency in particular and conducted a large-scale analysis of CT practices by comparing data obtained from CT logs with actively scanned domain names [7].

Other works in the literature have a more privacy-oriented focus. Roberts *et al.* [14] demonstrated how domain names extracted from CT logs and Censys scans expose personal names, usernames, and email addresses. Finally, Scheitle *et al.* illustrated the leakage of DNS information from CT logs, demonstrating how Fully Qualified Domain Names (FQDNs) are exposed in the logs [15].

In summary, works exist in the literature that involve domain extraction from public sources in one form or another. To the best of our knowledge, ours is the first to thoroughly investigate coverage by public sources and to compare against a ground truth.

4 RESULTS

4.1 Longitudinal Coverage

Our initial analysis is concerned with the development of coverage over the five-year period of our study (2018 – 2023). In Figure 2, *arXiv pre-print*

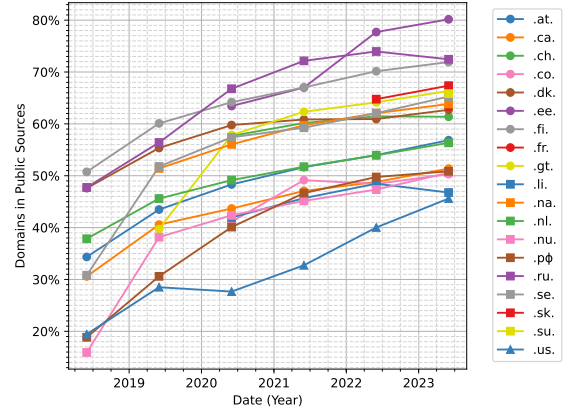


Figure 2: Extent of ccTLD zone coverage over time by the two public data sources under consideration (i.e., CT logs and Common Crawl).

we present the outcome of this analysis. We draw two implications from our analysis here. First, we observe that in the year 2023, the percentage of ccTLD zones covered by the dataset of names amassed from CT logs and Common Crawl data varies significantly between ccTLDs. Specifically, the coverage spans from a lower bound of 43% for .us domains, to a substantial upper bound of 80% for .ee domains. The calculated weighted average over the total set of domains yields a coverage of 59%, which approximates the degree of coverage for a substantial portion of the ccTLD zone files within a few percentage points.

The degree of coverage for .ee stands out. This is, however, not that helpful, as .ee is one of the few ccTLDs that publicly releases their zone file. Much more captivating instances are illustrated by ccTLDs that do not publicly share their zone files. Specifically, when examining the Top 5 zones in Figure 2, .ru (Russian Federation) and .su (Soviet Union) stand out. These are challenging zones to access due to the ongoing conflict and geopolitical events, yet 73% of .ru and 66% of .su can be learned from CT and Common Crawl data. Also, .fi as one of the Top 5 covered ccTLDs, is another zone that can only be obtained under contract. This clearly illustrates the added value of amassing ccTLD domains from public data sources.

Our second observation is the substantial increase in coverage over the past years, as evidenced by Figure 2. Back in 2018, the average coverage was at 37%, with a minimum of 15% for .nu and a maximum of 50% for .fi. In a time span of five years, this coverage has risen by 22 percentage points to the 59% average in 2023, signifying an impressive 1.6× increase from the initial value. We speculate that the reasons behind this substantial increase can primarily be attributed to the widespread adoption of TLS, the democratization of the TLS landscape (i.e., through free TLS certificates) and the concomitant hard requirement from leading browser vendors to record certificates in CT logs.

4.2 Coverage Contributions

Having presented the overall longitudinal view, we now delve deeper into coverage and dissect the contributions of the two public

Under peer review

Date	Number of ccTLD domain names and degrees of coverage (% Total)								
	Total	Covered	Not Covered	$\in CT \setminus CC$	$\in CC \setminus CT$	$\in CC \cap CT$	$\in CT$	$\in CC$	
2023-06-01	32.9 M	19.5 M (59%)	13.4 M (41%)	9.3 M (28%)	2.4 M (7%)	7.9 M (24%)	17.2 M (52%)	10.3 M (31%)	
2022-06-01	28.1 M	16.0 M (57%)	12.1 M (43%)	7.3 M (26%)	2.4 M (9%)	6.3 M (22%)	13.6 M (49%)	8.7 M (31%)	
2021-06-01	26.6 M	14.6 M (55%)	11.9 M (45%)	6.3 M (24%)	2.7 M (10%)	5.6 M (21%)	12.0 M (45%)	8.3 M (31%)	
2020-06-01	25.2 M	13.0 M (51%)	12.2 M (49%)	5.1 M (20%)	3.1 M (12%)	4.7 M (19%)	9.8 M (39%)	7.9 M (31%)	
2019-06-01	20.6 M	9.6 M (46%)	11.1 M (54%)	3.3 M (16%)	3.2 M (16%)	3.1 M (15%)	6.4 M (31%)	6.3 M (31%)	
2018-06-01	20.9 M	7.7 M (37%)	13.3 M (63%)	2.1 M (10%)	3.8 M (18%)	1.7 M (8%)	3.9 M (19%)	5.5 M (26%)	

Table 1: CT logs (CT) and Common Crawl (CC) coverage in the yearly assessments. Total names from the baseline ccTLD zone data (OpenINTEL) and Covered by the consolidated dataset of domain names from public sources (CT and CC data).

data sources that we leverage in this study. We aim to understand their individual impacts on enhancing the visibility of ccTLD zones.

In Table 1, we present the breakdown of contributions from both CT logs and Common Crawl to the coverage of ccTLD zone files. In the year 2023, CT logs account for the majority of the coverage. Out of 19.5 M domain names amassed from CT logs and Common Crawl data, 7.9 M names appear in both sources, while 9.3 M are solely covered by CT logs, and 2.4 M are exclusively covered by Common Crawl. In percentages, 24 points of the 59% average coverage (see Section 4.1) are due to co-appearing names, 28 points are thanks solely to CT, and 7 points are exclusively due to CC. These results show that, although the vast majority of domain names can be amassed from CT logs alone, there is additional value in extracting domain names from other data such as Web crawl data. Another interesting result arising from our analysis is that the supplemental coverage provided by Common Crawl in comparison to CT logs is gradually decreasing over time, even though the number of ccTLD domain names in Common Crawl data is not itself decreasing. This phenomenon might be linked again to the continued expansion of TLS adoption, resulting in more ccTLD domain names becoming discoverable via CT.

Turning our attention to CT logs, we now focus on the extent to which a single log can offer sufficient coverage for ccTLDs domain names, to aid choosing which logs to prioritize during obtainment efforts. Our analysis reveals that when considering individual logs (recall from Section 2.1 that our CT data encompasses 38 logs), the maximum achievable coverage hovers around 84–89% of the total number of domains covered by CT logs. This finding remains consistent across the entire five-year period. For the past three years, the logs that provided the highest coverage were instances of the temporally-sharded Google Xenon log, specific to the year in question (*i.e.*, Xenon-2021 provides the best coverage in the June 2021 baseline comparison).² Xenon is followed in the ranks by Google Argon, Cloudflare Nimbus, and Let’s Encrypt Oak. All of these are temporally sharded. This underscores that the logs associated with the present year best cover domain names in ccTLD zones. In and before 2021, non-temporally-sharded Google logs such as Rocketeer and Pilot led the individual coverage. Google retired its last non-sharded logs in May of 2022.

²Temporally sharded logs contain TLS certificates with a validity that ends in the sharded period. Many logs are sharded for scaling purposes. Sharding is often done by year, but nowadays even by first and second half of a year.

Finally, we examined the contribution of domain names amassed specifically from expired certificates. Our analysis reveals that approximately 19% of the domains acquired from CT logs in 2023 were amassed from expired certificates. This percentage has exhibited a gradual increase over the years. This finding underlines that expired certificates should not be ignored while amassing domain names. Altogether, our findings demonstrate the importance of considering multiple logs in their entirety, preferably all available logs, to achieve the best coverage.

4.3 Web Presence

Arguably, the leading reason for domain name registration is to facilitate Web content hosting. Similarly, the need to secure Web network traffic between a site and its visitors is among the leading reasons to obtain a TLS certificate. As previously explained in, Section 2.1, browser enforcement of CT log inclusion has been a major driver for the adoption of CT. Consequently, we investigated the extent to which domain names that appear in CT relate to the full set of domain names under a ccTLD zone seemingly registered for Web-related purposes. The first criterion we used for identifying potential Web-use purpose involves checking for the presence of IPv4 address records in the DNS (*i.e.*, A records). Although such a record can signal domain name use for various other services such as FTP, SSH, etc., it serves as a method for initially filtering domains that are not resolvable and hence not likely to be in use for Web purposes. As shown in Table 2, the vast majority (96.5%) of domain names that appear both in CT logs and Common Crawl have IPv4 address records in the DNS. Following are domains exclusively present in Common Crawl (93.2%) and CT Logs (92.3%). On the contrary, among domains absent from both Common Crawl and CT logs, only 77.6% feature IPv4 address records. The remaining 22.4% potentially indicate domains that are not currently in active use or

IPv4 Address Record	No	Yes
Both	3.5%	96.5%
CT logs	7.7%	92.3%
Common Crawl	6.8%	93.2%
Neither	22.4%	77.6%

Table 2: IPv4 address record presence per category. Percentages of domains in the respective set.

Web Ports	No	Yes	HTTP Only	HTTPS Only	Both
Both	8.5%	91.5%	3.1%	0.8%	87.7%
CT	13.1%	86.9%	5.0%	0.6%	81.4%
CC	17.4%	82.6%	17.9%	0.4%	64.2%
Neither	29.5%	70.5%	19.7%	0.2%	50.6%

Table 3: HTTP(s) presence per category. Percentages of domains in the respective set

have been registered for other purposes such as mail-only domains. These results show that, generally, domain names learnable from CT log and Common Crawl data are likely to have an A record associated to them.

We now turn our attention to active services hosted on these IPv4 addresses. More specifically, we look for the presence of open Web ports using the data detailed in Section 2.4. The results of the analysis, shown in Table 3, follow a pattern similar to the A record presence. Specifically, the majority of domain names learned from public sources offer service on a Web port. In contrast, the percentage drops to 70.5% for ccTLD domain names that are neither learnable from CT logs nor from Common Crawl data. Names learned from the public sources under consideration thus show a tendency to be used for Web purposes. This, of course, one can partially expect, as Common Crawl’s focus lies with Web crawling, and browser enforcement should lead to CT inclusion. On this note, an interesting aspect is that domains found in both CT logs and Common Crawl, or exclusively in CT logs, have higher rates of HTTPS deployment (87.7% and 81.4%, respectively), compared to those learnable solely from Common Crawl, and significantly surpassing those in neither of the public sources under consideration (50.6%). While the reason behind this result may be straightforward (*i.e.*, certificates used for HTTPS hosting are recorded in CT logs), this effectively demonstrates that leveraging CT logs data gives researchers a substantial coverage of the part of the ccTLD zone used for secure Web deployment.

In a small percentage of cases in Table 2 and Table 3, for Common Crawl we saw a surprising lack of A records in OpenINTEL measurements and no open HTTP(S) port. There are a couple of reasons for this seeming inconsistency. First, it is important to note that OpenINTEL measurements and Common Crawl scans happen at different times and in different places. These differences can affect the results we see. Secondly, the way in which we amass domains from Common Crawl data involves considering all names found in crawls leading up to a specific date, not just in the most recent crawl. This means we may include domains that were used for Web purposes in the past but are no longer being used for that purpose anymore. In this case, the domains could lack A records in later DNS measurements.

4.4 Delay in Publication

In addition to studying the degree of ccTLD zone coverage, we investigated the extent to which public sources lag behind zone publications. In simpler terms, we aim to understand how long it takes for a ccTLD domain name to appear in public CT logs or Common Crawl data. While a possibly steep delay is evident for

arXiv pre-print

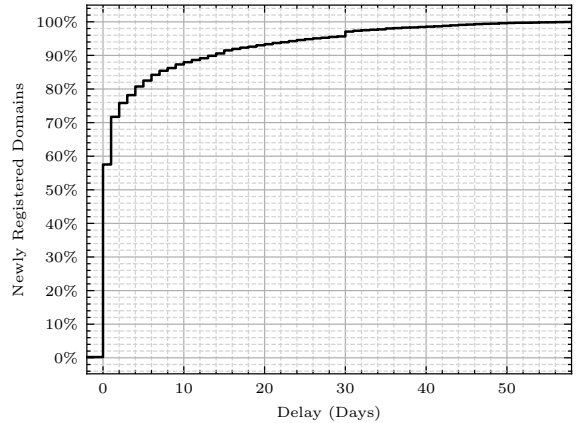


Figure 3: Lag between name publication in .sk ccTLD zone file and appearance in CT logs.

Common Crawl due to its measurement frequency, the question is more relevant for CT logs owing to their continuous operation.

Scraping CT logs does not provide an explicit and reliable indicator of the publication time of a certificate. This is due to the way certificates are appended to logs; there is a delay between CA issuance and log appending. However, in a separate experiment unrelated to this paper, we collected, from a real-time feed of certificates just recorded in CT, a dataset of certificates for the .sk ccTLD. This auxiliary dataset covers a three-month period (March 2023 – May 2023). Leveraging OpenINTEL measurement data, we extract recently registered domains within the full .sk zone. By comparing these two datasets, we sought to analyze the time it takes for a domain to appear in CT logs after its creation. Our findings are summarized in Figure 3. The CDF illustrates that nearly 60% of newly registered .sk domains appear in CT logs on the same day they appear in the zone, with 80% appearing within five days. Although due to its limited scope, this result is not universally applicable per se, it does suggest that CT logs could serve as a viable resource for obtaining information about newly registered domain names reasonably close to their registration dates. In specific cases (*i.e.*, when zone publishing is delayed), CT logs could even offer insights ahead of time. This could prove remarkably significant, for example, to shed light on the infrastructure of short-lived newly registered domain names, which are often exploited for malicious purposes [1].

5 CAN WE GENERALIZE THESE RESULTS?

We previously demonstrated that the coverage of the analyzed ccTLDs spans from 43% to 80% in 2023 (see Section 4.1). While this outcome is promising, it is important to note that our ground truth data for 19 ccTLD zones is small compared to the over 300 ccTLDs in existence and may be somewhat biased towards specific regions of the world (*e.g.*, we have a higher representation of European ccTLDs). To strengthen the foundations of our analysis, we chose to extend the coverage assessment to gTLDs as well. Domain names from gTLD zones are obtainable via the ICANN CZDS program and are longitudinally available in OpenINTEL data as well.

Under peer review

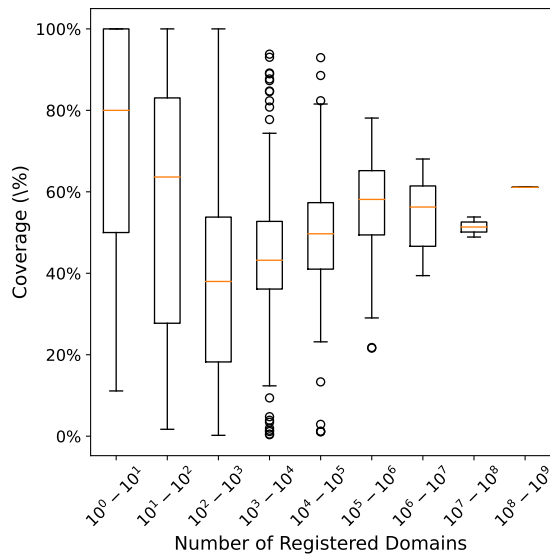


Figure 4: Coverage in 2023 of public sources over 1153 gTLDs.

Considering the substantial number of available gTLDs (1153 as of 2023), we decided to categorize them based on their volume of names. The results for 2023 are shown in Figure 4. Starting with the largest gTLD (*i.e.*, .com), we observe that the coverage remains around 60% for this zone. Slightly lower figures are shown for gTLDs containing between 10 and 100 million names (*e.g.*, .net and .org). The most interesting result, however, is that the average coverage across all magnitudes falls within the range of 38% to 80%, with larger TLDs generally displaying higher coverage rates – excluding a few outliers. For the category of smallest gTLDs (1–100 domains), several instances of high coverage are evident, sometimes reaching up to 100%. We primarily identified this phenomenon in gTLDs utilized for trademarks by companies (such as .android, .oracle & .ferrero). While these results may not be universally applicable in cases where the population of ccTLDs significantly diverges from that of gTLDs (*i.e.*, domain registration allowed only for specific business types, mandatory physical presence, or other special requirements), they do suggest that our considerations regarding ccTLD coverage can generally be extended to other ccTLDs. Overall, our findings suggest that the public sources under consideration provide substantial coverage of ccTLD zones.

6 DISCUSSION

We discuss our work from several angles, ranging from the data used and other sources, to registry considerations for sharing data.

Other public data sources – We focused in particular on CT logs and Common Crawl data because of their sustained availability and scale (see Section 2.1). There are other public Web crawl data sources that one could consider. One example is the HTTP Archive, which is seeded with popular domain names and has a smaller scale [11]. On the certificate side of things, one could consider certificates collected from TLS scans of the IPv4 address space in addition to CT log data.

arXiv pre-print

Implications of amassing from CT logs and Common Crawl

– Given the nature of Web crawl and CT log data, and as confirmed by our results, one is likely to find domain names used for Web purposes in these sources. Whether CAs record certificates issued for other purposes in CT logs is beyond the scope of this paper, but we expect TLS scans for the (default) certificate on non Web ports (*e.g.*, on 465/TCP for SMTPS) to lead to the discovery of additional ccTLD names used for other purposes.

Feasibility of amassing domain names – We recognize that it requires resources to scrape and analyze CT log data at scale. CT logs are retired and taken offline over time, but as our results show the current (and thus active) CT logs provide the best coverage for the current state of ccTLD zones. On the Common Crawl end, domain names are readily available from its so-called URL index, and crawl data is historically available.

Our appeal to registries – As our results show, sizable portions of ccTLD zones are already public. In our opinion, this should detract from privacy concerns. Given the large community benefits, registries could follow the lead of those that have already made their zone public (*e.g.*, IIS for .nu and .se and SWITCH for .ch and .li). We are aware that some registries have concerns related to matters other than privacy for keeping their zones closed (*e.g.*, commercial incentives). We believe these concerns could be addressed by publishing the zone with a delay of a few hours or days.

7 CONCLUSIONS

In this paper, we studied the degree of ccTLD coverage provided by domain names amassed from public data. We amassed names from two public sources – Common Crawl and Certificate Transparency logs – because of their sustained availability and scale, and compared against ground truth for 19 ccTLD zones. Our findings reveal that coverage has increased over the past years, with an average of 59% of ccTLD zones covered by the considered public data. We attribute this to the uptake of TLS and Certificate Transparency. Using auxiliary service port discovery data, we show that the public data gives researchers a substantial coverage of names used for Web purposes. We also investigated the delay with which names appeared in public data and reasoned about applicability of our findings to ccTLD zones for which we do not have ground truth.

Future Work – Recognizing that it requires resources to amass domain names in a manner similar to ours, we plan to release ccTLD domain names to the community in the future. This release is planned as part of an expansion of the daily OpenINTEL measurement, which we will seed with public data so we can also make the resulting measurement data public.

ACKNOWLEDGEMENTS

We want to thank Moritz Müller for his help as we were shaping our paper, and Gustavo L. Cesar and Ralph Holz for their efforts towards instrumenting the campaign that provided supplemental port scan data. This work was partially funded by the Netherlands Organization for Scientific Research (NWO) under grant number NWA.1215.18.003 (CATRIN). This research was made possible by OpenINTEL, a joint project of the University of Twente, SURF, SIDN, and NLnet Labs.

Under peer review

REFERENCES

- [1] Antonia Affinito, Raffaele Sommesse, Gautam Akiwate, Stefan Savage, Kimberley Claffy, Geoffrey M. Voelker, Alessio Botta, and Mattijs Jonker. 2022. Domain Name Lifetimes: Baseline and Threats. In *Proceedings of the 6th edition of the Network Traffic Measurement and Analysis Conference (TMA Conference 2022)*. IFIP.
- [2] Apple Inc. 2021. Apple’s Certificate Transparency policy. <https://support.apple.com/en-ca/HT205280>.
- [3] Ricardo Baeza-Yates, Carlos Castillo, and Efthimis N. Efthimiadis. 2007. Characterization of National Web Domains. *ACM Transactions on Internet Technology* 7, 2 (2007).
- [4] N. Brügger and D. Laursen (Eds.). 2019. *The Historical Web and Digital Humanities: The Case of National Web Domains* (1 ed.). Routledge.
- [5] Domain Name Stat. 2023. Leading country code top level domains (ccTLD) as of July 2023, by number of registered domains. <https://www.statista.com/statistics/266721/sales-of-cc-top-level-domains/>.
- [6] B. Laurie et al. 2021. *Certificate Transparency Version 2.0*. RFC 9162. RFC Editor. <https://tools.ietf.org/html/rfc9162>
- [7] Oliver Gasser, Benjamin Hof, Max Helm, Maciej Korczynski, Ralph Holz, and Georg Carle. 2018. In Log We Trust: Revealing Poor Security Practices with Certificate Transparency Logs and Internet Measurements. In *Passive and Active Measurement*. Springer International Publishing.
- [8] Google Inc. 2022. Chrome Certificate Transparency Policy. https://googlechrome.github.io/CertificateTransparency/ct_policy.html.
- [9] Kaspar Hageman, René Rydhof Hansen, and Jens Myrup Pedersen. 2021. Gollector: Measuring Domain Name Dark Matter from Different Vantage Points. In *Secure IT Systems*. Springer International Publishing, 133–152.
- [10] Ralph Holz, Jens Hiller, Johanna Amann, Abbas Razaghpanah, Thomas Jost, Narseo Vallina-Rodriguez, and Oliver Hohlfeld. 2020. Tracking the Deployment of TLS 1.3 on the Web: A Story of Experimentation and Centralization. *SIGCOMM Computer Communication Review* 50, 3 (2020), 3–15.
- [11] Internet Archive. 2023. The HTTP Archive. <https://httparchive.org>.
- [12] Kenneth Merrill. 2016. *Domains of Control: Governance of and by the Domain Name System*. Palgrave Macmillan US, New York, 89–106.
- [13] Victor Pochat, Tom Van Goethem, Samaneh Tajalizadehkhoob, Maciej Korczynski, and Wouter Joosen. 2019. Tranco: A Research-Oriented Top Sites Ranking Hardened Against Manipulation. In *Proceedings of the Network and Distributed Systems Security (NDSS) Symposium 2019*.
- [14] Richard Roberts and Dave Levin. 2019. When Certificate Transparency Is Too Transparent: Analyzing Information Leakage in HTTPS Domain Names. In *Proceedings of the 18th ACM Workshop on Privacy in the Electronic Society*. Association for Computing Machinery.
- [15] Quirin Scheitle, Oliver Gasser, Theodor Nolte, Johanna Amann, Lexi Brent, Georg Carle, Ralph Holz, Thomas C. Schmidt, and Matthias Wählisch. 2018. The Rise of Certificate Transparency and Its Implications on the Internet Ecosystem. In *Proceedings of the Internet Measurement Conference 2018*. Association for Computing Machinery.
- [16] The CommonCrawl Foundation. 2007. Common Crawl. <https://commoncrawl.org>.
- [17] Roland van Rijswijk-Deij, Mattijs Jonker, Anna Sperotto, and Aiko Pras. 2016. A High-Performance, Scalable Infrastructure for Large-Scale Active DNS Measurements. *IEEE Journal on Selected Areas in Communications (JSAC)* 34, 6 (2016), 1877–1888. <https://doi.org/10.1109/JSAC.2016.2558918>
- [18] Benjamin VanderSloot, Johanna Amann, Matthew Bernhard, Zakir Durumeric, Michael Bailey, and J. Alex Halderman. 2016. Towards a Complete View of the Certificate Ecosystem. In *Proceedings of the 2016 Internet Measurement Conference*. Association for Computing Machinery.
- [19] Luciano Zembruzki, Raffaele Sommesse, Lisandro Zambenedetti Granville, Arthur Selle Jabocs, Mattijs Jonker, and Giovane Moura. 2022. Hosting Industry Centralization and Consolidation. In *Proceedings of the IEEE/IFIP Network Operations and Management Symposium 2022*. IEEE/IFIP.