

An iterative scheme for finite horizon model reduction of continuous-time linear time-varying systems

Kasturi Das ^a, Srinivasan Krishnaswamy ^a, Somanath Majhi ^a

^a*Department of Electronics and Electrical Engineering, IIT Guwahati, Assam, India*

Abstract

In this paper, we obtain the functional derivatives of a finite horizon error norm between a full-order and a reduced-order continuous-time linear time-varying (LTV) system. Based on the functional derivatives, first-order necessary conditions for optimality of the error norm are derived, and a projection-based iterative scheme for model reduction is proposed. The iterative scheme upon convergence produces reduced-order models satisfying the optimality conditions. Finally, through a numerical example, we demonstrate the better performance of the proposed model reduction scheme in comparison to the finite horizon balanced truncation algorithm for continuous-time LTV systems.

Key words: model reduction; time-varying systems; iterative schemes; simulation of dynamic systems.

1 Introduction

Linear dynamical models are used to capture the behaviour of physical systems. Complex systems require large models to capture the system dynamics accurately. However, simulating, analyzing and designing controllers for such large models is computationally intensive. To overcome this problem, large models are approximated by smaller models based on various performance measures.

The balanced truncation (BT) algorithm [11] is a Singular Value Decomposition (SVD)-based model reduction method. It involves obtaining balanced reduced-order models (with respect to the system gramians) via projection. The H_2 optimal model reduction problem, which is based on minimizing well-defined error criteria, is widely discussed in literature [2], [3], [5], [15]. As the H_2 model reduction problem is non-convex, the model reduction problem involves deriving gradients of a H_2 error norm and obtaining first-order necessary conditions for optimality. Then, model reduction methods are developed to obtain reduced-order models satisfying the optimality conditions. Examples of such model reduction schemes include the iterative rational Krylov algorithm (IRKA) [5] and the two-sided iterative algorithm (TSIA) [17]. In [4], the problem of H_2 optimal model reduction for discrete-time LTI systems is investigated, and a model reduction algorithm called MIMO iterative rational interpolation algorithm (MIRIAM) is proposed.

Email addresses: kasturidas@iitg.ac.in (Kasturi Das), srinikris@iitg.ac.in (Srinivasan Krishnaswamy), smajhi@iitg.ac.in (Somanath Majhi).

The BT algorithm for LTI systems has been extended to LTV systems. Finite horizon balanced truncation and some of its generalizations for continuous-time LTV systems are explored in [16], [14], [13]. The same algorithm is extended to discrete-time LTV systems in [7], [14]. In [9], [10], a finite horizon H_2 error norm for discrete-time LTV systems is proposed. Conditions for optimality of the error norm are obtained, and an iterative algorithm for obtaining reduced-order models satisfying the optimality conditions is proposed. Such an algorithm, unlike BT, is based on minimizing a well-defined error criterion. To the best of the authors' knowledge, an analogous investigation for continuous-time LTV systems is not available.

This paper proposes an error norm between a full-order and a reduced-order LTV system, minimizing which ensures that the reduced-order system is a good approximation of the full-order LTV system over a finite time interval. The functional derivatives of the error norm are derived, and first-order necessary conditions for the optimality of the error norm are obtained. The optimality conditions are used to propose a projection-based iterative scheme for model reduction, which is a generalization of the TSIA algorithm for LTI systems to continuous-time LTV systems.

The rest of the paper is arranged as follows. In Section 2, a few properties of a continuous-time LTV system and its modified adjoint are presented, and some essential results used in the later sections are established. Section 3 introduces a finite horizon H_2 error norm, derives the functional derivatives of the error norm and proposes an iterative technique for finite horizon model reduction. In Section 4, the perfor-

mance of the iterative model reduction scheme is demonstrated with the help of a numerical example. The paper is concluded in Section 5.

2 Modified adjoint of a continuous-time LTV system and some associated results

This section discusses the modified adjoint of a continuous-time LTV system and studies the relation between their state transition matrices. Further, the relation between the gramians of the original LTV system and its modified adjoint system is also established.

2.1 State-space realization and gramians of LTV systems

The state-space realization of a continuous-time LTV system is as follows:

$$\begin{aligned} \frac{dx}{dt}(t) &= A(t)x(t) + B(t)u(t), \\ y(t) &= C(t)x(t). \end{aligned} \quad (1)$$

Here, $A(\cdot) : [t_0, t_f] \rightarrow \mathbb{R}^{n \times n}$, $t \mapsto A(t)$, $B(\cdot) : [t_0, t_f] \rightarrow \mathbb{R}^{n \times m}$, $t \mapsto B(t)$ and $C(\cdot) : [t_0, t_f] \rightarrow \mathbb{R}^{p \times n}$, $t \mapsto C(t)$ are continuous and bounded. This ensures the existence and uniqueness of the solutions of the LTV system over $[t_0, t_f]$. Let $\phi(t, \tau)$ be the state transition matrix (STM), and $h(t, \tau)$ be the impulse response of the system.

A few properties of the STM for $t_0 \leq t_1 \leq t_2 \leq t_f$ are as follows:

- a) $\phi(t, t) = I_n$, $t \in [t_0, t_f]$, (2)
- b) $\phi(t_1, t_2) = \phi(t_1, t_3)\phi(t_3, t_2)$, (3)
- c) $\det(\phi(t_1, t_2)) \neq 0$, and (4)
- d) $(\phi(t_1, t_2))^{-1} = \phi(t_2, t_1)$. (5)

For $t_0 \leq \tau \leq t \leq t_f$, $\phi(t, \tau)$ is the unique solution of the differential equation

$$\frac{\partial}{\partial t} \phi(t, \tau) = A(t)\phi(t, \tau), \quad (6)$$

with initial condition $\phi(\tau, \tau) = I_n$. For the input $u(t) = \delta(t - \tau)$, the impulse response matrix of the LTV system is

$$h(t, \tau) = \begin{cases} 0, & t_0 \leq t < \tau, \\ C(t)\phi(t, \tau)B(\tau), & \tau \leq t \leq t_f. \end{cases} \quad (7)$$

For $t \in [t_0, t_f]$, the reachability gramian of the LTV system Σ is given by

$$P(t) = \int_{t_0}^t \phi(t, \tau)B(\tau)(B(\tau))^T (\phi(t, \tau))^{-T} d\tau. \quad (8)$$

The above gramian is obtained by solving the following differential Lyapunov equation (DLE) from $t = t_0$ to $t = t_f$ with $P(t_0) = 0$.

$$\frac{dP(t)}{dt} = A(t)P(t) + P(t)(A(t))^T + B(t)(B(t))^T. \quad (9)$$

The observability gramian for $t \in [t_0, t_f]$ is given by

$$Q(t) = \int_t^{t_f} (\phi(\tau, t))^T (C(\tau))^T C(\tau) \phi(\tau, t) d\tau. \quad (10)$$

This above gramian is computed by solving the following DLE from $t = t_f$ to $t = t_0$ with $Q(t_f) = 0$.

$$\frac{dQ(t)}{dt} = -(A(t))^T Q(t) - Q(t)A(t) - (C(t))^T C(t). \quad (11)$$

2.2 Modified adjoint of a continuous-time LTV system and its state transition matrix

The adjoint dynamical system Σ_a associated with the LTV system given by (1) is a finite-dimensional state-space realization of order n and is as follows:

$$\begin{aligned} \frac{dx_a}{dt}(t) &= -A^T(t)x_a(t) - C^T(t)u_a(t), \\ y_a(t) &= B^T(t)x_a(t), \end{aligned} \quad (12)$$

with t varying from $t = t_f$ to $t = t_0$. Let $\phi_a(t, \tau)$ and $h_a(t, \tau)$ be the STM and the impulse response matrix, respectively, of the adjoint system.

For simulating the adjoint system, the ‘‘modified adjoint system’’, denoted by Σ_{ma} , is used [6]. This system has order n , and t varies from t_0 to t_f , similar to the original system Σ . For the finite time horizon $[t_0, t_f]$, the modified adjoint is given by the following realization.

$$\begin{aligned} \dot{x}_{ma}(t) &= (A(T_i - t))^T x_{ma}(t) + (C(T_i - t))^T u_{ma}(t), \\ y_{ma}(t) &= (B(T_i - t))^T x_{ma}(t), \end{aligned} \quad (13)$$

where $T_i := t_0 + t_f$. Let $\phi_{ma}(t, \tau)$ and $h_{ma}(t, \tau)$ be the state transition matrix and impulse response matrix, respectively, of the modified adjoint system. Let $P_{ma}(t)$ and $Q_{ma}(t)$ be the reachability and the observability gramian of the modified adjoint system, defined over $[t_0, t_f]$.

The following propositions establish the relation between the STMs of the original LTV system, its adjoint and modified-adjoint.

Proposition 1 *If $\phi_a(t, \tau)$, $\phi(t, \tau)$ and $\phi_{ma}(t, \tau)$ are the STMs of the LTV systems Σ_a , Σ and Σ_{ma} , respectively, then*

$$\phi_a(t, \tau) = (\phi(\tau, t))^T. \quad (14)$$

$$\phi_{ma}(t, \tau) = (\phi(T_i - \tau, T_i - t))^T. \quad (15)$$

PROOF. See Appendix A.

2.3 Relation between the gramians of the modified adjoint system and the original LTV system

In this subsection, the connection of the system gramians of the modified adjoint system Σ_{ma} and the original LTV system Σ is established.

Theorem 2 For $t \in [t_0, t_f]$, the reachability gramian $P_{ma}(t)$ and the observability gramian $Q_{ma}(t)$ of the modified adjoint system Σ_{ma} is related to the observability gramian $Q(t)$ and reachability gramian $P(t)$ of the original system Σ in the following way:

$$P_{ma}(t) = Q(T_i - t) \quad \text{and} \quad (16)$$

$$Q_{ma}(t) = P(T_i - t). \quad (17)$$

PROOF. The reachability gramian of the modified adjoint system Σ_{ma} is

$$P_{ma}(t) = \int_{t_0}^t \phi_{ma}(t, \tau) B_{ma}(\tau) (B_{ma}(\tau))^T (\phi_{ma}(t, \tau))^T d\tau. \quad (18)$$

Using Equation (15) and changing the variable of integration to $z = T_i - \tau$ gives the following result

$$\begin{aligned} P_{ma}(t) &= \int_{T_i-t}^{t_f} ((\phi(z, T_i - t))^T (C(z))^T C(z) \phi(z, T_i - t) dz \\ &= Q(T_i - t). \end{aligned}$$

The observability gramian of the modified adjoint system Σ_{ma} is

$$Q_{ma}(t) = \int_t^{t_f} (\phi_{ma}(t, \tau))^T (C_{ma}(t))^T C_{ma}(t) \phi_{ma}(t, \tau) d\tau.$$

Similar to the first case, using Equation (15) and replacing $C_{ma}(\tau)$ as $(B(T_i - \tau))^T$ gives

$$\begin{aligned} Q_{ma}(t) &= \int_t^{t_f} (\phi_{ma}(\tau, t))^T (C_{ma}(\tau))^T C_{ma}(\tau) \phi_{ma}(\tau, t) d\tau \\ &= \int_{t_0}^{T_i-t} \phi(T_i - t, z) B(z) (B(z))^T (\phi(T_i - t, z))^T dz \\ &= P(T_i - t). \end{aligned}$$

This completes the proof.

3 Finite horizon model order reduction for LTV systems

This section presents a finite horizon H_2 error norm between a continuous-time LTV system and a reduced-order LTV approximation. Further, the functional derivatives of the error

norm are derived and a projection-based model reduction technique is proposed.

3.1 The finite horizon H_2 error norm

Consider the continuous-time LTV system Σ_r of order r , where $r < n$:

$$\begin{aligned} \dot{x}_r(t) &= A_r(t)x_r(t) + B_r(t)u(t), \\ y_r(t) &= C_r(t)x_r(t). \end{aligned} \quad (19)$$

Here, $A_r(\cdot) : [t_0, t_f] \rightarrow \mathbb{R}^{n \times n}$, $t \mapsto A_r(t)$, $B_r(\cdot) : [t_0, t_f] \rightarrow \mathbb{R}^{n \times m}$, $t \mapsto B_r(t)$ and $C_r(\cdot) : [t_0, t_f] \rightarrow \mathbb{R}^{p \times n}$, $t \mapsto C_r(t)$ are continuous and bounded. If Σ_r is a good reduced-order approximation of Σ , then it is expected that $y(t) \approx y_r(t)$ with respect to a suitable norm. Let $\phi_r(t, \tau)$ and $h_r(t, \tau)$ be the state transition and impulse response matrix, respectively. Let $P_r(t)$ and $Q_r(t)$ be the reachability and observability gramian of the reduced-order system, respectively.

For the finite time horizon $[t_0, t_f]$, the modified adjoint of the reduced-order system Σ_r is as follows

$$\begin{aligned} \dot{x}_{rma}(t) &= A_{rma}(t)x_{rma}(t) + B_{rma}(t)u_{ma}(t), \\ y_{rma}(t) &= C_{rma}(t)x_{rma}(t), \end{aligned} \quad (20)$$

where $A_{rma}(t) = (A_r(T_i - t))^T$, $B_{rma}(t) = (C_r(T_i - t))^T$ and $C_{rma}(t) = (B_r(T_i - t))^T$. Let $\phi_{rma}(t, \tau)$ and $h_{rma}(t, \tau)$ be the state transition matrix and the impulse response matrix, respectively. Let $P_{rma}(t)$ and $Q_{rma}(t)$ be the reachability and the observability gramian, respectively.

For a permissible input $u(t)$, the output $y(t)$ of the full-order system Σ is $y(t) = \int_{t_0}^t h(t, \tau)u(\tau)d\tau$. For the same input $u(t)$, the output $y_r(t)$ of the reduced-order system Σ_r is given by $y_r(t) = \int_{t_0}^t h_r(t, \tau)u(\tau)d\tau$. Taking the norm of the output error $e(t) = y(t) - y_r(t)$, we have

$$\begin{aligned} \|y(t) - y_r(t)\|_2 &= \left\| \int_{t_0}^t (h(t, \tau) - h_r(t, \tau))u(\tau)d\tau \right\|_2 \\ &\leq \int_{t_0}^t \|h(t, \tau) - h_r(t, \tau)\|_F \|u(\tau)\|_2 d\tau. \end{aligned}$$

Applying the Cauchy-Schwarz inequality to the right-hand side of the above expression gives

$$\begin{aligned} \|e(t)\|_2 &\leq \left(\int_{t_0}^t \|h(t, \tau) - h_r(t, \tau)\|_F^2 d\tau \right)^{\frac{1}{2}} \|u\|_{L_2^m[t_0, t_f]}. \\ \|e\|_{L_2^p[t_0, t_f]} &\leq \left(\int_{t_0}^{t_f} \int_{t_0}^t \|h(t, \tau) - h_r(t, \tau)\|_F^2 d\tau dt \right)^{\frac{1}{2}} \|u\|_{L_2^m[t_0, t_f]}. \end{aligned}$$

Based on the above inequality, we observe that minimizing the term $\left(\int_{t_0}^{t_f} \int_{t_0}^t \|h(t, \tau) - h_r(t, \tau)\|_F^2 d\tau dt \right)^{\frac{1}{2}}$ ensures that

the output error norm is minimized. This term is referred to as the finite horizon H_2 error norm and is denoted by $\|\Sigma - \Sigma_r\|_{H_2[t_0, t_f]}$.

Given initial time t_0 , and a time-instant $t \in [t_0, t_f]$, the matrices $P_r(t)$, $X(t)$, $X_{ma}(t)$ and $P_{rma}(t)$ are given by

$$P_r(t) = \int_{t_0}^t \phi_r(t, \tau) B_r(\tau) (B_r(\tau))^T (\phi_r(t, \tau))^T d\tau, \quad (21)$$

$$X(t) = \int_{t_0}^t \phi(t, \tau) B(\tau) (B_r(\tau))^T (\phi_r(t, \tau))^T d\tau, \quad (22)$$

$$X_{ma}(t) = \int_{t_0}^t \phi_{ma}(t, \tau) B_{ma}(\tau) (B_{rma}(\tau))^T (\phi_{rma}(t, \tau))^T d\tau, \quad (23)$$

$$P_{rma}(t) = \int_{t_0}^t \phi_{rma}(t, \tau) B_{rma}(\tau) (B_{rma}(\tau))^T (\phi_{rma}(t, \tau))^T d\tau. \quad (24)$$

The above matrices can be computed by solving the following matrix differential equations from $t = t_0$ to $t = t_f$

$$\frac{d}{dt} P_r(t) = A_r(t) P_r(t) + P_r(t) (A_r(t))^T + B_r(t) (B_r(t))^T, \quad (25)$$

$$\frac{d}{dt} X(t) = A(t) X(t) + X(t) (A_r(t))^T + B(t) (B_r(t))^T, \quad (26)$$

$$\frac{d}{dt} X_{ma}(t) = A_{ma}(t) X_{ma}(t) + X_{ma}(t) (A_{rma}(t))^T + B_{ma}(t) (B_{rma}(t))^T, \quad \text{and} \quad (27)$$

$$\frac{d}{dt} P_{rma}(t) = A_{rma}(t) P_{rma}(t) + P_{rma}(t) (A_{rma}(t))^T + B_{rma}(t) (B_{rma}(t))^T, \quad (28)$$

with $P_r(t_0) = 0_{r \times r}$, $X(t_0) = 0_{n \times r}$, $X_{ma}(t_0) = 0_{n \times r}$ and $P_{rma}(t_0) = 0_{r \times r}$, respectively.

Similarly, given final time t_f and a time-instant t , the matrices $Q_r(t)$ and $Y(t)$ are given by

$$Q_r(t) = \int_t^{t_f} (\phi_r(\tau, t))^T (C_r(\tau))^T C_r(\tau) \phi_r(\tau, t) d\tau, \quad (29)$$

$$Y(t) = \int_t^{t_f} (\phi_r(\tau, t))^T (C_r(\tau))^T C(\tau) \phi(\tau, t) d\tau. \quad (30)$$

The above matrices are computed by solving the following matrix differential equations from $t = t_f$ to $t = t_0$:

$$-\frac{d}{dt} Y(t) = (A(t))^T Y(t) + Y(t) A_r(t) + (C(t))^T C_r(t), \quad \text{and} \quad (31)$$

$$-\frac{d}{dt} Q_r(t) = (A_r(t))^T Q_r(t) + Q_r(t) A_r(t) + (C_r(t))^T C_r(t), \quad (32)$$

with $Y(t_f) = 0_{n \times r}$ and $Q_r(t_f) = 0_{r \times r}$, respectively.

Lemma 3 $P_{rma}(t)$ and $Q_r(t)$, given by (24) and (29), respectively, are related as,

$$P_{rma}(t) = Q_r(T_i - t). \quad (33)$$

Similarly, $X_{ma}(t)$ and $Y(t)$, given by (23) and (30), respectively, are related as,

$$X_{ma}(t) = Y(T_i - t). \quad (34)$$

PROOF. Similar to Theorem 2, the relation between the gramians $Q_r(t)$ and $P_{rma}(t)$ of the systems Σ_r and Σ_{rma} , respectively, given by Equation (33), can be established.

Substituting $\phi_{ma}(t, \tau) = (\phi(T_i - \tau, T_i - t))^T$, $\phi_{rma}(t, \tau) = (\phi_r(T_i - \tau, T_i - t))^T$, $B_{ma}(\tau) = (C(T_i - \tau))^T$ and $C_{rma}(\tau) = (B_r(T_i - \tau))^T$ in (23) results in

$$X_{ma}(t) = \int_{T_i - t}^{t_f} (\phi(\tau, T_i - t))^T (C(\tau))^T C_r(\tau) \phi_r(\tau, T_i - t) d\tau = Y(T_i - t).$$

Proposition 4 The square of the finite horizon H_2 error norm is expressed using the reachability gramians of Σ and Σ_r as follows,

$$\|\Sigma - \Sigma_r\|_{H_2[t_0, t_f]}^2 = \int_{t_0}^{t_f} \text{Tr}(C(t) P(t) (C(t))^T - 2C(t) X(t) (C_r(t))^T + C_r(t) P_r(t) (C_r(t))^T) dt. \quad (35)$$

Similarly, the square of the finite horizon H_2 error norm is expressed using the observability gramians of Σ and Σ_r , and the reachability gramians of Σ_{ma} and Σ_{rma} as follows,

$$\|\Sigma - \Sigma_r\|_{H_2[t_0, t_f]}^2 = \int_{t_0}^{t_f} \text{Tr}((B(t))^T Q(t) B(t) - 2(B(t))^T Y(t) B_r(t) + (B_r(t))^T Q_r(t) B_r(t)) dt. \quad (36)$$

$$= \int_{t_0}^{t_f} \text{Tr}(C_{ma}(t) P_{ma}(t) (C_{ma}(t))^T - 2C_{ma}(t) X_{ma}(t) \times (C_{rma}(t))^T + C_{rma}(t) P_{rma}(t) (C_{rma}(t))^T) dt. \quad (37)$$

PROOF. The square of the error norm $\|\Sigma - \Sigma_r\|_{H_2[t_0, t_f]}^2$ involves double integration and can be expressed as follows:

$$\|\Sigma - \Sigma_r\|_{H_2[t_0, t_f]}^2 = \int_{t_0}^{t_f} \int_{t_0}^t \|h(t, \tau) - h_r(t, \tau)\|_F^2 d\tau dt \quad (38)$$

$$= \int_{t_0}^{t_f} \int_{\tau}^{t_f} \|h(t, \tau) - h_r(t, \tau)\|_F^2 dt d\tau. \quad (39)$$

The integrand of the double integral in (38) is,

$$\begin{aligned} & \|h(t, \tau) - h_r(t, \tau)\|_F^2 \\ &= \text{Tr}((C(t)\phi(t, \tau)B(\tau) - C_r(t)\phi_r(t, \tau)B_r(\tau)) \times \\ & ((B(\tau))^T(\phi(t, \tau))^T(C(t))^T - (B_r(\tau))^T(\phi_r(t, \tau))^T(C_r(t))^T)) \end{aligned}$$

Expanding the above expression and applying the double integral $\int_{t_0}^{t_f} \int_{t_0}^t (\cdot) d\tau dt$, we obtain the following terms

$$\begin{aligned} & \int_{t_0}^{t_f} \text{Tr}(C(t) (\int_{t_0}^t \phi(t, \tau)B(\tau)(B(\tau))^T(\phi(t, \tau))^T d\tau) \times \\ & (C(t))^T) dt = \int_{t_0}^{t_f} \text{Tr}(C(t)P(t)(C(t))^T) dt. \end{aligned} \quad (40)$$

$$\begin{aligned} & \int_{t_0}^{t_f} \text{Tr}(C(t) (\int_{t_0}^t \phi(t, \tau)B(\tau)(B_r(\tau))^T(\phi_r(t, \tau))^T d\tau) \times \\ & (C_r(t))^T) dt = \int_{t_0}^{t_f} \text{Tr}(C(t)X(t)(C_r(t))^T) dt. \end{aligned} \quad (41)$$

$$\begin{aligned} & \int_{t_0}^{t_f} \text{Tr}(C_r(t) (\int_{t_0}^t \phi_r(t, \tau)B_r(\tau)(B_r(\tau))^T(\phi_r(t, \tau))^T d\tau) \times \\ & (C_r(t))^T) dt = \int_{t_0}^{t_f} \text{Tr}(C_r(t)P_r(t)(C_r(t))^T) dt. \end{aligned} \quad (42)$$

Adding (40), (41) and (42), (35) is obtained.

The integrand of the double integral in (39) can be written as,

$$\begin{aligned} & \|h(t, \tau) - h_r(t, \tau)\|_F^2 \\ &= \text{Tr}(((B(\tau))^T(\phi(t, \tau))^T(C(t))^T - (B_r(\tau))^T(\phi_r(t, \tau))^T) \times \\ & (C_r(t))^T)(C(t)\phi(t, \tau)B(\tau) - C_r(t)\phi_r(t, \tau)B_r(\tau))) \end{aligned}$$

Expanding the above expression, applying the double integral $\int_{t_0}^{t_f} \int_{t_0}^t (\cdot) dt d\tau$ and following similar steps as the previous case gives the following result.

$$\begin{aligned} & \|\Sigma - \Sigma_r\|_{H_2[t_0, t_f]}^2 = \int_{t_0}^{t_f} \text{Tr}((B(t))^T Q(t)B(t) - \\ & 2(B(t))^T Y(t)B_r(t) + (B_r(t))^T Q_r(t)B_r(t)) dt. \end{aligned}$$

Changing the variable of integration to $z = T_i - t$ in the above expression, substituting $C_{ma}(z) = (B(T_i - z))^T$ and $C_{rma}(z) = (B_r(T_i - z))^T$ and using equations (16), (33) and (34) gives (37). This completes the proof.

3.2 Functional derivatives of the finite horizon H_2 error norm

This section obtains the functional derivatives of the finite horizon H_2 error norm. To begin with, we obtain the perturbation in the STM due to perturbation in the state matrix of an LTV system.

Lemma 5 Consider the reduced-order LTV system given by (19). Let the state matrix $A_r(t)$ be perturbed by a continuous mapping $\Delta A_r(t) : [t_0, t_f] \rightarrow \mathbb{R}^{r \times r}$. Let $(A_r(t) + \Delta A_r(t))$ be the perturbed state matrix of the reduced-order system and $\hat{\phi}_r(t, \tau)$ be the corresponding STM. The perturbation in the STM induced by the perturbation in the state matrix $\Delta\phi_r(t, t_0) = \hat{\phi}_r(t, t_0) - \phi_r(t, t_0)$ is as follows:

$$\begin{aligned} \Delta\phi_r(t, t_0) &= \int_{t_0}^t \phi_r(t, \tau) \Delta A_r(\tau) \phi_r(\tau, t_0) d\tau + \\ & \int_{t_0}^t \int_{t_0}^{\tau} \phi_r(t, \tau) \Delta A_r(\tau) \phi_r(\tau, s) \Delta A_r(s) \hat{\phi}_r(s, t_0) ds d\tau. \end{aligned} \quad (43)$$

PROOF. For $u \equiv 0$, the solution of the LTV system Σ_r given by (19) becomes

$$x_r(t) = \phi_r(t, t_0)x_r(t_0). \quad (44)$$

Let $\hat{x}_r(t)$ be the state vector for the new state matrix $(A_r(t) + \Delta A_r(t))$. The new differential equation is as follows:

$$\frac{d\hat{x}_r(t)}{dt} = (A_r(t) + \Delta A_r(t))\hat{x}_r(t).$$

Let $\hat{\phi}_r(t, s)$ be the STM for the new state matrix. For the same initial condition $x_r(t_0)$, the solution of the above differential equation is

$$\hat{x}_r(t) = \hat{\phi}_r(t, t_0)x_r(t_0). \quad (45)$$

Differentiating $\Delta x_r(t) = \hat{x}_r(t) - x_r(t)$ with respect to t results in

$$\begin{aligned} \frac{d\Delta x_r(t)}{dt} &= \frac{d\hat{x}_r(t)}{dt} - \frac{dx_r(t)}{dt} \\ &= A(t)\Delta x_r(t) + \Delta A_r(t)\hat{x}_r(t). \end{aligned}$$

For $t = t_0$, $\Delta x_r(t_0) = \hat{x}_r(t_0) - x_r(t_0) = 0$. Thus, the solution of the above differential equation is,

$$\begin{aligned} \Delta x_r(t) &= \int_{t_0}^t \phi_r(t, \tau) \Delta A_r(\tau) \hat{x}_r(\tau) d\tau \\ &= \left(\int_{t_0}^t \phi_r(t, \tau) \Delta A_r(\tau) \hat{\phi}_r(\tau, t_0) d\tau \right) x_r(t_0). \end{aligned} \quad (46)$$

Subtracting (45) from (44), gives the following expression for $\Delta x_r(t)$,

$$\begin{aligned} \Delta x_r(t) &= (\hat{\phi}_r(t, t_0) - \phi_r(t, t_0))x_r(t_0) \\ &= \Delta\phi_r(t, t_0)x_r(t_0). \end{aligned} \quad (47)$$

Comparing (46) and (47) results in the following

$$\Delta\phi_r(t, t_0)x_r(t_0) = \left(\int_{t_0}^t \phi_r(t, \tau) \Delta A_r(\tau) \hat{\phi}_r(\tau, t_0) d\tau \right) x_r(t_0).$$

Since the above equation holds for arbitrary $x_r(t_0)$,

$$\Delta\phi_r(t, t_0) = \int_{t_0}^t \phi_r(t, \tau) \Delta A_r(\tau) \hat{\phi}_r(\tau, t_0) d\tau \quad (48)$$

$$\begin{aligned} &= \int_{t_0}^t \phi_r(t, \tau) \Delta A_r(\tau) \phi_r(\tau, t_0) d\tau + \\ &\int_{t_0}^t \phi_r(t, \tau) \Delta A_r(\tau) \Delta\phi_r(\tau, t_0) d\tau. \end{aligned} \quad (49)$$

From (48), we get $\Delta\phi_r(\tau, t_0) = \int_{t_0}^{\tau} \phi_r(\tau, s) \Delta A_r(s) \hat{\phi}_r(s, t_0) ds$. Using this expression in the second term on the right-hand side of (49) gives

$$\begin{aligned} &\int_{t_0}^t \phi_r(t, \tau) \Delta A_r(\tau) \Delta\phi_r(\tau, t_0) d\tau \\ &= \int_{t_0}^t \phi_r(t, \tau) \Delta A_r(\tau) \int_{t_0}^{\tau} \phi_r(\tau, s) \Delta A_r(s) \hat{\phi}_r(s, t_0) ds d\tau \\ &= \int_{t_0}^t \int_{t_0}^{\tau} \phi_r(t, \tau) \Delta A_r(\tau) \phi_r(\tau, s) \Delta A_r(s) \hat{\phi}_r(s, t_0) ds d\tau. \end{aligned}$$

Substituting the above expression in (49) gives (43). This completes the proof of the lemma.

Lemma 5 is essential for the derivation of the functional derivatives of the error norm $\|\Sigma - \Sigma_r\|_{H_2[t_0, t_f]}^2$ and also leads to the following corollary.

Corollary 6 Let $\Delta_1 \phi_r(t, t_0) = \int_{t_0}^t \phi_r(t, \tau) \Delta A_r(\tau) \phi_r(\tau, t_0) d\tau$. Let $L(e^{A_r(t-t_0)}, \Delta A_r(t-t_0))$ be the Fréchet derivative of the matrix exponential $e^{A_r t}$ along $\Delta A_r(t-t_0)$ [1]. If $A_r(t) = A_r$ and $\Delta A_r(t) = \Delta A_r \forall t \in [t_0, t_f]$, then $\Delta_1 \phi_r(t, t_0) = L(e^{A_r(t-t_0)}, \Delta A_r(t-t_0))$.

PROOF. For the given assumptions, we have

$$\begin{aligned} \Delta_1 \phi_r(t, t_0) &= \int_{t_0}^t \phi_r(t, \tau) \Delta A_r(\tau) \phi_r(\tau, t_0) d\tau \\ &= \int_{t_0}^t e^{A_r(t-\tau)} \Delta A_r e^{A_r(\tau-t_0)} d\tau \\ &= \int_0^{t-t_0} e^{A_r(t-t_0-l)} \Delta A_r e^{A_r l} dl \\ &= \int_0^{t-t_0} e^{(A_r(t-t_0)(1-\frac{l}{t-t_0}))} \Delta A_r(t-t_0) e^{A_r(t-t_0)(\frac{l}{t-t_0})} \frac{dl}{t-t_0} \\ &= \int_0^1 e^{A_r(t-t_0)(1-s)} \Delta A_r(t-t_0) e^{A_r(t-t_0)s} ds \\ &= L(e^{A_r(t-t_0)}, \Delta A_r(t-t_0)). \end{aligned}$$

This proves the result.

Let $M_i = \{f_i | f_i : [t_0, t_f] \rightarrow \mathbb{R}^{m_i \times n_i} \text{ is continuous and bounded}\}$ for $i = 1, 2, \dots, k$. Consider F as $F : M_1 \times M_2 \times \dots \times M_k \rightarrow \mathbb{R}$.

Definition 7 ([12], Appendix A) The functional derivative of F with respect to $f_i \in M_i$ is a function given by $\frac{\partial F}{\partial f_i} : [t_0, t_f] \rightarrow \mathbb{R}^{m \times n}$ which satisfies

$$\begin{aligned} \left\langle \frac{\partial F}{\partial f_i}, \Delta f_i \right\rangle &= \int_{t_0}^{t_f} \text{Tr} \left(\left(\frac{\partial F}{\partial f_i}(t) \right)^T \Delta f_i(t) \right) dt \\ &= \lim_{\varepsilon \rightarrow 0} \frac{F[f_i + \varepsilon \Delta f_i] - F[f_i]}{\varepsilon}, \end{aligned} \quad (50)$$

where ε is a scalar and $\Delta f_i : [t_0, t_f] \rightarrow \mathbb{R}^{m_i \times n_i}$ is an function in M_i .

Thus, given $\Delta f_i \in M_i$, the functional derivative of F with respect to f_i is the function for which the inner product between $\frac{\partial F}{\partial f_i}$ and Δf_i is the directional derivative of the functional F in the direction of Δf_i .

Theorem 8 Consider $J[A_r, B_r, C_r] = \|\Sigma - \Sigma_r\|_{H_2[t_0, t_f]}^2$ where $A_r(t)$, $B_r(t)$ and $C_r(t)$ are given by (19). The functional derivatives of J with respect to $A_r(t)$, $B_r(t)$ and $C_r(t)$, respectively, are as follows:

$$\frac{\partial J}{\partial A_r}(t) = 2(Q_r(t)P_r(t) - (Y(t))^T X(t)), \quad (51)$$

$$\frac{\partial J}{\partial B_r}(t) = 2(Q_r(t)B_r(t) - (Y(t))^T B(t)) \quad \text{and} \quad (52)$$

$$\frac{\partial J}{\partial C_r}(t) = 2(C_r(t)P_r(t) - C(t)X(t)). \quad (53)$$

PROOF. The inner product of $\frac{\partial J}{\partial B_r}$ and an arbitrary matrix-valued perturbation $\Delta B_r : [t_0, t_f] \rightarrow \mathbb{R}^{r \times m}$ is as follows:

$$\begin{aligned} \left\langle \frac{\partial J}{\partial B_r}, \Delta B_r \right\rangle &= \int_{t_0}^{t_f} \text{Tr} \left(\left(\frac{\partial J}{\partial B_r}(t) \right)^T \Delta B_r(t) \right) dt \\ &= \lim_{\varepsilon \rightarrow 0+} \frac{1}{\varepsilon} (J[A_r, B_r + \varepsilon \Delta B_r, C_r] - J[A_r, B_r, C_r]). \end{aligned} \quad (54)$$

Substituting the expression of J given by (36) in the above equation and using the identity $\text{Tr}(A^T B) = \text{Tr}(B^T A)$ results in

$$\begin{aligned} &\lim_{\varepsilon \rightarrow 0+} \frac{1}{\varepsilon} (J[A_r, B_r + \varepsilon \Delta B_r, C_r] - J[A_r, B_r, C_r]) \\ &= 2 \int_{t_0}^{t_f} \text{Tr} \left((Q_r(\tau)B_r(\tau) - (Y(\tau))^T B(\tau))^T \Delta B_r(\tau) \right) d\tau \\ &= \langle 2(Q_r(\tau)B_r(\tau) - (Y(\tau))^T B(\tau)), \Delta B_r(\tau) \rangle. \end{aligned}$$

Since ΔB_r is arbitrary, comparing the above expression with (54), (52) is obtained.

The inner product of $\frac{\partial J}{\partial C_r}$ and an arbitrary matrix-valued

perturbation $\Delta C_r : [t_0, t_f] \rightarrow \mathbb{R}^{p \times r}$ is as follows

$$\begin{aligned} \left\langle \frac{\partial J}{\partial C_r}, \Delta C_r \right\rangle &= \int_{t_0}^{t_f} \text{Tr} \left(\left(\frac{\partial J}{\partial C_r}(t) \right)^T \Delta C_r(t) \right) dt \quad (55) \\ &= \lim_{\varepsilon \rightarrow 0^+} \frac{1}{\varepsilon} (J[A_r, B_r, C_r + \varepsilon \Delta C_r] - J[A_r, B_r, C_r]). \end{aligned}$$

Considering J given by (35) in the above limit and using the identity $\text{Tr}(A^T B) = \text{Tr}(B^T A)$ gives

$$\begin{aligned} &\lim_{\varepsilon \rightarrow 0^+} \frac{1}{\varepsilon} (J[A_r, B_r, C_r + \varepsilon \Delta C_r] - J[A_r, B_r, C_r]) \\ &= 2 \int_{t_0}^{t_f} \text{Tr}((C_r(t)P_r(t) - C(t)X(t))(\Delta C_r(t))^T) dt \\ &= 2 \int_{t_0}^{t_f} \text{Tr}((C_r(t)P_r(t) - C(t)X(t))^T \Delta C_r(t)) dt. \end{aligned}$$

Since ΔC_r is arbitrary, comparing the above expression with (55) results in (53).

The inner product of $\frac{\partial J}{\partial A_r}$ and an arbitrary matrix-valued perturbation $\Delta A_r : [t_0, t_f] \rightarrow \mathbb{R}^{r \times r}$ is as follows

$$\begin{aligned} \left\langle \frac{\partial J}{\partial A_r}, \Delta A_r \right\rangle &= \int_{t_0}^{t_f} \text{Tr} \left(\left(\frac{\partial J}{\partial A_r}(t) \right)^T \Delta A_r(t) \right) dt \quad (56) \\ &= \lim_{\varepsilon \rightarrow 0^+} \frac{1}{\varepsilon} (J[A_r + \varepsilon \Delta A_r, B_r, C_r] - J[A_r, B_r, C_r]). \end{aligned}$$

Let $A_r(t)$ be perturbed by $\varepsilon \Delta A_r$. Therefore, by Equation (43), we get the following

$$\Delta \phi_r(t, t_0) = \varepsilon \int_{t_0}^t \phi_r(t, \tau) \Delta A_r(\tau) \phi_r(\tau, t_0) d\tau + \varepsilon^2 \phi. \quad (57)$$

where $\phi = \int_{t_0}^t \int_{t_0}^\tau \phi_r(t, \tau) \Delta A_r(\tau) \phi_r(\tau, s) \Delta A_r(s) \hat{\phi}_r(s, t_0) ds d\tau$. Considering the expression of J given by Equation (35), we get the following

$$\begin{aligned} J[A_r + \varepsilon \Delta A_r, B_r, C_r] - J[A_r, B_r, C_r] &= \int_{t_0}^{t_f} \text{Tr}(C_r(t) \times \\ &\Delta P_r(t)(C_r(t))^T) dt - 2 \int_{t_0}^{t_f} \text{Tr}(C(t) \Delta X(t)(C_r(t))^T) dt, \quad (58) \end{aligned}$$

where $\Delta P_r(t)$ and $\Delta X(t)$ are the perturbations in $P_r(t)$ and $X(t)$, respectively, due to the perturbation of the state matrix $A_r(t)$. Using the expression of $P_r(t)$ given by Equation (21), the first term in the right-hand side of the Equation (58) can

be simplified as follows,

$$\begin{aligned} &\int_{t_0}^{t_f} \text{Tr}(C_r(t) \int_{t_0}^t \Delta \phi_r(t, \tau) B_r(\tau) (B_r(\tau))^T (\phi_r(t, \tau))^T d\tau (C_r(t))^T \\ &+ C_r(t) \int_{t_0}^t \phi_r(t, \tau) B_r(\tau) (B_r(\tau))^T (\Delta \phi_r(t, \tau))^T d\tau (C_r(t))^T + \\ &C_r(t) \int_{t_0}^t \Delta \phi_r(t, \tau) B_r(\tau) (B_r(\tau))^T (\Delta \phi_r(t, \tau))^T d\tau (C_r(t))^T) dt \\ &= 2 \int_{t_0}^{t_f} \text{Tr}(C_r(t) \int_{t_0}^t \Delta \phi_r(t, \tau) B_r(\tau) (B_r(\tau))^T (\phi_r(t, \tau))^T d\tau \times \\ &(C_r(t))^T) dt + \int_{t_0}^{t_f} \text{Tr}(C_r(t) \int_{t_0}^t \Delta \phi_r(t, \tau) B_r(\tau) (B_r(\tau))^T \times \\ &(\Delta \phi_r(t, \tau))^T d\tau (C_r(t))^T) dt. \end{aligned}$$

Substituting $\Delta \phi_r(t, \tau)$ from (57) in the above expression results in

$$\begin{aligned} &2\varepsilon \int_{t_0}^{t_f} \text{Tr}((C_r(t))^T C_r(t) \int_{t_0}^t \int_{t_0}^s \phi_r(t, s) \Delta A_r(s) \phi_r(s, \tau) B_r(\tau) \times \\ &(B_r(\tau))^T (\phi_r(t, \tau))^T ds d\tau) dt + \text{Tr}(\Psi), \quad (59) \end{aligned}$$

where $\text{Tr}(\Psi) = \mathcal{O}(\varepsilon^2)$.

Consider the first term of the expression (59). Exchanging the order of integration of the variables s and τ results in $2\varepsilon \int_{t_0}^{t_f} \text{Tr}((C_r(t))^T C_r(t) \int_{t_0}^t \int_{t_0}^s \phi_r(t, s) \Delta A_r(s) \phi_r(s, \tau) B_r(\tau) \times (B_r(\tau))^T (\phi_r(s, \tau))^T (\phi_r(t, s))^T d\tau ds) dt$
 $= 2\varepsilon \text{Tr} \int_{t_0}^{t_f} \int_{t_0}^t (\phi_r(t, s))^T (C_r(t))^T C_r(t) \phi_r(t, s) \Delta A_r(s) \times$
 $\int_{t_0}^s \phi_r(s, \tau) B_r(\tau) (B_r(\tau))^T (\phi_r(s, \tau))^T d\tau ds dt$
 $= 2\varepsilon \text{Tr} \int_{t_0}^{t_f} \int_{t_0}^t (\phi_r(t, s))^T (C_r(t))^T C_r(t) \phi_r(t, s) \Delta A_r(s) \times$
 $P_r(s) ds dt.$

Further, exchanging the order of integration of the variables t and s in the above expression yields

$$\begin{aligned} &2\varepsilon \text{Tr} \int_{t_0}^{t_f} P_r(s) \left(\int_s^{t_f} (\phi_r(t, s))^T (C_r(t))^T C_r(t) \phi_r(t, s) dt \right) \times \\ &\Delta A_r(s) ds \\ &= 2\varepsilon \int_{t_0}^{t_f} \text{Tr} \left((Q_r(t_f, s) P_r(s, t_0))^T \Delta A_r(s) \right) ds. \end{aligned}$$

The expression (59) can be simplified as

$$2\varepsilon \int_{t_0}^{t_f} \text{Tr} \left((Q_r(t_f, s) P_r(s, t_0))^T \Delta A_r(s) \right) ds + \text{Tr}(\Psi). \quad (60)$$

Similarly, using $X(t)$ given by (22) and substituting $\Delta \phi_r(t, \tau)$ from (57), the second term in the right-hand side of Equation

(58) is simplified as follows

$$\begin{aligned}
& 2\varepsilon \text{Tr} \int_{t_0}^{t_f} (C_r(t))^T C(t) \int_{t_0}^t \phi(t, \tau) B(\tau) (B_r(\tau))^T \int_{\tau}^t (\phi_r(s, \tau))^T \times \\
& (\Delta A_r(s))^T (\phi_r(t, s))^T ds d\tau dt + \text{Tr}(\eta) \\
& = 2\varepsilon \text{Tr} \int_{t_0}^{t_f} (C_r(t))^T C(t) \int_{t_0}^t \int_{\tau}^t \phi(t, s) \phi(s, \tau) B(\tau) (B_r(\tau))^T \times \\
& (\phi_r(s, \tau))^T (\Delta A_r(s))^T (\phi_r(t, s))^T ds d\tau dt + \text{Tr}(\eta), \quad (61)
\end{aligned}$$

where $\text{Tr}(\eta) = \mathcal{O}(\varepsilon^2)$. For the first term of the above expression, exchanging the order of integration of s and τ results in

$$\begin{aligned}
& 2\varepsilon \text{Tr} \int_{t_0}^{t_f} (C_r(t))^T C(t) \int_{t_0}^t \phi(t, s) \int_{t_0}^s \phi(s, \tau) B(\tau) (B_r(\tau))^T \times \\
& (\phi_r(s, \tau))^T d\tau (\Delta A_r(s))^T (\phi_r(t, s))^T ds dt \\
& = 2\varepsilon \text{Tr} \int_{t_0}^{t_f} \int_{t_0}^t (\phi_r(t, s))^T (C_r(t))^T C(t) \phi(t, s) X(s) \times \\
& (\Delta A_r(s))^T ds dt.
\end{aligned}$$

Further, changing the order of integration of s and t gives

$$\begin{aligned}
& 2\varepsilon \text{Tr} \int_{t_0}^{t_f} \int_s^{t_f} (\phi_r(t, s))^T (C_r(t))^T C(t) \phi(t, s) dt X(s) (\Delta A_r(s))^T ds \\
& = 2\varepsilon \text{Tr} \int_{t_0}^{t_f} (Y(s) X(s))^T \Delta A_r(s) ds.
\end{aligned}$$

Thus, the expression (61) simplifies to

$$2\varepsilon \text{Tr} \int_{t_0}^{t_f} (Y(s) X(s))^T \Delta A_r(s) ds + \text{Tr}(\eta). \quad (62)$$

Substituting (60) and (62) in (58) results in

$$\begin{aligned}
& J[A_r + \varepsilon \Delta A_r, B_r, C_r] - J[A_r, B_r, C_r] = 2\varepsilon \int_{t_0}^{t_f} \text{Tr}((Q_r(s) P_r(s) - \\
& Y(s) X(s))^T \Delta A_r(s) ds + \text{Tr}(\Psi - \eta),
\end{aligned}$$

where $\text{Tr}(\Psi - \eta) = \mathcal{O}(\varepsilon^2)$. Dividing the above expression by ε and taking limit as $\varepsilon \rightarrow 0$ yields

$$\begin{aligned}
& \lim_{\varepsilon \rightarrow 0^+} \frac{1}{\varepsilon} (J[A_r + \varepsilon \Delta A_r, B_r, C_r] - J[A_r, B_r, C_r]) \\
& = 2 \int_{t_0}^{t_f} \text{Tr}((Q_r(s) P_r(s) - Y(s) X(s))^T \Delta A_r(s) ds.
\end{aligned}$$

As $\Delta A_r(t)$ is arbitrary, comparing the above expression with (56) results in (51).

The functional derivatives obtained above are used in the following theorem.

Theorem 9 Let the continuous time-varying matrices $A_r^*(t)$, $B_r^*(t)$ and $C_r^*(t)$ be a stationary point of the functional $J[A_r, B_r, C_r]$. Let $P_r^*(t)$, $Q_r^*(t)$, $X^*(t)$ and $Y^*(t)$ be the solutions of (25), (32), (26) and (31), respectively, for $A_r(t) = A_r^*(t)$, $B_r(t) = B_r^*(t)$ and $C_r(t) = C_r^*(t)$. If $P_r^*(t)$ and $Q_r^*(t)$ are invertible at every instant $t \in [t_0, t_f]$, then

$$\left. \begin{aligned}
A_r^*(t) &= (W_r(t))^T \left(A(t) V_r(t) - \frac{dV_r(t)}{dt} \right), \quad \text{or} \\
&= \left((W_r(t))^T A(t) + \frac{d}{dt} (W_r(t))^T \right) V_r(t), \\
B_r^*(t) &= (W_r(t))^T B(t), \quad \text{and} \\
C_r^*(t) &= C(t) V_r(t),
\end{aligned} \right\} \quad (63)$$

where $(W_r(t))^T V_r(t) = I_r$ with $W_r(t) = Y^*(t) (Q_r^*(t))^{-1}$ and $V_r(t) = X^*(t) (P_r^*(t))^{-1}$.

PROOF. Let $(A_r^*(t), B_r^*(t), C_r^*(t))$ be a stationary point of the functional $J[A_r, B_r, C_r]$. Let $\frac{\partial J}{\partial A_r}^*(t) = \frac{\partial J}{\partial A_r} \Big|_{(A_r^*(t), B_r^*(t), C_r^*(t))}$, $\frac{\partial J}{\partial B_r}^*(t) = \frac{\partial J}{\partial B_r} \Big|_{(A_r^*(t), B_r^*(t), C_r^*(t))}$ and $\frac{\partial J}{\partial C_r}^*(t) = \frac{\partial J}{\partial C_r} \Big|_{(A_r^*(t), B_r^*(t), C_r^*(t))}$. For arbitrary $\Delta A_r(t)$, $\Delta B_r(t)$ and $\Delta C_r(t)$ with appropriate dimensions, continuous over $[t_0, t_f]$, the following relations hold.

$$\left\langle \frac{\partial J}{\partial A_r}^*, \Delta A_r \right\rangle = \left\langle \frac{\partial J}{\partial B_r}^*, \Delta B_r \right\rangle = \left\langle \frac{\partial J}{\partial C_r}^*, \Delta C_r \right\rangle = 0.$$

As $\frac{\partial J}{\partial A_r}^*(t)$, $\frac{\partial J}{\partial B_r}^*(t)$ and $\frac{\partial J}{\partial C_r}^*(t)$ are continuous in $[t_0, t_f]$, we get,

$$\frac{\partial J}{\partial A_r}^*(t) = Q_r^*(t) P_r^*(t) - (Y^*(t))^T X^*(t) = 0, \quad (64)$$

$$\frac{\partial J}{\partial B_r}^*(t) = Q_r^*(t) B_r^*(t) - (Y^*(t))^T B(t) = 0, \quad (65)$$

$$\frac{\partial J}{\partial C_r}^*(t) = C_r^*(t) P_r^*(t) - C(t) X^*(t) = 0. \quad (66)$$

From (65) and (66), we have

$$\begin{aligned}
B_r^*(t) &= \left(Y^*(t) (Q_r^*(t))^{-1} \right)^T B(t), \quad \text{and} \\
&= (W_r(t))^T B(t) \quad \text{and} \\
C_r^*(t) &= C(t) X^*(t) (P_r^*(t))^{-1} = C(t) V_r(t),
\end{aligned}$$

where $W_r(t) = Y^*(t) (Q_r^*(t))^{-1}$ and $V_r(t) = X^*(t) (P_r^*(t))^{-1}$. Using (64), we get

$$(W_r(t))^T V_r(t) = I_r. \quad (67)$$

Left multiplying (26) by $(W(t))^T$, substituting $X^*(t) =$

$V_r(t)P_r^*(t)$ and using (67) gives

$$\begin{aligned} (W_r(t))^T \frac{d}{dt} (V_r(t)P_r^*(t)) &= (W_r(t))^T A(t)V_r(t)P_r^*(t) + \\ (W_r(t))^T V_r(t)P_r^*(t)(A_r^*(t))^T &+ (W_r(t))^T B(t)(B_r^*(t))^T \\ \Rightarrow \frac{d}{dt} P_r^*(t) &= \left((W_r(t))^T A(t)V_r(t) - W_r(t)^T \frac{d}{dt} V_r(t) \right) P_r^*(t) \\ &+ P_r^*(t)(A_r^*(t))^T + B_r^*(t)(B_r^*(t))^T. \end{aligned}$$

Comparing the above matrix differential equation with (25) results in

$$A_r^*(t) = (W_r(t))^T A(t)V_r(t) - W_r(t)^T \frac{d}{dt} V_r(t).$$

Similarly, taking transpose of (31), right multiplying it by $V(t)$, substituting $Y^*(t) = W_r(t)Q_r^*(t)$, and using (67) gives

$$\begin{aligned} -\frac{d}{dt} (Q_r^*(t))^T &= (Q_r^*(t))^T \left((W_r(t))^T A(t) + \frac{d}{dt} (W_r(t))^T \right) V(t) \\ &+ (A_r^*(t))^T (Q_r^*(t))^T + (C_r^*(t))^T C_r^*(t). \end{aligned}$$

The following result is obtained by comparing the above matrix differential equation with (32).

$$A_r^*(t) = \left((W_r(t))^T A(t) + \frac{d}{dt} (W_r(t))^T \right) V(t).$$

Remark 10 The conditions (64), (65) and (66) are first-order necessary conditions for optimality of the finite horizon H_2 error norm $J = \|\Sigma - \Sigma_r\|_{H_2[t_0, t_f]}^2$. As the conditions are expressed using a gramian framework, they can be considered as the generalization of the Lyapunov-based H_2 optimality conditions for continuous-time LTI systems [15] to LTV systems.

3.3 A projection-based model reduction scheme

This section proposes an iterative algorithm for obtaining the optimal values of the reduced-order matrices (with respect to the finite horizon H_2 error norm) starting from non-optimal values. The starting values are obtained by reducing the original LTV system by the finite horizon balanced truncation algorithm (Algorithm 1, [8]). Then, $P_r(t)$, $X(t)$, $Q_r(t)$ and $Y(t)$ are computed (explained in detail in Remark 11). Further, $A_r(t)$, $B_r(t)$ and $C_r(t)$ are updated by computing $W_r(t) = Y(t)(Q_r(t))^{-1}$, $V_r(t) = X(t)(P_r(t))^{-1}$ and using (63). In this manner, $A_r(t)$, $B_r(t)$ and $C_r(t)$ are iteratively calculated. If the iterations converge, they converge to the optimal values of the reduced-order matrices. An outline of the iterative method is given in Algorithm 1. The iterations are stopped when there is no significant change in the output error δ for successive iterations.

Remark 11 To compute $V_r(t)$, $X(t)$ and $P_r(t)$ are obtained by solving the matrix differential equations (26) and (25),

Algorithm 1: Finite horizon TSIA for LTV systems

Input: $A(t), B(t), C(t)$;

A finite time-interval $[t_0, t_f]$;

Initial $A_r(t), B_r(t), C_r(t)$, obtained by finite horizon balanced truncation over $[t_0, t_f]$;

The system input $u(t)$ over $[t_0, t_f]$;

Output: $A_r(t), B_r(t), C_r(t)$ satisfying (64)-(66);

while (not converged) **do**

1. Compute $V_r(t) = X(t)(P_r(t))^{-1}$ and

$W_r(t) = Y(t)(Q_r(t))^{-1}$;

2. Update the reduced-order model as follows:

$$A_r(t) = (W_r(t))^T \left(A(t)V_r(t) - \frac{dV_r(t)}{dt} \right) \text{ or,}$$

$$= \left((W_r(t))^T A(t) + \frac{d}{dt} (W_r(t))^T \right) V_r(t),$$

$$B_r(t) = (W_r(t))^T B(t), \quad \text{and} \quad C_r(t) = C(t)V_r(t);$$

3. Simulate the updated reduced-order model with initial condition $x_r(t_0) = 0$ and input $u(t)$ over $[t_0, t_f]$ to obtain $y_r(t)$ and compute

$$\delta = \|y - y_r\|_{L_2[t_0, t_f]}.$$

end

respectively, with zero initial conditions from $t = t_0$ to $t = t_f$. For computing $W_r(t)$, the modified adjoint system is used to obtain $X_{ma}(t)$ and $P_{rma}(t)$ by solving the differential equations (27) and (28), respectively, from $t = t_0$ to $t = t_f$ with zero initial conditions. Then, $W_{rma}(t) = X_{ma}(t)(P_{rma}(t))^{-1}$ is obtained. Using (33) and (34) of Lemma 3, a time reversal operation on $W_{rma}(t)$ is applied to obtain $W_r(t)$ i.e. $W_r(t) = W_{rma}(T_i - t)$.

Remark 12 The above algorithm is the generalization of the TSIA algorithm proposed by [17] for continuous-time LTI systems to continuous-time LTV systems.

4 Numerical example

Assume the following LTV system with initial condition $x(0) = \begin{bmatrix} 0 & 0 \end{bmatrix}^T$.

$$\begin{aligned} \frac{d}{dt} x(t) &= \begin{bmatrix} t & 2e^{-t} \\ 1 & te^{-t} \end{bmatrix} x(t) + \begin{bmatrix} 1 \\ 1 \end{bmatrix} u(t), \\ y(t) &= \begin{bmatrix} 1 & 1 \end{bmatrix} x(t), \end{aligned} \quad (68)$$

where $x(t) = \begin{bmatrix} x_1(t) & x_2(t) \end{bmatrix}^T$. The input for this example is a step input. For an interval of $[-0.5, 2.5]$ s, we obtain the time-varying gramians $P(t)$ and $Q(t)$ by assuming $P(-0.5) = 0.001I_2$ and $Q(2.5) = 0.001I_2$, respectively. Using $\text{diag}\{\sigma_1(t), \sigma_2(t)\} = (\lambda(P(t)Q(t)))^{\frac{1}{2}}$, the Hankel singu-

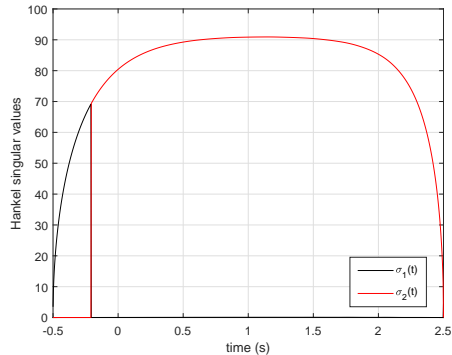


Fig. 1. Hankel singular values of the LTV system for $[-0.5, 2.5]$ s.

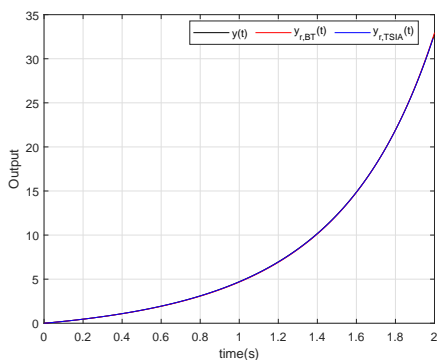


Fig. 2. Comparison of outputs of the original and the reduced-order approximation.

lar values of the above system are computed and displayed in Fig. 1. From the figure, it is clear that $\sigma_1(t)$ is considerably greater than $\sigma_2(t)$ over $[0, 2]$ s. Hence, we obtain an order one approximation of the LTV system for $[0, 2]$ s using the finite horizon TSIA algorithm. For initializing the TSIA algorithm, we use an order one LTV approximation of the original system obtained by applying the finite horizon balanced truncation algorithm for $[0, 2]$ s. For each iteration of the TSIA algorithm, the relative error between the outputs of the original system and the reduced-order approximation for a step input is computed. The iterations are stopped when the error, δ , is minimum for the given step input. In our case, the minimum value of δ is obtained after nine iterations and is 0.0013. The outputs of the original system, $(y(t))$ and the reduced-order approximations obtained by balanced truncation, $(y_{r,BT}(t))$ and the proposed TSIA algorithm, $(y_{r,TSIA}(t))$ are displayed in Fig. 2. Also, the absolute errors between the outputs of the original system and the reduced-order systems, i.e., $|y(t) - y_{r,BT}(t)|$ and $|y(t) - y_{r,TSIA}(t)|$ are compared in Fig. 3.

5 Conclusion

This paper has proposed a finite horizon H_2 error norm between the continuous-time LTV system and its reduced-order LTV approximation. The functional derivatives of the

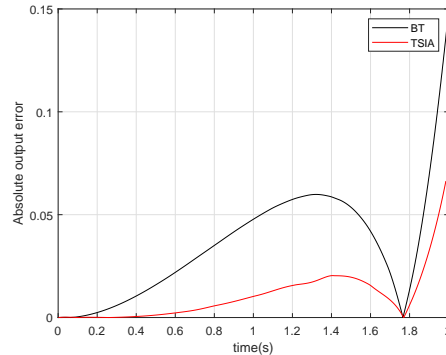


Fig. 3. Comparison of absolute output errors of the reduced-order models obtained by BT and TSIA.

proposed error norm have been obtained. Further, they have been used to derive conditions for optimality of the finite horizon H_2 error norm. Finally, a projection-based iterative scheme for model reduction of continuous-time LTV systems has been proposed based on the optimality conditions. The performance of the iterative scheme has been illustrated via a numerical example.

A Proof of Proposition 1

For $u \equiv 0$, the differential equation of the LTV system Σ becomes,

$$\frac{d}{dt}x(t) = A(t)x(t), \quad (\text{A.1})$$

Let $x(t_0)$ be the state at time $t = t_0$. For $t \geq t_0$, $x(t) = \phi(t, t_0)x(t_0)$.

Similarly, for $u_a \equiv 0$, the differential equation of the adjoint LTV system Σ_a is

$$\frac{d}{dt}x_a(t) = -(A(t))^T x_a(t), \quad (\text{A.2})$$

Let $x_a(t_f)$ be the state at time $t = t_f$. For $t \leq t_f$, $x_a(t) = \phi_a(t, t_f)x_a(t_f)$. Using (A.1) and (A.2), we have,

$$\begin{aligned} \frac{d}{dt}((x(t))^T x_a(t)) &= \left(\frac{d}{dt}x(t)\right)^T x_a(t) + (x(t))^T \frac{d}{dt}x_a(t) \\ &= (x(t))^T (A(t))^T x_a(t) - (x(t))^T (A(t))^T x_a(t) = 0. \end{aligned}$$

This shows that the inner product of $x(t)$ and $x_a(t)$ is constant for all t . Let $k \in \mathbb{R}$ be the constant. Thus, we get

$$\begin{aligned} (x(t))^T x_a(t) &= k \\ \Rightarrow (x(t_0))^T (\phi(t, t_0))^T \phi_a(t, t_f) x_a(t_f) &= k. \quad \forall t \in [t_0, t_f] \end{aligned}$$

The above expression is true if $(\phi(t, t_0))^T \phi_a(t, t_f) = M$ where M is a constant matrix. We obtain M by evaluating

$(\phi(t, t_0))^T \phi_a(t, t_f)$ at $t = t_0$ as follows,

$$M = (\phi(t_0, t_0))^T \phi_a(t_0, t_f) = \phi_a(t_0, t_f).$$

Thus, we have

$$\begin{aligned} (\phi(t, t_0))^T \phi_a(t, t_f) &= \phi_a(t_0, t_f) \\ \Rightarrow \phi_a(t, t_0) &= (\phi(t, t_0))^{-T}. \end{aligned}$$

Using the above result, the STM $\phi_a(t, \tau)$ of Σ_a is expressed as,

$$\begin{aligned} \phi_a(t, \tau) &= \phi_a(t, t_0) \phi_a(t_0, \tau) \\ &= (\phi(t, t_0))^{-T} (\phi(\tau, t_0))^T \\ &= (\phi(t, \tau))^{-T}. \end{aligned}$$

Thus, we obtain (14).

Further, let $x_a(t)$ and $x_{ma}(t)$ be the state vectors for the adjoint system Σ_a and the modified adjoint system Σ_{ma} , respectively. By definition, the state vectors are related as

$$x_{ma}(t) = x_a(T_i - t).$$

For $t = t_0$, $x_{ma}(t_0) = x_a(t_f)$. The above equation can be rewritten as follows,

$$\begin{aligned} \phi_{ma}(t, t_0) x_{ma}(t_0) &= \phi_a(T_i - t, t_f) x_a(t_f) \\ \Rightarrow (\phi_{ma}(t, t_0) - \phi_a(T_i - t, t_f)) x_{ma}(t_0) &= 0. \end{aligned}$$

Since the above expression is true for arbitrary value of $x_{ma}(t_0)$, it follows that

$$\phi_{ma}(t, t_0) = \phi_a(T_i - t, t_f). \quad (\text{A.3})$$

Using the properties of the STM given by (3) and (5), the STM of the modified adjoint system becomes

$$\begin{aligned} \phi_{ma}(t, \tau) &= \phi_{ma}(t, t_0) (\phi_{ma}(\tau, t_0))^{-1} \\ &= \phi_a(T_i - t, t_f) (\phi_a(T_i - \tau, t_f))^{-1} \\ &= \phi_a(T_i - t, T_i - \tau). \end{aligned} \quad (\text{A.4})$$

Using (14) along with the above expression gives the following result

$$\begin{aligned} \phi_{ma}(t, \tau) &= (\phi(T_i - t, T_i - \tau))^{-T} \\ &= (\phi(T_i - \tau, T_i - t))^T. \end{aligned} \quad (\text{A.5})$$

Combining (A.4) and (A.5), we get (15).

References

- [1] Awad H Al-Mohy and Nicholas J Higham. Computing the fréchet derivative of the matrix exponential, with an application to condition number estimation. *SIAM Journal on Matrix Analysis and Applications*, 30(4):1639–1657, 2009.
- [2] C. A. Beattie and S. Gugercin. Krylov-based minimization for optimal H_2 model reduction. In *2007 46th IEEE Conference on Decision and Control*, pages 4385–4390. IEEE, 2007.
- [3] C. A. Beattie and S. Gugercin. A trust region method for optimal H_2 model reduction. In *Proceedings of the 48th IEEE Conference on Decision and Control (CDC) held jointly with 2009 28th Chinese Control Conference*, pages 5370–5375. IEEE, 2009.
- [4] Angelika Bunse-Gerstner, Dorota Kubalińska, Georg Vossen, and Diane Wilczek. H_2 -norm optimal model reduction for large-scale discrete dynamical MIMO systems. *Journal of computational and applied mathematics*, 233(5):1202–1216, 2010.
- [5] S. Gugercin, A. C. Antoulas, and C. Beattie. \mathcal{H}_2 model reduction for large-scale linear dynamical systems. *SIAM Journal on Matrix Analysis and Applications*, 30(2):609–638, 2008.
- [6] T. Kailath. *Linear systems*, volume 156. Prentice-Hall Englewood Cliffs, NJ, 1980.
- [7] S. Lall and C. Beck. Error-bounds for balanced model-reduction of linear time-varying systems. *IEEE Transactions on Automatic Control*, 48(6):946–956, 2003.
- [8] Norman Lang, Jens Saak, and Tatjana Stykel. Balanced truncation model reduction for linear time-varying systems. *Mathematical and Computer Modelling of Dynamical Systems*, 22(4):267–281, 2016.
- [9] S. A. Melchior, P. Van Dooren, and K. A. Gallivan. Finite horizon approximation of linear time-varying systems. *IFAC Proceedings Volumes*, 45(16):734–738, 2012.
- [10] S. A. Melchior, P. Van Dooren, and K. A. Gallivan. Model reduction of linear time-varying systems over finite horizons. *Applied Numerical Mathematics*, 77:72–81, 2014.
- [11] B. Moore. Principal component analysis in linear systems: Controllability, observability, and model reduction. *IEEE Transactions on Automatic Control*, 26(1):17–32, 1981.
- [12] R. G. Parr and W. Yang. *Density Functional Theory of Atoms and Molecules*. New York: Oxford Univ Press, 1989.
- [13] H. Sandberg. A case study in model reduction of linear time-varying systems. *Automatica*, 42(3):467–472, 2006.
- [14] H. Sandberg and A. Rantzer. Balanced truncation of linear time-varying systems. *IEEE Transactions on Automatic Control*, 49(2):217–229, 2004.
- [15] P. Van Dooren, K. A. Gallivan, and P. A. Absil. H_2 -optimal model reduction of MIMO systems. *Appl. Math. Lett.*, 21(12):1267–1273, 2008.
- [16] E. Verriest and T. Kailath. On generalized balanced realizations. *IEEE Transactions on Automatic Control*, 28(8):833–844, 1983.
- [17] Y. Xu and T. Zeng. Optimal H_2 model reduction for large-scale MIMO systems via tangential interpolation. *International Journal of Numerical Analysis & Modeling*, 8(1):174–188, 2011.