

# Toward Value-oriented Renewable Energy Forecasting: An Iterative Learning Approach

Yufan Zhang, Mengshuo Jia, Honglin Wen *Member, IEEE*, Yuexin Bian, Yuanyuan Shi *Member, IEEE*.

**Abstract**—Energy forecasting is an essential task in power system operations. Operators usually issue forecasts and leverage them to schedule energy dispatch ahead of time. However, forecast models are typically developed in a way that overlooks the operational value of the forecasts. To bridge the gap, we design a *value-oriented* point forecasting approach for sequential energy dispatch problems with renewable energy sources. At the training phase, we align the loss function with the overall operation cost function, thereby achieving reduced operation costs. The forecast model parameter estimation is formulated as a bilevel program. Under mild assumptions, we convert the upper-level objective into an equivalent form using the dual solutions obtained from the lower-level operation problems. Additionally, a novel iterative solution strategy is proposed for the newly formulated bilevel program. Under such an iterative scheme, we show that the upper-level objective is locally linear regarding the forecast model output, and can act as the loss function. Numerical experiments demonstrate that, compared to commonly used statistical quality-oriented point forecasting methods, forecasts obtained by the proposed approach result in lower operation costs. Meanwhile, the proposed approach is more computationally efficient than traditional two-stage stochastic programs.

**Keywords:** Renewable energy forecasting, Data analytics and Machine learning, Energy dispatch

## I. INTRODUCTION

With the ongoing transition towards net-zero emissions in the energy sector, the penetration of renewable energy sources (RESs) has surged over recent decades. Owing to the inherent uncertainty, RESs cannot be scheduled at will, which has therefore motivated renewable energy forecasting research, so as to communicate information to power systems operation ahead of time [1]. Typically, forecasts are communicated in the forms of point forecasting [2], prediction intervals [3], and probability distributions [4], [5], which offer a snapshot or whole picture of the predictive distribution of renewable generation. Nowadays, the forecasting community is increasingly relying on data-driven approaches, which estimate parameters of the forecast models based on historical data and some loss functions that measure the quality of the forecasts on these data. For instance, statistical metrics, namely pinball score, Winkler score, and continuous ranked probability score, can assess the statistical quality of the predicted points, prediction intervals, and predictive densities, respectively; see the comprehensive review by [6].

Usually, forecasts serve as the input to downstream operation problems and therefore influence the decisions. The

resulting objective value of the downstream operation problem can also be regarded as the value of forecasts, as suggested by [7]. Several previous works have demonstrated that forecasts with higher statistical accuracy may not necessarily lead to good value (i.e., a satisfactory objective function value) in operation problems [8]–[13]. Therefore, **value-oriented forecasting** has been advocated [14], [15], which aims at developing forecasting products that lead to higher value in the subsequent operation problems, instead of better statistical accuracy.

However, how to train forecast models toward achieving good value in operation is challenging. There are several strands in the literature to address this; see an up-to-date review [16]. The first strand derives the gradient of decision objective w.r.t. the forecast for training forecast models [17], [18]. In this way, the gradient descent algorithm can be leveraged for updating parameters. For operation problems where such gradient is discontinuous or even vanishes everywhere, such as linear programs where coefficients in the objective function need to be estimated, this approach is not suitable. This motivates the second thread, which designs loss functions for training. “Predict, then Optimize” (SPO) loss [15] is one of the pioneering works in this area, which relies on a handcrafted regret loss function. To automate the process of loss function design, several studies propose learning the loss function from data [13], [19].

Given the success of value-oriented forecasting approaches, it is appealing to leverage it for improving the value of sequential power systems operation, where the value of forecasts is evaluated by multiple temporally correlated operation problems. Several power systems operators (such as in the U.S. [20]) run an operation framework that includes two deterministic operation problems made at different times, namely in day-ahead and real-time (both referring to the time at which decisions are made relative to the delivery of energy). In day-ahead, a single RES forecast is leveraged as the input to the operation problem to settle the quantity of energy to be dispatched the next day. The real-time stage occurs close to the actual delivery of electrical energy, following the realization of RES. During this stage, corrective decisions are made by solving an operational problem to balance any deviations from the initial schedules. To minimize the overall cost of day-ahead and real-time operation, several studies have proposed informing the day-ahead operation with real-time expected cost via stochastic programs [21]. Although the resulting day-ahead solutions attain optimal expected operation costs, this proposal is not widely adopted in reality, as it is computationally expensive and incompatible with the existing deterministic operation paradigm [22]. For that, [23] proposed maintaining the sequential deterministic operation structure,

Yufan Zhang, Yuexin Bian, and Yuanyuan Shi are with the Department of Electrical and Computer Engineering, University of California San Diego. Mengshuo Jia is with Department of Information Technology and Electrical Engineering, ETH Zürich. Honglin Wen is with the Department of Electrical Engineering, Shanghai Jiao Tong University, and funded by National Natural Science Foundation of China (grant: 52307119). Co-corresponding author: Honglin Wen (linlin00@sjtu.edu.cn) and Yuanyuan Shi (yyshi@ucsd.edu)

but approaching the ideal stochastic program by improving the day-ahead RES schedule. The improved RES schedule is determined by a stochastic bilevel program, which accounts for the imbalance costs at the real-time stage. The follow-up work by [24] further improved its computational scalability to the large-scale problem. However, such an approach still relies on solving a stochastic program every time to determine the RES schedule, which is not computationally efficient.

Therefore, it is appealing to design point forecasting products for improving the RES schedule in the “predict, then optimize” paradigm, while sidestepping the computational drawbacks of stochastic program models [25]. With such point forecasting products (which are referred to as *value-oriented point forecasts* in this work) at hand, we only need to solve a deterministic problem in day-ahead (which is computationally efficient), while still attaining good enough decisions with low expected operation cost. One of the most successful applications of this idea is settling the offering strategy of renewable power (e.g., wind power) producers, where maximizing the expected total operation profit (by anticipating the balancing cost at the real-time stage) is used as the objective. In this context, [1], [26], [27] demonstrated that settling the wind power offering aligns with the Newsvendor problem [28], and the optimal offering strategy is predicting the quantile. The link between the anticipated profit and the forecast can be explicitly formulated, and the pinball loss can be employed as a surrogate loss function to develop forecast models.

Nevertheless, for operation problems of greater complexity involving multiple decision variables and constraints, a closed-form relationship between the objective of the operation problem and forecasts may not exist. Consequently, training forecast models for such operation problems becomes a challenging task. One possible solution is to optimize the forecast model parameter concurrently with decision variables. For that, a bilevel program is formulated for parameter estimation [29], [30]. In this configuration, the lower level encompasses day-ahead operations with the forecast acting as a parameter, while the upper level focuses on optimizing the model parameters along with real-time decisions. To make such a program tractable, the forecast models are usually refined to linear regression models, which potentially limits its performance.

Given the above issues, in this paper, we develop a novel value-oriented forecasting approach, in the context of centralized energy dispatch problems. Similar to [23], the particular focus of this paper is on settling the day-ahead RES schedule. However, we propose to obtain such quantity through point forecasts, which avoids repeatedly solving stochastic bilevel programs at the operational phase. At the training phase, a bilevel program is formulated for forecast model parameter estimation, where the lower level builds the relationship between the forecasts and the optimal operation solutions under the forecasts. Here, the day-ahead and real-time energy dispatch problems are solved at the lower level with the forecasts as the parameters. The lower-level optimal solutions, parameterized by the forecasts and therefore denoted as the parameterized solutions, are returned to the upper level, forming the objective function. By minimizing the objective function, i.e., the expected operation cost of the two stages, we ultimately obtain

the estimate for forecast model parameters.

As for how to solve such a bilevel problem, we first convert the upper-level objective via parameterized dual solutions, under the assumption that the day-ahead and real-time dispatch problems are in the form of linear programs (note that this assumption can easily hold using relaxation or linearization techniques). This conversion allows us to better show the relationship between the upper-level objective and the forecast. Then, an iterative solution strategy is presented to solve the converted bilevel program, where the upper and lower-level problems are solved iteratively. We prove that the upper-level objective, acting as the loss function, is a locally linear function w.r.t. the forecast model output in the neighborhood around each individual training sample. Explicitly deriving the loss function enables advanced regression models to serve as forecast models, expanding beyond the limitations in previous works [29], [30]. Eventually, we can obtain the point forecasts of RES that are “good” in terms of the expected overall operation costs of the day-ahead and real-time stages, under the “predict, then optimize” decision paradigm.

Compared with existing studies, the main contributions of this paper are summarized below:

- 1) We align the loss function with the sequential deterministic operation, and propose an iterative solution approach for the parameter estimation at the training phase, enabling a wide range of regression models to serve as the forecast model.

- 2) We prove that the loss function is demonstrated to exhibit local linearity w.r.t. the forecast model output when the operation problem takes the form of linear programs.

With the RES forecasts obtained by the proposed value-oriented forecasting framework, the operator only needs to solve deterministic problems at the day-ahead stage, while informing the day-ahead operation with future real-time cost by the improved RES schedule. Therefore, this approach stands out for its enhanced computational efficiency and applicability to the existing deterministic operation structure, compared with two-stage stochastic program methods.

The remainder of this paper is organized as follows: Section II presents the preliminaries regarding the day-ahead and real-time energy dispatch problems with RES. Section III presents the training phase and formulates the parameter estimation method for the value-oriented forecast model. The iterative solution strategy is proposed in Section IV. Sections V and VI present case studies with results and discussion, followed by the conclusions.

## II. PRELIMINARIES: DAY-AHEAD AND REAL-TIME ENERGY DISPATCH PROBLEMS

In many power systems applications, decisions are sequentially made at day-ahead and real-time stages, such as the decisions made by an electricity market operator [20], or a virtual power plant (VPP) operator [31]. In this work, we consider the operation of a centralized VPP operator, which runs a group of assets including RES, slow-start generators (e.g., fossil fuel generators), and some flexible resources (e.g., flexible generators and energy storage). The operator solves an economic dispatch problem, i.e., scheduling the assets to balance total demands at the lowest cost [32].

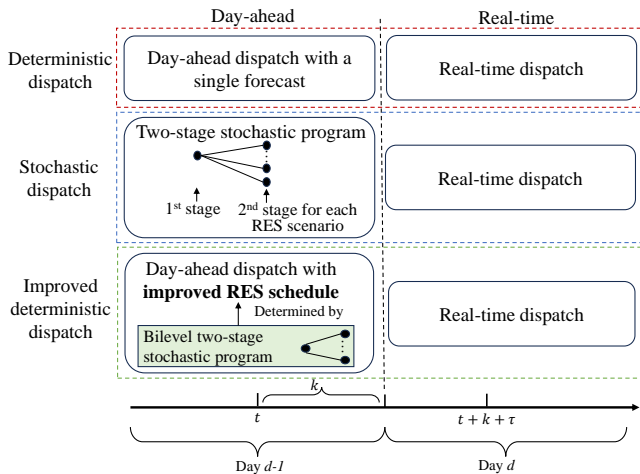


Fig. 1. The illustration of deterministic, stochastic, and improved deterministic dispatch.

Usually, VPPs are operated in a sequential framework, which includes day-ahead and real-time stages. The decisions at the day-ahead stage are solved at time  $t$  on day  $d-1$ , which schedules the generation of slow-start generators for each time-slot, i.e.,  $\tau, \forall \tau = 0, 1, \dots, T$  on the next day  $d$ , while  $k$  is the time interval between  $t$  and 0 am on day  $d$ . Here, we assume the real-time dispatch decisions are made, after the RES realization is revealed<sup>1</sup>. At the real-time stage, the operator dispatches the flexible resources to compensate for deficit or surplus of power imbalance, which are computed throughout day  $d$ , over time intervals of 1 h.

Here, we present three dispatch models, whose illustration is shown in Fig. 1.

1) **Deterministic dispatch:** The operator schedules slow-start generators in day-ahead, considering a single RES forecast. Then, the real-time dispatch addresses the power imbalance caused by forecast errors, via flexible resources. This is a simplification of how most centralized operator actually works.

2) **Stochastic dispatch:** The operator solves a two-stage stochastic program in day-ahead, which schedules slow-start generators and RES, and anticipates its impact on the real-time operation. In this way, the first-stage decisions of the stochastic dispatch involve the decisions regarding slow-start generators and RES schedules. The second-stage decisions, also known as recourse decisions, involve the dispatch of flexible resources under RES scenarios (which is a kind of probabilistic forecast for approximating conditional distribution). Only the first-stage solutions will be kept in day-ahead. The real-time dispatch is still needed to address the power imbalance caused by the difference between RES realization and its schedule.

3) **Improved deterministic dispatch:** As the conventional deterministic dispatch is widely known for its cost inefficiency in operation, [23] proposed to leverage a strategic RES schedule within the deterministic operation framework, for approaching the performance of stochastic dispatch. Such a schedule is determined by a stochastic bilevel program.

<sup>1</sup>In fact, the realization is approximately informed close to the time  $\tau$ , as available information is adequate for an accurate estimate.

## A. Deterministic Dispatch

**Day-ahead Dispatch with a Point Forecast for Renewable:** Let  $y_{d,\tau}$  denote the RES generation at time  $\tau$  on day  $d$ . As it is not known ex-ante, we often use a forecast  $\hat{y}_{d,\tau}$  for decision planning. We use  $\mathbf{x}_{d,\tau}$  to denote the decision variables regarding the power generation of slow-start generators in day-ahead. Since the RES has zero marginal cost and we assume its capacity is less than the minimum load, its forecast  $\hat{y}_{d,\tau}$  is all used by the operator for balancing the load. The problem at day-ahead stage, minimizing the operation cost  $c_0^D(\mathbf{x}_{d,\tau})$  of slow-start generators in a day, is given by

$$\min_{\{\mathbf{x}_{d,\tau}\}_{\tau=0}^T} \sum_{\tau=0}^T c_0^D(\mathbf{x}_{d,\tau}) \quad (1a)$$

$$\text{s.t.} \quad f_i^D(\mathbf{x}_{d,\tau}) \leq 0, \forall i \in I^D, \forall \tau = 0, \dots, T \quad (1b)$$

$$-\mathbf{r} \leq \mathbf{x}_{d,\tau+1} - \mathbf{x}_{d,\tau} \leq \mathbf{r}, \forall \tau = 0, \dots, T-1 \quad (1c)$$

$$\mathbf{1}^\top \mathbf{x}_{d,\tau} + \hat{y}_{d,\tau} = l_{d,\tau}, \forall \tau = 0, \dots, T. \quad (1d)$$

We express the optimal solution of the decision  $\mathbf{x}_{d,\tau}$  as  $\mathbf{x}_{d,\tau}^*(\hat{y}_{d,\tau})$ , since it depends on the forecast  $\hat{y}_{d,\tau}$ . (1b) is the constraint regarding the operational limits, such as limiting the output power of the generators, and  $I^D$  gives the set of those constraints. (1c) limits the up- and down-ramping of the generators between adjacent time steps within the limit  $\mathbf{r}$ . The power balance under the load  $l_{d,\tau}$  is ensured by (1d). We assume the load forecast is rather accurate, and the uncertainty is only from RES. Since we consider a single-node system, the transmission limits are not included. The total power generation equals the total demand.

**Real-time Dispatch:** As the errors between  $\hat{y}_{d,\tau}$  and  $y_{d,\tau}$  are unavoidable, it requires the operators to dispatch other assets to compensate the errors as time close to delivery. After the realization of RES generation  $y_{d,\tau}$  at time  $\tau$  on day  $d$ , the energy imbalance caused by RES is addressed independently at each time  $\tau$  in real-time. The energy imbalance is then given by  $y_{d,\tau} - \hat{y}_{d,\tau}$ , which represents a surplus of generation, if positive, or a shortage, if negative. We group the decisions taken to cope with the energy imbalance into the vector  $\mathbf{z}_{d,\tau}, \forall \tau = 0, \dots, T$ . Minimizing the cost  $c_0^R(\mathbf{z}_{d,\tau})$  of the flexible resources outputs, the problem solved at time  $\tau, \forall \tau = 0, \dots, T$  for compensating the deviation  $y_{d,\tau} - \hat{y}_{d,\tau}$  is,

$$\min_{\mathbf{z}_{d,\tau}} c_0^R(\mathbf{z}_{d,\tau}) \quad (2a)$$

$$\text{s.t.} \quad f_i^R(\mathbf{z}_{d,\tau}) \leq 0, \forall i \in I^R \quad (2b)$$

$$h^R(\mathbf{z}_{d,\tau}) + y_{d,\tau} - \hat{y}_{d,\tau} = 0. \quad (2c)$$

We express the optimal solution of the decision  $\mathbf{z}_{d,\tau}$  as  $\mathbf{z}_{d,\tau}^*(\hat{y}_{d,\tau}, y_{d,\tau})$ , since it depends on the forecast  $\hat{y}_{d,\tau}$  and the realization  $y_{d,\tau}$ . (2b) comprises upper and lower bounds on the flexible resources output, and  $I^R$  gives the set of those constraints. (2c) ensures that the deviation between RES forecast and realization is addressed, and the system remains in balance. As customary, the objective function and constraints of models (1) and (2) are well-known and properly defined.

**Forecasting Products Requirement:** At the day-ahead stage, operators are required to predict a single value for the RES

generation the next day, and then schedule the assets. Certainly, the forecasts are also issued at time  $t$  in day-ahead, by a model  $g$  with the estimated parameters  $\hat{\Theta}_Q$  (the subscript  $Q$  stands for quality-oriented forecasts), based on the available information  $s_d$ . Here,  $s_d$  is a set formed by the realization  $s_{d,\tau}$  of the random variable  $S_{d,\tau}$  (denoting the contextual information at time slot  $\tau$ ), i.e.,  $s_d = \{s_{d,0}, s_{d,1}, \dots, s_{d,T}\}$ . Take day-ahead wind power forecasting for instance, such information mainly contains numerical weather predictions (NWP). Denote the forecast for RES at time-slot  $\tau$  as  $\hat{y}_{d,\tau}$ , which is derived as

$$\hat{y}_{d,\tau} = g(s_{d,\tau}; \hat{\Theta}_Q). \quad (3)$$

One of the most widely accepted practices is issuing  $\hat{y}_{d,\tau}$  to predict the ‘‘most likely realization’’ of RES random variable  $Y_{d,\tau}$ . The expected value of  $Y_{d,\tau}$  is a natural candidate to take this role. In this way, the parameter  $\Theta_Q$  is usually estimated via data-driven methods and particularly by minimizing the mean squared error (MSE) at the training phase.

### B. Two-stage Stochastic Program based Dispatch

*Day-ahead Dispatch with Probabilistic Forecasts:* As an input parameter, the forecast  $\hat{y}_{d,\tau}$  influences the day-ahead and real-time problems. Concretely,  $\hat{y}_{d,\tau}$  affects the generation schedule of slow-start generators, and in turn, affects the day-ahead operation cost. Its over- and down-prediction results in different operation costs in real-time. In this way, the forecast  $\hat{y}_{d,\tau}$  couples the day-ahead and real-time problems. However, the separate operation in (1) and (2) fails to take such coupling into account, therefore leading to higher overall operation cost. Therefore, a stochastic program for co-optimizing the two stages is advocated, which considers the temporal dependency of the day-ahead and real-time operation and treats the RES schedule as a decision variable. Such a two-stage stochastic program is solved in day-ahead for all time slots  $\tau, \forall \tau = 0, \dots, T$  on the next day  $d$ . It determines the RES schedule  $\tilde{y}_{d,\tau}$  and generation schedule  $\mathbf{x}_{d,\tau}$ , anticipating their influence on the expected real-time cost given any potential realization of the RES. For that,  $\tilde{y}_{d,\tau}$  and  $\mathbf{x}_{d,\tau}$  form the first-stage decisions, and the schedule of  $\mathbf{x}_{d,\tau}$  incurs the first-stage cost  $c_0^D(\mathbf{x}_{d,\tau})$ . The flexible resources output  $\tilde{z}_{d,\tau}$  is the second-stage decision, which depends on each realization of RES forecast error  $Y_{d,\tau} - \tilde{y}_{d,\tau}$ . Its dispatch incurs the second-stage cost  $c_0^R(\tilde{z}_{d,\tau})$ . The stochastic program for minimizing the summation of the first-stage cost and the expected second-stage cost is formulated as,

$$\min_{\Xi} \sum_{\tau=0}^T \{c_0^D(\mathbf{x}_{d,\tau}) + \mathbb{E}_{Y_{d,\tau}} [c_0^R(\tilde{z}_{d,\tau})]\} \quad (4a)$$

$$\text{s.t.} \quad f_i^D(\mathbf{x}_{d,\tau}) \leq 0, \forall i \in I^D, \forall \tau = 0, \dots, T \quad (4b)$$

$$-\mathbf{r} \leq \mathbf{x}_{d,\tau+1} - \mathbf{x}_{d,\tau} \leq \mathbf{r}, \forall \tau = 0, \dots, T-1 \quad (4c)$$

$$\mathbf{1}^\top \mathbf{x}_{d,\tau} + \tilde{y}_{d,\tau} = l_{d,\tau}, \forall \tau = 0, \dots, T \quad (4d)$$

$$0 \leq \tilde{y}_{d,\tau} \leq \bar{y}, \forall \tau = 0, \dots, T \quad (4e)$$

$$f_i^R(\tilde{z}_{d,\tau}) \leq 0, \forall i \in I^R, \forall \tau = 0, \dots, T \quad (4f)$$

$$h^R(\tilde{z}_{d,\tau}) + Y_{d,\tau} - \tilde{y}_{d,\tau} = 0, \forall \tau = 0, \dots, T, \quad (4g)$$

where  $\Xi = \{\mathbf{x}_{d,\tau}, \tilde{z}_{d,\tau}, \tilde{y}_{d,\tau}\}_{\tau=0}^T$ .  $\bar{y}$  is the capacity of RES and serves as the upper bound for the RES schedule.  $Y_{d,\tau}$  follows the conditional distribution  $F_{Y_{d,\tau}|S_{d,\tau}=s_{d,\tau}}$ . One way to estimate this is to predict the independent and identically distributed (i.i.d.) scenarios, with the same probability of occurrence. However, it usually requires a large number of i.i.d. scenarios to accurately model the distribution, which poses a huge computational burden.

Notice that by anticipating the balancing operation with the constraints (4f) and (4g) and considering the expected balance cost in the objective (4a), the stochastic program (4) empowers the first-stage decisions to account for the impact of the energy imbalance on the second-stage. After solving (4), the solution  $\mathbf{x}_{d,\tau}^*$  will be used for scheduling slow-start generators in day-ahead.

*Real-time Dispatch:* Similar to the deterministic approach, after the RES realization  $y_{d,\tau}$  is revealed, the real-time problem in (2) is solved for settling the deviation between the realization and the optimal RES schedule, i.e.,  $y_{d,\tau} - \tilde{y}_{d,\tau}^*$ .

*Forecasting Products Requirement:* Operators are required to predict the conditional distribution  $F_{Y_{d,\tau}|S_{d,\tau}=s_{d,\tau}}$  in day-ahead.

### C. Improved Deterministic Dispatch

*Day-ahead Dispatch with Improved RES Schedule:* The two-stage stochastic program (4) has the objective of minimizing the overall first-stage and second-stage costs. In an effort to enhance the performance of separate operation models (1) and (2), we optimize the RES schedule with the same objective as in (4), thereby ensuring that this value accounts for the the second-stage cost resulting from RES uncertainty. Meanwhile, we need to ensure that such a schedule aligns with the deterministic dispatch framework. For that, a bilevel program is formulated [23], where the upper-level determines the schedule  $\tilde{y}_{d,\tau}$ , and the lower-level solves the first-stage and the second-stage problems separately which are equivalent to the conventional dispatch in (1) and (2),

$$\min_{\{\tilde{y}_{d,\tau}\}_{\tau=0}^T} \sum_{\tau=0}^T \{c_0^D(\mathbf{x}_{d,\tau}^*(\tilde{y}_{d,\tau})) + \mathbb{E}_{Y_{d,\tau}} [c_0^R(\tilde{z}_{d,\tau}^*(\tilde{y}_{d,\tau}, Y_{d,\tau}))]\} \quad (5a)$$

$$\text{s.t.} \quad 0 \leq \tilde{y}_{d,\tau} \leq \bar{y}, \forall \tau = 0, \dots, T \quad (5b)$$

$$\{\mathbf{x}_{d,\tau}^*(\tilde{y}_{d,\tau})\}_{\tau=0}^T = \arg \min_{\{\mathbf{x}_{d,\tau}\}_{\tau=0}^T} \sum_{\tau=0}^T c_0^D(\mathbf{x}_{d,\tau}) \quad (5c)$$

$$\text{s.t.} \quad f_i^D(\mathbf{x}_{d,\tau}) \leq 0, \forall i \in I^D, \forall \tau = 0, \dots, T \quad (5d)$$

$$-\mathbf{r} \leq \mathbf{x}_{d,\tau+1} - \mathbf{x}_{d,\tau} \leq \mathbf{r}, \forall \tau = 0, \dots, T-1 \quad (5e)$$

$$\mathbf{1}^\top \mathbf{x}_{d,\tau} + \tilde{y}_{d,\tau} = l_{d,\tau}, \forall \tau = 0, \dots, T \quad (5f)$$

$$\{\tilde{z}_{d,\tau}^*(\tilde{y}_{d,\tau}, Y_{d,\tau}) = \arg \min_{\tilde{z}_{d,\tau}} c_0^R(\tilde{z}_{d,\tau})\} \quad (5g)$$

$$\text{s.t.} \quad f_i^R(\tilde{z}_{d,\tau}) \leq 0, \forall i \in I^R \quad (5h)$$

$$h^R(\tilde{z}_{d,\tau}) + Y_{d,\tau} - \tilde{y}_{d,\tau} = 0, \forall \tau = 0, \dots, T, \quad (5i)$$

where the random variable  $Y_{d,\tau}$  follows the conditional distribution  $F_{Y_{d,\tau}|S_{d,\tau}=s_{d,\tau}}$ . The upper-level decision  $\tilde{y}_{d,\tau}$  serves as

the parameter in the lower-level problems, and has an impact on the lower-level decisions  $\mathbf{x}_{d,\tau}^*(\tilde{y}_{d,\tau})$  and  $\mathbf{z}_{d,\tau}^*(\tilde{y}_{d,\tau}, Y_{d,\tau})$ , which form the upper-level objective in (5).

After solving (5), the improved RES schedule  $\tilde{y}_{d,\tau}^*, \forall \tau = 0, \dots, T$  will enter the day-ahead problem in (1) to take the role of RES forecast  $\hat{y}_{d,\tau}$ .

*Real-time Dispatch:* Real-time dispatch is the same as that in Section II-B.

*Forecasting products Requirement:* To solve the stochastic program in (5), scenarios for approximating the conditional distribution is needed. Therefore, forecasting products is the same as that in Section II-B.

Although the program (5) can determine the RES schedule by accounting for the future balancing cost caused by RES uncertainty, it requires resolving the stochastic bilevel program every time for determining the RES schedule on a new day, which is not computationally efficient. To save the computational burden, we will learn a forecast model in the next section, which maps the realization of contextual information to the improved RES schedule.

### III. METHODOLOGY

In this section, we propose to train a forecast model  $g$  to issue the strategic RES schedule, given the contextual information  $\mathbf{s}_{d,\tau}$ . To this end, we align the objective of the parameter estimation with the same objective of (5), i.e., minimizing the expected operation costs of the two stages, and term such an approach as value-oriented forecasting. Similar to the commonly used forecasts defined in (3), we still model forecasts with a function  $g$  with parameters  $\Theta_V$  (to make a difference with the model (3), the subscript  $V$  stands for the proposed value-oriented forecasts). However, the goal here is not to forecast the expectation of the random variable  $Y_{d,\tau}$ , but a *strategic* quantity to be used at the day-ahead stage. Given the contextual information  $\mathbf{s}_{d,\tau}$ , the forecast is derived as

$$\tilde{y}_{d,\tau} = g(\mathbf{s}_{d,\tau}; \Theta_V). \quad (6)$$

Usually, the parameters  $\Theta_V$  are estimated via a training set formed by historical contextual information and RES realization in  $D$  days, i.e.,  $\{\{\mathbf{s}_{d,\tau}, y_{d,\tau}\}_{\tau=0}^T\}_{d=1}^D$ . The data in the training set are assumed to be independently and identically drawn from a joint distribution  $F_{Y_{d,\tau}, S_{d,\tau}}$  over  $Y_{d,\tau}$  and  $S_{d,\tau}$ . In this way, for any fixed contextual information  $S_{d,\tau} = \mathbf{s}_{d,\tau}$ , the conditional distribution  $F_{Y_{d,\tau} | S_{d,\tau} = \mathbf{s}_{d,\tau}}$  is approximated by a single support  $y_{d,\tau}$  [33]. The ultimate estimate for the parameters  $\Theta_V$  is denoted as  $\hat{\Theta}_V$ . Particularly, at the training phase and given the context  $\mathbf{s}_{d,\tau}$ , we denote the forecasts given by  $g$  as  $\tilde{y}_{d,\tau}$ , with  $\Theta_V$  given by any value. We have the following assumption:

**Assumption 1.** *The day-ahead operation in (1) and the real-time operation in (2) have unique primal and dual solutions.*

The above assumption is reasonable. The primal solutions are interpreted as the scheduled energy, while the dual solutions represent the corresponding prices. Typically, these solutions are unique in the operation. In what follows, we formulate the parameter estimation problem at the training

phase in Section III-A, followed by the operation phase in Section III-B.

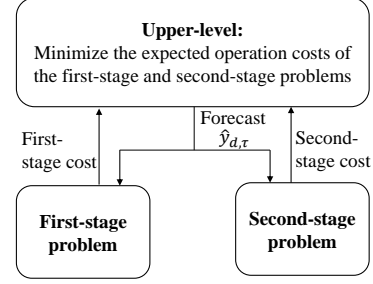


Fig. 2. Illustration of the proposed bilevel program (7) for model training of value-oriented forecasting.

#### A. Training Phase

For parameter estimation at the training phase, we propose formulating a bilevel program, adopting a similar bilevel form as (5). The upper-level problem determines the parameter  $\Theta_V$ , for minimizing the average of the two-stage operation cost over  $D$  days. Specifically, since the conditional distribution  $F_{Y_{d,\tau} | S_{d,\tau} = \mathbf{s}_{d,\tau}}$  is supported only by  $y_{d,\tau}$ , the expected second-stage cost  $\mathbb{E}_{Y_{d,\tau}} [c_0^R(\tilde{\mathbf{z}}_{d,\tau}^*(\tilde{y}_{d,\tau}, Y_{d,\tau}))]$  is approximated by the cost under this support, i.e.,  $c_0^R(\tilde{\mathbf{z}}_{d,\tau}^*(\tilde{y}_{d,\tau}, y_{d,\tau}))$ . The lower-level repeats first- and second-stage problems for each day, which amounts to the day-ahead and real-time problems in (1) and (2), to obtain the optimal solutions parameterized by the forecast  $\tilde{y}_{d,\tau}$ ,

$$\min_{\Theta_V} \frac{1}{D \cdot T} \sum_{d=1}^D \sum_{\tau=0}^T \{c_0^D(\mathbf{x}_{d,\tau}^*(\tilde{y}_{d,\tau})) + c_0^R(\tilde{\mathbf{z}}_{d,\tau}^*(\tilde{y}_{d,\tau}, y_{d,\tau}))\} \quad (7a)$$

$$\text{s.t. } \tilde{y}_{d,\tau} = g(\mathbf{s}_{d,\tau}; \Theta_V), \forall \tau = 0, \dots, T, \forall d = 1, \dots, D \quad (7b)$$

$$0 \leq \tilde{y}_{d,\tau} \leq \bar{y}, \forall \tau = 0, \dots, T, \forall d = 1, \dots, D \quad (7c)$$

$$\{\{\mathbf{x}_{d,\tau}^*(\tilde{y}_{d,\tau})\}_{\tau=0}^T\}_{d=1}^D = \arg \min_{\{\mathbf{x}_{d,\tau}\}_{\tau=0}^T} \sum_{\tau=0}^T c_0^D(\mathbf{x}_{d,\tau}) \quad (7d)$$

$$\text{s.t. } f_i^D(\mathbf{x}_{d,\tau}) \leq 0 : \delta_{i,d,\tau}, \forall i \in I^D, \forall \tau = 0, \dots, T \quad (7e)$$

$$-\mathbf{r} \leq \mathbf{x}_{d,\tau+1} - \mathbf{x}_{d,\tau} \leq \mathbf{r} : \underline{\eta}_{d,\tau}, \overline{\eta}_{d,\tau}, \quad \forall \tau = 0, \dots, T-1 \quad (7f)$$

$$\mathbf{1}^\top \mathbf{x}_{d,\tau} + \tilde{y}_{d,\tau} = l_{d,\tau} : \lambda_{d,\tau}, \forall \tau = 0, \dots, T, \quad \forall d = 1, \dots, D \quad (7g)$$

$$\{\tilde{\mathbf{z}}_{d,\tau}^*(\tilde{y}_{d,\tau}, y_{d,\tau}) = \arg \min_{\tilde{\mathbf{z}}_{d,\tau}} c_0^R(\tilde{\mathbf{z}}_{d,\tau}) \quad (7h)$$

$$\text{s.t. } f_i^R(\tilde{\mathbf{z}}_{d,\tau}) \leq 0 : \mu_{i,d,\tau}, \forall i \in I^R \quad (7i)$$

$$h^R(\tilde{\mathbf{z}}_{d,\tau}) + y_{d,\tau} - \tilde{y}_{d,\tau} = 0 : \nu_{d,\tau}, \quad \forall \tau = 0, \dots, T, \forall d = 1, \dots, D, \quad (7j)$$

where the term inside the curly bracket in (7a) is the expected day-ahead and real-time total operation cost at the time-slot  $\tau$  on day  $d$ . The model parameter  $\Theta_V$ , which is the upper-level variable, has an influence on the forecast  $\tilde{y}_{d,\tau}$ , and also the parameterized solutions  $\mathbf{x}_{d,\tau}^*(\tilde{y}_{d,\tau})$ ,  $\tilde{\mathbf{z}}_{d,\tau}^*(\tilde{y}_{d,\tau}, y_{d,\tau})$  as well

as the average operation cost over  $D$  days through (7a). An illustration of such a bilevel program is shown in Fig. 2.

**Remark 1.** *As one of the inspiring works in the literature regarding the application of bilevel program for parameter estimation, [29] used a simplified first-stage dispatch model. We go beyond [29]. Our model in (7) can address the temporal correlated constraints in the first stage, such as ramping constraints in (7f), which aligns with the current operation practice.*

The optimal dual solutions of (7d)-(7g) parameterized by  $\tilde{y}_{d,\tau}$  are denoted as  $\delta_{i,d,\tau}^*(\tilde{y}_{d,\tau})$ ,  $\underline{\eta}_{d,\tau}^*(\tilde{y}_{d,\tau})$ ,  $\overline{\eta}_{d,\tau}^*(\tilde{y}_{d,\tau})$ , and  $\lambda_{d,\tau}^*(\tilde{y}_{d,\tau})$ . The optimal dual solutions of (7h)-(7j) parameterized by  $\tilde{y}_{d,\tau}, y_{d,\tau}$  are denoted as  $\mu_{i,d,\tau}^*(\tilde{y}_{d,\tau}, y_{d,\tau})$  and  $\nu_{d,\tau}^*(\tilde{y}_{d,\tau}, y_{d,\tau})$ . Usually, the operational constraints are linear, and the problems with linear operation cost in (7d)-(7g) and (7h)-(7j) can be modeled by linear programs. In this way, we resort to the dual problems for explicitly rewriting (7a) as a function of the forecast model output  $\tilde{y}_{d,\tau}$ . We have the following proposition for it.

**Proposition 1.** *Consider the convex optimization problems (7d)-(7g) and (7h)-(7j) in the form of linear programs (LPs), with the parameterized dual solutions associated with the constraints (7g) and (7j) are  $\lambda_{d,\tau}^*(\tilde{y}_{d,\tau})$  and  $\nu_{d,\tau}^*(\tilde{y}_{d,\tau}, y_{d,\tau})$ , respectively. The optimal primal objectives of (7d) and (7h) are  $c_0^D(\mathbf{x}_{d,\tau}^*(\tilde{y}_{d,\tau}))$  and  $c_0^R(\tilde{\mathbf{z}}_{d,\tau}^*(\tilde{y}_{d,\tau}, y_{d,\tau}))$ . As the strong duality holds,  $c_0^D(\mathbf{x}_{d,\tau}^*(\tilde{y}_{d,\tau}))$  and  $c_0^R(\tilde{\mathbf{z}}_{d,\tau}^*(\tilde{y}_{d,\tau}, y_{d,\tau}))$  equal the respective optimal dual objectives, expressed by the optimal dual solutions. The term in the curly bracket of (7a) is equivalent as,*

$$-\lambda_{d,\tau}^*(\tilde{y}_{d,\tau})\tilde{y}_{d,\tau} - \nu_{d,\tau}^*(\tilde{y}_{d,\tau}, y_{d,\tau})(y_{d,\tau} - \tilde{y}_{d,\tau}) + \psi_{d,\tau}^{D,*} + \psi_{d,\tau}^{R,*}, \quad (8)$$

where the notations  $\psi_{d,\tau}^{D,*}$  and  $\psi_{d,\tau}^{R,*}$  denote the remaining terms of the optimal dual objectives, which no longer involve  $\tilde{y}_{d,\tau}$ .

Equation (8) shows that the model parameter estimation at the upper-level problem is associated with the parameterized dual solutions provided by the lower-level problem. Therefore, the primal problems at the lower level are replaced with their dual problems, denoted as  $\text{DP}^D(\tilde{y}_{d,\tau})$ ,  $\text{DP}^R(\tilde{y}_{d,\tau}, y_{d,\tau})$ , such that the parameterized dual solutions can be obtained. Therefore, the primal problems in (7d)-(7g) and (7h)-(7j) are replaced with

$$\begin{aligned} \delta_{i,d,\tau}^*(\tilde{y}_{d,\tau}), \underline{\eta}_{d,\tau}^*(\tilde{y}_{d,\tau}), \overline{\eta}_{d,\tau}^*(\tilde{y}_{d,\tau}), \lambda_{d,\tau}^*(\tilde{y}_{d,\tau}) = \\ \arg \max_{\delta_{i,d,\tau} \geq 0, \underline{\eta}_{d,\tau} \geq 0, \overline{\eta}_{d,\tau} \geq 0, \lambda_{d,\tau}} \text{DP}^D(\tilde{y}_{d,\tau}), \\ \mu_{i,d,\tau}^*(\tilde{y}_{d,\tau}, y_{d,\tau}), \nu_{d,\tau}^*(\tilde{y}_{d,\tau}, y_{d,\tau}) = \\ \arg \max_{\mu_{i,d,\tau} \geq 0, \nu_{d,\tau}} \text{DP}^R(\tilde{y}_{d,\tau}, y_{d,\tau}). \end{aligned} \quad (9)$$

With the upper-level problem defined in (8) and the lower-level problem defined in (9). The bilevel program in (7) can

be equivalently written as,

$$\min_{\Theta_V} \frac{1}{D \cdot T} \sum_{d=1}^D \sum_{\tau=0}^T (8) \quad (10a)$$

$$\text{s.t. } \tilde{y}_{d,\tau} = g(\mathbf{s}_{d,\tau}; \Theta_V) \quad (10b)$$

$$0 \leq \tilde{y}_{d,\tau} \leq \bar{y} \quad (10c)$$

$$(9). \quad (10d)$$

As can be seen from the structure of the problem, where the lower-level problem (the follower) in (9) optimizes its objective treating the forecast  $\tilde{y}_{d,\tau}$  as the parameter, and the goal of the upper-level problem (the leader) is to determine  $\tilde{y}_{d,\tau}$  that minimizes the objective which involves the parameterized solutions returned by the lower level. A natural idea is to resort to an iterative solution for model parameter estimation. The details are given in Section IV.

### B. Operational Forecasting Phase

With the estimated parameter  $\hat{\Theta}_V$ , the forecast model is ready for use during operation. At the time  $t$  on day  $d-1$  when the decisions are made at the day-ahead stage, with the available information  $\mathbf{s}_{d,\tau}, \forall \tau = 0, 1, \dots, 23$ , we forecast the RES generation for each time-slot  $\tau, \forall \tau = 0, \dots, 23$  on the next day  $d$ , i.e.,

$$\hat{y}_{d,\tau} = g(\mathbf{s}_{d,\tau}; \hat{\Theta}_V), \quad \tau = 0, 1, \dots, 23. \quad (11)$$

Then,  $\forall \tau = 0, \dots, 23$ ,  $\hat{y}_{d,\tau}$  is fed into the day-ahead problem (1) as a parameter. The real-time problem in (2) is solved when the realization  $y_{d,\tau}$  is available on day  $d$ .

## IV. ITERATIVE ALGORITHM FOR PARAMETER ESTIMATION

In this section, we present an iterative learning strategy for the parameter estimation problem in (10). The illustration of such an iterative scheme that solves the bilevel program (10) is shown in Fig. 3. Concretely, the model parameter is first initialized to a value denoted as  $\Theta_V^0$ . With the initialized parameter  $\Theta_V^0$ , the upper-level problem passes the the forecast  $\tilde{y}_{d,\tau} = g(\mathbf{s}_{d,\tau}; \Theta_V^0)$  to the lower-level problem in (9). Then, the lower-level problem provides the optimal dual solutions parameterized by the forecast  $\tilde{y}_{d,\tau}$  to the upper level. For the following epochs  $e = 1, 2, \dots$ , the upper-level problem optimizes the model parameters  $\Theta_V$  with those parameterized dual solutions and gets  $\Theta_V^e, \forall e = 1, 2, \dots$ . The forecast  $\tilde{y}_{d,\tau}$  is redetermined with the updated parameter, and passed to the lower level. We denote the updated parameter at the last epoch as  $\hat{\Theta}_V$ , which will be used in the operational forecasting phase. Next, we detail the upper-level problem in such an iterative scheme.

The parameterized dual solutions provided by the lower-level problem, i.e.,  $\delta_{i,d,\tau}^*(\tilde{y}_{d,\tau})$ ,  $\underline{\eta}_{d,\tau}^*(\tilde{y}_{d,\tau})$ ,  $\overline{\eta}_{d,\tau}^*(\tilde{y}_{d,\tau})$ ,  $\lambda_{d,\tau}^*(\tilde{y}_{d,\tau})$ ,  $\mu_{i,d,\tau}^*(\tilde{y}_{d,\tau}, y_{d,\tau})$  and  $\nu_{d,\tau}^*(\tilde{y}_{d,\tau}, y_{d,\tau})$ , are treated as the parameters at the upper-level problem under the iterative scheme. Therefore, the last two terms  $\psi_{d,\tau}^{D,*}$  and  $\psi_{d,\tau}^{R,*}$  in (8) are constants as they only include the parameterized dual solutions which are treated as parameters at the upper level. Thus, the upper-level objective in (8) can be further simplified

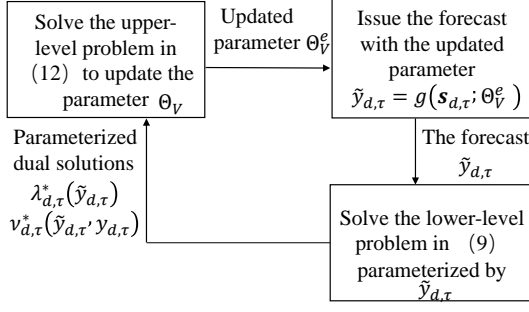


Fig. 3. The illustration of iterative scheme at the epoch  $e$ .

by removing those terms, and the upper-level problem is formulated as,

$$\begin{aligned}
 \min_{\Theta_V} \quad & \frac{1}{D \cdot T} \sum_{d=1}^D \sum_{\tau=0}^T -\lambda_{d,\tau}^*(\tilde{y}_{d,\tau}) \tilde{y}_{d,\tau} - \\
 & \nu_{d,\tau}^*(\tilde{y}_{d,\tau}, y_{d,\tau})(y_{d,\tau} - \tilde{y}_{d,\tau}) \quad (12) \\
 \text{s.t.} \quad & \tilde{y}_{d,\tau} = g(\mathbf{s}_{d,\tau}; \Theta_V) \\
 & 0 \leq \tilde{y}_{d,\tau} \leq \bar{y},
 \end{aligned}$$

whose objective is a linear function of  $\tilde{y}_{d,\tau}$  in the neighborhood where the coefficients  $\lambda_{d,\tau}^*(\tilde{y}_{d,\tau})$ ,  $\nu_{d,\tau}^*(\tilde{y}_{d,\tau}, y_{d,\tau})$  remain unchanged. Such a locally linear objective acts as the value-oriented loss function for guiding the parameter estimation. For a sample in the training set, we define it as  $\ell_{d,\tau}^{upper}$ . The objective can be rewritten as  $\frac{1}{D \cdot T} \sum_{d=1}^D \sum_{\tau=0}^T \ell_{d,\tau}^{upper}$ .

With the defined upper- and lower-level problems, the training under the iterative scheme can be performed in a fixed number of epochs. Although various types of regression models can be used here as a forecast model, we use neural network (NN) with batch optimization as an example, and its training paradigm is summarized in Algorithm 1.

---

**Algorithm 1** Training Phase of a NN-based Forecast Model for Value-oriented Forecasting

---

**Require:** Learning rate  $\alpha$ , batch size  $B$ , and initialized forecast model parameters  $\Theta_V^0$

- 1: **for** epoch  $e=1,2,\dots$  **do**
  - 2:   Sample batch from the training set:  $\{\{\mathbf{s}_{d,\tau}, y_{d,\tau}\}_{\tau=0}^T\}_{d=1}^B$
  - 3:   Output the forecasts via model  $g$  parameterized by  $\Theta_V^{e-1}$ :  $\{\{\tilde{y}_{d,\tau} = g(\mathbf{s}_{d,\tau}; \Theta_V^{e-1})\}_{\tau=0}^T\}_{d=1}^B$
  - 4:   **for** batch  $d=1,2,\dots,B$  **do**
  - 5:     Obtain parameterized dual solutions  $\{\lambda_{d,\tau}^*(\tilde{y}_{d,\tau}), \nu_{d,\tau}^*(\tilde{y}_{d,\tau}, y_{d,\tau})\}_{\tau=0}^T$  by solving the lower-level problem given  $\{\tilde{y}_{d,\tau}\}_{\tau=0}^T$  provided by the upper-level problem
  - 6:   **end for**
  - 7:   Given  $\{\{\lambda_{d,\tau}^*(\tilde{y}_{d,\tau}), \nu_{d,\tau}^*(\tilde{y}_{d,\tau}, y_{d,\tau})\}_{\tau=0}^T\}_{d=1}^B$  provided by the lower-level problem, update forecast model parameter at the upper level via gradient descent:  $\Theta_V^e \leftarrow \Theta_V^{e-1} - \alpha \nabla_{\Theta_V^{e-1}} \sum_{d=1}^B \sum_{\tau=0}^T \ell_{d,\tau}^{upper}$
  - 8: **end for**
- 

## V. CASE STUDY

This section considers the sequential deterministic operation problem faced by a VPP operator managing wind power and analyzes the effectiveness of value-oriented forecasting in this context. A thorough examination of performance in the test set is carried out, focusing on three key aspects: 1) We will demonstrate that our proposed approach leads to lower average operation costs compared to the quality-oriented forecasting approach, which employs MSE or pinball loss as the loss functions during training; 2) We will uncover the operational advantages under large wind power penetrations by investigating the performances at different levels of wind power capacities; and 3) The computational efficiency of the proposed approach will be demonstrated by discussing the computation time.

### A. Description of Operation Simulations and Data

In the context of the energy dispatch problem, we consider the operation of a centralized VPP operator with two slow-start distributed generators (DGs). The demand is served by the DGs and wind power production. In the operation, the centralized operator first solves the day-ahead problem in (1). After the wind power ground truth is revealed, the real-time operation problem in (2) is solved. The detailed model and parameters are given in [34]. In the real-time operation problem, if an energy surplus (where the wind power realization is larger than the forecast) happens, the centralized operator will gain profit from the excessive wind power (such as selling the excessive power to the grid). Therefore the real-time operation cost will be negative. If an energy deficit (where the wind power realization is smaller than the forecast) happens, the centralized operator will pay the cost of settling down the shortage. Therefore the real-time operation cost will be positive. The hourly wind power production in the year 2012 from GEFCom 2014 is used, along with the yearly real demand consumption data. 80% wind and load data are divided into the training set, while the remaining forms the test set. The wind data is scaled by multiplying a constant to fit the parameters setting of the case study.

Since a specific type of forecast model is not the main focus of the work, multi-layer perceptron (MLP) is used. The model hyper-parameters are summarized in Table I, where the contextual information is formed by the estimated wind speed and direction at 10m and 100m altitude, and the output is the forecast in the corresponding hour. For quality-oriented comparison candidates, the MLP with the same structure is also used as the forecast model. To sum up, the only difference between the two forecasting approaches is the loss function and the training paradigm, while others are the same.

### B. Benchmark Models

In general, we use four benchmark models for comparison: two quality-oriented and two value-oriented forecast models. The two quality-oriented forecast models are trained under MSE and pinball loss (asymmetric loss function), and abbreviated as **Qua-E** and **Qua-Q** respectively. To this end, the **Qua-E** provides predictions of the expected wind power, whereas

TABLE I  
SUMMARY OF MLP HYPER-PARAMETERS

Item	Value
No. of hidden layers	2
No. of neurons in hidden layer	256
Dim. of contextual information	4
Optimizer	Adam
Learning rate	1e-3

the Qua-Q provides quantile predictions. We use the value-oriented forecasting approach proposed by [29] as a benchmark and abbreviate it as **Val-L**, as it requires the forecast model to be linear. At the training phase, this approach integrates parameter estimation with sequential decision-making, which is solved by commercial solvers. We set the value-oriented forecasting model trained via OptNet [17] as another benchmark and abbreviate it as **Val-O**. At the training phase, the gradient of the overall operation cost w.r.t. the forecast is derived via differentiable optimization.

### C. Verification Metrics

We use root mean square error (RMSE) and average operating cost to measure the quality and value of forecasts respectively, both of which are negatively oriented.

1) *root mean square error*: It is defined as

$$\text{RMSE} = \sqrt{\frac{1}{D_{test} \cdot T} \sum_{d=1}^{D_{test}} \sum_{\tau=0}^T (y_{d,\tau} - \hat{y}_{d,\tau})^2}, \quad (13)$$

where  $D_{test}$  is the number of the days in the test set.

2) *average operating cost*: It is defined as,

$$\frac{1}{D_{test} \cdot T} \sum_{d=1}^{D_{test}} \sum_{\tau=0}^T c_0^D(\mathbf{x}_{d,\tau}^*(\hat{y}_{d,\tau})) + c_0^R(\mathbf{z}_{d,\tau}^*(\hat{y}_{d,\tau}, y_{d,\tau})). \quad (14)$$

## VI. RESULTS AND DISCUSSION

### A. The Operational Advantage of Value-oriented Forecasting

In this analysis, the capacity of wind power is scaled to 40 kW, whose capacity is 57% of that of the maximum demand. In the test set, we use RMSE and average operation cost, calculated by (14) (which is the summation of the average day-ahead operation cost and average real-time operation cost), as the evaluation metrics for quality and value, respectively. Here, we consider two quality-oriented forecasting approaches, i.e., Qua-E and Qua-Q. The nominal level of the quantile, which is an input to the pinball loss, is set as  $\frac{2}{9}$ . Such nominal level is calculated by  $\frac{\lambda^* - \nu^{*,dw}}{\nu^{*,up} - \nu^{*,dw}}$  [27], where  $\lambda^*$ ,  $\nu^{*,dw}$ ,  $\nu^{*,up}$  are the parameterized dual solutions with the subscript and the parentheses omitted, and are given as an ex-ante ‘‘oracle’’. Specifically, the values are chosen as the marginal generation cost of one of the slow-start generators and flexible resources, i.e., 30 \$/kW, 10 \$/kW, and 100 \$/kW, respectively. The results of the value- and quality-oriented forecasting are reported

in Table II. It clearly shows that accurate forecasting does not always benefit the operation. It can be observed that the forecast model trained under MSE achieves a lower RMSE score, which means the forecast shows more correspondence with the realization. Crafted to prioritize value, the proposed approach yields a significant 9.5% operation cost reduction, compared to Qua-E. Also, Qua-Q is trained under pinball loss, and can partially consider the impact of operation costs and is suitable for the specific case where no operation constraints are considered [27]. Therefore, it results in smaller operation costs, compared to Qua-E. Since it is unsuitable for the more general operation problem discussed in this work, its operation cost is still higher than the proposed one. The results manifest the operational advantage of our approach.

TABLE II  
RMSE AND AVERAGE OPERATION COST IN THE TEST SET.

	RMSE / $kW$	Average operation cost/\$	Average day-ahead cost/\$	Average real-time cost/\$
Qua-E	7.2	39344	33191	6153
Qua-Q	9.2	36009	37221	-1212
Proposed	11.1	35591	38671	-3080

Fig. 4 displays the 4-day wind power forecast profiles of the value- and quality-oriented forecasting approaches. The real-time problem has a clear influence on value-oriented forecasting. Due to the higher opportunity loss for energy deficit than energy surplus, the proposed approach and the quality-oriented one issuing quantile tend to forecast less wind power production than the quality-oriented one issuing expectation, to avoid the less profitable situation of underproduction, such that the energy deficit is less likely to happen. This point can be further demonstrated by the last two columns of Table II, which show that on average, the value-oriented forecasting approach has lower real-time operation cost than the quality-oriented ones. Since the proposed approach tends to forecast less wind power (which has zero marginal cost in the day-ahead problem), the proposed approach has a larger day-ahead operation cost. However, thanks to co-minimizing the day-ahead and the real-time costs at the training phase, the value-oriented forecasting approach achieves lower operation costs for the overall operation.

Furthermore, to demonstrate the effectiveness of the proposed iterative solution method, we compare it with Val-L [29] and Val-O [17]. To accommodate the setting in [29] where the ramping constraints are not considered in day-ahead, we omit the ramping constraint in (1c) for this comparison. The average operation cost in the test set is shown in Table III. Additionally, we present the average operation cost resulting from forecasts issued by a neural network trained using MSE (denoted as Qua-E). It shows that, due to the integration of more advanced forecasting models (NNs vs linear model), our approach and Val-O achieve lower average cost, compared to Val-L. Additionally, despite employing a more sophisticated model, Qua-E has worse performance compared to Val-L,



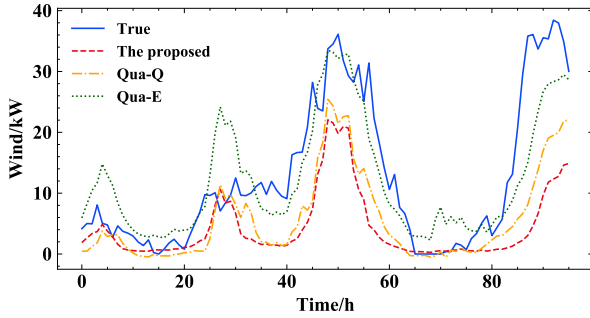


Fig. 4. 4-day wind power forecast profiles issued by the value- and quality-oriented forecasting approaches. Qua-E and Qua-Q stand for quality-oriented forecasts that issue the expectation and  $\frac{2}{9}$  quantile of the wind power.

which employs a linear model. This underscores the necessity of aligning the forecasting model training with the operational performance, via the value-oriented forecasting approach. The training time of neural network-based models is also reported in Table III. As solving the dual problems at the lower level and estimating the forecast model parameters are iteratively performed at the training phase, the proposed approach has a longer training time than Qua-E but much shorter than that of the Val-O based on differentiable programming. Since Val-O needs to calculate the inverse of the Jacobian matrix for the KKT conditions at each epoch, computational cost can be very high.

TABLE III

AVERAGE OPERATION COST IN THE TEST SET AND TRAINING TIME OF NEURAL NETWORK. THE RAMPING CONSTRAINT (1c) HAS BEEN DROPPED FROM THE DAY-AHEAD DISPATCH MODEL IN (1).

	Proposed	Val-L [29]	Val-O [17]	Qua-E
Average operation cost	35598 \$	35781 \$	35628 \$	38667 \$
Training time	3 min 50s	-	45 min	8.26 s

### B. Sensitivity Analysis: Different Wind Power Penetrations

This study investigates the performance of value-oriented forecasting under different levels of wind power capacities: 20, 30, and 40 kW. Under these penetration levels, the primary results of the proposed value-oriented forecasting approach, the quality-oriented forecasts that issue the expectation (Qua-E), and the costs under the perfect forecasts exactly matching the wind realization (Per-F) are summarized in Fig. 5. It shows with the increase in wind power capacity, the average operational cost decreases as wind power, which has zero marginal cost, gradually contributes a larger share toward balancing the load. Also, the trend of cost reduction is more evident in the proposed approach, compared to the Qua-E. Furthermore, under different levels of wind power penetration, the proposed value-oriented forecasting has lower operation costs. The cost reduction is more evident under large wind power capacity. The results show that the benefit of value-oriented forecasting

is more significant under the higher penetration of renewable energy resources.

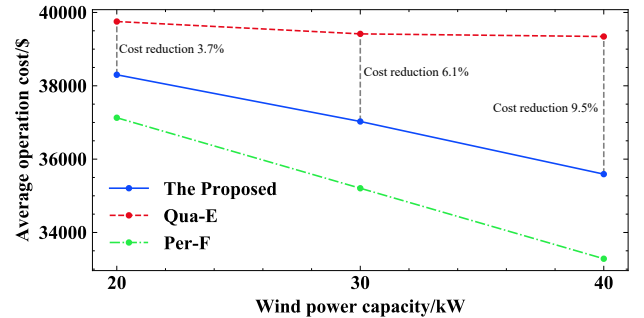


Fig. 5. Average operation cost under different values of wind power capacity. Qua-E stands for quality-oriented forecast. Per-F shows the operation costs with perfect wind forecasts and thus is the lowest bound of the operation cost.

### C. Computational Complexity Comparison

Furthermore, to show the proposed approach is more computationally efficient than the stochastic program, we compare the computation time of the two approaches in the test set. Particularly, for each sample in the test set, the proposed approach firstly solves the day-ahead problem (1) based on the issued point forecast, and then the real-time problem (2). For the comparison candidate, we randomly generate 200 wind power scenarios by k-nearest-neighbors [14]. For each sample in the test set, the centralized operator first solves the program in (4) based on the scenarios, and then the real-time problem (2). The computation time and the average operation cost in the test set are given in Table IV, where the wind power capacity of 40 kW is considered.

TABLE IV

COMPUTATION TIME IN THE TEST SET AND AVERAGE OPERATION COST OF THE PROPOSED APPROACH AND STOCHASTIC PROGRAM.

	Compute time/s	Average operation cost/\$	Average day-ahead cost/\$	Average real-time cost/\$
Proposed	1.21	35591	38671	-3080
Stochastic program	33.2	35540	38905	-3367

As an ideal benchmark, the stochastic program achieves slightly lower operation cost, compared to the proposed approach. However, the proposed approach is much faster than the stochastic program. Such advantage will be more evident under a larger number of scenarios and large-scale systems, as the number of newly introduced constraints and variables increases with the increase of the system scale and the scenario numbers.

## VII. CONCLUSIONS

This paper introduces a novel value-oriented point forecasting methodology tailored for operators who possess renewable energy sources and solve the energy dispatch problems in

sequential order, such as virtual power plant operators within power systems. With the forecasts, operators are allowed to solve a computationally efficient deterministic problem during the day-ahead operation, while still attaining low expected operation costs of the day-ahead and real-time stages. To achieve this, we formulate the parameter estimation for the forecast model as a bilevel program at the training phase. Such a bilevel program is solved by iteratively solving the upper and lower-level problems, with the upper-level objective serving as the designated loss function. For the operation problems in the form of LP, we demonstrate that this loss function exhibits local linearity with regard to forecast model outputs.

During the operation, the sequential deterministic operation framework is still applicable. We evaluate the efficacy of our approach and its practical relevance through a centralized operation problem involving wind power. Numerical outcomes from the test set reveal that, in comparison to the quality-oriented forecasting methods, the proposed approach yields a larger forecasting error measured by RMSE. However, it manages to attain a reduced average overall operation cost. This advantage becomes more sound, particularly under high levels of wind power integration. The computational efficiency is also demonstrated through a comparison of computation time with a stochastic program.

We note that the objective of this study is not to supplant the quality-oriented forecasting approach, but rather to provide tools applicable to specific operational problems. Besides, the value-oriented loss function, within the proposed iterative solution framework, solely operates within the vicinity of each training sample. Therefore, we expect to develop a value-oriented loss function capable of functioning across the entire domain of definition.

#### ACKNOWLEDGMENTS

The authors would like to thank Professor Pierre Pinson at Imperial College London for constructive discussion.

#### REFERENCES

- [1] J. M. Morales, A. J. Conejo, H. Madsen, P. Pinson, and M. Zugno, *Integrating renewables in electricity markets: operational problems*. Springer Science & Business Media, 2013, vol. 205.
- [2] Y. Wang, N. Zhang, Y. Tan, T. Hong, D. S. Kirschen, and C. Kang, "Combining probabilistic load forecasts," *IEEE Transactions on Smart Grid*, vol. 10, no. 4, pp. 3664–3674, 2018.
- [3] Y. Zhang, H. Wen, Q. Wu, and Q. Ai, "Optimal adaptive prediction intervals for electricity load forecasting in distribution systems via reinforcement learning," *IEEE Transactions on Smart Grid*, 2022.
- [4] H. Wen, P. Pinson, J. Ma, J. Gu, and Z. Jin, "Continuous and distribution-free probabilistic wind power forecasting: A conditional normalizing flow approach," *IEEE Transactions on Sustainable Energy*, vol. 13, no. 4, pp. 2250–2263, 2022.
- [5] Y. Chen, Y. Wang, D. Kirschen, and B. Zhang, "Model-free renewable scenario generation using generative adversarial networks," *IEEE Transactions on Power Systems*, vol. 33, no. 3, pp. 3265–3275, 2018.
- [6] T. Gneiting and M. Katzfuss, "Probabilistic forecasting," *Annual Review of Statistics and Its Application*, vol. 1, pp. 125–151, 2014.
- [7] A. H. Murphy, "What is a good forecast? an essay on the nature of goodness in weather forecasting," *Weather and forecasting*, vol. 8, no. 2, pp. 281–293, 1993.
- [8] T. Carriere and G. Kariniotakis, "An integrated approach for value-oriented energy forecasting and data-driven decision-making application to renewable energy trading," *IEEE transactions on smart grid*, vol. 10, no. 6, pp. 6933–6944, 2019.
- [9] C. Zhao, C. Wan, and Y. Song, "Cost-oriented prediction intervals: On bridging the gap between forecasting and decision," *IEEE Transactions on Power Systems*, vol. 37, no. 4, pp. 3048–3062, 2021.
- [10] X. Chen, Y. Yang, Y. Liu, and L. Wu, "Feature-driven economic improvement for network-constrained unit commitment: A closed-loop predict-and-optimize framework," *IEEE Transactions on Power Systems*, vol. 37, no. 4, pp. 3104–3118, 2021.
- [11] A. Stratigakos, S. Camal, A. Michiorri, and G. Kariniotakis, "Prescriptive trees for integrated forecasting and optimization applied in trading of renewable energy," *IEEE Transactions on Power Systems*, vol. 37, no. 6, pp. 4696–4708, 2022.
- [12] Y. Zhang, H. Wen, and Q. Wu, "A contextual bandit approach for value-oriented prediction interval forecasting," *IEEE Transactions on Smart Grid*, 2023.
- [13] J. Zhang, Y. Wang, and G. Hug, "Cost-oriented load forecasting," *Electric Power Systems Research*, vol. 205, p. 107723, 2022.
- [14] D. Bertsimas and N. Kallus, "From predictive to prescriptive analytics," *Management Science*, vol. 66, no. 3, pp. 1025–1044, 2020.
- [15] A. N. Elmachtoub and P. Grigas, "Smart "predict, then optimize"," *Management Science*, vol. 68, no. 1, pp. 9–26, 2022.
- [16] J. Mandi, J. Kotary, S. Berden, M. Mulamba, V. Bucarey, T. Guns, and F. Fioretto, "Decision-focused learning: Foundations, state of the art, benchmark and future opportunities," *arXiv preprint arXiv:2307.13565*, 2023.
- [17] P. Donti, B. Amos, and J. Z. Kolter, "Task-based end-to-end model learning in stochastic optimization," *Advances in neural information processing systems*, vol. 30, 2017.
- [18] D. Wahdany, C. Schmitt, and J. L. Cremer, "More than accuracy: end-to-end wind power forecasting that optimises the energy system," *Electric Power Systems Research*, vol. 221, p. 109384, 2023.
- [19] S. Shah, K. Wang, B. Wilder, A. Perrault, and M. Tambe, "Decision-focused learning without decision-making: Learning locally optimized decision losses," *Advances in Neural Information Processing Systems*, vol. 35, pp. 1320–1332, 2022.
- [20] D. S. Kirschen and G. Strbac, *Fundamentals of power system economics*. John Wiley & Sons, 2018.
- [21] A. J. Conejo, M. Carrión, J. M. Morales *et al.*, *Decision making under uncertainty in electricity markets*. Springer, 2010, vol. 1.
- [22] J. Kazempour and B. F. Hobbs, "Value of flexible resources, virtual bidding, and self-scheduling in two-settlement electricity markets with wind generation—part i: Principles and competitive model," *IEEE Transactions on Power Systems*, vol. 33, no. 1, pp. 749–759, 2017.
- [23] J. M. Morales, M. Zugno, S. Pineda, and P. Pinson, "Electricity market clearing with improved scheduling of stochastic production," *European Journal of Operational Research*, vol. 235, no. 3, pp. 765–774, 2014.
- [24] D. Zhao, V. Dvorkin, S. Delikaraoglou, A. Botterud *et al.*, "Uncertainty-informed renewable energy scheduling: A scalable bilevel framework," *IEEE Transactions on Energy Markets, Policy and Regulation*, 2023.
- [25] M. A. Muñoz, S. Pineda, and J. M. Morales, "A bilevel framework for decision-making under uncertainty with contextual information," *Omega*, vol. 108, p. 102575, 2022.
- [26] E. Y. Bitar, R. Rajagopal, P. P. Khargonekar, K. Poolla, and P. Varaiya, "Bringing wind energy to market," *IEEE Transactions on Power Systems*, vol. 27, no. 3, pp. 1225–1235, 2012.
- [27] P. Pinson, "Wind Energy: Forecasting Challenges for Its Operational Management," *Statistical Science*, vol. 28, no. 4, pp. 564 – 585, 2013.
- [28] K. J. Arrow, T. Harris, and J. Marschak, "Optimal inventory policy," *Econometrica: Journal of the Econometric Society*, pp. 250–272, 1951.
- [29] J. M. Morales, M. Muñoz, and S. Pineda, "Prescribing net demand for two-stage electricity generation scheduling," *Operations Research Perspectives*, vol. 10, p. 100268, 2023.
- [30] J. D. García, A. Street, T. Homem-de Mello, and F. D. Muñoz, "Application-driven learning: A closed-loop prediction and optimization approach applied to dynamic reserves and demand forecasting," *arXiv preprint arXiv:2102.13273*, 2021.
- [31] M. Rahimiyan and L. Baringo, "Strategic bidding for a virtual power plant in the day-ahead and real-time markets: A price-taker robust optimization approach," *IEEE Transactions on Power Systems*, vol. 31, no. 4, pp. 2676–2687, 2015.
- [32] A. Gomez-Exposito, A. J. Conejo, and C. Cañizares, *Electric energy systems: analysis and operation*. CRC press, 2018.
- [33] C. M. Bishop and N. M. Nasrabadi, *Pattern recognition and machine learning*. Springer, 2006, vol. 4, no. 4.
- [34] "Descriptions of day-ahead and real-time energy dispatch problems." <https://github.com/yufan0157/An-iterative-solution-approach-for-value-oriented-forecasting/tree/main>, 2024.