

# Asymmetric double-winged multi-view clustering network for exploring Diverse and Consistent Information

Qun Zheng<sup>a</sup>, Xihong Yang<sup>b</sup>, Siwei Wang<sup>b</sup>, Xinru An<sup>a</sup> and Qi Liu<sup>a</sup>

<sup>a</sup>School of Earth and Space Sciences, University of Science and Technology of China, Hefei 230001, China

<sup>b</sup>College of Computer Science and Technology, National University of Defense Technology, Changsha 410073, China

## ARTICLE INFO

### Keywords:

Multi-view clustering  
asymmetric network  
diverse and consistent  
contrastive learning

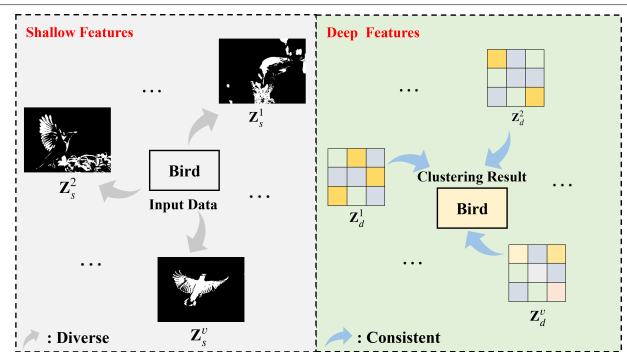
## ABSTRACT

In unsupervised scenarios, deep contrastive multi-view clustering (DCMVC) is becoming a hot research spot, which aims to mine the potential relationships between different views. Most existing DCMVC algorithms focus on exploring the consistency information for the deep semantic features, while ignoring the diverse information on shallow features. To fill this gap, we propose a novel multi-view clustering network termed CodingNet to explore the diverse and consistent information simultaneously in this paper. Specifically, instead of utilizing the conventional auto-encoder, we design an asymmetric structure network to extract shallow and deep features separately. Then, by aligning the similarity matrix on the shallow feature to the zero matrix, we ensure the diversity for the shallow features, thus offering a better description of multi-view data. Moreover, we propose a dual contrastive mechanism that maintains consistency for deep features at both view-feature and pseudo-label levels. Our framework's efficacy is validated through extensive experiments on six widely used benchmark datasets, outperforming most state-of-the-art multi-view clustering algorithms.

## 1. Introduction

Multi-view data is collected from different information sources, which is ubiquitous in many real-world applications, such as recommendation systems, multimedia analysis, and so on. Among those directions, multi-view clustering, aiming to divide the data into different clusters, has become a research hot spot.

In recent years, lots of multi-view clustering methods [1, 2, 3, 4, 5, 6] have been proposed, which can be roughly divided into five categories, i.e., non-negative matrix factorization methods (NMF) [7], graph-based clustering methods [8, 6, 9], multiple kernel clustering methods (MKC) [10, 11, 12, 13], subspace clustering methods [14, 15, 16], and deep multi-view clustering methods [17, 18, 19, 20]. To be specifically, non-negative matrix factorization methods utilize matrix factorization for the multi-view data. On the other hand, MKC effectively integrates information from multiple predefined kernel matrices to enhance clustering performance, facilitating better separation of complex data distributions. Graph-based clustering takes advantage of the multi-view data by constructing a unified graph structure. Meanwhile, subspace clustering methods focus on learning consistent subspace representations, allowing for the identification of shared subspaces across different views and promoting more accurate and robust clustering results. However, despite their individual strengths, these conventional multi-view clustering methods encounter challenges. The limited representation extraction capacity can restrict their ability to fully capture the intricacies of the data. Additionally, the high computation complexity of some of these



**Figure 1:** An example illustration of the motivation. The shallow features  $Z_s^v$  keep diversity, thereby capturing a wealth of information that enhances the portrayal of the features within the original multi-view data. In contrast, the deep features  $Z_d^v$  are derived from intricate network mappings. These deep semantic representations assume the responsibility of retaining consistency, ensuring the preservation of category-related information across the multi-view data.

algorithms may pose practical difficulties, leading to longer processing times and potential resource constraints.

Deep clustering methods have emerged as a promising solution to address the limited representation extraction capacity in traditional multi-view clustering [21, 22, 23, 24, 25, 26]. Deep graph-based methods [27, 28] have been proposed to directly cluster multi-view data using affinity matrices. Moreover, adversarial multi-view methods [29, 30] employ generators and discriminators to align feature distributions for enhanced clustering performance. Furthermore, contrastive learning has recently gained popularity across various fields. COMPLETER [24] utilizes contrastive learning to learn informative and consistent representations from multi-view data, while MFLVC [17] adopts a contrastive strategy to learn different levels of features.

\*Corresponding author at: School of Earth and Space Sciences, University of Science and Technology of China, Hefei 230001, China

✉ qliu7@ustc.edu.cn (Q. Liu)

ORCID(s): 0000-0001-5454-2655 (Q. Liu)

While numerous multi-view clustering techniques have showcased promising outcomes, they often center around fostering congruence in view features, inadvertently neglecting the critical facet of embracing diversity across varying perspectives. As depicted in Fig.1, the shallow features should maintain diversity to faithfully capture the essence of the original multi-view data. In contrast, the deep features must exhibit consistency to yield consistent predictions across distinct view. For instance, the shallow features offer an initial characterization of the multi-view data. Their purpose is to amass a comprehensive gamut of information that mirrors the original dataset, thereby enhancing model training. In the case of the bird sample, the shallow features endeavor to capture diverse angles of the bird. Meanwhile, deep features entail distilled representations of the original data, housing profound semantic insights. Hence, preserving consistency is paramount to ensure consistent category predictions. Irrespective of the circumstances, the model must unflinchingly recognize the input data as a bird rather than misclassifying it as a cat.

In this paper, we design an asymmetric double-winged multi-view clustering network for clustering, named **CodingNet**. The overall framework of CodingNet is depicted in Fig.2. Initially, we devise an asymmetric network to capture shallow and deep view features separately. Subsequently, we introduce two modules to concurrently harness diverse and consistent information from multi-view data. Precisely, we enforce the similarity matrix of shallow features to align with a zero matrix, effectively reducing the inter-feature similarity at the shallow level. Simultaneously, in the latent space, we design a dual contrastive mechanism to ensure consistency among deep features across both view-feature and pseudo-label dimensions. Extensive experiments on six datasets have demonstrated the effectiveness and the superiority of our proposed algorithm.

The main contributions of this paper are listed as follows.

- To explore the diversity and consistency in multi-view clustering, we design an asymmetric double-winged network (CodingNet) to extract the shallow and deep view features, respectively.
- By aligning the similarity matrix of shallow features with a zero matrix, we enhance the diversity of shallow features, thereby yielding a more comprehensive representation of the multi-view data. Moreover, we design a dual contrastive mechanism to learn the consistency of deep features on both view-feature and pseudo-label levels.
- Our proposed algorithms exhibit robustness to hyper-parameters. We substantiate the efficacy of our approach through ablation studies and visualization experiments. The extensive experimental results across six benchmark datasets underscore the superior performance and efficiency of our method.

## 2. Related Work

### 2.1. Multi-view Clustering

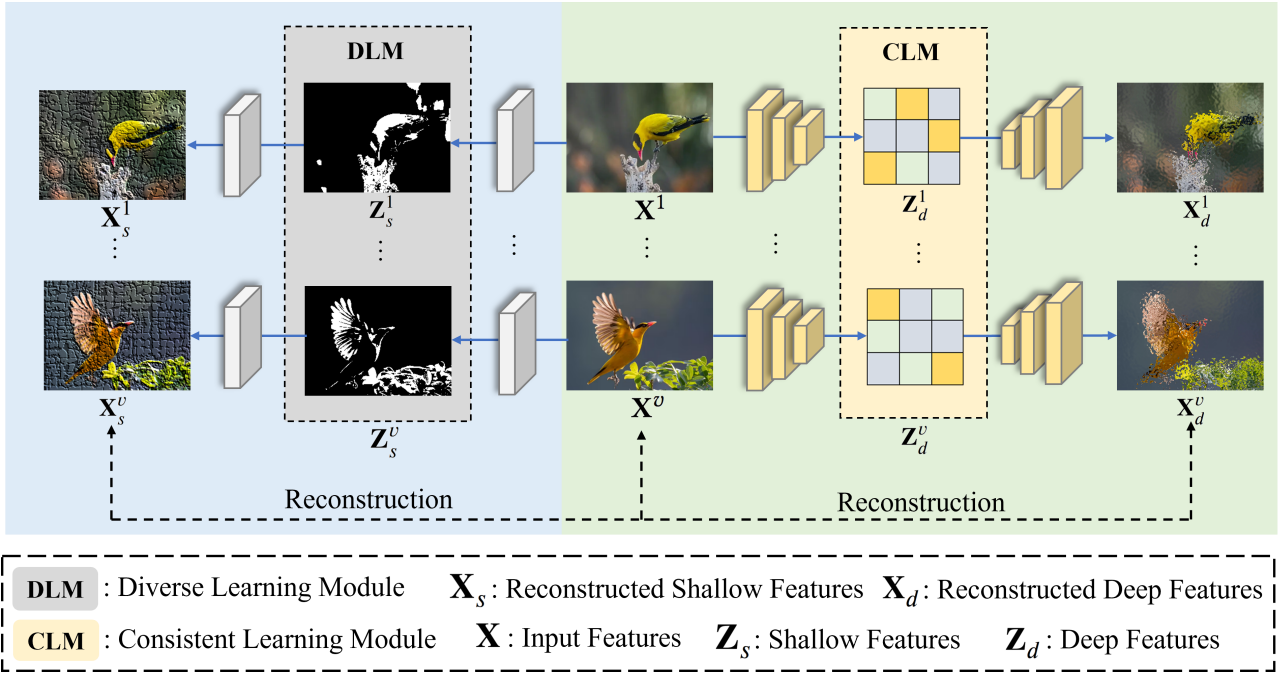
Multi-view Clustering (MVC) has gained significant attention in recent times. The existing MVC algorithms can be broadly categorized into two groups: traditional multi-view clustering methods and deep multi-view clustering methods. Traditional multi-view clustering methods encompass four primary categories. Firstly, there are matrix factorization-based algorithms [31, 32, 7]. These techniques employ non-negative matrix factorization to extract a common latent factor from the multi-view data. In the context of multi-view scenarios, [33] proposed a shared clustering indicator matrix. Secondly, there is kernel learning-based MVC. In this approach, predefined kernels are employed to handle diverse views [11, 10, 12]. By combining these kernels linearly or non-linearly, an integrated kernel is derived to facilitate clustering. Thirdly, graph-based MVC techniques [34, 35, 36, 37, 38, 39] exploit the inherent structure within the multi-view data by constructing graphs that preserve relationships among the samples. Lastly, there are subspace-based MVC [40, 41, 8, 6] methods that focus on learning a consistent subspace representation for multi-view data. For instance, in [42], the authors introduced a diversity-induced mechanism for multi-view subspace clustering. Nevertheless, the aforementioned conventional approaches could merely mine the shallow representation of the multi-view data. As a result, the representation lacks the necessary discriminative capacity.

Deep neural networks [43, 44, 45, 46, 47] have demonstrated their capability in extracting robust feature representations, which has led to the development of deep multi-view clustering methods in recent years [21, 23, 22]. These methods can be categorized into two groups: one-stage algorithms [48, 25] and two-stage algorithms [49, 24]. Leveraging the power of deep learning, deep multi-view clustering algorithms have the ability to uncover latent cluster patterns within multi-view data.

### 2.2. Contrastive Learning

Contrastive learning has garnered significant attention in both computer vision [50, 51, 52, 53, 54, 55] and graph clustering [56, 57, 58, 59, 60, 61] due to its robust ability to extract inherent supervisory information. The core tenet of contrastive learning revolves around amplifying the similarity between positive samples while minimizing it between negative samples in the latent space. Noise contrastive estimation (NCE) [62, 63] initially proposed this principle. InfoNCE [64] subsequently expanded NCE to differentiate between distinct views of a sample. Building on these concepts, Moco [65] and SimCLR [51] pioneered image-wise feature learning by drawing positive sample pairs closer and pushing negative ones apart.

In the realm of multi-view clustering, various contrastive learning techniques have been proposed. For instance, CMC [34] introduced a multi-view coding framework for contrastive learning, aimed at extracting underlying semantic insights. MVGRL [66] leveraged graph diffusion matrices



**Figure 2:** Illustration of our proposed asymmetric double-winged multi-view clustering network. In our approach, we extract shallow and deep view features using two distinct encoder network structures. Subsequently, we introduce two modules: the Diverse Learning Module (DLM) and the Consistent Learning Module (CLM). These modules enable us to explore diverse and consistent information, respectively. Specifically, we align the similarity matrix of shallow features with a zero matrix, effectively enhancing the diversity of shallow features. Additionally, we introduce a dual contrastive mechanism that ensures the consistency of deep features at both the view-feature and pseudo-label levels.

to create augmented graphs, implementing a multi-view contrastive approach for downstream tasks. More recently, MFLVC [17] introduced dual objectives for multi-view clustering via contrastive learning, emphasizing both high-level features and semantic labels.

### 3. Method

In this section, we propose a novel multi-view clustering algorithm, termed CodingNet. The overall framework of CodingNet is shown in Fig. 2.

#### 3.1. Notations and Preliminary

We denote the multi-view data as  $\mathbf{X} = \mathbf{X}^1, \mathbf{X}^2, \dots, \mathbf{X}^v \in \mathbb{R}^{N \times D_v}$ , where  $\mathbf{X}^v$  represents the samples in the  $v$ -th view, and  $D_v$  represents the dimensionality of the samples in that view. Furthermore,  $N$  denotes the number of samples in each view. The objective of multi-view clustering is to partition the samples into  $K$  clusters.

Inspired by the strong ability of the feature extraction, autoencoder has attracted the attention of researchers [67, 68]. In our approach, we define  $f(\theta^v; \cdot)$  and  $g(\xi^v; \cdot)$  as encoder network and decoder network, respectively. Therefore, we could obtain the view feature and the reconstruction feature as:

$$\begin{aligned} \mathbf{Z}^v &= f(\theta^v; \mathbf{X}^v), \\ \tilde{\mathbf{X}}^v &= g(\xi^v; \mathbf{Z}^v) = g(\xi^v; (f(\theta^v; \mathbf{X}^v))) \end{aligned} \quad (1)$$

where  $\mathbf{Z}^v$  is the view feature,  $\tilde{\mathbf{X}}^v$  is the reconstruction feature. Through the autoencoder, we optimize the reconstruction loss to learn the latent view feature by minimizing:

$$\mathcal{L}_{rec} = \sum_{v=1}^V \|\mathbf{X}^v - g(\xi^v; (f(\theta^v; \mathbf{X}^v)))\|_F^2. \quad (2)$$

#### 3.2. Diverse Learning Module

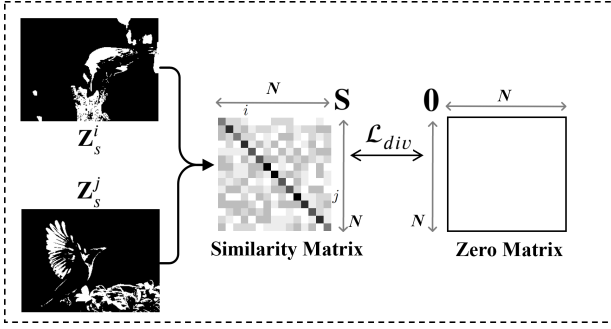
Diverse information is a piece of important information in multi-view data. In this subsection, we design a diverse learning module (DLM) to explore the shallow feature in multi-view scenarios. The framework of DLM is shown in Fig. 3. Specifically, a simple encoder network is proposed to obtain the shallow view features as follows:

$$\mathbf{Z}_s^v = f_s(\theta^v; \mathbf{X}^v), \quad (3)$$

where  $f_s(\theta^v; \cdot)$  signifies the simple encoder network. For this purpose, we employ a single-layer Multi-Layer Perceptron (MLP) as  $f_s(\theta^v; \cdot)$  to capture initial view features. Subsequently, we utilize  $\ell_2$  to normalize  $f_s(\theta^v; \cdot)$ :

$$\mathbf{Z}_s^v = \frac{\mathbf{Z}_s^v}{\|\mathbf{Z}_s^v\|_2}. \quad (4)$$

By this manner, we could obtain the shallow view features  $\mathbf{Z}_s^v$ , which are extracted by the simple single-layer



**Figure 3:** Illustration of diverse learning module (DLM). By aligning the similarity matrix to the zero matrix, we reduce the similarity for the shallow view features, thus keeping the diversity of the multi-view data.

MLP. In order to explore the diversity of multi-view data, the shallow features should keep diversity across various views, reflecting the inherent traits of the input data. The process of preserving diversity in the shallow view features can be divided into two steps.

Firstly, the similarity matrix between two shallow features is calculated as:

$$S_{ij} = \frac{(\mathbf{Z}_i)(\mathbf{Z}_j)^T}{\|\mathbf{Z}_i\|_2\|\mathbf{Z}_j\|_2}. \quad (5)$$

Here,  $S_{ij}$  is calculated by cosine similarity. After that, we force the similarity matrix to be equal to a zero matrix by minimizing the following formula:

$$\mathcal{L}_{div} = \frac{1}{N^2} \sum (\mathbf{S} - \mathbf{0})^2. \quad (6)$$

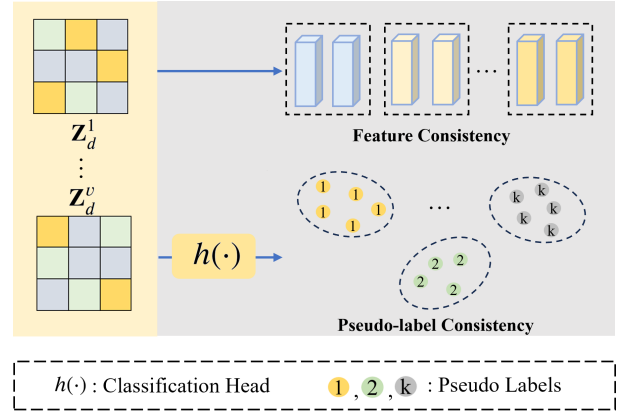
To elaborate, the diagonal elements signify the representation of the same sample in different views. By aligning the similarity of these diagonal elements to 0, we ensure the retention of diversity among the shallow features. Conversely, the off-diagonal elements represent different samples across the views, making it logical to minimize their similarity towards 0.

### 3.3. Consistent Learning Module

Contrastive learning often focuses on extracting consistent information from multi-view data. Illustrated in Fig. 4, our consistent learning module (CLM) is designed to facilitate this. We employ a sophisticated encoder network, denoted as  $f_d(\cdot; \theta^v)$ , to derive the deep view feature  $\mathbf{Z}_d^v$ :

$$\begin{aligned} \mathbf{Z}_d^v &= f_d(\theta^v; \mathbf{X}^v), \\ \mathbf{Z}_d^v &= \frac{\mathbf{Z}_d^v}{\|\mathbf{Z}_d^v\|_2}. \end{aligned} \quad (7)$$

Then, we could obtain the pseudo labels by the classification head  $h(\cdot)$  in an end-to-end manner. Specifically, the deep view features are fed into an MLP layer. The cluster alignments for all views are generated by:



**Figure 4:** Illustration of the consistent learning module (CLM). To be concrete, we design a dual contrastive mechanism to learn the consistency in both view-feature level and pseudo-label levels.

Subsequently, the pseudo labels can be derived through the classification head  $h(\cdot)$  in an end-to-end manner, generating cluster alignments for all views:

$$\mathbf{P}_d^v = h(\mathbf{Z}_d^v), \quad (8)$$

where  $\mathbf{P}_d^v$  is the output probability of the deep view features.

The contrastive loss for the for deep view feature is formulated as:

$$\begin{aligned} \ell(i) &= -\log \frac{e^{(\text{sim}(\mathbf{Z}_i^m, \mathbf{Z}_i^n)/\tau)}}{\sum_{k=1}^N \mathbb{1}_{[k \neq i]} e^{(\text{sim}(\mathbf{Z}_i^m, \mathbf{Z}_k^n)/\tau)}} \\ &\quad -\log \frac{e^{(\text{sim}(h(\mathbf{Z}_i^m), h(\mathbf{Z}_i^n))/\tau)}}{\sum_{k=1}^N \mathbb{1}_{[k \neq i]} e^{(\text{sim}(h(\mathbf{Z}_i^m), h(\mathbf{Z}_k^n))/\tau)}}, \end{aligned} \quad (9)$$

where  $\mathbb{1}_{[k \neq i]} \in \{0, 1\}$  is an indicator function.  $m, n \in \{1, \dots, N\}$ .  $\tau$  is the temperature parameter.  $\text{sim}(\cdot)$  denotes the similarity between two deep view features. The deep feature contrastive loss across all views as:

$$\mathcal{L}_{con} = \frac{1}{N} \sum_{i=1}^N \ell(i) \quad (10)$$

In our paper, we ensure diversity by compelling the similarity matrix of shallow view features to approach zero matrices. This approach leads to a decrease in the similarity between any two shallow view features during training. Simultaneously, we utilize the contrastive loss to maintain consistency among deep view features, achieving this by minimizing the distance between positive samples and increasing the distance from negative samples.

### 3.4. Loss function

Our proposed CodingNet simultaneously optimizes four objectives, including the reconstruction loss  $\mathcal{L}_{rec}$ , the diversity loss  $\mathcal{L}_{div}$ , the consistent loss  $\mathcal{L}_{con}$ , and the consistent prediction loss  $\mathcal{L}_{cp}$ .



**Algorithm 1:** CodingNet

---

**Input:** Raw features:  $\{\mathbf{X}^{(v)}\}_{v=1}^V$ , the interaction number  $E$

**Output:** Clustering result  $\mathbf{R}$ .

- 1 Initialize the designed modules, including diverse learning module, and consistent learning module;
- 2 **while**  $e = 1 < E$  **do**
- 3     Obtain the shallow view features  $\mathbf{Z}_s^v$  and  $\mathbf{Z}_d^v$  by the simple encoder network and complex encoder network with Eq.(3) and Eq.(7), respectively;
- 4     Calculate the similarity matrix  $\mathbf{S}$  for shallow view features with Eq.(5);
- 5     Force  $\mathbf{S}$  to approximate an identity matrix and calculate diverse feature learning loss  $\mathcal{L}_{div}$  with Eq. (6);
- 6     Generate the pseudo labels by Eq.(8);
- 7     Calculate the consistent feature learning loss  $\mathcal{L}_{con}$  with Eq.(10);
- 8     Calculate the consistent prediction loss  $\mathcal{L}_{cp}$  with Eq. (11);
- 9     Update the whole network by minimizing  $\mathcal{L}$  in Eq. (12);
- 10 **end**
- 11 **return:** Output the clustering result  $\mathbf{R}$ .

---

**Table 1**  
Statistics summary of six datasets.

Dataset	Samples	Clusters	Views
Reuters	1200	6	5
CALTECH101_7	1400	7	5
UCI_digit	2000	10	3
CALTECH101	9144	102	5
Hdigit	10000	10	2
STL10_4Views	13000	10	3

In detail,  $\mathcal{L}_{cp}$  is designed to keep the same prediction for different views:

$$\mathcal{L}_{cp} = \sum_{v=1}^V \|\mathbf{P}_d^v - \mathbf{P}_s^v\|_F^2 \quad (11)$$

where  $\|\cdot\|$  is the mean squared error loss.  $\mathbf{P}_d$  and  $\mathbf{P}_s$  are the prediction results of the deep and shallow view features, respectively. Overall, the loss function of CodingNet is formulated as:

$$\mathcal{L} = \mathcal{L}_{rec} + \mathcal{L}_{div} + \mathcal{L}_{con} + \mathcal{L}_{cp} \quad (12)$$

The detailed learning procedure of CodingNet is illustrated in Algorithm 1.

## 4. Experiments

In this section, we conduct experiments to verify the effectiveness of our proposed CodingNet. The experiments aim to address the following key questions:

- **RQ1:** How does CodingNet perform in multi-view clustering?
- **RQ2:** What influence does the proposed module have on the performance of CodingNet?
- **RQ3:** How do the hyper-parameters affect the performance of CodingNet?
- **RQ4:** What clustering structure does CodingNet reveal?

### 4.1. Experimental Setup

We conducted the experiments on a desktop computer equipped with an Intel Core i7-7820x CPU, an NVIDIA GeForce RTX 2080Ti GPU, 64GB of RAM, and utilized the PyTorch deep learning platform. In all experiments, we trained the methods until convergence, using the Adam optimizer [69] to minimize the total loss.

**Datasets:** The datasets used in our paper include Reuters<sup>1</sup>, Caltech101\_7<sup>2</sup>, UCI\_digit<sup>3</sup>, Hdigit<sup>4</sup>, Caltech101<sup>5</sup>, and STL10<sup>6</sup>. The brief information of these datasets is summarized in Table 1.

**Evaluation Metrics:** In this paper, we adopt the widely used metrics in multi-view clustering, i.e., accuracy (ACC), normalized mutual information (NMI), and purity (PUR)[14, 70, 71].

**Parameter Setting:** During training, the learning rate is set to 0.0003, and a batch size of 256 is used.

#### Comparison methods

The proposed CodingNet algorithm is compared against a total of seven deep multi-view clustering algorithms. These clustering algorithms can be roughly categorized into two groups: deep multi-view clustering algorithms (AE2-Net [72], CoMIC [19], DEMVC [73], SDMVC [20], SDSNE [18], DSMVC [74], SiMVC [26]) and contrastive multi-view clustering algorithms (CoMVC [26], MFLVC [17]).

### 4.2. Performance Comparison (RQ1)

In this subsection, we implement experiments to demonstrate the effectiveness of the proposed CodingNet. To be concrete, two categories deep multi-view algorithms are compared our method with nine baselines, including classical deep multi-view clustering algorithms ((AE2-Nets [72], CoMIC [19], DEMVC [73], SDMVC [20], SDSNE [18], DSMVC [74], CoMVC [26])), and deep contrastive multi-view clustering algorithms (SiMVC [26], MFLVC [17]).

<sup>1</sup><http://archive.ics.uci.edu/ml/datasets/Reuters-21578+Text+Categorization+Collection>

<sup>2</sup><https://data.caltech.edu/records/mzrjq-6wc02>

<sup>3</sup><https://cs.nyu.edu/~lroweis/data.html>

<sup>4</sup><https://cs.nyu.edu/~lroweis/data.html>

<sup>5</sup><https://data.caltech.edu/records/mzrjq-6wc02>

<sup>6</sup><https://cs.stanford.edu/~acoates/stl10/>

**Table 2**

Performance comparison across eight benchmark datasets in the context of multi-view clustering (Part 1/2). The optimal outcomes are indicated in **bold**, while the second-best values are underlined.

Methods		Reuters			Caltech101_7			UCI_digit		
Evaluation Metrics (%)		ACC	NMI	PUR	ACC	NMI	PUR	ACC	NMI	PUR
AE2-Nets	CVPR 2019	22.55	03.48	24.42	49.72	36.09	52.05	80.57	69.51	80.57
COMIC	ICML 2019	16.67	12.57	16.67	53.20	54.90	60.40	73.55	81.80	81.35
DEMVC	IS 2020	<u>45.00</u>	<u>21.08</u>	<u>45.08</u>	54.86	41.77	56.00	62.30	60.54	63.15
SDMVC	TKDE 2021	17.67	14.73	18.58	44.21	30.97	47.93	63.00	64.29	67.05
CoMVC	CVPR 2021	32.25	13.58	33.83	40.84	28.66	69.95	46.4	49.36	46.45
SiMVC	CVPR 2021	33.58	10.36	33.67	75.03	37.07	77.54	20.75	16.59	21.75
SDSNE	AAAI 2022	23.25	20.28	27.00	76.14	<b>74.52</b>	78.93	84.55	<b>89.05</b>	87.05
MFLVC	CVPR 2022	39.92	20.01	41.42	<u>80.40</u>	70.30	<u>80.40</u>	<u>92.00</u>	85.40	<u>92.00</u>
DSMVC	CVPR 2022	43.83	18.11	45.00	62.64	47.34	64.43	85.45	80.67	85.40
CodingNet	Ours	<b>45.83</b>	<b>26.02</b>	<b>46.00</b>	<b>83.71</b>	<u>73.47</u>	<b>83.71</b>	<b>93.25</b>	<u>87.74</u>	<b>93.25</b>

**Table 3**

Performance comparison across eight benchmark datasets in the context of multi-view clustering (Part 1/2). The optimal outcomes are indicated in **bold**, while the second-best values are underlined. The abbreviation O/M stands for out-of-memory error experienced during training.

Methods		CALTECH101			Hdigit			STL10		
Evaluation Metrics (%)		ACC	NMI	PUR	ACC	NMI	PUR	ACC	NMI	PUR
AE2-Nets	CVPR 2019	13.95	<u>30.54</u>	25.43	83.74	86.56	90.81	9.60	17.76	23.19
COMIC	ICML 2019	17.22	26.88	20.67	94.21	86.96	94.21	18.27	11.76	18.71
DEMVC	IS 2020	11.05	22.84	19.66	38.65	37.08	42.17	28.34	<u>26.19</u>	30.13
SDMVC	TKDE 2021	15.11	30.48	<u>28.78</u>	27.86	23.09	28.13	30.01	25.27	31.07
CoMVC	CVPR 2021	16.36	25.61	23.71	34.63	39.81	36.35	23.55	16.26	25.01
SiMVC	CVPR 2021	13.48	18.18	17.91	23.48	11.20	25.02	16.04	6.34	17.02
SDSNE	AAAI 2022	O/M	O/M	O/M	O/M	O/M	O/M	O/M	O/M	O/M
MFLVC	CVPR 2022	<b>21.30</b>	28.60	28.23	<u>98.82</u>	<u>98.41</u>	<u>98.82</u>	<u>31.14</u>	25.36	<u>31.25</u>
DSMVC	CVPR 2022	16.27	26.53	25.60	98.06	97.36	98.06	27.53	19.33	29.41
CodingNet	Ours	<u>19.05</u>	<b>36.79</b>	<b>34.28</b>	<b>99.7</b>	<b>99.06</b>	<b>99.7</b>	<b>35.77</b>	<b>29.02</b>	<b>35.97</b>

The results are shown in Table.2 and Table. 3. We could obtain the following observations.

1. Our proposed CodingNet could achieve promising clustering performance compared with the classical deep multi-view clustering algorithms, e.g., COMIC [19], DEMVC [73]. This improvement can be attributed to the incorporation of contrastive learning in CodingNet, which helps in generating more discriminative features. Taking the result on the Reuters dataset for example, our CodingNet exceeds the runner-up method by 0.83%, 4.94%, and 0.92% increments with respect to ACC, NMI, and PUR.
2. When compared to deep contrastive multi-view clustering algorithms like SiMVC [26] and MFLVC [17], CodingNet consistently exhibits superior performance. We speculate that the reason may be that the traditional contrastive algorithms focus on learning the consistency of the view feature, while ignoring the diversity.
3. Our proposed method exhibits excellent scalability, making it suitable for handling large-scale datasets

such as STL\_10. From the results in Table.3, our CodingNet surpasses the runner-up by CodingNet in terms of ACC, CodingNet in terms of NMI, and CodingNet in terms of PUR.

Overall, the aforementioned observations unequivocally establish the superior performance of our proposed CodingNet algorithm on six datasets with nine baselines.

### 4.3. Ablation Studies (RQ2)

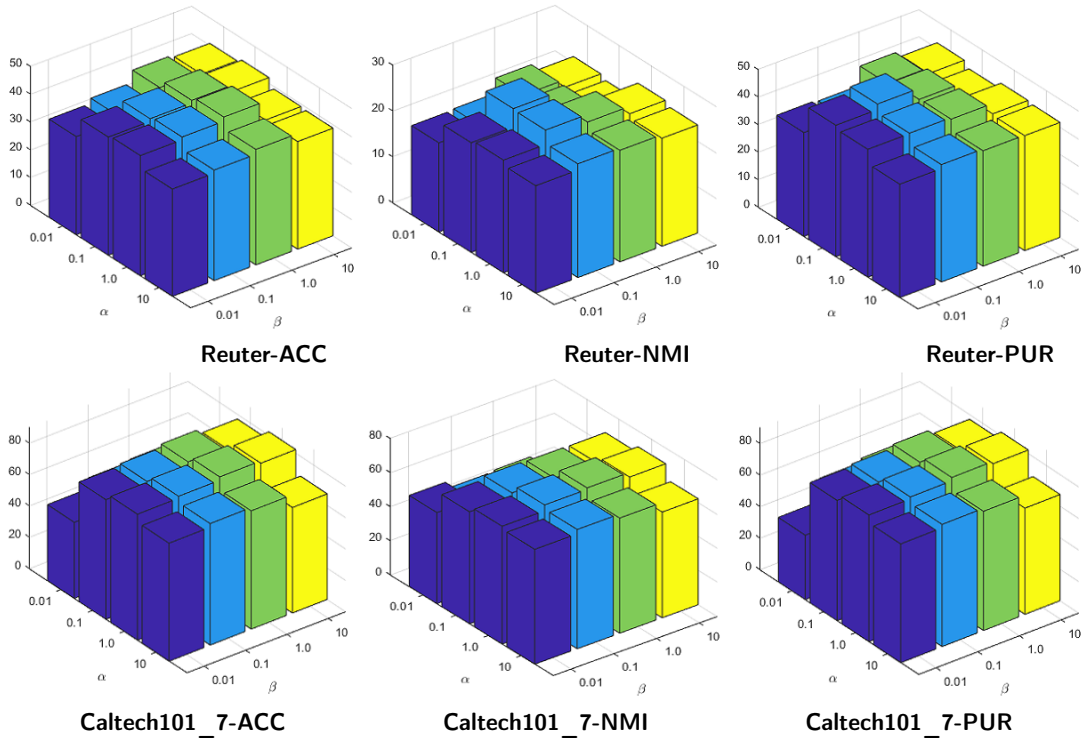
#### 4.3.1. Effectiveness of the designed modules

In this subsection, we have conducted a series of experiments to validate the efficacy of the proposed strategies, encompassing the consistent learning module, the diverse learning module, and the consistent prediction module. To this end, we employ different model variants denoted as “(w/o) D”, “(w/o) C”, “(w/o) P”, and “(w/o) D&C&P”. These variants correspond to reduced models achieved by individually removing the diverse learning module, the consistent learning module, the consistent prediction module, and all aforementioned modules combined. Additionally, we employ an autoencoder as the backbone network to acquire

**Table 4**

Ablation Studies of CodingNet in six datasets. “(w/o) D”, “(w/o) C”, “(w/o) P”, and “(w/o) D&C&P” represent the reduced models by removing the diverse learning module, the consistent learning module, the consistent prediction module, and all designed modules, respectively. Besides, “Sym” denotes the symmetric network structure. “B-D” and “B-C” mean that the network is optimized by separately exploring diversity and consistency.

Dataset	Metrics	(w/o)D	(w/o)C	(w/o)P	(w/o)D&C&P	Sym	B-D	B-C	Ours
Reuters	ACC	41.75	26.25	40.25	24.50	36.75	16.67	41.67	45.83
	NMI	24.59	05.06	25.31	08.76	22.24	00.00	25.03	26.02
	PUR	41.92	26.25	43.08	24.83	40.25	16.67	41.83	46.00
Caltech101_7	ACC	77.50	26.50	81.71	23.14	75.00	14.29	76.43	83.71
	NMI	70.42	07.60	72.36	09.95	68.20	00.00	68.00	73.47
	PUR	70.42	26.57	81.71	23.14	75.00	14.29	76.43	83.71
UCI_digit	ACC	91.95	20.95	84.30	12.95	83.85	10.00	82.95	93.25
	NMI	85.83	10.80	82.14	05.22	80.48	00.00	80.27	87.74
	PUR	91.95	20.95	84.30	13.50	83.85	10.00	82.95	93.25
CALTECH101	ACC	15.87	10.33	14.86	09.56	14.74	08.75	16.19	19.05
	NMI	36.01	01.84	35.99	09.56	35.70	00.00	36.21	36.79
	PUR	33.56	10.35	33.71	09.69	33.50	08.75	34.04	34.28
Hdigit	ACC	89.28	12.51	98.41	19.31	14.59	14.93	98.39	99.70
	NMI	89.20	02.24	95.65	07.94	04.71	10.09	95.67	99.06
	PUR	89.28	12.51	98.41	19.68	14.59	14.93	98.39	99.70
STL10	ACC	32.67	13.27	17.56	11.75	32.62	10.00	33.98	35.77
	NMI	27.24	01.72	08.12	01.02	26.87	00.00	27.94	29.02
	PUR	33.92	13.27	17.88	11.77	33.72	10.00	35.34	35.97

**Figure 5:** Sensitivity analysis of the hyper-parameter  $\alpha$  and  $\beta$  on two datasets with three metrics.

representations for the downstream clustering task, referred to as “(w/o) D&C&P”. The outcomes of these ablation experiments are detailed in Table 4. The overarching conclusion drawn from these results is that the removal of any of our designed modules leads to a noticeable decline in the clustering performance for multi-view data. This empirical

evidence underscores the positive contributions of each of the designed modules to the overall clustering performance.

The reasons we analyze are as follows.

1. The shallow view features obtained from the diverse learning module capture the fundamental characteristics of multi-view data. By enforcing diversity in




Figure 6: 2D visualization on UCI-digit dataset.

these features, the network is guided to generate more distinctive view representations.

2. The consistency of deep view features is mined by the contrastive loss in both the deep view feature level and pseudo labels level.
3. Consistency in class information is crucial at the feature level. The consistent prediction module ensures that the network produces the same prediction for both shallow and deep view features, thereby enhancing clustering performance.

In summary, the discriminative capacity of the network can be improved by the proposed modules.

#### 4.3.2. Effectiveness of the asymmetric network

We design an asymmetric network to extract both shallow and deep features. In order to emphasize the advantages of this structure, we conducted experiments on six datasets. Specifically, we designed a symmetrical architecture involving four linear layers and three activation functions. The results are presented in Table. 4. It is evident that the model's clustering performance is not promising when employing the symmetrical network. This can be attributed to the following factors:

1. The view features extracted through the same encoder network turn out to be quite similar.
2. Since diverse and consistent aspects of the view features are trained using different loss functions, optimizing the network with disparate loss functions on similar view features becomes challenging.

#### 4.3.3. Effectiveness of the diversity and consistency

In our paper, we the dual goals of enhancing diversity in shallow features and consistency in deep features. Specifically, we enforce the similarity matrix to align with the zero matrix to preserve the diversity of shallow features. Additionally, we introduce a dual contrastive mechanism to

ensure the consistency of deep features. In this subsection, we formulate two optimization approaches to validate the impacts of diversity and consistency. We simultaneously emphasize diversity in both shallow and deep view features, termed as “**B-D**”. Similarly, we denote “**B-C**” to indicate an emphasis on consistency for both shallow and deep view features. The experimental findings are presented in Table. 4, revealing the following insights:

1. Simultaneously keeping diversity leads to unsatisfactory clustering performance. This result can be attributed to the fact that the fundamental goal of clustering is to group samples into distinct clusters. Overemphasizing diversity between view features runs counter to the clustering objective.
2. The clustering performance decreases under maintaining the consistency for both shallow and deep view features. This optimization method is equivalent to conducting two levels of contrastive learning, while ignoring the diversity of shallow view features.

#### 4.4. Hyper-parameter Analysis (RQ4)

In this subsection, we implement experiments to explore the influence of the trade-off parameters in the total loss, i.e.,  $\mathcal{L}_{rec} + \alpha\mathcal{L}_{div} + \beta\mathcal{L}_{con} + \mathcal{L}_{cp}$ . To be concrete, we analyze the influence of the designed diverse learning module and the consistent learning module. The results are conducted in Reuter and Caltech101\_7 with ACC, NMI, and PUR metrics. The trade-off hyper-parameters  $\alpha$  and  $\beta$  is within the range of [0.01, 0.1, 1, 10]. The results are shown in Fig. 5. We could observe as follows.

1. When the value of  $\alpha$  and  $\beta$  are set to an extreme value, e.g., 0.01, the model will obtain unpromising clustering performance. We analyze the reason is that the balance of the loss is destroyed.
2.  $\alpha$  exerts a more substantial impact on model performance. This stems from the fact that the contrastive



learning mechanism significantly bolsters the model's discriminative capacity.

#### 4.5. Visualization Analysis (RQ5)

In this subsection, we employ the *t*-SNE algorithm [75] to visualize the distribution of learned embeddings from our proposed CodingNet algorithm. We showcase the superiority of CodingNet on the UCI\_digit dataset. The visualization results are depicted in Fig. 6, and it is evident that CodingNet effectively revealed the intrinsic clustering structure.

### 5. Conclusion

To concurrently harness diverse and consistent information, this paper introduces CodingNet, an innovative asymmetric double-winged network for multi-view clustering. To be specific, we first propose the asymmetric network to extract the shallow and deep features separately. Besides, two specialized strategies are designed for diversity and consistency. For exploring diversity, we align the similarity matrix on shallow feature to zero matrix, thus reducing the similarity for the shallow features. To explore consistency, we design a dual contrastive mechanism on both view-feature and pseudo-label levels. Extensive experimental results on six datasets demonstrate the effectiveness of CodingNet.

### Acknowledgments

This work was supported partly by the Pre Research Project (YZ2082300006) from University of Science and Technology of China.

### References

- [1] M.-S. Chen, L. Huang, C.-D. Wang, D. Huang, Multi-view clustering in latent embedding space, in: Proceedings of the AAAI conference on artificial intelligence, volume 34, 2020, pp. 3513–3520.
- [2] M.-S. Chen, L. Huang, C.-D. Wang, D. Huang, J.-H. Lai, Relaxed multi-view clustering in latent embedding space, *Information Fusion* 68 (2021) 8–21.
- [3] M.-S. Chen, C.-D. Wang, J.-H. Lai, Low-rank tensor based proximity learning for multi-view clustering, *IEEE Transactions on Knowledge and Data Engineering* 35 (2022) 5076–5090.
- [4] M. Chen, T. Liu, C. Wang, D. Huang, J. Lai, Adaptively-weighted integral space for fast multiview clustering, in: The 30th ACM International Conference on Multimedia, ACM, 2022, pp. 3774–3782.
- [5] X. Yang, J. Jin, S. Wang, K. Liang, Y. Liu, Y. Wen, S. Liu, S. Zhou, X. Liu, E. Zhu, Dealmvc: Dual contrastive calibration for multi-view clustering, in: Proceedings of the 31th ACM International Conference on Multimedia, 2023.
- [6] S. Liu, X. Liu, S. Wang, X. Niu, E. Zhu, Fast incomplete multi-view clustering with view-independent anchors, *IEEE Transactions on Neural Networks and Learning Systems* (2022).
- [7] J. Wen, Z. Zhang, Y. Xu, Z. Zhong, Incomplete multi-view clustering via graph regularized matrix factorization, in: Proceedings of the European conference on computer vision (ECCV) workshops, 2018, pp. 0–0.
- [8] S. Liu, S. Wang, P. Zhang, K. Xu, X. Liu, C. Zhang, F. Gao, Efficient one-pass multi-view subspace clustering with consensus anchors, in: Proceedings of the AAAI Conference on Artificial Intelligence, volume 36, 2022, pp. 7576–7584.
- [9] S. Wang, X. Liu, S. Liu, J. Jin, W. Tu, X. Zhu, E. Zhu, Align then fusion: Generalized large-scale multi-view clustering with anchor matching correspondences, *Advances in Neural Information Processing Systems* 35 (2022) 5882–5895.
- [10] X. Liu, L. Liu, Q. Liao, S. Wang, Y. Zhang, W. Tu, C. Tang, J. Liu, E. Zhu, One pass late fusion multi-view clustering, in: International Conference on Machine Learning, PMLR, 2021, pp. 6850–6859.
- [11] X. Liu, Simplemkm: Simple multiple kernel k-means, *IEEE Transactions on Pattern Analysis and Machine Intelligence* (2022).
- [12] X. Liu, Incomplete multiple kernel alignment maximization for clustering, *IEEE Transactions on Pattern Analysis and Machine Intelligence* (2021).
- [13] X. Liu, M. Li, C. Tang, J. Xia, J. Xiong, L. Liu, M. Kloft, E. Zhu, Efficient and effective regularized incomplete multi-view clustering, *IEEE transactions on pattern analysis and machine intelligence* 43 (2020) 2634–2646.
- [14] S. Zhou, X. Liu, M. Li, E. Zhu, L. Liu, C. Zhang, J. Yin, Multiple kernel clustering with neighbor-kernel subspace segmentation, *IEEE transactions on neural networks and learning systems* 31 (2019) 1351–1362.
- [15] S. Zhou, E. Zhu, X. Liu, T. Zheng, Q. Liu, J. Xia, J. Yin, Subspace segmentation-based robust multiple kernel clustering, *Information Fusion* 53 (2020) 145–154.
- [16] P. Zhang, S. Wang, J. Hu, Z. Cheng, X. Guo, E. Zhu, Z. Cai, Adaptive weighted graph fusion incomplete multi-view subspace clustering, *Sensors* 20 (2020) 5755.
- [17] J. Xu, H. Tang, Y. Ren, L. Peng, X. Zhu, L. He, Multi-level feature learning for contrastive multi-view clustering, in: Proceedings of the IEEE/CVF Conference on Computer Vision and Pattern Recognition, 2022, pp. 16051–16060.
- [18] C. Liu, Z. Liao, Y. Ma, K. Zhan, Stationary diffusion state neural estimation for multiview clustering, in: Proceedings of the AAAI Conference on Artificial Intelligence, volume 36, 2022, pp. 7542–7549.
- [19] X. Peng, Z. Huang, J. Lv, H. Zhu, J. T. Zhou, Comic: Multi-view clustering without parameter selection, in: International conference on machine learning, PMLR, 2019, pp. 5092–5101.
- [20] J. Xu, Y. Ren, H. Tang, Z. Yang, L. Pan, Y. Yang, X. Pu, S. Y. Philip, L. He, Self-supervised discriminative feature learning for deep multi-view clustering, *IEEE Transactions on Knowledge and Data Engineering* (2022).
- [21] Y. Lin, Y. Gou, Z. Liu, B. Li, J. Lv, X. Peng, Completer: Incomplete multi-view clustering via contrastive prediction, in: Proceedings of the IEEE/CVF conference on computer vision and pattern recognition, 2021, pp. 11174–11183.
- [22] J. Xu, Y. Ren, H. Tang, Z. Yang, L. Pan, Y. Yang, X. Pu, S. Y. Philip, L. He, Self-supervised discriminative feature learning for deep multi-view clustering, *IEEE Transactions on Knowledge and Data Engineering* (2022).
- [23] J. Xu, Y. Ren, G. Li, L. Pan, C. Zhu, Z. Xu, Deep embedded multi-view clustering with collaborative training, *Information Sciences* 573 (2021) 279–290.
- [24] Y. Lin, Y. Gou, Z. Liu, B. Li, J. Lv, X. Peng, Completer: Incomplete multi-view clustering via contrastive prediction, in: Proceedings of the IEEE/CVF conference on computer vision and pattern recognition, 2021, pp. 11174–11183.
- [25] R. Zhou, Y.-D. Shen, End-to-end adversarial-attention network for multi-modal clustering, in: Proceedings of the IEEE/CVF conference on computer vision and pattern recognition, 2020, pp. 14619–14628.
- [26] D. J. Trosten, S. Lokse, R. Jenssen, M. Kampffmeyer, Reconsidering representation alignment for multi-view clustering, in: Proceedings of the IEEE/CVF conference on computer vision and pattern recognition, 2021, pp. 1255–1265.
- [27] J. Cheng, Q. Wang, Z. Tao, D. Xie, Q. Gao, Multi-view attribute graph convolution networks for clustering, in: Proceedings of the twenty-ninth international conference on international joint conferences on artificial intelligence, 2021, pp. 2973–2979.

- [28] S. Huang, Z. Kang, Z. Xu, Auto-weighted multi-view clustering via deep matrix decomposition, *Pattern Recognition* 97 (2020) 107015.
- [29] Z. Li, Q. Wang, Z. Tao, Q. Gao, Z. Yang, et al., Deep adversarial multi-view clustering network., in: *IJCAI*, 2019, pp. 2952–2958.
- [30] R. Zhou, Y.-D. Shen, End-to-end adversarial-attention network for multi-modal clustering, in: *Proceedings of the IEEE/CVF conference on computer vision and pattern recognition*, 2020, pp. 14619–14628.
- [31] J. Liu, C. Wang, J. Gao, J. Han, Multi-view clustering via joint nonnegative matrix factorization, in: *Proceedings of the 2013 SIAM international conference on data mining*, SIAM, 2013, pp. 252–260.
- [32] H. Zhao, Z. Ding, Y. Fu, Multi-view clustering via deep matrix factorization, in: *Proceedings of the AAAI conference on artificial intelligence*, volume 31, 2017.
- [33] X. Cai, F. Nie, H. Huang, Multi-view k-means clustering on big data, in: *Twenty-Third International Joint conference on artificial intelligence*, 2013.
- [34] Y. Tian, D. Krishnan, P. Isola, Contrastive multiview coding, in: *Computer Vision—ECCV 2020: 16th European Conference, Glasgow, UK, August 23–28, 2020, Proceedings, Part XI 16*, Springer, 2020, pp. 776–794.
- [35] Z. Li, C. Tang, X. Liu, X. Zheng, W. Zhang, E. Zhu, Consensus graph learning for multi-view clustering, *IEEE Transactions on Multimedia* 24 (2021) 2461–2472.
- [36] L. Liu, P. Chen, G. Luo, Z. Kang, Y. Luo, S. Han, Scalable multi-view clustering with graph filtering, *Neural Computing and Applications* 34 (2022) 16213–16221.
- [37] W. Xia, Q. Wang, Q. Gao, X. Zhang, X. Gao, Self-supervised graph convolutional network for multi-view clustering, *IEEE Transactions on Multimedia* 24 (2021) 3182–3192.
- [38] W. Xia, Q. Gao, Q. Wang, X. Gao, C. Ding, D. Tao, Tensorized bipartite graph learning for multi-view clustering, *IEEE Transactions on Pattern Analysis and Machine Intelligence* 45 (2022) 5187–5202.
- [39] W. Xia, S. Wang, M. Yang, Q. Gao, J. Han, X. Gao, Multi-view graph embedding clustering network: Joint self-supervision and block diagonal representation, *Neural Networks* 145 (2022) 1–9.
- [40] Z. Kang, W. Zhou, Z. Zhao, J. Shao, M. Han, Z. Xu, Large-scale multi-view subspace clustering in linear time, in: *Proceedings of the AAAI conference on artificial intelligence*, volume 34, 2020, pp. 4412–4419.
- [41] Q. Gao, W. Xia, Z. Wan, D. Xie, P. Zhang, Tensor-svd based graph learning for multi-view subspace clustering, in: *Proceedings of the AAAI Conference on Artificial Intelligence*, volume 34, 2020, pp. 3930–3937.
- [42] X. Cao, C. Zhang, H. Fu, S. Liu, H. Zhang, Diversity-induced multi-view subspace clustering, in: *Proceedings of the IEEE conference on computer vision and pattern recognition*, 2015, pp. 586–594.
- [43] X.-L. Zhang, J. Wu, Deep belief networks based voice activity detection, *IEEE Transactions on Audio, Speech, and Language Processing* 21 (2012) 697–710.
- [44] X.-L. Zhang, D. Wang, A deep ensemble learning method for monaural speech separation, *IEEE/ACM transactions on audio, speech, and language processing* 24 (2016) 967–977.
- [45] X.-L. Zhang, D. Wang, Boosting contextual information for deep neural network based voice activity detection, *IEEE/ACM Transactions on Audio, Speech, and Language Processing* 24 (2015) 252–264.
- [46] X.-L. Zhang, D. Wang, Boosted deep neural networks and multi-resolution cochleagram features for voice activity detection, in: *Fifteenth annual conference of the international speech communication association*, 2014.
- [47] X. Yang, Y. Liu, S. Zhou, X. Liu, E. Zhu, Mixed graph contrastive network for semi-supervised node classification, *arXiv preprint arXiv:2206.02796* (2022).
- [48] Z. Li, Q. Wang, Z. Tao, Q. Gao, Z. Yang, et al., Deep adversarial multi-view clustering network., in: *IJCAI*, 2019, pp. 2952–2958.
- [49] J. Xu, Y. Ren, H. Tang, X. Pu, X. Zhu, M. Zeng, L. He, Multi-va: Learning disentangled view-common and view-peculiar visual representations for multi-view clustering, in: *Proceedings of the IEEE/CVF International Conference on Computer Vision*, 2021, pp. 9234–9243.
- [50] R. D. Hjelm, A. Fedorov, S. Lavoie-Marchildon, K. Grewal, P. Bachman, A. Trischler, Y. Bengio, Learning deep representations by mutual information estimation and maximization, in: *International Conference on Learning Representations*, 2018.
- [51] T. Chen, S. Kornblith, M. Norouzi, G. Hinton, A simple framework for contrastive learning of visual representations, in: *International conference on machine learning*, PMLR, 2020, pp. 1597–1607.
- [52] J.-B. Grill, F. Strub, F. Altché, C. Tallec, P. H. Richemond, E. Buchatskaya, C. Doersch, B. A. Pires, Z. D. Guo, M. G. Azar, et al., Bootstrap your own latent: A new approach to self-supervised learning, *arXiv preprint arXiv:2006.07733* (2020).
- [53] J. Zbontar, L. Jing, I. Misra, Y. LeCun, S. Deny, Barlow twins: Self-supervised learning via redundancy reduction, *arXiv preprint arXiv:2103.03230* (2021).
- [54] H. Zhong, J. Wu, C. Chen, J. Huang, M. Deng, L. Nie, Z. Lin, X.-S. Hua, Graph contrastive clustering, in: *Proceedings of the IEEE/CVF International Conference on Computer Vision*, 2021, pp. 9224–9233.
- [55] X. Yang, X. Hu, S. Zhou, X. Liu, E. Zhu, Interpolation-based transactive learning for few-label semi-supervised learning, *IEEE Transactions on Neural Networks and Learning Systems* (2022) 1–12.
- [56] Y. Liu, W. Tu, S. Zhou, X. Liu, L. Song, X. Yang, E. Zhu, Deep graph clustering via dual correlation reduction, in: *AAAI Conference on Artificial Intelligence*, 2022.
- [57] Y. Liu, X. Yang, S. Zhou, X. Liu, S. Wang, K. Liang, W. Tu, L. Li, Simple contrastive graph clustering, *IEEE Transactions on Neural Networks and Learning Systems* (2023).
- [58] X. Yang, Y. Liu, S. Zhou, S. Wang, W. Tu, Q. Zheng, X. Liu, L. Fang, E. Zhu, Cluster-guided contrastive graph clustering network, in: *Proceedings of the AAAI conference on artificial intelligence*, volume 37, 2023, pp. 10834–10842.
- [59] Y. Liu, X. Yang, S. Zhou, X. Liu, S. Wang, K. Liang, W. Tu, L. Li, J. Duan, C. Chen, Hard sample aware network for contrastive deep graph clustering, *arXiv preprint arXiv:2212.08665* (2022).
- [60] X. Yang, Y. Liu, S. Zhou, S. Wang, X. Liu, E. Zhu, Contrastive deep graph clustering with learnable augmentation, *arXiv preprint arXiv:2212.03559* (2022).
- [61] X. Yang, C. Tan, Y. Liu, K. Liang, S. Wang, S. Zhou, J. Xia, S. Z. Li, X. Liu, E. Zhu, Convert: Contrastive graph clustering with reliable augmentation, in: *Proceedings of the 31th ACM International Conference on Multimedia*, 2023.
- [62] G. E. Hinton, Training products of experts by minimizing contrastive divergence, *Neural computation* 14 (2002) 1771–1800.
- [63] A. Hyvärinen, P. Dayan, Estimation of non-normalized statistical models by score matching., *Journal of Machine Learning Research* 6 (2005).
- [64] A. Van den Oord, Y. Li, O. Vinyals, et al., Representation learning with contrastive predictive coding, *arXiv preprint arXiv:1807.03748* 2 (2018) 4.
- [65] K. He, H. Fan, Y. Wu, S. Xie, R. Girshick, Momentum contrast for unsupervised visual representation learning, in: *Proceedings of the IEEE/CVF Conference on Computer Vision and Pattern Recognition*, 2020, pp. 9729–9738.
- [66] K. Hassani, A. H. Khasahmadi, Contrastive multi-view representation learning on graphs, in: *International Conference on Machine Learning*, PMLR, 2020, pp. 4116–4126.
- [67] J. Song, H. Zhang, X. Li, L. Gao, M. Wang, R. Hong, Self-supervised video hashing with hierarchical binary auto-encoder, *IEEE Transactions on Image Processing* 27 (2018) 3210–3221.
- [68] G. E. Hinton, R. R. Salakhutdinov, Reducing the dimensionality of data with neural networks, *science* 313 (2006) 504–507.
- [69] D. P. Kingma, J. Ba, Adam: A method for stochastic optimization, *arXiv preprint arXiv:1412.6980* (2014).
- [70] S. Wang, X. Liu, X. Zhu, P. Zhang, Y. Zhang, F. Gao, E. Zhu, Fast parameter-free multi-view subspace clustering with consensus anchor guidance, *IEEE Transactions on Image Processing* 31 (2021) 556–568.
- [71] S. Wang, X. Liu, L. Liu, S. Zhou, E. Zhu, Late fusion multiple kernel clustering with proxy graph refinement, *IEEE Transactions on Neural*

Networks and Learning Systems (2021).

- [72] C. Zhang, Y. Liu, H. Fu, Ae2-nets: Autoencoder in autoencoder networks, in: Proceedings of the IEEE/CVF conference on computer vision and pattern recognition, 2019, pp. 2577–2585.
- [73] J. Xu, Y. Ren, G. Li, L. Pan, C. Zhu, Z. Xu, Deep embedded multi-view clustering with collaborative training, Information Sciences 573 (2021) 279–290.
- [74] H. Tang, Y. Liu, Deep safe multi-view clustering: Reducing the risk of clustering performance degradation caused by view increase, in: Proceedings of the IEEE/CVF Conference on Computer Vision and Pattern Recognition, 2022, pp. 202–211.
- [75] L. Van der Maaten, G. Hinton, Visualizing data using t-sne., Journal of machine learning research 9 (2008).