





Long-Term Memorability On Advertisements

Harini S I^{*}  Somesh Singh^{*}  Yaman Kumar^{*}    Aanisha Bhattacharyya^{*} 
Veeky Baths  Changyou Chen  Rajiv Ratn Shah  Balaji Krishnamurthy 

 Adobe Media and Data Science Research,  State University of New York at Buffalo,  IIT-Delhi,  BITS Pilani, Goa

Abstract

Marketers spend billions of dollars on advertisements but to what end? At the purchase time, if customers cannot recognize a brand for which they saw an ad, the money spent on the ad is essentially wasted. Despite its importance in marketing, until now, there has been no study on the memorability of ads in the ML literature. Most studies have been conducted on short-term recall (<5 mins) on specific content types like object and action videos. On the other hand, the advertising industry only cares about long-term memorability (a few hours or longer), and advertisements are almost always highly multimodal, depicting a story through its different modalities (text, images, and videos). With this motivation, we conduct the first large scale memorability study consisting of 1203 participants and 2205 ads covering 276 brands. Running statistical tests over different participant subpopulations and ad-types, we find many interesting insights into what makes an ad memorable - both content and human factors. For example, we find that brands which use commercials with fast moving scenes are more memorable than those with slower scenes ($p=8e-10$) and that people who use ad-blockers remember lower number of ads than those who don't ($p=5e-3$). Further, with the motivation of simulating the memorability of marketing materials for a particular audience, ultimately helping create one, we present a novel model, Sharingan, trained to leverage real-world knowledge of LLMs and visual knowledge of visual encoders to predict the memorability of a content. We test our model on all the prominent memorability datasets in literature (both images and videos) and achieve state of the art across all of them. We conduct extensive ablation studies across memory types, modality, brand, and architectural choices to find insights into what drives memory.

1 Introduction

"The first lesson of branding: memorability. It is very difficult buying something you can't remember." - Sir John Hegarty, the creator of the iconic ads for brands like Levi's, Nike, Microsoft, Tinder, and Coke.

Global advertising industry is \$700 billion+ industry¹.

Copyright © 2023, Association for the Advancement of Artificial Intelligence (www.aaai.org). All rights reserved.

^{*}Equal Contribution. Contact ykumar@adobe.com for questions and suggestions.

¹<https://www.forbes.com/sites/bradadgate/2021/12/08/agencies-agree-2021-was-a-record-year-for-ad-spending-with-more-growth-expected-in-2022/>




Figure 1: The top three rows show the keyframes from videos in our dataset arranged from most to least memorable. The bottom two rows show brands arranged from the most memorable brands to the least.

Three out of ten largest companies by market capitalization are advertising companies with average revenues exceeding \$250 billion. The world wide web is mostly funded by advertising. Given that marketers are spending such large sums of money on advertisements, it is imperative to know if their brand would even be recalled at the customer's purchase time. This would help the marketers optimize their costs, content, delivery, and audience, ultimately helping in boosting sales. Most of the studies carried out in the machine learning literature have been on short-term memorability (memorability testing in less than 5 minutes) on action videos like walking and dancing (Table 1). Customer purchase decisions are rarely carried out within five minutes of watching an ad. In fact, the marketing funnel model popular in the marketing literature says that customers pass through several stages of a funnel, like awareness and consideration, before the actual sale (Lavidge and Steiner 1961). Further, in the ML literature, there have been no memorability studies on advertisements. Advertisements are highly multimodal; they contain video, speech, music, text overlaid on scenes, jingles, specific brand colors, etc. None of these elements are found in previous studies like VideoMem, Memento10k, LaMem, etc. (refer to Table 1 for a detailed comparison).

What drives memory? Memory over content is determined

Table 1: Comparison of all the major (image and video) memorability datasets available in the literature along with ours. The datasets are compared on the following axes: number of samples, type of memorability (short-term and long-term), memory retrieval process (recall or recognition), type of content (images/videos and their type), duration with which the sample was shown on the participants’ screen, whether audio was present or not, human consistency achieved in the study, and the protocol followed in the study to collect the data.

Dataset	#Samples	Memory Type	Memory Retrieval Process	Content Type	Avg Sample Duration on Screen	Audio Present	Human Consistency	Memorability Measurement Protocol
Memento10k (Newman et al. 2020)	10,000	Short-term (few secs - 10 mins)	Recognition	Videos of single type of action obtained from amateur videos	3s	Yes	0.73	Competition Style
VideoMem (Cohendet et al. 2019)	10,000	Short-term (few mins) and Long-term (1-3 days)	Recognition	Videos of a single type of action obtained from professional (staged) footage	7s	None	0.48 (short-term), 0.19 (long-term)	Competition Style
LaMem (Khosla et al. 2015)	60,000	Short-term (max. 3.5 mins)	Recognition	General Images	0.6s	None	0.68	Competition Style
SUN (Isola et al. 2011)	2,222	Short-term (max. 4.4 mins)	Recognition	General Images	1s	None	0.75	Competition Style
MemCat (Goetschalckx and Wagemans 2019)	10,000	Short-term (max. 3.5 mins)	Recognition	General Images	0.6s	None	0.78	Competition Style
MediaEval (Kiziltepe et al. 2021)	1500	Short-term (few mins) and Long-term (1-3 days)	Recognition	Short-form video clips collected from Twitter and Flickr	6s	None	-	Competition Style
Ours	2,205	Long-term (1-3 days)	Recognition (Brand) and Recall (Ad)	Videos of multi-modal advertisements	33s	Yes	0.54	Natural

by two factors: human personal factors and the content itself (Bylinskii et al. 2015). Human factors represent a person’s thoughts, emotions, and actions while the content factors are words and raw pixels of text, images, and videos. Foundational large-scale studies on memorability (Isola et al. 2011; Khosla et al. 2015; Cohendet et al. 2019) showed that there is sufficient consistency between humans in what they remember. Human-human memorability consistency scores are in the range of 0.6-0.8. This means that the memorability ranks of a content between two groups of humans are more than 60% correlated.

The initial studies also tried to answer the question of what makes a content memorable. They found that low-level image features like colors, aesthetics, number of objects, and such have very little correlation with whether the image was remembered. On the other hand, high-level features like object and scene semantics have significant correlation with memorability. For example, images with people are more memorable than those without people. Similarly, images with outdoor scenes are less memorable than those with indoor scenes. Further, these initial studies contributed to protocols for conducting memorability studies. They proposed a memorability game where they played a competitive game where they asked participants to recognize as many images as they could remember. The game

ended for those participants whose scores fell below certain success rate thresholds. However, this protocol limited the scope of these studies to short-term memorability (few seconds to few minutes), and the competitive nature made the study unnatural and, thus, not applicable to real-world scenarios like marketing where the customers are not competing with each other to remember the brand.

What drives customer memory? Customer purchase decision is a long process. Marketing theory formulates this as a funnel where customers pass through several stages like awareness, consideration, and evaluation before the actual sale (Lavidge and Steiner 1961). Due to the purchase funnel being a multi-stage lengthy process, long-term memorability (LTM) is the closest proxy to model customer memory (Norris 2017; Waugh and Norman 1965). While the LTM store (as distinct from STM store) has been studied for over five decades in psychology (Ebbinghaus 1885; Atkinson and Shiffrin 1968), there have been no large-scale datasets which can help us train a model for customer LTM. Unfortunately, STM datasets, which typically measure memorability of a few seconds to a few minutes, are not good proxies to model customer memory. Moreover, the competitive nature of the memorability game makes the STM modeling further disconnected from advertising use cases.

To answer the question of what drives customer mem-

ory, there have been efforts in marketing literature where researchers have conducted many field experiments with the intent to prove certain hypotheses. For instance, Li (2010) conducted a field experiment on advertisements shown during the 2006 Super Bowl Games where they asked Super Bowl viewers to recall the brands they saw in the game held (at least) a day earlier. They found a strong primacy effect, where viewers remembered brands more if they occurred earlier when controlling for the commercial length. Similarly, there have been studies to determine the effect of syntactic complexity (Atalay, Kihal, and Ellsaesser 2023), emotional content (Putrevu, Tan, and Lord 2004; Mai and Schoeller 2009), repetition (Schmidt and Eisend 2015), advertisement spot length (Newstead and Romaniuk 2010; Varan et al. 2020), brand logo and imagery at a prominent position in the ad (early branding) (Newstead and Romaniuk 2010), presence of sound (Bellman, Arismendez, and Varan 2021), and also on customer factors like involvement and relevance (Newstead and Romaniuk 2010; Schmidt and Eisend 2015).

While these studies have contributed much towards understanding the factors that drive customer memory, they are limited in their scope. These field experiments evaluate the effect of a single content factor while controlling for others. Further, these are conducted on a limited number of advertisements and are unsuitable for training ML models for LTM simulation. While there have been many works in the machine-learning literature itself to model STM (Isola et al. 2011; Cohendet et al. 2019), due to this lack of large-scale datasets for LTM, there have been no works in the machine learning literature to model long-term memorability.

Therefore, to model long-term memory over advertisements, we conduct the first large-scale human study on long-term advertisement memorability². The study involved 1203 participants across three sessions conducted in two institutes. We collect memorability scores over 2205 ads from 276 brands, covering 113 industries. On day-1, participants saw ads, and after a lag time of at least one day, they answered questions testing their brand recall, ad recall and recognition, scene recall and recognition, and audio recall (§2.2). Next, we average the brand recall scores across participants and compute the average long-term ad memorability scores. Then, we use these scores to train machine learning models to predict long-term ad memorability.

How can we model customer memory? In order to model customer memory, we design a novel architecture, Sharingan (Fig. 3), incorporating world-knowledge from large language models (Llama (Touvron et al. 2023)) and visual knowledge from vision encoders (EVA-CLIP (Sun et al. 2023)). The world knowledge helps Sharingan to understand the semantics of the ad, the brand knowledge, and consolidate them with the visual semantics from the ad. The visual encoder helps the model to “see” the ad. We convert the visual encoder embeddings to language space using QFormer (Li et al. 2023a) and further augment them with scene “verbalizations” (Bhattacharya et al. 2023) involving scene de-

scriptors like visual caption, optical character recognition (OCR), automatic speech recognition (ASR), emotion, color distribution, and scene complexity scores, which help the model ground the visual knowledge in the LLM’s world knowledge. We train the model on our long-term memorability data samples and obtain higher than human consistency scores. Further, we train Sharingan on other short and long term image and video memorability datasets in the literature - LaMem (Khosla et al. 2015), MemCat (Goetschalckx and Wagemans 2019), SUN (Isola et al. 2011), Memento10k (Newman et al. 2020), MediaEval (Kiziltepe et al. 2021), and obtain state-of-the-art performance on all of them.

We make the following contributions:

1. We conduct the first large-scale human study on long-term advertisement memorability involving more than 1200 participants across three sessions conducted in two institutes. We collect memorability scores over 2205 ads from 276 brands (157/276 brands are from SnP 500), covering 113 industries. Further, we introduce a new protocol to measure customer memory of brands (§2.2).
2. We design a novel architecture, Sharingan, which can model both short-term and long-term memorability and can incorporate scene understanding, brand knowledge, and speech (§3). Sharingan achieves state-of-the-art performance on eight image and video memorability datasets in the literature (§4).
3. We conduct an extensive set of experiments on memorability prediction, showing the effects of long-term memorability on short-term memorability modeling and vice-versa, and the effects of world-knowledge, scene understanding, brand knowledge, and speech on memorability modeling (§4).

2 Long-Term Advertisement Memorability Dataset

In this section, we give an overview of the dataset we collected for studying long-term memorability of advertisements. We first describe the data collection process and then present the annotation protocol. We also present some interesting characteristics the dataset exhibits about long-term memorability.

2.1 Video Collection

In contrast to previous video memorability works where videos were soundless, from a single semantic scene and do not depend on any prior context (Newman et al. 2020; Cohendet et al. 2019), the videos in our dataset come from multimodal advertisements released on Youtube channels of 276 major brands covering 113 industries³. We collect 2205 such advertisements spanning over the years 2008-2023. The videos have an average duration of 33 seconds. Out of all the videos, 2175 have audio in them. The collected advertisement videos have a variety of characteristics, including different scene velocities, human presence and an-

²We obtained the Institutional Review Board Approval to conduct the study from our institute.

³Industry information was collected from Wikidata entry of the brand.

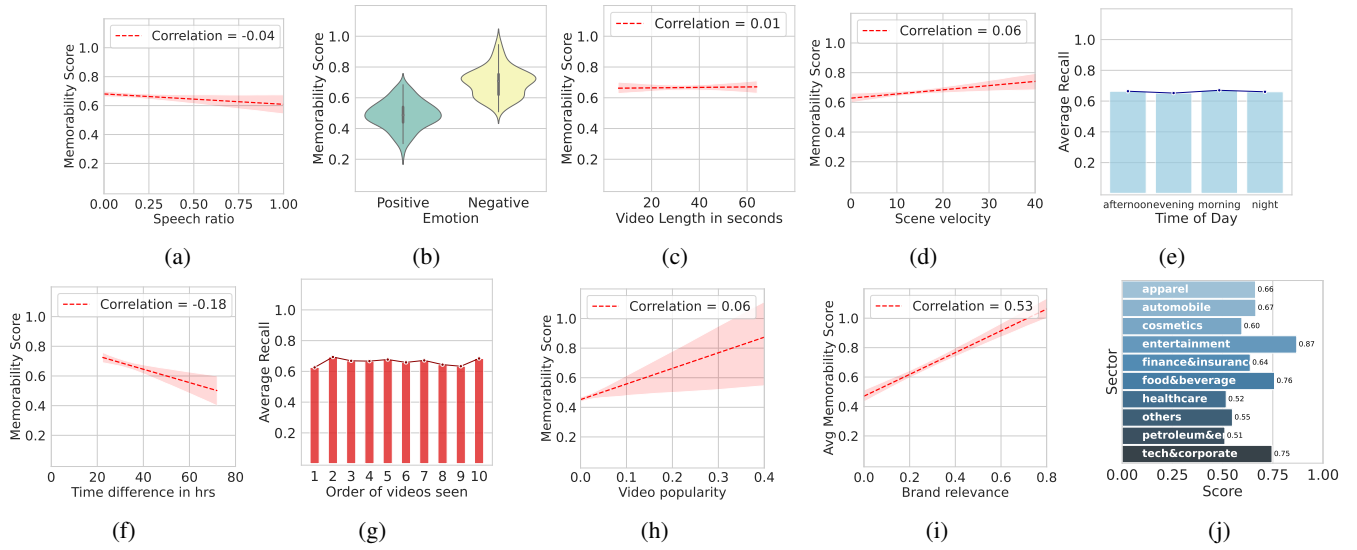


Figure 2: We plot the correlations between *content factors* (a-d), *interaction factors* (e-g), and *customer behavior factors* (h-j) with memorability. We see that while emotion has a high correlation with memory, other content factors do not have much correlation. Further, we see that while there is little correlation between the order of videos seen with memorability, with time, participants’ memory of the videos shows a forgetting trend. Video popularity as measured by Youtube likes/views shows a slight positive correlation with memory. We see that average brand relevance has a strong positive correlation with memory with top sectors being remembered as food, entertainment, and tech.

iminations, visual and audio branding, a variety of emotions, visual and scene complexity, and audio types.

2.2 Annotation Protocol

At the outset of the study, participants are given a preliminary questionnaire aimed at establishing their brand-related interactions and media consumption habits. Participants are provided with a list of fifteen randomly chosen brand options and are asked to choose those they recall encountering advertisements for during the current year. Subsequently, participants are presented with another set of fifteen brands and are instructed to identify those for which they have personally utilized products within the same timeframe.

In addition, participants are asked about their utilization of ad-blocking software and their Youtube subscription. The questionnaire further captures participants’ digital media habits, including the division of their time spent on YouTube between mobile and web platforms and their preferred channels for acquiring information about new products and brands.

Following the initial questionnaire, participants proceed to the core segment of the study, where they are shown 11 advertisements in a sequential manner. Notably, the eleventh advertisement is deliberately repeated for half of the participants, while it is unique for the other half. After the 11th video, participants are asked if they recollect watching it in the span of the study. 57% participants are able to recognize the repeated video correctly. To ensure participant engagement and attentiveness throughout the study, attention-check questions are placed between every two or three advertisements. These questions are simple common sense questions like “How many legs does a cow have?”. If the participant fails to answer the question within 10 secs, they are made to

rewatch the previous ad.

Next, we test their memorability over the span of the next 1-5 days. We assess two things: brand recognition and ad recall. For the former, we present participants with a list of 20 options tasking them with identifying brands they remember encountered during the previous session. For the latter, participants are asked to describe what they remember about the ads of the recognized brands⁴. 425 of the participants took the memorability test in a take-home setting, and the other 778 participants took the test together in an auditorium.

2.3 What makes an Ad memorable?

Among the many reasons why an ad might be memorable, we investigate first the following factors: **brand factors** (viz., brand popularity, industry), **content factors** (viz., video emotion, scene velocity, length, speech to silence ratio), **customer-content interaction factors** (viz., time of seeing the video, order in which the video was seen, time difference between watching the video and recalling the brand), and **customer behavior factors** (viz., average relevance of the brand as measured by average participant ratings, video popularity as measured by Youtube likes).

Content Factors: To answer the question of what is in the content which determines memory, previous studies (Isola et al. 2011; Newman et al. 2020) have investigated the effect of pixel statistics like color and hue, saturation, and value, scene semantics like the number of objects, the area occupied by objects on memorability. In general, low level semantic features have no correlation with memorability, but higher-level features like the type of scenery has some correlation. For instance, Newman et al. (2020) found that videos

⁴The complete questionnaire for participant one is given in Appendix:§1.


Image	Semantic Category	Verbalization	Semantic Category	Verbalization
	OCR	The text shown in the scene is “Adidas”.	Clutter	The clutter in the scene is low .
	ASR	The audio in the scene is “To take hold of the world’s spotlight overnight”.	Photo Style	The photography style of the scene is commercial photography .
	Human Presence	The scene has 1 person with prominent face .	Emotion	The emotion of the scene is ambitious, determined .
	Caption	The scene shows a young woman sitting in a glass door looking out .	Aesthetics	The image has medium aesthetic value.
	Colors	The foreground colors of the scene are Black, Dark Brown, Dark Blue, Dark Gray, Mud Green and the background colors are Dark Blue, Black, Dark Brown . The dominant tone of the scene is neutral .	Object Tags	This scene is categorized by the tags: person, woman, blazer, facing, template, fashion, street fashion, cold, client, cardigan, sweat .
	Audio Type	The scene has music and speech .	Logo Presence	There is a logo in the scene.

Table 2: To augment the scene understanding of LLM, we verbalize video scenes and images using a diverse set of perception tools and pass it to the LLM in the format shown in the table. For image memorability datasets, we use the following semantic categories: caption, color, photo style, emotion, clutter, human presence, object tags, OCR, and aesthetics. For video scene memorability datasets, we use the following semantic categories: caption, color, emotion, human presence, object tags, ASR, OCR, Audio-type, Logo-presence. We use the following models to extract the features: OCR (Du et al. 2020), clutter (Khurana et al. 2023), ASR (Radford et al. 2022), Photo style (Li et al. 2023a), human presence (Liu et al. 2023b), emotion (Singh et al. 2023), caption (Li et al. 2023a), aesthetics (Ke et al. 2023), colors (Qin et al. 2020), object tags (Zhang et al. 2023), audio-type (Giannakopoulos 2015), and logo presence (Zhang et al. 2023). Black colored text is the verbalization template, and **red** text indicates the model outputs.

with people, faces, hands, man-made spaces, and moving objects are, in general, more memorable than those with outdoor landscapes or dark and cluttered content. Since only our dataset has videos with cognitive features like emotions and are also non-silent, we extend the previous analysis to find the effect of speech and emotion on memory. Fig. 2a shows the effect of speech. We observe that percentage of speech in a video has very little correlation with memory. On the other hand, emotions primarily depicted through speech in ads can explain memorability. We see in Fig. 2b that negative emotions are more memorable than positive emotions. Further, in line with other studies (Newstead and Romaniuk 2010; Varan et al. 2020), we find that video length has little effect on memorability (Fig. 2c), but scene velocity has a slightly positive correlation with memory (Fig. 2d).

Interaction Factors: Memorability may also depend on the time of the day the ad was seen. We show the effect of time of day on memorability in Fig. 2e. We see that time of day of watching has almost no effect on the memorability of the ad. Further, it may be expected that memorability decays as time passes. Comparing forgetting curve for ads (Fig. 2f) with action videos (Cohendet et al. 2019), we see that ad videos have a similar forgetting curve as action videos but a different forgetting coefficient. The difference in forgetting coefficient most likely arises due to differences in protocols. They used a two-stage memory protocol in which participants did both short-term and long-term recall. Next, we investigate the effect of the order in which the video was watched with its memorability (Fig. 2g). We see that order of videos seen has little impact on video memorability, with a slight bias in favor of the initial and last ads. This is in line with other results on ad memorability (Terry 2005).

Customer Behavior Factors: It might be possible that the videos which are liked more are remembered more. To investigate this, we test the correlation of popularity as measured by the ratio of Youtube video likes to views with memorability. We see that there is a positive correlation between video popularity and memorability (Fig. 2h). Further,

in the study, we asked the participants to select the brands they have personally used from a set of 15 randomly chosen brands and similarly choose brands they have seen ads for. In order to prevent any systematic bias, the brands asked in this question are independent of the brands shown the next day. We plot thus collected brand relevance values with brand recall in Fig. 2i. We see that average brand relevance is strongly correlated with average recall (coeff= 0.53), where entertainment, corporate, and food and beverage sectors, which are quite popular brands in a student population are the most remembered, while the others are less remembered (Fig. 2j).

3 Predicting Ad Memorability

In this section, we focus on predicting memorability - both long-term and short-term for both videos and images. We pose memorability prediction as a problem which needs (a) *visual knowledge* to identify and understand visual concepts across images and videos like shapes, colors, objects, and scenes, and also (b) *world knowledge* to relate the captured visual concepts to real-world concepts capturing their function, use, and interaction patterns. Recently, models like BLIP (Li et al. 2023a), Llava (Liu et al. 2023a), and Video4096 (Bhattacharya et al. 2023) have shown that visual signals can be successfully mapped to language semantics, allowing us to leverage visual knowledge from visual embedding models like ViT (Dosovitskiy et al. 2020) and world knowledge from LLMs. For instance, when Airbnb⁵ shows an adult female and a male with the text, “Our guest room is paying for our wedding”, most likely denotes a couple saying that renting out their space on Airbnb helps them sponsor their wedding (Kumar et al. 2023). World knowledge captured in LLMs, together with the visual knowledge of ViT, helps to identify the two adults as a couple and relate the text with the Airbnb logo and make sense of all three concepts together.

⁵see Appendix Fig. 1) for the ad

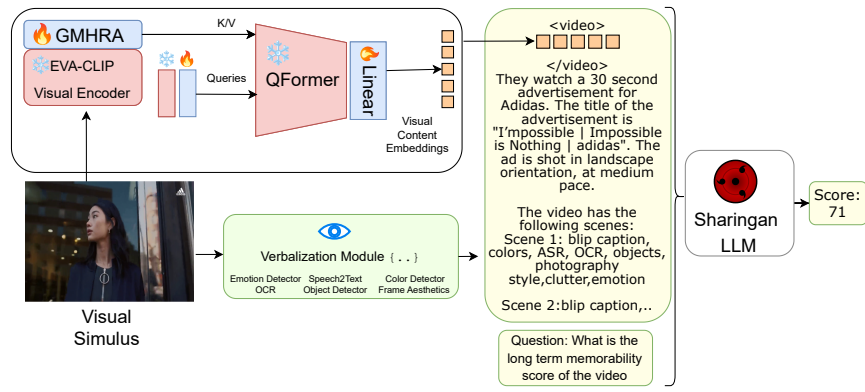


Figure 3: Predicting memorability by encoding visual concepts captured through visual encoder (EVA-CLIP) and world knowledge captured through LLM (Llama). To leverage the rich knowledge of LLMs, we use GMHRA and QFormer to convert visual tokens of ViT to language tokens which Llama can understand. Further, we find that verbalizing the visual stimulus helps Llama to gather information more explicitly than what is provided by ViT+QFormer. We instruction fine-tune the combined model end to end to predict user memorability. Snowflake and fire symbols denote the frozen and unfrozen parts of the architecture.

Fig. 3 shows our architecture to predict user memorability. The overall process involves passing visual content in the form of video or image through a visual embedder, which maps the visual content into a language space with the help of QFormer (Li et al. 2023a). We find that describing the visual content in language and combining it with the video/image tokens helps for better prediction. The resulting content tokens, along with experiment descriptions, are fed into the Sharingan LLM to predict memorability scores between 00 to 99. We discuss each part of the architecture and training next.

3.1 Encoding Visual Content

The primary goal of this step is to effectively leverage the “world-knowledge” capabilities of the pre-trained LLM. We choose Llama as our base LLM. We employ two techniques to convert visual data into language: encoding visual frames into the LLM space and verbalizing visual content into language space. We detail these two steps next:

Sampling Frames: While images only have one frame and can directly be passed to the encoding stage, videos need some preprocessing before they can be encoded. To handle videos, we sample their most important frames. We try a sampling technique inspired by cinematography principles and involves converting frames to the HSV color space. We detect scene changes by analyzing changes in HSV intensity and edges in the scene, with a 0.3 threshold. We choose the threshold value from the 30-degree rule inspired by the concept of jump-cut avoidance (Arev et al. 2014; Friedman and Feldman 2004). The 30-degree rule can be formulated as follows: after a “cut” (camera stops and re-starts shooting), the camera angle must change by at least 30 degrees. For dominant frame selection common blur/sharpness heuristics fail in presence of text in image. So we extract the frame with the least changes using (Xu et al. 2022).

Encoding Into Language Embedding Space: We employ the EVA-CLIP visual embedder (Sun et al. 2023) in our model to encode visual content. While ViT captures the spatial interactions in an image frame well, Global Multi-Head Relation Aggregator (GMHRA) from UniFormer (Li et al. 2022) helps aggregate the information better across the time dimension. The combination of ViT and GMHRA gives us a

good representation for visual content. Next, in order to effectively leverage the LLM’s rich language representations, we use Q-Former from BLIP-2 (Li et al. 2023a) with an extra linear layer and additional query tokens to convert from visual tokens to language tokens.

3.2 Verbalizing Visual Content

While visual content encodings are a good representation of the visual characteristics of the image, we find that they are still unable to capture rich semantic information present in images (Table 5). Therefore, to augment the visual understanding of the LLM, we verbalize the frame semantic information using a diverse set of perception tools (Table 2). These perception tools help ground the visual perception of LLM in the semantic content of the image. Specifically, we use the following information to understand scenes and images better (Table 2): image caption, photography style, visual emotions, clutter, human presence, OCR (Optical Character Recognition), image aesthetics, visual tags, orientation, foreground/background colors, and tone. For videos, we use the following additional information: YouTube provided title and description, video duration, and brand information. We pass the video story, described by the concatenation of scene descriptions similar to images, along with their corresponding timestamps and flow based scene velocity to the LLM (Appendix: Listing 1).

3.3 Verbalizing Experiment Conditions

We find that verbalizing experimental conditions help give context to the LLM about the task. Details like task type (long-term, short-term), data distribution (for eg: video advertisements, images of natural scenes), subject descriptions (for eg: college students from X college) are given to the LLM. For example, the subjects are students from MIT, and they are shown images of faces and their short term memorability is recorded. We find that this also helps us in solving another challenge: a few samples in datasets like Lamem and Memcat are repeated, but since the experiments were conducted in different settings, the model gets confused if we don’t explain the experimental context.

Models	Image Datasets				Video Datasets			Our Study
	Lamem	Memcat	SUN	Merged	Memento10k	VideoMem	MediaEval	
Human Consistency	0.68	0.78	0.75	-	0.73	0.61	-	0.55
10-shot GPT-3.5	0.29	0.18	0.15	-	0.07	0.06	0.06	0.06
Literature SOTA	0.71	0.65	0.68	0.77	0.67	0.56	0.46	-
	(Hagen and Espeseth 2023)	(Hagen and Espeseth 2023)	(Fajtl et al. 2018)	(Hagen and Espeseth 2023)	(Dumont, Hevia, and Fosco 2023)	(Dumont, Hevia, and Fosco 2023)	(Lu and Wu 2021)	
Regression using ViT feats (ViTMem)	0.71	0.65	0.63	0.77	0.56	0.51	-	0.08
Sharingan (Ours)	0.72	0.79	0.76	0.79	0.72	0.60	0.48	0.52

Table 3: Results of Sharingan (our model) on eight datasets compared with the current state-of-the-art models in the literature and GPT-3.5. Human consistency values are also listed in the top row for reference. It can be observed that our model achieves state-of-the-art performance across all datasets. Best models are denoted in green and runner-ups in blue.

Generalization Type	Train on	Test on	Lamem	Memcat	SUN	VideoMem	Memento10k	Our study
Memory-type	Short-term	Long-term	-	-	-	0.31	-	0.18
Memory-type	Long-term	Short-term	0.06	0.08	0.07	0.15	0.1	-
Dataset	All except Memento	Memento	-	-	-	-	0.59	-
Dataset	All except Memcat	Memcat	-	0.68	-	-	-	-
Modality	Videos	Images	0.55	0.65	0.55	-	-	-
Modality	Images	Videos	-	-	-	0.44	0.54	0.09
Brand	All except 20 brands	Left-out 20 brands	-	-	-	-	-	0.42

Table 4: Ablation across data. To understand how memorability prediction generalizes across type of memory, datasets, modality (image/video), and brands, we conduct different ablation experiments. Refer §4 for detailed discussion.

	Lamem	Memcat	SUN	VideoMem	Memento10k	Our study
Vision only (Eva-CLIP+ Linear Layer)	0.15	0.14	0.12	-	-	-
Vision only (Eva-CLIP+ GMHRA+QFormer+ Linear Layer)	0.20	0.17	0.15	0.17	0.21	0.11
Verbalization only	0.51	0.53	0.53	0.42	0.54	0.39
Final Model (Sharingan)	0.72	0.79	0.76	0.60	0.72	0.52

Table 5: Ablation across architectural choices. To understand the different architectural choices, we conduct various ablations. We find that vision only branch is quite weak in itself, but when combined with verbalization it produces state-of-the-art results. Further, GMHRA+QFormer results in an improvement of the results.

3.4 Two-Stage Training

Following prior works like (Liu et al. 2023a; Li et al. 2023b,a; Zhu et al. 2023; Ge et al. 2023; Zhang, Li, and Bing 2023), we follow a two-stage training paradigm where in the first stage, we utilized the Webvid (Bain et al. 2021), COCO caption (Chen et al. 2015), Visual Genome (Krishna et al. 2017), CC3M (Sharma et al. 2018), and CC12M (Changpinyo et al. 2021) datasets. The first stage is used to align the visual encoder embeddings with LLM via a large-scale pretraining approach. In the second stage, we train the model with high-quality memorability instructions prepared by following the approach described in the last paragraphs.

Sharingan takes the concatenated inputs, representing the contextual information, and is trained to predict the memorability score of the given image or video within the range of 00 to 99. During training, the LLM predicts from the complete vocabulary, while during inference, we use the softmax function over numeric tokens only to obtain a number.

4 Results and Discussion

We conduct extensive experiments on eight datasets, including our dataset, covering both videos and images, short-term and long-term memory. Table 3 shows the results of Sharingan⁶ compared with the current state-of-the-art models in the literature. We find that our model outperforms all state-of-the-models in the literature across all the datasets. Further, we compare our model with 10-shot GPT-3.5 (text-davinci-003) (Ouyang et al. 2022) as well where we provide GPT with the same verbalization (for 10 examples), as we provided to our model. We also compare the performance with prior regression based methods using features extracted from ViT L-14 (Hagen and Espeseth 2023).

Next, we conduct various ablations to understand memory predictions better. We conduct two types of ablations: across data and architectural choices. Table 4 shows the ablations across data. We find that while our model generalizes well across datasets but does not generalize across memory types. The model trained on short-term memory does not generalize for long-term and vice versa. We find that if the model is trained on videos, it generalizes well for images as well. The same fact remains true when the model is trained for images and tested on videos except for our dataset. The image memory models generalizing for videos has also been observed by Newman et al. (2020); Cohendet et al. (2019). However, this does not scale to our dataset. We posit this might be due to the nature of the prior datasets, which contain videos with just actions while our content is more semantic. Further, we find that the model loses substantial performance while tested on brands on which it was not trained.

Next, to understand the choice of various architectural choices, we conduct an evaluation of the different choices. Table 5 shows the results for this ablation. We find that

⁶Computing infrastructure used to conduct the experiments along with hyperparameters are given in Appendix:§3. All experiments are conducted with three random seeds and averages are reported.

the choice of GMHRA for global aggregation of visual features and Qformer to convert visual tokens to language tokens results in improvements across all datasets. Further, interestingly, we observe that despite the task being a computer vision task, the vision tokenization branch of the network contributes less than the language and verbalization branches of the network. However, finally combining both the branches together results in the best performance across all the datasets.

5 Conclusion

In this work, we presented the first large-scale advertisement memorability dataset measuring long-term memorability. Despite the importance that advertising plays in day-to-day, there have been no large-scale works in the ML literature trying to model long-term memorability on this multimodal content type. We then presented our model, Sharingan, which incorporates world knowledge (using the large language model, Llama) and visual knowledge (from the open-set visual encoder of EVA-CLIP) to understand the semantics of the ad content, brand, and experimental protocol, ultimately consolidating them together to predict memorability. We test Sharingan on eight datasets across the literature, spanning both short-term and long-term memorability, and get state-of-the-art performance on all of them.

References

- Arev, I.; Park, H. S.; Sheikh, Y.; Hodgins, J.; and Shamir, A. 2014. Automatic editing of footage from multiple social cameras. *ACM Transactions on Graphics (TOG)*, 33(4): 1–11.
- Atalay, A. S.; Kihal, S. E.; and Ellsaesser, F. 2023. Creating Effective Marketing Messages Through Moderately Surprising Syntax. *Journal of Marketing*, 00222429231153582.
- Atkinson, R. C.; and Shiffrin, R. M. 1968. Human memory: A proposed system and its control processes. In *Psychology of learning and motivation*, volume 2, 89–195. Elsevier.
- Bain, M.; Nagrani, A.; Varol, G.; and Zisserman, A. 2021. Frozen in time: A joint video and image encoder for end-to-end retrieval. In *Proceedings of the IEEE/CVF International Conference on Computer Vision*, 1728–1738.
- Bellman, S.; Arismendez, S.; and Varan, D. 2021. Can muted video advertising be as effective as video advertising with sound? *SN Business & Economics*, 1(1): 27.
- Bhattacharya, A.; Singla, Y. K.; Krishnamurthy, B.; Shah, R. R.; and Chen, C. 2023. A Video Is Worth 4096 Tokens: Verbalize Story Videos To Understand Them In Zero Shot. *arXiv preprint arXiv:2305.09758*.
- Bylinskii, Z.; Isola, P.; Bainbridge, C.; Torralba, A.; and Oliva, A. 2015. Intrinsic and extrinsic effects on image memorability. *Vision research*, 116: 165–178.
- Changpinyo, S.; Sharma, P.; Ding, N.; and Soricut, R. 2021. Conceptual 12m: Pushing web-scale image-text pre-training to recognize long-tail visual concepts. In *Proceedings of the IEEE/CVF Conference on Computer Vision and Pattern Recognition*, 3558–3568.
- Chen, T.; Xu, B.; Zhang, C.; and Guestrin, C. 2016. Training deep nets with sublinear memory cost. *arXiv preprint arXiv:1604.06174*.
- Chen, X.; Fang, H.; Lin, T.-Y.; Vedantam, R.; Gupta, S.; Dollár, P.; and Zitnick, C. L. 2015. Microsoft coco captions: Data collection and evaluation server. *arXiv preprint arXiv:1504.00325*.
- Cohendet, R.; Demarty, C.-H.; Duong, N. Q.; and Engilberge, M. 2019. VideoMem: Constructing, analyzing, predicting short-term and long-term video memorability. In *Proceedings of the IEEE/CVF International Conference on Computer Vision*, 2531–2540.
- Dao, T.; Fu, D. Y.; Ermon, S.; Rudra, A.; and Ré, C. 2022. FlashAttention: Fast and Memory-Efficient Exact Attention with IO-Awareness. In *Advances in Neural Information Processing Systems*.
- Dosovitskiy, A.; Beyer, L.; Kolesnikov, A.; Weissenborn, D.; Zhai, X.; Unterthiner, T.; Dehghani, M.; Minderer, M.; Heigold, G.; Gelly, S.; et al. 2020. An image is worth 16x16 words: Transformers for image recognition at scale. *arXiv preprint arXiv:2010.11929*.
- Du, Y.; Li, C.; Guo, R.; Yin, X.; Liu, W.; Zhou, J.; Bai, Y.; Yu, Z.; Yang, Y.; Dang, Q.; et al. 2020. Pp-ocr: A practical ultra lightweight ocr system. *arXiv preprint arXiv:2009.09941*.
- Dumont, T.; Hevia, J. S.; and Fosco, C. L. 2023. Modular Memorability: Tiered Representations for Video Memorability Prediction. In *Proceedings of the IEEE/CVF Conference on Computer Vision and Pattern Recognition (CVPR)*, 10751–10760.
- Ebbinghaus, H. 1885. *Über das gedächtnis: untersuchungen zur experimentellen psychologie*. Duncker & Humblot.
- Fajtl, J.; Argyriou, V.; Monekso, D.; and Remagnino, P. 2018. AMNet: Memorability Estimation with Attention. In *Proceedings of the IEEE Conference on Computer Vision and Pattern Recognition*, 6363–6372.
- Friedman, D.; and Feldman, Y. A. 2004. Knowledge-based cinematography and its applications. In *ECAI*, volume 16, 256. Citeseer.
- Ge, Y.; Ge, Y.; Zeng, Z.; Wang, X.; and Shan, Y. 2023. Planting a SEED of Vision in Large Language Model. *arXiv preprint arXiv:2307.08041*.
- Giannakopoulos, T. 2015. pyAudioAnalysis: An Open-Source Python Library for Audio Signal Analysis. *PloS one*, 10(12).
- Goetschalckx, L.; and Wagemans, J. 2019. MemCat: a new category-based image set quantified on memorability. *PeerJ*, 7: e8169.
- Hagen, T.; and Espeseth, T. 2023. Image Memorability Prediction with Vision Transformers. *arXiv preprint arXiv:2301.08647*.
- Isola, P.; Xiao, J.; Torralba, A.; and Oliva, A. 2011. What makes an image memorable? In *CVPR 2011*, 145–152. IEEE.
- Ke, J.; Ye, K.; Yu, J.; Wu, Y.; Milanfar, P.; and Yang, F. 2023. VILA: Learning Image Aesthetics from User Comments with Vision-Language Pretraining. In *Proceedings of the IEEE/CVF Conference on Computer Vision and Pattern Recognition*, 10041–10051.
- Khosla, A.; Raju, A. S.; Torralba, A.; and Oliva, A. 2015. Understanding and predicting image memorability at a large scale. In *Proceedings of the IEEE international conference on computer vision*, 2390–2398.
- Khurana, V.; Singla, Y. K.; Hollenstein, N.; Kumar, R.; and Krishnamurthy, B. 2023. Synthesizing Human Gaze Feedback for Improved NLP Performance. *arXiv:2302.05721*.
- Kiziltepe, R. S.; Sweeney, L.; Constantin, M. G.; Doctor, F.; de Herrera, A. G. S.; Demarty, C.-H.; Healy, G.; Ionescu, B.; and Smeaton, A. F. 2021. An annotated video dataset for computing video memorability. *Data in Brief*, 39: 107671.

- Krishna, R.; Zhu, Y.; Groth, O.; Johnson, J.; Hata, K.; Kravitz, J.; Chen, S.; Kalantidis, Y.; Li, L.-J.; Shamma, D. A.; et al. 2017. Visual genome: Connecting language and vision using crowdsourced dense image annotations. *International journal of computer vision*, 123: 32–73.
- Kumar, Y.; Jha, R.; Gupta, A.; Aggarwal, M.; Garg, A.; Malyan, T.; Bhardwaj, A.; Shah, R. R.; Krishnamurthy, B.; and Chen, C. 2023. Persuasion Strategies in Advertisements. In *Proceedings of the AAAI Conference on Artificial Intelligence*, volume 37, 57–66.
- Lavidge, R. J.; and Steiner, G. A. 1961. A model for predictive measurements of advertising effectiveness. *Journal of marketing*, 25(6): 59–62.
- Li, C. 2010. Primacy effect or recency effect? A long-term memory test of Super Bowl commercials. *Journal of Consumer Behaviour: An International Research Review*, 9(1): 32–44.
- Li, J.; Li, D.; Savarese, S.; and Hoi, S. 2023a. Blip-2: Bootstrapping language-image pre-training with frozen image encoders and large language models. *arXiv preprint arXiv:2301.12597*.
- Li, K.; He, Y.; Wang, Y.; Li, Y.; Wang, W.; Luo, P.; Wang, Y.; Wang, L.; and Qiao, Y. 2023b. Videochat: Chat-centric video understanding. *arXiv preprint arXiv:2305.06355*.
- Li, K.; Wang, Y.; Peng, G.; Song, G.; Liu, Y.; Li, H.; and Qiao, Y. 2022. UniFormer: Unified Transformer for Efficient Spatial-Temporal Representation Learning. In *International Conference on Learning Representations*.
- Liu, H.; Li, C.; Wu, Q.; and Lee, Y. J. 2023a. Visual instruction tuning. *arXiv preprint arXiv:2304.08485*.
- Liu, S.; Zeng, Z.; Ren, T.; Li, F.; Zhang, H.; Yang, J.; Li, C.; Yang, J.; Su, H.; Zhu, J.; et al. 2023b. Grounding dino: Marrying dino with grounded pre-training for open-set object detection. *arXiv preprint arXiv:2303.05499*.
- Lu, Y.; and Wu, X. 2021. Cross-modal Interaction for Video Memorability Prediction. In Hicks, S.; Pogorelov, K.; Lommatzsch, A.; de Herrera, A. G. S.; Martin, P.; Hassan, S. Z.; Porter, A.; Kasem, A.; Andreadis, S.; Lux, M.; Ocaña, M. G.; Liu, A.; and Larson, M. A., eds., *Working Notes Proceedings of the MediaEval 2021 Workshop, Online, 13-15 December 2021*, volume 3181 of *CEUR Workshop Proceedings*. CEUR-WS.org.
- Mai, L.-W.; and Schoeller, G. 2009. Emotions, attitudes and memorability associated with TV commercials. *Journal of Targeting, Measurement and Analysis for Marketing*, 17: 55–63.
- Newman, A.; Fosco, C.; Casser, V.; Lee, A.; McNamara, B.; and Oliva, A. 2020. Multimodal memorability: Modeling effects of semantics and decay on video memorability. In *Computer Vision—ECCV 2020: 16th European Conference, Glasgow, UK, August 23–28, 2020, Proceedings, Part XVI 16*, 223–240. Springer.
- Newstead, K.; and Romaniuk, J. 2010. Cost per second: The relative effectiveness of 15-and 30-second television advertisements. *Journal of Advertising Research*, 50(1): 68–76.
- Norris, D. 2017. Short-term memory and long-term memory are still different. *Psychological bulletin*, 143(9): 992.
- Ouyang, L.; Wu, J.; Jiang, X.; Almeida, D.; Wainwright, C.; Mishkin, P.; Zhang, C.; Agarwal, S.; Slama, K.; Ray, A.; et al. 2022. Training language models to follow instructions with human feedback. *Advances in Neural Information Processing Systems*, 35: 27730–27744.
- Putrevu, S.; Tan, J.; and Lord, K. R. 2004. Consumer responses to complex advertisements: The moderating role of need for cognition, knowledge, and gender. *Journal of Current Issues & Research in Advertising*, 26(1): 9–24.
- Qin, X.; Zhang, Z.; Huang, C.; Dehghan, M.; Zaiane, O.; and Jagersand, M. 2020. U2-Net: Going Deeper with Nested U-Structure for Salient Object Detection. volume 106, 107404.
- Radford, A.; Kim, J. W.; Xu, T.; Brockman, G.; McLeavey, C.; and Sutskever, I. 2022. Robust Speech Recognition via Large-Scale Weak Supervision. *arXiv:2212.04356*.
- Rajbhandari, S.; Rasley, J.; Ruwase, O.; and He, Y. 2020. Zero: Memory optimizations toward training trillion parameter models. In *SC20: International Conference for High Performance Computing, Networking, Storage and Analysis*, 1–16. IEEE.
- Rasley, J.; Rajbhandari, S.; Ruwase, O.; and He, Y. 2020. Deep-speed: System optimizations enable training deep learning models with over 100 billion parameters. In *Proceedings of the 26th ACM SIGKDD International Conference on Knowledge Discovery & Data Mining*, 3505–3506.
- Ren, J.; Rajbhandari, S.; Aminabadi, R. Y.; Ruwase, O.; Yang, S.; Zhang, M.; Li, D.; and He, Y. 2021. {ZeRO-Offload}: Democratizing {Billion-Scale} model training. In *2021 USENIX Annual Technical Conference (USENIX ATC 21)*, 551–564.
- Schmidt, S.; and Eisend, M. 2015. Advertising repetition: A meta-analysis on effective frequency in advertising. *Journal of Advertising*, 44(4): 415–428.
- Sharma, P.; Ding, N.; Goodman, S.; and Soricut, R. 2018. Conceptual captions: A cleaned, hypernymed, image alt-text dataset for automatic image captioning. In *Proceedings of the 56th Annual Meeting of the Association for Computational Linguistics (Volume 1: Long Papers)*, 2556–2565.
- Singh, S.; I. H. S.; Singla, Y. K.; and Krishnamurthy, B. 2023. Images and Videos To Detect Emotions Through Natural Language Intermediary. *arXiv preprint*.
- Sun, Q.; Fang, Y.; Wu, L.; Wang, X.; and Cao, Y. 2023. Evalclip: Improved training techniques for clip at scale. *arXiv preprint arXiv:2303.15389*.
- Terry, W. S. 2005. Serial position effects in recall of television commercials. *The Journal of general psychology*, 132(2): 151–164.
- Touvron, H.; Lavril, T.; Izacard, G.; Martinet, X.; Lachaux, M.-A.; Lacroix, T.; Rozière, B.; Goyal, N.; Hambro, E.; Azhar, F.; et al. 2023. Llama: Open and efficient foundation language models. *arXiv preprint arXiv:2302.13971*.
- Varan, D.; Nenycz-Thiel, M.; Kennedy, R.; and Bellman, S. 2020. The effects of commercial length on advertising impact: What short advertisements can and cannot deliver. *Journal of Advertising Research*, 60(1): 54–70.
- Waugh, N. C.; and Norman, D. A. 1965. Primary memory. *Psychological review*, 72(2): 89.
- Xu, H.; Zhang, J.; Cai, J.; Rezatofighi, H.; and Tao, D. 2022. GMFlow: Learning Optical Flow via Global Matching. *arXiv:2111.13680*.
- Zhang, H.; Li, X.; and Bing, L. 2023. Video-llama: An instruction-tuned audio-visual language model for video understanding. *arXiv preprint arXiv:2306.02858*.
- Zhang, Y.; Huang, X.; Ma, J.; Li, Z.; Luo, Z.; Xie, Y.; Qin, Y.; Luo, T.; Li, Y.; Liu, S.; et al. 2023. Recognize Anything: A Strong Image Tagging Model. *arXiv preprint arXiv:2306.03514*.
- Zhu, D.; Chen, J.; Shen, X.; Li, X.; and Elhoseiny, M. 2023. Minigpt-4: Enhancing vision-language understanding with advanced large language models. *arXiv preprint arXiv:2304.10592*.

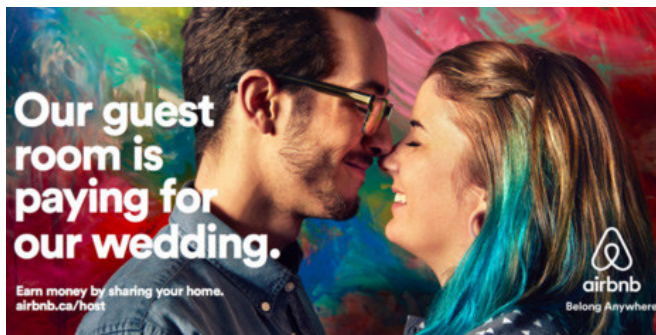


Figure 1: Airbnb advertisement showing the visual concepts of two adults, and the text “Our guest room is paying for our wedding”. “World knowledge” captured by LLMs helps identify the two adults as partners, and helps relate the text with the two adults and the Airbnb logo to infer what the ad is talking about.

Appendix

Listing 1: Verbalization pattern for inputting content and behavior in the same space

```

1  Students are shown ads and their
    memorability is tested after 1 to 3
    days. For the given ad:
2  <video> .. </video>
3  They watch a 15 second advertisement for
    Chanel.
4  The title of the advertisement is "
    Comes in Red for a Limited Edition
    CHANEL Fragrance".
5  The ad is shot in landscape orientation,
    at a medium pace.
6  The audio in the ad says: Number 5.
    Limited Edition. Chanel.
7  Following are the descriptions of each
    scene:
8  Scene 1:
9  The scene shows a red bottle of
    perfume that is on a dark
    surface.
10 The foreground colors of the
    scene are Black, and the
    background colors are
    Dark_Brown,Maroon,Black,Gray.
11 The dominant tone of the scene
    is neutral.
12 The photography style of the
    scene is product.
13 The scene has Low visual
    complexity.
14 The emotions shown in the scene
    are gift, romantic,
    celebration.
15 This scene is categorized by the
    tags bottle, man, perfume,
    red, woman.
16 The text shown in the scene is '
    N5', 'CHANEL', 'PARIS', '
    PARFUM'
17 ....

```

```

18 What would be the memorability score of
    this video?
19
20 Output: 71

```

1 Memorability Questionnaire

1.1 Introductory Questionnaire (to be filled before study starts)

- I remember seeing ads for the following brands this year:
 - List 15 randomly selected from the list of brands that we have
- I remember using products of the following brands this year:
 - List 15 randomly selected from the list of brands that we have (non-intersecting list from above)
- Have you installed any Ad Blocking software in your browser(s)?
 - Yes
 - No
- Do you use a Youtube subscription?
 - Yes
 - No
- Approximately how much percentage of time do you spend on Youtube mobile vs Youtube web?
 - <10% on mobile
 - >10% but <30% on mobile
 - >30% but <70% on mobile
 - >70% on mobile
- How do you apprise yourself of the latest products and brands? (Multi correct)
 - Primarily friends and family
 - Amazon, Flipkart or any other e-commerce stores
 - Television and OTT Platform Ads (like Youtube, Netflix, Hotstar, etc)
 - Email Ads
 - Store Visits
 - Website Ads
 - I primarily search for products

1.2 Checks (to be answered during the experiment)

- Attention check:** A factual question like, What is the capital of India? (Asked randomly between videos, needs to be answered in <10s)
 - Kanpur
 - Delhi
 - Goa
 - Mumbai
- Consistency Check:** Do you remember watching this video in this experiment (Asked after showing the 11th video)
 - Yes
 - No

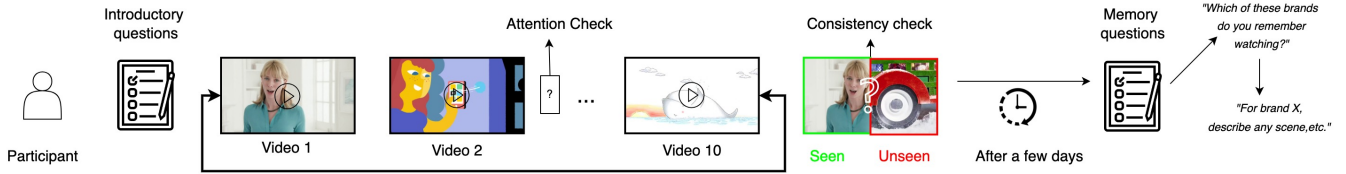


Figure 2: Study protocol

1.3 Recognition Questions

1. In the study, I remember seeing Ads of the following brands:
 - (Randomly selected list of 20 brands which contains the brands shown to the participant)
 - {For each brand in the list which the participant has selected}
2. Brand: X (already filled in)
 - For the {brand} ad, I remember seeing the following (Write Scene Descriptions, feel free to write any scenes, music, characters, emotions, objects you remember seeing):

2 Annotation Protocol

Figure 2 shows a visualization of the annotation protocol

3 Computing Infrastructure and Hyperparameters

All the experiments were conducted on 8x40 A100 instances. All experiments were performed leveraging DeepSpeed ZeRO stage-3 with cpu offload (Ren et al. 2021; Rasley et al. 2020; Rajbhandari et al. 2020) and Flash-attention (Dao et al. 2022) with gradient-checkpointing (Chen et al. 2016) at bf16 precision. We use AdamW as the optimizer (with fused gelu), the learning rate was kept $2e-5$ for all experiments. The maximum context length for image-only datasets is 500, including public video datasets is 800 and including our dataset is 2048. The corresponding batch sizes are 32,16,8. The gradient accumulation is set to 1 and weight decay is disabled. The warmup steps are set to 20 and residual dropout was kept at 0.25. We train all models for two epochs, but use the checkpoint with best validation spearman correlation.

For all experiments, where we combine datasets, we use a custom sampler to account for dataset imbalance, that ensures a maximum proportion of the dataset in an epoch, here are the maximum proportions. For validation we take 5% of each dataset.

Images

1. **Lamem** 50%
2. **Memcat** 100%
3. **SUN** 100%

Videos

1. **VideoMem** 75%
2. **Memento** 75%
3. **AdsData** 100%
4. **MediaEval** 100%