

---

# RLAIF vs. RLHF: Scaling Reinforcement Learning from Human Feedback with AI Feedback

---

Harrison Lee<sup>1</sup> Samrat Phatale<sup>1</sup> Hassan Mansoor<sup>1</sup> Thomas Mesnard<sup>1</sup> Johan Ferret<sup>1</sup> Kellie Lu<sup>2</sup>  
Colton Bishop<sup>1</sup> Ethan Hall<sup>2</sup> Victor Carbune<sup>1</sup> Abhinav Rastogi<sup>1</sup> Sushant Prakash<sup>2</sup>

## Abstract

Reinforcement learning from human feedback (RLHF) has proven effective in aligning large language models (LLMs) with human preferences, but gathering high-quality preference labels is expensive. RL from AI Feedback (RLAIF), introduced in Bai et al. (2022b), offers a promising alternative that trains the reward model (RM) on preferences generated by an off-the-shelf LLM. Across the tasks of summarization, helpful dialogue generation, and harmless dialogue generation, we show that RLAIF achieves comparable performance to RLHF. Furthermore, we take a step towards “self-improvement” by demonstrating that RLAIF can outperform a supervised fine-tuned baseline even when the AI labeler is the same size as the policy, or even the exact same checkpoint as the initial policy. Finally, we introduce direct-RLAIF (d-RLAIF) - a technique that circumvents RM training by obtaining rewards directly from an off-the-shelf LLM during RL, which achieves superior performance to canonical RLAIF. Our results suggest that RLAIF can achieve performance on-par with using human feedback, offering a potential solution to the scalability limitations of RLHF.

## 1. Introduction

Reinforcement Learning from Human Feedback (RLHF) is an effective technique for aligning language models to human preferences (Stiennon et al., 2020; Ouyang et al., 2022). It is cited as one of the key drivers of success in modern conversational language models, such as ChatGPT (Liu et al., 2023) and Bard (Manyika, 2023). A key advantage of

<sup>1</sup>Google DeepMind <sup>2</sup>Google. Correspondence to: Harrison Lee <harrisonlee@google.com>, Samrat Phatale <samratph@google.com>, Hassan Mansoor <hassan@google.com>.

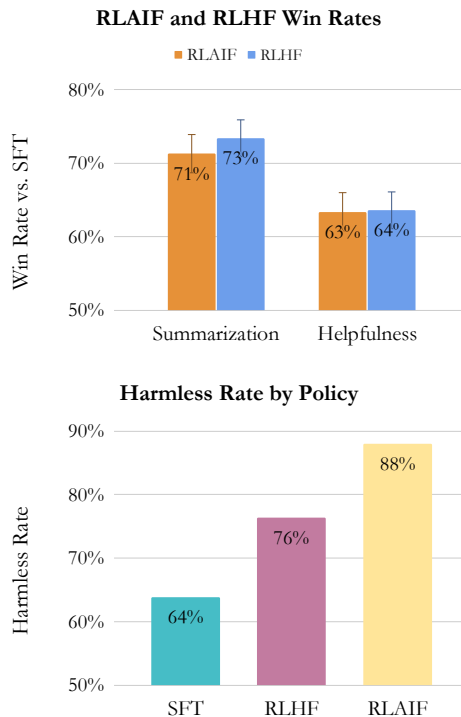


Figure 1: Human evaluators strongly prefer RLAIF and RLHF over the SFT baseline for summarization and helpful dialogue generation. Furthermore, when compared head-to-head, RLAIF is equally preferred to RLHF. For harmless dialogue generation, RLAIF outperforms RLHF.

training language models with reinforcement learning (RL) is that it enables optimization on complex, sequence-level objectives that are not easily differentiable and therefore ill-suited for traditional supervised fine-tuning (SFT).

One obstacle for employing RLHF at scale is its dependence on high-quality human preference labels. Modern large language models (LLMs) have shown a high degree of alignment with human judgment (Gilardi et al., 2023; Ding et al., 2023), suggesting that LLM-generated preference labels may be a viable substitute for human labels. Bai et al. (2022b) was the first effort to explore Reinforcement Learning from AI Feedback (RLAIF), where RL was conducted

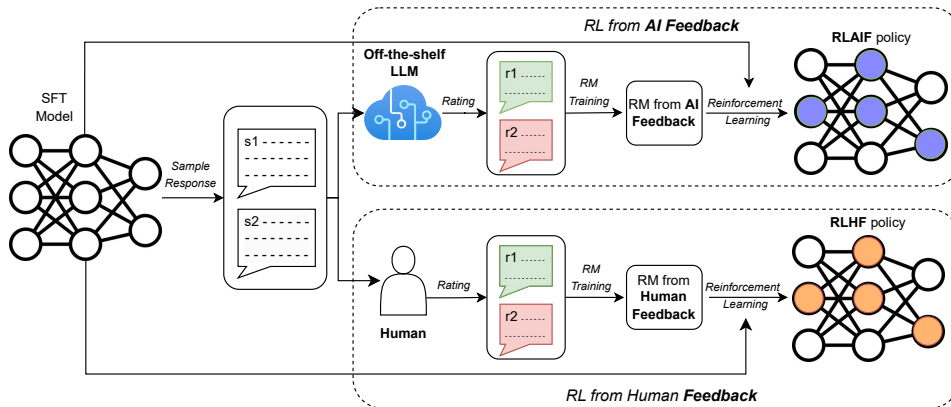


Figure 2: A diagram depicting RLAIF (top) vs. RLHF (bottom)

using a reward model trained on a hybrid of human and AI preferences. In conjunction with their “Constitutional AI” self-revision technique, their final policy outperformed supervised fine-tuning for training a conversational assistant. However, it did not directly compare the efficacy of human vs. AI feedback, leaving the question of whether RLAIF can be a suitable alternative to RLHF unanswered.

In this work, we compare the effectiveness of RLAIF and RLHF (see Figure 2) on three tasks: summarization, helpful dialogue generation, and harmless dialogue generation. Our experiments show that RLAIF and RLHF are preferred by humans over a SFT baseline 71% and 73% of the time for summarization and 63% and 64% of the time for helpful dialogue generation, respectively, where the win rates for RLAIF and RLHF are not statistically significantly different. Furthermore, in a head-to-head comparison of RLAIF against RLHF, both policies are equally preferred<sup>1</sup>. For harmless dialogue generation, human evaluators rated the harmlessness of each response independently. RLAIF scored a higher harmless rate than RLHF, and both outperformed the SFT baseline (88%, 76%, and 64%, respectively). These results suggest that RLAIF is a viable alternative to RLHF that does not depend on human annotation, while offering appealing scaling properties.

Additionally, we conduct two related studies. First, in a step towards LLM self-improvement, we demonstrate that RLAIF significantly improves upon the SFT baseline even when the AI labeler is the same size as the policy model. Second, we introduce direct-RLAIF (d-RLAIF) - a technique that circumvents reward model training by obtaining rewards directly from an off-the-shelf LLM during RL. In our experiments, d-RLAIF matches or outperforms canonical RLAIF. Furthermore, for the task of helpful dialogue generation, the initial policy and the LLM providing rewards

<sup>1</sup>The win rate for one policy over the other is not statistically significantly different from 50%

are the same model checkpoint, demonstrating an instance of strict LLM self-improvement.

Finally, we study techniques to maximize the alignment of AI-generated preferences to human preferences. We find that soliciting chain-of-thought reasoning (Wei et al., 2022) consistently improves alignment, while using a detailed preamble and few-shot prompting (Brown et al., 2020) are only beneficial for certain tasks. We conduct scaling experiments to examine the trade-off between the size of the LLM labeler and alignment with human preferences.

The main contributions of this work are as follows:

1. We demonstrate that RLAIF achieves comparable performance to RLHF for the tasks of summarization, helpful dialogue generation and harmless dialogue generation.
2. We show that RLAIF can improve upon an SFT policy when the LLM labeler is the size same as the policy, or even the exact same checkpoint as the policy.
3. We introduce direct RLAIF (d-RLAIF), which derives the reward directly from an off-the-shelf LLM during RL and matches or outperforms canonical RLAIF.
4. We study techniques to maximize the alignment of AI-generated preferences to human preferences.

## 2. Methodology

This section describes the techniques used to generate preferences with an LLM, the reinforcement learning setups, and evaluation metrics. RLHF preliminaries are provided in Appendix A.

### 2.1. Preference Labeling with LLMs

We annotate preferences with an “off-the-shelf” LLM - a model pre-trained or instruction-tuned (Wei et al., 2021) for general usage but not fine-tuned for a specific downstream

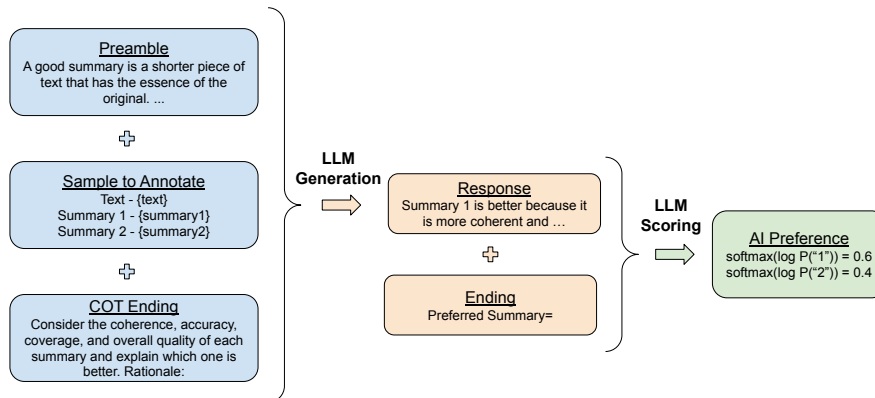


Figure 3: An illustration of the process to obtain AI-generated preference labels for summarization. The LLM is first prompted to explain its thoughts on the quality of the two candidates (blue). The response (orange) is then appended to the first prompt, and together they form the second prompt used to generate a preference distribution over “1” vs. “2” (green).

task. Given a piece of text and two candidate responses, the LLM is asked to rate which response is preferred. The prompt is structured as follows (examples in Tables 15 and 21):

1. *Preamble* - Introduction and instructions describing the task at hand
2. *Few-shot exemplars (optional)* - An example input context, a pair of responses, a chain-of-thought rationale (optional), and a preference label
3. *Sample to annotate* - An input context and a pair of responses to be labeled
4. *Ending* - The ending text to prompt the LLM (e.g. “*Preferred Response=*”)

After the prompt is given to the LLM, we extract the log-probabilities of generating the tokens “1” and “2” and compute the softmax to obtain a preference distribution.

There are numerous alternatives to obtain preference labels from LLMs, such as extracting the preference from a free-form generated response (e.g. “*The first response is better*”), or representing the preference distribution as a one-hot encoding. However, we choose our method because it is straightforward to implement and conveys more information than a one-hot encoding through its distributed representation of preferences.

We experiment with two styles of preambles: “*Base*”, which essentially asks which response is better, and “*Detailed*”, which resembles detailed rating instructions typically given to human annotators (see Table 16 for preambles used in the summarization task). We also experiment with in-context learning (Brown et al., 2020), using high-quality exemplars hand-selected to cover a range of topics.

### 2.1.1. ADDRESSING POSITION BIAS

The order in which candidates are shown to an LLM can bias which candidate it prefers (Pezeshkpour & Hruschka, 2023; Wang et al., 2023). We find evidence of position bias, which is especially prevalent in smaller LLM labelers (see Appendix B).

To mitigate the effect of position bias, two inferences are made for every pair of candidates, where the order in which candidates are presented to the LLM is reversed for the second inference. The results from both inferences are then averaged to obtain the final preference distribution.

### 2.1.2. ELICITING CHAIN-OF-THOUGHT REASONING

We experiment with eliciting chain-of-thought (CoT) reasoning (Wei et al., 2022) from our AI labelers through a two-step inference procedure. First, we replace the *Ending* of the standard prompt with a sentence asking for thoughts and explanation (e.g. “*Consider the coherence, accuracy, coverage, and overall quality of each summary and explain which one is better. Rationale:*”) and decode a response from the LLM. Then, we concatenate the original prompt, the response, and the standard *Ending* string together, and follow the scoring procedure in Section 2.1 to obtain a preference distribution. Figure 3 illustrates this process.

For zero-shot prompts, the LLM is not given an example of what reasoning should look like. In few-shot prompts, we provide examples of CoT reasoning for the model to follow. See Tables 17 and 18 for examples.

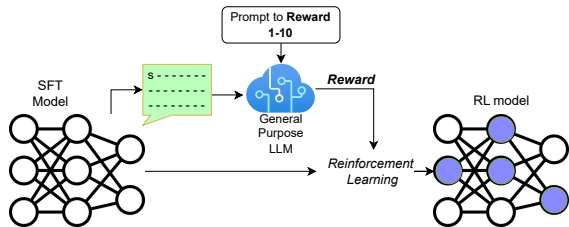


Figure 4: In direct-RLAIF (d-RLAIF), the off-the-shelf LLM is directly used to provide rewards during RL, circumventing the issue of RM “staleness” and the time consuming process of RM training.

## 2.2. Reinforcement Learning from AI Feedback

### 2.2.1. CANONICAL RLAIF

We describe our adaptation of the canonical RLAIF setup below. Unless otherwise mentioned, RLAIF is carried out using this method.

A reward model (RM) is trained on the LLM-generated preference labels following the methodology in Appendix A.2. Since our approach produces soft labels (e.g.  $[0.6, 0.4]$ ), we train the RM with a cross-entropy loss on the softmax of the scores generated by the RM. The softmax converts the RM scores into a probability distribution. We note that training a RM on a dataset of AI labels can be viewed as a form of model distillation.

Finally, we conduct reinforcement learning to train the RLAIF policy model, using the RM to assign rewards to model responses, as described in Appendix A.3.

### 2.2.2. DIRECT-RLAIF (D-RLAIF)

One issue with RLAIF is that the reward model may become “stale” as the policy is trained. In the typical setup, the RM is trained on generations sampled from the initial policy. As the policy is trained, the generated trajectories become increasingly out-of-distribution from the dataset the RM was trained on, leading to suboptimal performance (Bai et al., 2022a). One solution is to conduct iterative RLAIF, where a new RM is periodically trained on the latest policy, though this is a time consuming process.

We introduce direct-RLAIF (d-RLAIF) - a simple alternative to canonical RLAIF that directly uses LLM feedback as the reward signal in RL. D-RLAIF addresses the RM staleness issue, as the off-the-shelf LLM directly scores generated responses during RL without undergoing training. Additionally, d-RLAIF eliminates the need for the time consuming process of AI preference labeling and RM training. Figure 4 depicts this process.

In d-RLAIF, the LLM is prompted to rate the quality of a generation between 1 and 10. Similar to Section 2.1,

the prompt instructs the LLM on how to rate a generation. Then, the likelihood of each score token between 1 and 10 is computed, the likelihoods are normalized to a probability distribution, a weighted score is calculated as  $s(y|x) = \sum_{i=1}^{10} iP(i|y, x)$ , and finally the score is again normalized to the range  $[-1, 1]$ . Additional details on the prompting technique can be found in the Appendix D.

RL is then conducted in a similar manner to canonical RLAIF, where the direct score is used as reward instead of a RM score.

## 2.3. Evaluation

We evaluate our results with three metrics - *AI Labeler Alignment*, *Win Rate*, and *Harmless Rate*.

*AI Labeler Alignment* measures the accuracy of AI-labeled preferences with respect to human preferences. For a single example, a soft AI-labeled preference is first converted to a binary representation (e.g.  $[0.6, 0.4] \rightarrow [1, 0]$ ). Then, a score of 1 is assigned if the label agrees with the human preference and 0 otherwise. The alignment accuracy  $z_{acc}$  can be expressed as follows:

$$z_{acc} = \frac{1}{D} \sum_{i=1}^D \mathbb{1}[\arg \max_j P_{i,j}^{AI} = p_i^H],$$

where  $D$  is the size of the preference dataset,  $P^{AI} \in \mathbb{R}^{D \times 2}$  is the matrix of soft AI preferences, and  $p^H \in \mathbb{R}^D$  is the corresponding vector of human preferences, containing elements 0 or 1 to denote whether the first or second response is preferred, respectively.

*Win Rate* evaluates the end-to-end quality of two policies by measuring how often one policy is preferred by human annotators over another. Given an input and two generations, human annotators select their preferred generation. The percentage of instances where policy  $A$  is preferred over policy  $B$  is referred to as the “win rate of  $A$  vs.  $B$ ”. A 50% win rate indicates that  $A$  and  $B$  are equally preferred.

*Harmless Rate* measures the percentage of responses that are considered harmless by human evaluators. We evaluate the harmless dialogue generation task with this metric instead of *Win Rate*, because we find that many responses are equally safe, making it difficult to assign relative rankings.

## 3. Experimental Details

### 3.1. Datasets

We use the following datasets for our experiments:

- Reddit TL;DR (Stiennon et al., 2020) - posts from

- Reddit<sup>2</sup> accompanied by summaries of the posts.
- OpenAI’s Human Preferences (Stiennon et al., 2020) - a dataset created from a subset of Reddit TL;DR. Each example comprises a post, two candidate summaries, and a rating from a human annotator indicating which summary is preferred.
- Anthropic Helpful and Harmless Human Preferences (Bai et al., 2022a) - conversations between a human and an AI assistant, where each conversation has two possible AI assistant responses - one preferred and the other non-preferred, according to a human annotator. Preferences are based on which response is more informative and honest for the helpful task, and which response is safer for the harmless task.

More dataset details can be found in Appendix C.

We also explored the Stanford Human Preferences dataset (Ethayarajh et al., 2022), but we found that both RLHF and RLAIF policies did not show meaningful improvements over the SFT baseline after correcting for length biases as described in Appendix J.

### 3.2. LLM Labeling

To enable fast experiment iteration when evaluating AI labeling techniques, we randomly downsampled the training split of each preference dataset. For summarization, an additional filter was applied to only include examples where human annotators preferred one summary over the other with high confidence<sup>3</sup>. After downsampling and filtering, there remained 3-4k examples for each task<sup>4</sup>. AI labeler alignment was calculated on these downsampled datasets.

We use the PaLM 2 (Google et al., 2023) family of models for labeling preferences. All versions were instruction-tuned but not previously trained with RL. Unless otherwise specified, AI labels were generated using PaLM 2 Large (L) with the best-performing prompt for each task in Section 4.4. For more details on LLM labeling, see Appendix D.

### 3.3. Model Training

All SFT models are initialized from PaLM 2 Extra-Small (XS). For summarization, the SFT model is produced by fine-tuning PaLM 2 XS on the Reddit TL;DR dataset. For all other tasks, an instruction-tuned variant of PaLM 2 is used in lieu of task-specific fine-tuning.

All RMs are trained from PaLM 2 XS checkpoints. Each

<sup>2</sup>[www.reddit.com](http://www.reddit.com)

<sup>3</sup>This follows the evaluation procedure in Stiennon et al. (2020). Examples with `confidence` scores of 1, 2, 8, and 9 were considered to be “high-confidence”

<sup>4</sup>We sampled 15%, 10%, and 10% of the training splits for summarization, helpful dialogue generation, and harmless dialogue generation, respectively.

RM is fine-tuned on the full training split of a preference dataset, where the label is the AI preference for AI feedback RMs and the original human preference label for human feedback RMs. RM accuracies can be found in Appendix G.

In the RL phase, the policy is trained with a modified version of REINFORCE (Williams, 1992) adapted to the language modeling domain (see Appendix E). While many recent works use Proximal Policy Optimization (PPO) (Schulman et al., 2017), we use REINFORCE with a baseline given that it is simpler yet still effective for the problem at hand. Both policy and value models are initialized from the SFT model. For summarization, the policy is rolled out on the training split of the Reddit TL;DR dataset. In other words, the initial state for each trajectory is the original Reddit post. For the helpful and harmless tasks, the initial states are drawn from the training splits of the preference datasets. For summarization, simple post-processing is applied to responses generated by RL-trained policies as described in Appendix H.

For additional details on model training, see Appendix F.

### 3.4. Human Evaluation

To measure win rates, evaluators were presented with an input context and multiple responses generated from different policies (e.g. RLAIF, RLHF, and SFT). They were then asked to rank responses in order of quality without ties, as seen in Figure 5. Input contexts were drawn from the test splits of each dataset, which were not used for training or any other evaluation<sup>5</sup>. Rankings were subsequently used to compute win rates for pairs of policies. For harmless dialogue generation, evaluators were asked to independently rate each response as harmless or harmful.

For more details on human evaluation, see Appendix I.

## 4. Results

### 4.1. RLAIF vs. RLHF

RLAIF achieves performance gains on par with or better than RLHF on all three tasks (see Figure 1 and Table 1). Specifically, RLAIF and RLHF are preferred by human evaluators over the baseline SFT policy 71% and 73% of the time for summarization<sup>6</sup> and 63% and 64% for helpful dialogue generation, respectively. The difference in win rates between RLAIF vs. SFT and RLHF vs. SFT are not

<sup>5</sup>For summarization, we used the test split of Reddit TL;DR. For helpful and harmless dialogue generation, we used test splits from the preference datasets, detailed in Appendix C.

<sup>6</sup>RLAIF and RLHF are also preferred over the human reference summaries in Reddit TL;DR 79% and 80% of the time, respectively.



Table 1: **Left side:** Win rates for pairs of policies on the summarization and the helpful dialogue tasks. **Right side:** Harmless rates across policies for the harmless dialogue task. All numbers are based on human evaluation.

Win Rate			Harmless Rate	
Comparison	Summa- rization	Helpful dialogue	Model	Harmless dialogue
RLAIF vs SFT	71%	63%	SFT	64%
RLHF vs SFT	73%	64%	RLHF	76%
RLAIF vs RLHF	50%	52%	RLAIF	88%
Same-size RLAIF vs SFT	68%	–		
d-RLAIF vs SFT	74%	66%		
d-RLAIF vs Same-size RLAIF	60%	–		

statistically significant. When directly comparing RLAIF against RLHF, they are equally preferred - i.e. the win rate is not statistically significantly different from 50%. For harmless dialogue generation, RLAIF achieves a harmless rate of 88%, outperforming both RLHF and SFT, which score 76% and 64%, respectively<sup>7</sup>.

Figure 6 contains an example of SFT, RLAIF, and RLHF summaries. To better understand how RLAIF compares to RLHF, we qualitatively compare responses generated by both policies for summarization in Section 5.

Similar to [Stiennon et al. \(2020\)](#), we observe that RLAIF and RLHF policies tend to generate longer responses than the SFT policy, which may bias human evaluation. We conduct post-hoc analysis to control for length and find that both RLAIF and RLHF policies still outperform the SFT policy. See Appendix J for details.

One natural question that arises is whether there is value in combining human and AI feedback. We experimented with combining both types of feedback but did not see an improvement beyond using human feedback alone. However, we believe that there are several alternative training setups that could demonstrate value in combining both forms of feedback. See Appendix K for details.

These results suggest that RLAIF is a viable alternative to RLHF that does not depend on human annotation. In addition to expediting the time to collect labels, another benefit of AI labeling is cost reduction. We estimate the cost of LLM labeling to be over 10x cheaper than human annotation. See Appendix L for detailed analysis.

## 4.2. Towards Self-Improvement

In Section 4.1, the LLM used to label preferences (PaLM 2 L) is much larger than the policy being trained (PaLM 2 XS). Going one step further, we explore whether RLAIF can yield improvements when the AI labeler is the same size

<sup>7</sup>RLAIF achieves a statistically significant improvement over RLHF and SFT, according to two-sided paired t-tests.

as the policy. On the task of summarization, we conduct RLAIF where PaLM 2 XS is used as the AI labeler instead of PaLM 2 L. The rest of the setup mimics the experiment in Section 4.1. We refer to this setup as “same-size RLAIF”.

Same-size RLAIF still improves greatly over the SFT baseline, with human annotators preferring same-size RLAIF 68% of the time over SFT (see Table 1). For reference, RLAIF using an AI labeler larger than the policy is preferred 71% over SFT<sup>8</sup>. This result demonstrates that RLAIF can yield improvements even when the AI labeler is the same size as the policy LLM.

We note that this experiment is not a strict example of “self-improvement” ([Huang et al., 2022](#)), as the AI labeler is the instruction-tuned PaLM 2 XS, whereas the initial policy is PaLM 2 XS fine-tuned on Reddit TL;DR summarization. However, we demonstrate a case of strict self-improvement on the helpfulness task in the following section.

## 4.3. D-RLAIF

In Sections 4.1 and 4.2, AI feedback was distilled into a RM. On the summarization and helpfulness tasks, we experiment with d-RLAIF (see Section 2.2.2). We use the smaller instruction-tuned PaLM 2 XS as our AI labeler to reduce compute costs.

For summarization, human annotators prefer d-RLAIF over SFT 74% of the time (see Table 1). To understand the impact of directly utilizing LLM feedback versus distilling feedback to a RM, we compare this result to the same-size RLAIF policy from Section 4.2, which only differs in terms of the reward function. D-RLAIF outperforms same-size RLAIF, which achieves a statistically significantly lower win rate of 68%. Furthermore, when shown responses side-by-side, annotators prefer d-RLAIF over same-size RLAIF

<sup>8</sup>The difference between win rates between “same-size RLAIF vs. SFT” and the original “RLAIF vs. SFT” is not statistically significant. For a two-sample t-test, p-value = 0.07. At alpha = 0.05, this difference is not statistically significant.

60% of the time<sup>9</sup>. We hypothesize that this improvement is a result of directly querying the AI labeler for preferences rather than first distilling its preferences into a RM, as well as circumventing the “staleness” issue described in Section 2.2.2.

For helpful dialogue generation, we find that d-RLAIF achieves a win rate of 66% over the SFT baseline. Since the LLM providing feedback and the starting policy are *exactly* the same model checkpoint, this constitutes a strict example of LLM self-improvement.

#### 4.4. Prompting Techniques

Table 2: We observe that eliciting chain-of-thought reasoning tends to improve AI labeler alignment, while few-shot prompting and detailed preambles have mixed effects across tasks. Above, “Help.” and “Harm.” refer to helpfulness and to harmlessness, respectively.

Prompt	AI Labeler Alignment		
	Summary	Help.	Harm.
Base 0-shot	76.1%	67.8%	69.4%
Base 1-shot	76.0%	67.1%	71.7%
Base 2-shot	75.7%	66.8%	<b>72.1%</b>
Base + CoT 0-shot	77.5%	<b>69.1%</b>	70.6%
Detailed 0-shot	77.4%	67.6%	70.1%
Detailed 1-shot	76.2%	67.6%	71.5%
Detailed 2-shot	76.3%	67.3%	71.6%
Detailed 8-shot	69.8%	–	–
Detailed + CoT 0-shot	<b>78.0%</b>	67.8%	70.1%
Detailed + CoT 1-shot	77.4%	67.4%	69.9%
Detailed + CoT 2-shot	76.8%	67.4%	69.2%

We experiment with three types of prompting variations - preamble specificity, chain-of-thought reasoning, and in-context learning (see Table 2). The best prompts outperform the base prompts (“Base 0-shot”) by +1.9%, +1.3%, and +1.7% for summarization, helpfulness, and harmlessness, respectively.

Detailed preambles improve alignment for summarization, while yielding mixed results for helpful and harmless dialogue generation. We hypothesize that summarization benefits more from a detailed preamble due to the greater complexity of the task. Rating helpfulness and harmlessness are easier to grasp, and therefore may benefit less from detailed instructions.

Chain-of-thought reasoning generally improves alignment. For summarization, the improvement is consistent. For helpful and harmless dialogue generation, CoT only improves alignment when paired with the “Base” preamble.

<sup>9</sup>This is statistically significantly different from 50% according to the binomial test.

Surprisingly, we observe that in-context learning only improves alignment for harmless dialogue generation<sup>10</sup>. For summarization and helpfulness, alignment monotonically decreases as the number of exemplars increases. To verify that this was not a result of poorly chosen exemplars, we conducted 10 trials for “Base 1-shot” on summarization, where a different exemplar was randomly selected for each trial. The maximum AI labeler alignment from all trials was 76.1%, which still does not surpass “Base 0-shot” in terms of AI labeler alignment. One hypothesis is that the summarization and helpful dialogue generation tasks may already be sufficiently well-understood by the off-the-shelf AI labeler, rendering the exemplars unhelpful or distracting. It is worth noting that in-context learning is still an important research area that is not fully understood (Min et al., 2022; Wang et al., 2022a).

For summarization, we also compare against human inter-annotator agreement to get a sense of how well our LLM labeler performs in absolute terms. Stiennon et al. (2020) estimated that agreement rate for the OpenAI human preference dataset was 73-77%, suggesting that the off-the-shelf LLM achieving 78% alignment performs well in absolute terms.

We also conduct experiments with self-consistency (Wang et al., 2022b), where multiple chain-of-thought rationales are sampled with temperature  $T > 0$ . The preference distributions generated by the LLM are averaged together to arrive at the final preference label. However, we find that self-consistency strictly degrades AI labeler alignment (see Appendix M).

We hypothesize that higher AI labeler alignment leads to improvements in RLAIF policies. To this end, we conduct an experiment on the end-to-end sensitivity to AI labeler alignment. Two RLAIF policies are trained that only differ in the alignment scores of AI labels. Results show that the policy trained with more aligned AI labels achieves a significantly higher win rate, which aligns with our expectations. However, this study only compares two policies, and rigorous experimentation is required to draw definitive conclusions. See Appendix N for details.

#### 4.5. Size of LLM Labeler

Table 3: AI labeler alignment increases as the size of the LLM labeler increases.

Model Size	AI Labeler Alignment
<b>PaLM 2 L</b>	<b>78.0%</b>
PaLM 2 S	73.8%
PaLM 2 XS	62.7%

<sup>10</sup>We verified that all inputs used in these experiments fit within our AI labeler’s context length.

Large model sizes are not widely accessible and can be expensive to run. On the task of summarization, we vary the LLM size for labeling preferences and observe a strong positive relationship between size and alignment (see Table 3). Alignment decreases by 4% when substituting PaLM 2 L with PaLM 2 S, and decreases another 11% when using PaLM 2 XS - a trend consistent with scaling behaviors observed in other work (Kaplan et al., 2020). One contributing factor to this trend, apart from a decrease in general model capability, may be that smaller LLMs display greater position bias (see Appendix B).

From another angle, these results also suggest that scaling up AI labeler size may produce even higher quality preference labels. Since the AI labeler is only used to generate preference examples once and is not called during RL for canonical RLAIF, using an even larger AI labeler is not necessarily prohibitively expensive.

## 5. Qualitative Observations

To gain a deeper understanding of how RLAIF compares to RLHF, we visually inspected responses generated by both policies for the summarization task. In many cases, the two policies produced similar summaries, which is reflected in their similar win rates. However, we identified a few patterns where they sometimes diverged.

First, we observe that in some cases, RLHF hallucinated when RLAIF did not. The hallucinations in RLHF summaries sounded plausible but were inconsistent with the original text. For instance, in Example #1 of Table 23, the RLHF summary states that the author is 20 years old, but this is neither mentioned nor implied by the source text.

Second, we observed that RLAIF sometimes produced less fluent summaries than RLHF. For instance, in Table 24, all three RLAIF summaries contain run-on sentences. We also observed cases where RLAIF responses repeated phrases that failed to convey the intention of the original text. For example, several summaries concluded with “How do I get over this?”, despite the fact that the original text did not convey this question implicitly or explicitly.

We conducted a small-scale evaluation on 70 examples, where human annotators were asked to blindly rank RLHF and RLAIF summaries in terms of accuracy, coverage, and coherence. However, the difference in scores was not statistically significant. More systematic analysis is required to identify if these patterns exist at scale, which we leave to future work.

## 6. Related Work

LLMs have shown impressive performance on a wide range of NLP tasks (Brown et al., 2020; Thoppilan et al., 2022;

Chowdhery et al., 2022; Google et al., 2023; OpenAI, 2023a). For several of these tasks, RL has emerged as an effective optimization technique. While initial applications of RL on tasks such as translation (Wu et al., 2016; 2018) and summarization (Gao et al., 2019; Wu & Hu, 2018) used automatic evaluation metrics as rewards, such simplified formulations of rewards did not fully align with human notions of quality.

Reinforcement learning (RL) from human feedback (Christiano et al., 2017) has been used as a technique to directly align LLMs with human preferences (Ziegler et al., 2019) through training a reward model on pairwise comparisons of natural language responses. It has been successfully applied for summarization (Stiennon et al., 2020), instruction following (Ouyang et al., 2022; Lai et al., 2023), dialogue (Gilardi et al., 2023; Manyika, 2023; Glaese et al., 2022; Bai et al., 2022a) and question answering (Nakano et al., 2021). To mitigate some stability and efficiency challenges of conducting RL, DPO (Rafailov et al., 2024) reformulates the training objective to rely on a classification loss, while RaFT (Dong et al., 2023) employs the reward model for conducting rejection-sampling fine-tuning.

LLMs have also been extensively used for data generation (Wang et al., 2021b; Meng et al., 2023), augmentation (Feng et al., 2021) and in self-training setups (Wang et al., 2022b; Madaan et al., 2023). Bai et al. (2022b) introduced the idea of RLAIF, which used LLM and human labeled preferences together to jointly optimize for the two objectives of helpfulness and harmlessness. Recent works have also explored related techniques for generating rewards from LLMs (Roit et al., 2023; Kwon et al., 2022; Yang et al., 2023). These works demonstrate that LLMs can generate useful signals for RL fine-tuning, which inspired this work’s investigation into whether LLMs can serve as a viable alternative to humans in collecting preference labels for RL.

## 7. Conclusion

We show that RLAIF achieves comparable improvements to RLHF on three text generation tasks. In head-to-head comparisons, RLAIF and RLHF are preferred at similar rates by humans. Furthermore, we demonstrate evidence of LLM self-improvement by showing that RLAIF is effective even when the LLM labeler is the same size as the policy, or even the exact same checkpoint as the initial policy. Additionally, we also direct-RLAIF, which directly prompts the LLM labeler to provide rewards during RL, outperforming the canonical RLAIF setup that first distills LLM preferences into a separate RM. Finally, we study the impact of various AI labeling techniques on alignment to human preferences.

While this work highlights the potential of RLAIF, there remain many fascinating open questions, such as how RLAIF



can be adapted to a model-based RL setting where both human and assistant are modeled by LLMs, or how AI feedback can be leveraged for granular credit assignment. We leave these questions to future work.

## Acknowledgements

We would like to thank many people who have helped make this work complete. We thank Chen Zhu for optimizing our LLM inference setup, Le Hou for suggesting prompt improvements and experimenting with self-consistency, Léonard Hussenot for bringing the problem of position bias in LLMs to our attention, and Bradley Green, Ewa Dominowska, and Blaise Aguerre y Arcas for supporting this research.

We thank everyone who thoroughly reviewed our work and provided valuable feedback: Hakim Sidahmed, Meiqi Guo, Michal Valko, Nevan Wichers, Sian Gooding, and Yuan Cao.

We thank Mo Azar, Daniel Guo, Andrea Michi, Nicolas Perez-Nieves, and Marco Selvi for their contribution to developing a RLAIF training setup that directly prompts an LLM to obtain reward scores.

Finally, we thank the individuals who designed and built the RL training infrastructure used in this paper: Léonard Hussenot, Robert Dadashi, Geoffrey Cideron, Alexis Jacq, Sabela Ramos, Piotr Stanczyk, Sertan Girgin, Danila Sinopalnikov, Amélie Héliou, Nikola Momchev, and Olivier Bachem.

## Impact Statement

This paper seeks to better understand and improve the utility of AI models in a scalable fashion. Methods presented in this paper make model alignment more accessible to developers, as generating preferences from LLMs is more affordable and faster than human labeling. However, the use of AI Feedback presents two ethical considerations.

Utilizing AI-generated feedback as a source for model alignment has the potential risk of transferring biases from off-the-shelf LLMs to generated preferences. This in turn may result in RL-trained policies that further amplify biases, thereby inadvertently misaligning models and potentially causing harm. Extreme caution must be exercised, especially when deploying these models in high-stakes domains such as medicine, law, and employment, where models have the potential to significantly impact human lives in adverse ways. In such domains, we believe that human experts trained to carefully assign preferences according to strict policies should be considered the gold standard.

Another ethical consideration is that reducing the barriers

to aligning LLMs also carries the risk of facilitating their misuse for malicious purposes. For instance, RLAIF could be employed to train models to generate convincing misinformation or produce hateful and abusive content. The best mitigation to this risk is to carefully govern the access and usage of powerful LLMs (e.g. limiting “white-box” access), to prevent bad actors from abusing them.

## References

- Amodei, D., Olah, C., Steinhardt, J., Christiano, P., Schulman, J., and Mané, D. Concrete problems in ai safety. *arXiv preprint arXiv:1606.06565*, 2016.
- Bai, Y., Jones, A., Ndousse, K., Askell, A., Chen, A., DasSarma, N., Drain, D., Fort, S., Ganguli, D., Henighan, T., et al. Training a helpful and harmless assistant with reinforcement learning from human feedback. *arXiv preprint arXiv:2204.05862*, 2022a.
- Bai, Y., Kadavath, S., Kundu, S., Askell, A., Kernion, J., Jones, A., Chen, A., Goldie, A., Mirhoseini, A., McKinnon, C., Chen, C., Olsson, C., Olah, C., Hernandez, D., Drain, D., Ganguli, D., Li, D., Tran-Johnson, E., Perez, E., Kerr, J., Mueller, J., Ladish, J., Landau, J., Ndousse, K., Lukosuite, K., Lovitt, L., Sellitto, M., Elhage, N., Schiefer, N., Mercado, N., DasSarma, N., Lasenby, R., Larson, R., Ringer, S., Johnston, S., Kravec, S., Showk, S. E., Fort, S., Lanham, T., Telleen-Lawton, T., Conerly, T., Henighan, T., Hume, T., Bowman, S. R., Hatfield-Dodds, Z., Mann, B., Amodei, D., Joseph, N., McCandlish, S., Brown, T., and Kaplan, J. Constitutional ai: Harmlessness from ai feedback, 2022b.
- Brown, T., Mann, B., Ryder, N., Subbiah, M., Kaplan, J. D., Dhariwal, P., Neelakantan, A., Shyam, P., Sastry, G., Askell, A., et al. Language models are few-shot learners. *Advances in neural information processing systems*, 33: 1877–1901, 2020.
- Chowdhery, A., Narang, S., Devlin, J., Bosma, M., Mishra, G., Roberts, A., Barham, P., Chung, H. W., Sutton, C., Gehrmann, S., et al. Palm: Scaling language modeling with pathways. *arXiv preprint arXiv:2204.02311*, 2022.
- Christiano, P. F., Leike, J., Brown, T., Martic, M., Legg, S., and Amodei, D. Deep reinforcement learning from human preferences. *Advances in neural information processing systems*, 30, 2017.
- Ding, B., Qin, C., Liu, L., Chia, Y. K., Li, B., Joty, S., and Bing, L. Is GPT-3 a good data annotator? In *Proceedings of the 61st Annual Meeting of the Association for Computational Linguistics (Volume 1: Long Papers)*, pp. 11173–11195, Toronto, Canada, July 2023. Association for Computational Linguistics. doi: 10.18653/v1/

- 2023.acl-long.626. URL <https://aclanthology.org/2023.acl-long.626>.
- Dong, H., Xiong, W., Goyal, D., Zhang, Y., Chow, W., Pan, R., Diao, S., Zhang, J., SHUM, K., and Zhang, T. RAFT: Reward ranked finetuning for generative foundation model alignment. *Transactions on Machine Learning Research*, 2023. ISSN 2835-8856. URL <https://openreview.net/forum?id=m7p507zblY>.
- Ethayarajh, K., Choi, Y., and Swayamdipta, S. Understanding dataset difficulty with  $\mathcal{V}$ -usable information. In Chaudhuri, K., Jegelka, S., Song, L., Szepesvari, C., Niu, G., and Sabato, S. (eds.), *Proceedings of the 39th International Conference on Machine Learning*, volume 162 of *Proceedings of Machine Learning Research*, pp. 5988–6008. PMLR, 17–23 Jul 2022.
- Everitt, T. and Hutter, M. Avoiding wireheading with value reinforcement learning. In *Artificial General Intelligence: 9th International Conference, AGI 2016, New York, NY, USA, July 16-19, 2016, Proceedings 9*, pp. 12–22. Springer, 2016.
- Fan, A., Lewis, M., and Dauphin, Y. Hierarchical neural story generation. In *Proceedings of the 56th Annual Meeting of the Association for Computational Linguistics (Volume 1: Long Papers)*, pp. 889–898, Melbourne, Australia, July 2018. Association for Computational Linguistics. doi: 10.18653/v1/P18-1082. URL <https://aclanthology.org/P18-1082>.
- Feng, S. Y., Gangal, V., Wei, J., Chandar, S., Vosoughi, S., Mitamura, T., and Hovy, E. A survey of data augmentation approaches for NLP. In *Findings of the Association for Computational Linguistics: ACL-IJCNLP 2021*, pp. 968–988, Online, August 2021. Association for Computational Linguistics. doi: 10.18653/v1/2021.findings-acl.84. URL <https://aclanthology.org/2021.findings-acl.84>.
- Fox, R., Pakman, A., and Tishby, N. Taming the noise in reinforcement learning via soft updates. *arXiv preprint arXiv:1512.08562*, 2015.
- Gao, Y., Meyer, C. M., Mesgar, M., and Gurevych, I. Reward learning for efficient reinforcement learning in extractive document summarisation. *arXiv preprint arXiv:1907.12894*, 2019.
- Geist, M., Scherrer, B., and Pietquin, O. A theory of regularized markov decision processes. In *International Conference on Machine Learning*, pp. 2160–2169. PMLR, 2019.
- Gilardi, F., Alizadeh, M., and Kubli, M. Chatgpt outperforms crowd-workers for text-annotation tasks. *arXiv preprint arXiv:2303.15056*, 2023.
- Glaese, A., McAleese, N., Trebacz, M., Aslanides, J., Firoiu, V., Ewalds, T., Rauh, M., Weidinger, L., Chadwick, M., Thacker, P., et al. Improving alignment of dialogue agents via targeted human judgements. *arXiv preprint arXiv:2209.14375*, 2022.
- Google. Ai platform data labeling service pricing. [https://cloud.google.com/ai-platform/data-labeling/pricing#labeling\\_costs](https://cloud.google.com/ai-platform/data-labeling/pricing#labeling_costs), 2023. Accessed: 2023-09-28.
- Google, R. A., Dai, A. M., Firat, O., Johnson, M., Lepikhin, D., Passos, A., Shakeri, S., Taropa, E., Bailey, P., Chen, Z., Chu, E., Clark, J. H., Shafey, L. E., Huang, Y., Meier-Hellstern, K., Mishra, G., Moreira, E., Omernick, M., Robinson, K., Ruder, S., Tay, Y., Xiao, K., Xu, Y., Zhang, Y., Abrego, G. H., Ahn, J., Austin, J., Barham, P., Botha, J., Bradbury, J., Brahma, S., Brooks, K., Catasta, M., Cheng, Y., Cherry, C., Choquette-Choo, C. A., Chowdhery, A., Crepy, C., Dave, S., Dehghani, M., Dev, S., Devlin, J., Díaz, M., Du, N., Dyer, E., Feinberg, V., Feng, F., Fienber, V., Freitag, M., Garcia, X., Gehrmann, S., Gonzalez, L., Gur-Ari, G., Hand, S., Hashemi, H., Hou, L., Howland, J., Hu, A., Hui, J., Hurwitz, J., Isard, M., Ittycheriah, A., Jagielski, M., Jia, W., Kenealy, K., Krikun, M., Kudugunta, S., Lan, C., Lee, K., Lee, B., Li, E., Li, M., Li, W., Li, Y., Li, J., Lim, H., Lin, H., Liu, Z., Liu, F., Maggioni, M., Mahendru, A., Maynez, J., Misra, V., Moussalem, M., Nado, Z., Nham, J., Ni, E., Nystrom, A., Parrish, A., Pellat, M., Polacek, M., Polozov, A., Pope, R., Qiao, S., Reif, E., Richter, B., Riley, P., Ros, A. C., Roy, A., Saeta, B., Samuel, R., Shelby, R., Slone, A., Smilkov, D., So, D. R., Sohn, D., Tokumine, S., Valter, D., Vasudevan, V., Vodrahalli, K., Wang, X., Wang, P., Wang, Z., Wang, T., Wieting, J., Wu, Y., Xu, K., Xu, Y., Xue, L., Yin, P., Yu, J., Zhang, Q., Zheng, S., Zheng, C., Zhou, W., Zhou, D., Petrov, S., and Wu, Y. Palm 2 technical report, 2023.
- Howard, R. A. *Dynamic programming and markov processes*. John Wiley, 1960.
- Huang, J., Gu, S. S., Hou, L., Wu, Y., Wang, X., Yu, H., and Han, J. Large language models can self-improve. *arXiv preprint arXiv:2210.11610*, 2022.
- Jaques, N., Gu, S., Bahdanau, D., Hernández-Lobato, J. M., Turner, R. E., and Eck, D. Sequence tutor: Conservative fine-tuning of sequence generation models with kl-control. In *International Conference on Machine Learning*, pp. 1645–1654. PMLR, 2017.
- Kaplan, J., McCandlish, S., Henighan, T., Brown, T. B., Chess, B., Child, R., Gray, S., Radford, A., Wu, J., and Amodei, D. Scaling laws for neural language models. *arXiv preprint arXiv:2001.08361*, 2020.

- Kendall, M. G. and Smith, B. B. The Problem of  $m$  Rankings. *The Annals of Mathematical Statistics*, 10(3):275 – 287, 1939. doi: 10.1214/aoms/1177732186. URL <https://doi.org/10.1214/aoms/1177732186>.
- Kwon, M., Xie, S. M., Bullard, K., and Sadigh, D. Reward design with language models. In *The Eleventh International Conference on Learning Representations*, 2022.
- Lai, V. D., Van Nguyen, C., Ngo, N. T., Nguyen, T., Deroncourt, F., Rossi, R. A., and Nguyen, T. H. Okapi: Instruction-tuned large language models in multiple languages with reinforcement learning from human feedback. *arXiv preprint arXiv:2307.16039*, 2023.
- Liu, Y., Han, T., Ma, S., Zhang, J., Yang, Y., Tian, J., He, H., Li, A., He, M., Liu, Z., et al. Summary of chatgpt/gpt-4 research and perspective towards the future of large language models. *arXiv preprint arXiv:2304.01852*, 2023.
- Madaan, A., Tandon, N., Gupta, P., Hallinan, S., Gao, L., Wiegrefe, S., Alon, U., Dziri, N., Prabhunoye, S., Yang, Y., et al. Self-refine: Iterative refinement with self-feedback. *arXiv preprint arXiv:2303.17651*, 2023.
- Manyika, J. An overview of bard: an early experiment with generative ai. <https://ai.google/static/documents/google-about-bard.pdf>, 2023. Accessed: 2023-08-23.
- Meng, Y., Michalski, M., Huang, J., Zhang, Y., Abdelzaher, T., and Han, J. Tuning language models as training data generators for augmentation-enhanced few-shot learning. In *International Conference on Machine Learning*, pp. 24457–24477. PMLR, 2023.
- Min, S., Lyu, X., Holtzman, A., Artetxe, M., Lewis, M., Hajishirzi, H., and Zettlemoyer, L. Rethinking the role of demonstrations: What makes in-context learning work? In *Proceedings of the 2022 Conference on Empirical Methods in Natural Language Processing*, pp. 11048–11064, 2022.
- Nakano, R., Hilton, J., Balaji, S., Wu, J., Ouyang, L., Kim, C., Hesse, C., Jain, S., Kosaraju, V., Saunders, W., et al. Webgpt: Browser-assisted question-answering with human feedback. *arXiv preprint arXiv:2112.09332*, 2021.
- OpenAI. Gpt-4 technical report, 2023a.
- OpenAI. Openai pricing. <https://openai.com/pricing>, 2023b. Accessed: 2023-09-28.
- Ouyang, L., Wu, J., Jiang, X., Almeida, D., Wainwright, C., Mishkin, P., Zhang, C., Agarwal, S., Slama, K., Ray, A., et al. Training language models to follow instructions with human feedback. *Advances in Neural Information Processing Systems*, 35:27730–27744, 2022.
- Pezeshkpour, P. and Hruschka, E. Large language models sensitivity to the order of options in multiple-choice questions. *arXiv preprint arXiv:2308.11483*, 2023.
- Rafailov, R., Sharma, A., Mitchell, E., Manning, C. D., Ermon, S., and Finn, C. Direct preference optimization: Your language model is secretly a reward model. *Advances in Neural Information Processing Systems*, 36, 2024.
- Roit, P., Ferret, J., Shani, L., Aharoni, R., Cideron, G., Dadashi, R., Geist, M., Girgin, S., Hussenot, L., Keller, O., et al. Factually consistent summarization via reinforcement learning with textual entailment feedback. *arXiv preprint arXiv:2306.00186*, 2023.
- Schulman, J., Wolski, F., Dhariwal, P., Radford, A., and Klimov, O. Proximal policy optimization algorithms. *arXiv preprint arXiv:1707.06347*, 2017.
- Shazeer, N. and Stern, M. Adafactor: Adaptive learning rates with sublinear memory cost. *CoRR*, abs/1804.04235, 2018. URL <http://arxiv.org/abs/1804.04235>.
- Stiennon, N., Ouyang, L., Wu, J., Ziegler, D., Lowe, R., Voss, C., Radford, A., Amodei, D., and Christiano, P. F. Learning to summarize with human feedback. *Advances in Neural Information Processing Systems*, 33: 3008–3021, 2020.
- Sutton, R. S., McAllester, D., Singh, S., and Mansour, Y. Policy gradient methods for reinforcement learning with function approximation. *Advances in neural information processing systems*, 12, 1999.
- Thoppilan, R., De Freitas, D., Hall, J., Shazeer, N., Kulshreshtha, A., Cheng, H.-T., Jin, A., Bos, T., Baker, L., Du, Y., et al. Lamda: Language models for dialog applications. *arXiv preprint arXiv:2201.08239*, 2022.
- Wang, B., Min, S., Deng, X., Shen, J., Wu, Y., Zettlemoyer, L., and Sun, H. Towards understanding chain-of-thought prompting: An empirical study of what matters. *arXiv preprint arXiv:2212.10001*, 2022a.
- Wang, P., Li, L., Chen, L., Zhu, D., Lin, B., Cao, Y., Liu, Q., Liu, T., and Sui, Z. Large language models are not fair evaluators. *arXiv preprint arXiv:2305.17926*, 2023.
- Wang, S., Liu, Y., Xu, Y., Zhu, C., and Zeng, M. Want to reduce labeling cost? gpt-3 can help. In *Findings of the Association for Computational Linguistics: EMNLP 2021*, pp. 4195–4205, 2021a.

- Wang, X., Wei, J., Schuurmans, D., Le, Q. V., Chi, E. H., Narang, S., Chowdhery, A., and Zhou, D. Self-consistency improves chain of thought reasoning in language models. In *The Eleventh International Conference on Learning Representations*, 2022b.
- Wang, Z., Yu, A. W., Firat, O., and Cao, Y. Towards zero-label language learning. *arXiv preprint arXiv:2109.09193*, 2021b.
- Wei, J., Bosma, M., Zhao, V., Guu, K., Yu, A. W., Lester, B., Du, N., Dai, A. M., and Le, Q. V. Finetuned language models are zero-shot learners. In *International Conference on Learning Representations*, 2021.
- Wei, J., Wang, X., Schuurmans, D., Bosma, M., Xia, F., Chi, E., Le, Q. V., Zhou, D., et al. Chain-of-thought prompting elicits reasoning in large language models. *Advances in Neural Information Processing Systems*, 35: 24824–24837, 2022.
- Williams, R. J. Simple statistical gradient-following algorithms for connectionist reinforcement learning. *Machine learning*, 8:229–256, 1992.
- Wu, L., Tian, F., Qin, T., Lai, J., and Liu, T.-Y. A study of reinforcement learning for neural machine translation. In *Proceedings of the 2018 Conference on Empirical Methods in Natural Language Processing*, pp. 3612–3621, 2018.
- Wu, Y. and Hu, B. Learning to extract coherent summary via deep reinforcement learning. In *Proceedings of the AAAI Conference on Artificial Intelligence*, pp. 5602, 2018.
- Wu, Y., Schuster, M., Chen, Z., Le, Q. V., Norouzi, M., Macherey, W., Krikun, M., Cao, Y., Gao, Q., Macherey, K., et al. Google’s neural machine translation system: Bridging the gap between human and machine translation. *arXiv preprint arXiv:1609.08144*, 2016.
- Yang, K., Klein, D., Celikyilmaz, A., Peng, N., and Tian, Y. Rlcd: Reinforcement learning from contrast distillation for language model alignment, 2023.
- Ziegler, D. M., Stiennon, N., Wu, J., Brown, T. B., Radford, A., Amodei, D., Christiano, P., and Irving, G. Fine-tuning language models from human preferences. *arXiv preprint arXiv:1909.08593*, 2019.



## A. RLHF Preliminaries

We review the RLHF pipeline introduced in [Stiennon et al. \(2020\)](#); [Ouyang et al. \(2022\)](#), which consists of 3 phases: supervised fine-tuning, reward model training, and reinforcement learning.

### A.1. Supervised Fine-tuning

A pre-trained LLM is fine-tuned on a high quality labeled dataset for a downstream task using token-level supervision to produce a supervised fine-tuned (SFT) model  $\pi^{SFT}$ .

### A.2. Reward Modeling

Given an input  $x$ , we sample a pair of responses  $(y_1, y_2) \sim \pi$  from one or more models, where oftentimes  $\pi$  is the SFT model. The input and responses are sent to human annotators to rate which response is better according to some criteria. These annotations form a dataset of triplets  $\mathcal{D} = \{(x, y_w, y_l)\}$ , where  $y_w$  and  $y_l$  are the preferred and non-preferred responses, respectively. A reward model (RM)  $r_\phi$  is trained by minimizing the following loss:

$$\mathcal{L}_r(\phi) = \mathbb{E}_{(x, y_w, y_l) \sim \mathcal{D}} \left[ \log \sigma(r_\phi(x, y_w) - r_\phi(x, y_l)) \right],$$

where  $\sigma$  is the sigmoid function.

### A.3. Reinforcement Learning

A policy  $\pi_\theta^{RL}$  is initialized from the SFT model weights and then optimized with reinforcement learning to maximize the reward given by the RM, which serves as a proxy for human preferences. Optionally, a Kullback-Leibler (KL) divergence term  $D_{KL}$  is added to the objective to penalize  $\pi_\theta^{RL}$  for deviating from the original SFT policy  $\pi^{SFT}$ , controlled by the hyperparameter  $\beta$  ([Fox et al., 2015](#); [Geist et al., 2019](#)). The KL loss helps prevent  $\pi_\theta^{RL}$  from drifting into a region where it generates language that is highly rewarded by the RM yet consists of low-quality or unnatural language - a phenomenon known as ‘‘reward hacking’’ ([Everitt & Hutter, 2016](#); [Amodi et al., 2016](#)). The optimization objective is described by the equation below:

$$J(\theta) = \mathbb{E}_{y \sim \pi_\theta(\cdot|x)} \left[ (1 - \beta)r_\phi(y|x) - \beta D_{KL}(\pi_\theta^{RL}(y|x) || \pi^{SFT}(y|x)) \right],$$

where  $\beta$  is a hyperparameter between 0 and 1.

## B. Position Bias in LLM Labelers

Table 4: Position bias is more prevalent in smaller model sizes, measured by the percentage of examples where the LLM prefers the same position even after swapping the order of candidates (‘‘% Same Position Preferred’’). Analysis is conducted using the ‘‘Detailed + CoT 0-shot’’ prompt on the summarization task.

Model Size	% Same Position Preferred
PaLM 2 L	18%
PaLM 2 S	21%
PaLM 2 XS	56%

Our analysis on the summarization task suggests that the LLMs used for preference labeling are biased by the order in which candidates are shown. For each example in our AI labeling evaluation set, we query the LLM preferences for the pair of candidates, swap the order in which candidates are presented, and then query the LLM preferences again.

We consider an LLM to be *more biased* if it prefers the same position on both the original and reversed inferences. For example, let candidates A and B be in positions 1 and 2 for the first inference and in positions 2 and 1 for the second

inference. If the LLM prefers the same position on both inferences, we consider the LLM to be position-biased. We measure position bias by computing “% Same Position Preferred” - the percentage of inference pairs where this occurs. A higher metric value indicates a more biased LLM.

We find that PaLM 2 L, S, and XS prefer the same position 18%, 21%, and 56% of the time, respectively, suggesting that position bias is inversely correlated with model size (see Table 4). One hypothesis is that larger models are more capable and therefore more faithfully judge preferences based on the content of the candidates rather than their positions, which are supposed to be immaterial.

We also observe that for PaLM 2 L, of the 18% of cases where it prefers the same position on both inferences, 94% of the time it prefers the first candidate shown. On the other hand, PaLM 2 S and XS show affinity for the second candidate shown when the same position is preferred on both inferences, preferring it 91% and 99% of the time, respectively. These biases are statistically significant under a two-sided binomial test at  $\alpha = 0.05$ .

### C. Dataset Details

For summarization, we use the filtered Reddit TL;DR dataset (Stiennon et al., 2020), containing posts from Reddit<sup>11</sup> that have been filtered to ensure high quality. The dataset contains 123k posts, where  $\sim 5\%$  is held out as a validation set.

Additionally, we use OpenAI’s human preference dataset created from the filtered Reddit TL;DR dataset. For a given post, two candidate summaries were generated - often from different policies, and human labelers were asked to rate which summary they preferred. The total dataset comprises 92k pairwise comparisons.

For helpful and harmless dialogue generation, we use Anthropic’s Helpful and Harmless preference datasets<sup>12</sup> (Bai et al., 2022a). Each example consists of a conversation history between a human and an AI assistant accompanied by a preferred and non-preferred response from the AI assistant. Preference is based on which response is more helpful and honest for the helpful task, and which response is safer and less harmful for the harmless task. Each dataset comprises over 40k training examples and 2k test examples. We further split each original test set into a validation and a test set by randomly assigning two-thirds of examples to validation and one-third to test.

### D. LLM Labeling Details

For LLM labeling, we set a maximum input context length of 4096 tokens. For chain-of-thought generation, we set a maximum decoding length of 512 tokens and sample with temperature  $T = 0.0$  (i.e. greedy decoding). For self-consistency experiments in Appendix M, we use temperatures varying from  $T = 0.3$  to  $T = 1.0$  with top-K sampling (Fan et al., 2018), where  $K = 40$ .

In Section 4.3, we use the AI labeler to directly compute a score that we leverage as the reward for RL. For summarization, we use the following prompt “*You are an expert summary rater. Given a TEXT (completed with a SUBREDDIT and a TITLE) and a SUMMARY, your role is to provide a SCORE from 1 to 10 that rates the quality of the SUMMARY given the TEXT, with 1 being awful and 10 being a perfect SUMMARY.*”, followed by the input Reddit post, then the summary to score preceded by “*SUMMARY:* ”, and a final “*SCORE:* ”. For helpful task generation, we use the prompt “*You are an expert rater of helpful and honest Assistant responses. Your role is to provide a SCORE from 1 to 10 that rates the helpfulness and honesty of the RESPONSE for a given CONTEXT. Where SCORE of 1 refers to useless and dishonest RESPONSE and a SCORE of 10 refers to a perfectly helpful and honest RESPONSE.*”, followed by the conversation history and a response.

PaLM 2 models are publicly available through Google Cloud’s Vertex AI<sup>13</sup>, though exact reproducibility is not guaranteed as the models accessible through Google Cloud are subject to change.

### E. REINFORCE for Language Models

Consider a deterministic, finite-horizon MDP  $M = (\mathcal{X}, \mathcal{A}, R, P, \gamma)$  (Howard, 1960). At each step  $t$ , given the current state  $X_t \in \mathcal{X}$  and the next action  $A_t \in \mathcal{A}$ , the model receives a reward  $R_t = R(X_t, A_t)$  and transitions to the next state

<sup>11</sup>[www.reddit.com](http://www.reddit.com)

<sup>12</sup>We use the helpful-base and harmless-base datasets from <https://huggingface.co/datasets/Anthropic/hh-rlhf>.

<sup>13</sup><https://cloud.google.com/vertex-ai/docs/generative-ai/learn/models>

$$X_{t+1} = P(X_t, A_t).$$

In the context of language models,  $X_t$  is the concatenation of the input text and all text generated by the policy until time  $t$ . Action  $A_t$  is the token from the considered vocabulary decoded at time  $t$  by the stochastic policy  $\pi_\theta(\cdot|X_t)$ , where  $\theta$  represents the policy parameters. The reward  $R_t$  is given by the RM, which is only evaluated when the language model response has been fully generated; all rewards prior to the final token are set to 0, while the reward corresponding to the final token is set to  $R_T$ .

The cumulative sum of rewards received when following the policy  $\pi_\theta$  from time-step  $t$  is called the return. Generally, it is defined as  $Z_t = \sum_{s=t}^T \gamma^{s-t} R_s$ . However, since only the terminal reward is non-zero and we set  $\gamma = 1$ , the return can be simplified to  $Z_t = R_T$ .

Given a trajectory  $(X_t, A_t, R_t)_{t=0}^T$  generated under  $\pi_\theta$ , the policy gradient loss from REINFORCE is then defined as follows:

$$\mathcal{L}_{\text{PG}}(\theta) = - \sum_t \log \pi_\theta(A_t|X_t) \overline{(Z_t - V_\psi^\pi(X_t))},$$

where the bar notation denotes that no gradient is passed through the advantage term during backpropagation.

The baseline value function  $V_\psi^\pi(x)$  estimates the return-to-go  $Z_t$  when following the policy  $\pi_\theta$ , and it is parameterized by  $\psi$  (Williams, 1992; Sutton et al., 1999). It is trained with the following loss:

$$\mathcal{L}_V(\psi) = \sum_t (Z_t - V_\psi^\pi(X_t))^2.$$

Our full optimization objective is written in Sec. A.3. We incorporate the KL divergence in the policy gradient loss described above, as commonly seen in other work (Jaques et al., 2017).

## F. Model Training Details

SFT models for the summarization task are trained on the Reddit TL;DR dataset with a batch size of 128 and for one epoch. We use the Adafactor (Shazeer & Stern, 2018) optimizer with a learning rate of  $10^{-5}$ , and the maximum input and output lengths are 1024 and 128 tokens, respectively. For helpful and harmless dialogue generation tasks, an instruction-tuned version of PaLM 2 XS serves as the SFT model.

RMs for all tasks are trained until the training loss and accuracy curves plateau, which happens in 2-3 epochs. We use the Adafactor optimizer with a learning rate of  $10^{-5}$ . Batch size is 128 for summarization RMs and 32 for RMs of other tasks. We train all our RMs with maximum input length of 1152 tokens to account for 1024 context tokens and 128 response tokens. We report the accuracies of the RMs in Appendix G.

For summarization, the AI feedback RM is initialized from the SFT model (i.e. PaLM 2 XS fine-tuned on Reddit TL;DR), and the human feedback RM is initialized from PaLM 2 XS. We experimented with initializing the human feedback RM from the SFT model but found that it resulted in lower accuracy on the held out set of human preferences (see Table 6). For helpful and harmless dialogue generation tasks, we initialize both the human and AI feedback RMs from the instruction-tuned version of PaLM 2 XS.

For reinforcement learning, we use the SFT model for each task as the initial policy. We sample from our language model policies for all tasks with a temperature of  $T = 0.9$  to encourage exploration. We train with a batch size of 128 and learning rate of  $10^{-5}$  for 8 epochs. We set  $\beta = 0.05$  for the KL divergence loss.

To select the final checkpoint for each RL policy, we first selected 4 candidate checkpoints from RL training that scored high rewards on validation prompts. We then prompted an off-the-shelf LLM to judge the win rate of the RL checkpoint’s responses vs. the SFT policy’s responses. We also conducted manual inspection of a dozen examples. We picked the checkpoint with the best combination of win rate and quality as judged by manual inspection as our final RL policy.

## G. Reward Model Accuracy

*Pairwise Accuracy* measures how accurate a trained reward model is with respect to a holdout set of human preferences. Given an input context and pair of candidate responses, the value is 1 if the RM scores the preferred candidate higher than

Table 5: Pairwise accuracies of human feedback and AI feedback reward models across all tasks. Metrics are calculated on a holdout set of human preferences for each task.

Task	Human Feedback	AI Feedback
Summarization	79.3%	74.2%
Helpful Dialogue	76.0%	67.8%
Harmless Dialogue	72.1%	69.7%

Table 6: Results of initializing the summarization RMs on PaLM 2 XS vs. the SFT model.

Initialization	Human Feedback	AI Feedback
PaLM 2 XS	<b>79.3%</b>	73.0%
SFT	78.7%	<b>74.2%</b>

the non-preferred candidate, according to the human label. Otherwise the value is 0. This quantity is averaged over multiple examples to obtain the pairwise accuracy.

We report RM accuracy on a holdout set of human preferences for all tasks in Table 5. For summarization, we also report RM accuracy when initializing on different checkpoints in Table 6. In Table 7, we report accuracy for RM variants used in the end-to-end sensitivity experiment in Appendix N and the same-size RLAIF experiment in Section 4.2.

We observe that RMs trained on human feedback outperform those trained on AI feedback, both of which are measured against a holdout set of human preferences. This pattern seems natural, given that the human preferences are trained on data drawn from the same distribution as the validation dataset. However, it is interesting to note that despite the gap in accuracy between AI and human preference RMs, RLAIF achieves comparable results to RLHF on two tasks and surpasses it on another. Additionally, we note that the summarization RMs trained on “Base 0-shot” and “Detailed + CoT 0-shot” (i.e. the default prompting technique) achieve accuracies of 77.9% and 74.2%, respectively, which is the inverse order of their final performance after RL (see Appendix N). These gaps in RM accuracy suggest that RM accuracy, while correlated with RM usefulness, may not accurately reflect a RM’s effectiveness in RLHF and RLAIF. Ultimately, we believe that the usefulness of RMs is assessed through conducting RL and evaluating the final policies through human evaluation.

### H. Post-RL Response Formatting

For summarization, we observed that summaries generated by RLHF and RLAIF policies often included superfluous symbols like periods or spaces at the end of the response - possibly due to “reward hacking”. Given that these extra tokens do not have any meaningful content, we programmatically removed certain symbols at the end of summaries. This ensured that human evaluators could focus on the content without being distracted by the formatting of the response.

### I. Human Evaluation Details

To conduct human evaluation, in total we generated ~2k unique rating instances. Each instance comprised a single context and multiple distinct model responses (e.g. responses from SFT, RLAIF, and RLHF policies), resulting in a total of ~6k unique (context, response) pairs subjected to human evaluation. Additionally, each instance was assessed by three independent raters, resulting in ~18k (context, response, rating) tuples.

Table 7: Accuracy values for variants of RMs trained on AI labels for the task of summarization.

RM Variant	AI Feedback
Trained on “Base 0-shot” labels	77.9%
Trained on “Detailed CoT 0-shot” labels from PaLM 2 XS	66.4%



We measure the inter-annotator agreement with Kendall’s Coefficient of Concordance  $W$  (Kendall & Smith, 1939) - a non-parametric statistic for assessing the agreement among multiple raters ranking multiple items. The values of Kendall’s  $W$  range from 0 to 1, where 0 indicates perfect disagreement and 1 indicates perfect agreement. We conducted multiple human evaluation sessions, and the  $W$  statistic ranged from 0.6-0.7, indicating a reasonable level of agreement.

## J. Controlling for Response Length

Response length often can influence human evaluators’ perception of quality (Stiennon et al., 2020), and our various policies generate responses that differ in length. For example, in the summarization task, the summaries produced by RLAIF, RLHF, and SFT policies sent to human evaluation had an average character-length of 164, 161, and 132, respectively. We conduct post-hoc analysis to estimate the win rates after controlling for length.

We take an approach similar to Stiennon et al. (2020) and calculate the “length-adjusted win rate of policy A vs. policy B”. Given policy A, we train a logistic regression model where the input is the ratio of the policy A’s response length to policy B’s summary length (in characters), and the target is a binary label indicating whether policy A’s response was preferred over policy B’s response. After fitting the model, we estimate a length-controlled win rate by asking the logistic regressor to predict the win rate given a length ratio of 1.0, which represents the scenario where both the responses are of equal length.

After controlling for length for the summarization task, our length-adjusted win rates for RLAIF and RLHF vs. SFT are 59% and 61%, respectively (see Table 8). Both RL policies continue to outperform the SFT policy by a similar margin, supporting our initial statement that RLAIF is comparable to RLHF.

We reach similar conclusions for the helpful dialogue generation task (Table 9), same-size RLAIF and direct RLAIF (d-RLAIF) experiments (Table 11), the end-to-end sensitivity to AI labeler alignment experiment (Table 12), and combining human and AI feedback (Table 13).

For the harmless dialogue generation task, we use a different setup. Since human evaluators rated each response independently as harmful or harmless, we compute the harmless rate instead of the win rate. We use the average generation length from the SFT policy as the reference point for all other policies (Table 10).

We note that this post-hoc method of controlling for length is imperfect, as it assumes the logistic regression model accurately learns the relationship between summary length and human preference. A more principled approach is to encourage all policies generate summaries of similar length through an auxiliary training loss.

Table 8: Length-controlled win rate for the summarization task.

Models	Length uncorrected	Length corrected
RLAIF vs SFT	71%	59%
RLHF vs SFT	73%	61%
RLAIF vs RLHF	50%	47%

Table 9: Length-controlled win rate for the helpful dialogue generation task.

Models	Length uncorrected	Length corrected
RLAIF vs SFT	63%	61%
RLHF vs SFT	64%	61%
RLAIF vs RLHF	52%	50%

## K. Combining Human and AI Feedback

We investigate the effectiveness of combining human feedback and AI feedback on the task of summarization. We refer to this approach as RLHF + RLAIF and compare it against RLHF.

First, given contexts randomly drawn from the Reddit TL;DR dataset, responses are generated by RLHF and SFT policies

Table 10: Length-controlled harmless rate for the harmless dialogue generation task. We used the average generation length from the SFT model as reference length to compute the length-controlled harmless rate for RLHF and RLAIF.

Models	Length uncorrected	Length corrected
SFT	64%	64%
RLHF	76%	78%
RLAIF	88%	91%

Table 11: Length-controlled win rate for same-size RLAIF and direct RLAIF.

Models	Length uncorrected	Length corrected
Same-size RLAIF vs SFT	68%	59%
d-RLAIF vs SFT	74%	65%
d-RLAIF vs Same-size RLAIF	60%	56%

with temperature  $T = 1.0$ . The instruction-tuned PaLM 2 L is then called to generate AI preferences on the OpenAI human preference dataset. Finally, a new RM is trained on both the dataset with human labels and the dataset with AI labels.

We observe that RLHF + RLAIF does not improve beyond RLHF alone. RLHF + RLAIF and RLHF achieve win rates of 71% and 74% over SFT, respectively. The difference in win rates is not statistically significant. When compared head-to-head, raters prefer both policies equally.

While this experiment did not show positive results from combining RLAIF and RLHF, there are many alternative setups which could prove successful. One such setup could involve first conducting RLAIF, then collecting generations and human preferences using the RLAIF policy as the initialization point for RLHF. In this curriculum learning approach, RLAIF can be viewed as a “warm-up” policy, which is then refined with RLHF. Another possible setup could involve collecting much more AI feedback than human feedback, since it is much less expensive to collect (see Appendix L). We leave this exploration to future work.

## L. Cost of LLM vs. Human Labeling

Using LLMs as data annotators can be much less costly than hiring human annotators (Wang et al., 2021a). We estimate AI preference labeling to be over 10x less costly than human preference labeling following the calculations below.

At the time of writing, GPT-4 charges \$0.03 USD and \$0.06 USD for every 1,000 tokens to encode and decode, respectively (OpenAI, 2023b). For labeling Reddit TL;DR preferences with an LLM, our average token lengths were as follows:

1. *Input prompt length* - 830 tokens (using the “Detailed + CoT 0-shot” prompt)
2. *Generated chain-of-thought rationale* - 61 tokens

Additionally, to mitigate position bias, we repeat each labeling procedure after inverting the order in which a pair of responses are shown. Our estimated AI labeling cost per example is \$0.06 USD<sup>14</sup>.

In comparison, Google Cloud’s human annotation service charges approximately \$0.11 USD / 50 words for classification tasks at the time of writing<sup>15</sup> (Google, 2023). We assume that each classification task only consists of reading a document

<sup>14</sup> $2 \text{ inferences} * (830 \text{ encoder tokens} * \$0.03 / 1,000 \text{ tokens} + 61 \text{ decoder tokens} * \$0.06 / 1,000 \text{ tokens}) = \$0.057 \sim = \$0.06$

<sup>15</sup>Google Cloud charges between \$90 and \$129 per 1,000 units, where each unit is 50 words for a classification task. We average the lower and upper bound costs and convert from units to words -  $(\$90 / 1,000 \text{ units} + \$129 / 1,000 \text{ units}) / 2 * 1 \text{ unit} / 50 \text{ words} = \$0.1095 \text{ USD} / 50 \text{ words}$

Table 12: Length-controlled win rate for the experiment on end-to-end sensitivity to AI labeler alignment. Base RLAIF and Detailed RLAIF correspond to “Base 0-shot” RLAIF and “Detailed CoT 0-shot” RLAIF described in Appendix N, respectively.

Models	Length uncorrected	Length corrected
Base RLAIF vs SFT	63%	59%
Detailed RLAIF vs SFT	67%	63%
Base RLAIF vs Detailed RLAIF	41%	45%

Table 13: Length-controlled win rate for experiments combining human and AI feedback.

Models	Length uncorrected	Length corrected
RLHF + RLAIF vs SFT	71%	61%
RLHF vs SFT	74%	67%
RLHF + RLAIF vs RLHF	48%	46%

and two candidate summaries, which have a combined average word length of 304 words. We estimate the human labeling cost per example to be \$0.67 USD (304 words \* \$0.11 / 50 words).

This cost analysis does not account for all factors, such as the cost of training human annotators, the cost of expert vs. crowd-sourced annotators, or the cost of setting up LLM labeling.

### M. Self-Consistency

Table 14: Sampling multiple chain-of-thought rationales with  $T > 0$  results in lower alignment with human preferences. Note: 1 and 16 samples represent 2 and 32 inferences given our position debiasing technique (see Section 2.1.1).

Self-Consistency	AI Labeler Alignment
<b>1 sample, T=0.0</b>	<b>78.0%</b>
16 samples, T=0.3	76.2%
16 samples, T=0.5	75.1%
16 samples, T=0.7	74.0%
16 samples, T=1.0	72.8%

We experiment with self-consistency (Wang et al., 2022b) - a technique to generate robust chain-of-thought rationales. To implement self-consistency, we sample multiple chain-of-thought rationales with temperature  $T > 0$ , and LLM preference distributions are obtained for each one. The results are then averaged to obtain the final preference distribution.

On the task of summarization, we experiment with self-consistency using 4 and 16 samples under decoding temperatures ranging from 0.3 to 1.0 (see Figure 14)<sup>16</sup>. In all settings, self-consistency decreases AI labeler alignment versus the baseline without self-consistency. Our experiments show that alignment decreases as temperature increases, with the largest drop of over -5% at  $T = 1.0$ . In our experiments, using 4 vs. 16 self-consistency samples does not impact AI labeler alignment.

Manually inspecting chain-of-thought rationales did not reveal any common patterns for why self-consistency might degrade alignment (examples in Table 20). One hypothesis is that using a temperature of  $T > 0$  leads the model to generate lower

<sup>16</sup>Results of using 4 samples are not shown because they only differ from the 16-sample results by  $\pm 0.4\%$ .

quality rationales compared to greedy decoding, ultimately leading to worse accuracy overall.

## N. End-to-end Sensitivity to AI Labeler Alignment

We assess the end-to-end sensitivity of the RLAIF policies to AI labeler alignment on the task of summarization. Since human judgement is subjective and prone to noise, we test whether better AI labeler alignment leads to improved downstream performance. We train two RLAIF policies that only differ in the prompting technique used for AI labeling - “Base 0-shot” and “Detailed CoT 0-shot”, yielding 76.1% and 78.0% AI labeler alignment, respectively.

When compared head-to-head, human evaluators prefer summaries from “Detailed CoT 0-shot” 59% of the time over “Base 0-shot”<sup>17</sup>. This result suggests that small gains in AI labeler alignment may lead to noticeable improvements in the final RL policies. However, this study is limited, and further experiments are required to draw generalizable conclusions.

Table 15: An example of a prompt fed to an off-the-shelf LLM to generate AI preference labels for summarization. {text}, {summary1}, and {summary2} are populated with unlabeled examples, and a preference distribution is obtained by computing the softmax of the log-probabilities of generating the tokens “1” vs. “2”.

Preamble	A good summary is a shorter piece of text that has the essence of the original. ... Given a piece of text and two of its possible summaries, output 1 or 2 to indicate which summary best adheres to coherence, accuracy, coverage, and overall quality as defined above.
Exemplar	<p>»»»» Example »»»»</p> <p>Text - We were best friends over 4 years ...          Summary 1 - Broke up with best friend, should I wish her a happy birthday... And what do you think of no contact?          Summary 2 - should I wish my ex happy birthday, I broke no contact, I'm trying to be more patient, I'm too needy, and I don't want her to think I'll keep being that guy.</p> <p>Preferred Summary=1</p> <p>»»»» Follow the instructions and the example(s) above »»»»</p>
Sample to Annotate	Text - {text} Summary 1 - {summary1} Summary 2 - {summary2}
Ending	Preferred Summary=

<sup>17</sup>Result is statistically significantly different from 50% according to a binomial test.



Table 16: The “Base” and “Detailed” preambles given to the LLM labeler to obtain preference labels for the summarization task.

“Base” preamble	<p>You are an expert summary rater. Given a piece of text and two of its possible summaries, output 1 or 2 to indicate which summary is better.</p>
“Detailed” preamble	<p>A good summary is a shorter piece of text that has the essence of the original. It tries to accomplish the same purpose and conveys the key information from the original post. Below we define four evaluation axes for summary quality: coherence, accuracy, coverage, and overall quality.</p> <p><b>Coherence:</b> This axis answers the question “how coherent is the summary on its own?” A summary is coherent if it’s easy to understand when read on its own and free of English errors. A summary is not coherent if it’s difficult to understand what the summary is trying to say. Generally, it’s more important that the summary is understandable than it being free of grammar errors.</p> <p><b>Accuracy:</b> This axis answers the question “does the factual information in the summary accurately match the post?” A summary is accurate if it doesn’t say things that aren’t in the article, it doesn’t mix up people, and generally is not misleading.</p> <p><b>Coverage:</b> This axis answers the question “how well does the summary cover the important information in the post?” A summary has good coverage if it mentions the main information from the post that’s important to understand the situation described in the post. A summary has poor coverage if someone reading only the summary would be missing several important pieces of information about the situation in the post. A summary with good coverage should also match the purpose of the original post (e.g. to ask for advice).</p> <p><b>Overall quality:</b> This axis answers the question “how good is the summary overall at representing the post?” This can encompass all of the above axes of quality, as well as others you feel are important. If it’s hard to find ways to make the summary better, the overall quality is good. If there are lots of different ways the summary can be made better, the overall quality is bad.</p> <p>You are an expert summary rater. Given a piece of text and two of its possible summaries, output 1 or 2 to indicate which summary best adheres to coherence, accuracy, coverage, and overall quality as defined above.</p>

Table 17: The prompt used for the “Detailed + CoT 0-shot” for summarization. For CoT prompts, we first decode a response from the LLM and then concatenate it with the original prompt and the ending “*Preferred Summary*=” before following the scoring procedure in Section 2.1 to obtain a preference distribution.

<p>Preamble</p>	<p>A good summary is a shorter piece of text that has the essence of the original. It tries to accomplish the same purpose and conveys the key information from the original post. Below we define four evaluation axes for summary quality: coherence, accuracy, coverage, and overall quality.</p> <p>Coherence: This axis answers the question “how coherent is the summary on its own?” A summary is coherent if it’s easy to understand when read on its own and free of English errors. A summary is not coherent if it’s difficult to understand what the summary is trying to say. Generally, it’s more important that the summary is understandable than it being free of grammar errors.</p> <p>Accuracy: This axis answers the question “does the factual information in the summary accurately match the post?” A summary is accurate if it doesn’t say things that aren’t in the article, it doesn’t mix up people, and generally is not misleading.</p> <p>Coverage: This axis answers the question “how well does the summary cover the important information in the post?” A summary has good coverage if it mentions the main information from the post that’s important to understand the situation described in the post. A summary has poor coverage if someone reading only the summary would be missing several important pieces of information about the situation in the post. A summary with good coverage should also match the purpose of the original post (e.g. to ask for advice).</p> <p>Overall quality: This axis answers the question “how good is the summary overall at representing the post?” This can encompass all of the above axes of quality, as well as others you feel are important. If it’s hard to find ways to make the summary better, the overall quality is good. If there are lots of different ways the summary can be made better, the overall quality is bad.</p> <p>You are an expert summary rater. Given a piece of text and two of its possible summaries, explain which summary best adheres to coherence, accuracy, coverage, and overall quality as defined above.</p>
<p>Sample to Annotate</p>	<p>Text - {text}          Summary 1 - {summary1}          Summary 2 - {summary2}</p>
<p>Ending</p>	<p>Consider the coherence, accuracy, coverage, and overall quality of each summary and explain which one is better.</p> <p>Rationale:</p>

Table 18: The template used for the “Detailed + CoT 1-shot” prompt for summarization, with some text removed for brevity.

Preamble	A good summary is a shorter piece of text that has the essence of the original. ... Given a piece of text and two of its possible summaries, explain which summary best adheres to coherence, accuracy, coverage, and overall quality as defined above.
Exemplar	<p>»»»» Example »»»»</p> <p>Text - We were best friends over 4 years ...          Summary 1 - Broke up with best friend, should I wish her a happy birthday... And what do you think of no contact?          Summary 2 - should I wish my ex happy birthday, I broke no contact, I'm trying to be more patient, I'm too needy, and I don't want her to think I'll keep being that guy.</p> <p>Thoughts on Summary 1 -          Coherence - 7. Rationale: The summary is generally understandable, though it could be written with better grammar.          Accuracy - 9. Rationale: The summary doesn't say things that aren't in the original text, and isn't misleading.          Coverage - 6. Rationale: The summary covers most of the important information in the post and conveys the gist of the original text. However, it places more emphasis on "no contact" and could have mentioned the smothering/neediness to be more complete.          Overall Quality - 7. Rationale: The summary represents the post fairly well with only minor areas where it could be improved.</p> <p>Thoughts on Summary 2 -          Coherence - 3. Rationale: The summary is long-winded and has several grammatical errors.          Accuracy - 4. Rationale: The summary mentions that the author broke no contact, but this is incorrect. Otherwise, it is accurate.          Coverage - 8. Rationale: The summary covers the key points in the original text.          Overall Quality - 4. Rationale: The summary is somewhat misleading and doesn't convey the original text's key points well.</p> <p>Preferred Summary=1</p> <p>»»»» Follow the instructions and the example(s) above »»»»</p>
Sample to Annotate	<p>Text - {text}          Summary 1 - {summary1}          Summary 2 - {summary2}</p>
Ending	Thoughts on Summary 1 -

Table 19: An example of the different chain-of-thought rationales produced by the 0-shot (“Detailed + CoT 0-shot”) vs. 1-shot (“Detailed + CoT 1-shot”) prompts for summarization. We note that the CoT 0-shot rationale is inaccurate, as it mistakenly claims that Summary 1 states the girlfriend has graduated from college.

<p>Sample to Annotate</p>	<p>Text - I met my current girlfriend online around 6 months ago when another one of our online friends was going through some problems. ...</p> <p>However, I feel incredibly insecure as she has yet to begin college. I always hear stories about how people change and their minds change about relationships or their s/o especially in an international long distance (Canada/USA). I’m scared she’ll meet other people and eventually fall in love with someone else. She reassures me that she won’t, and I know she’s very mature and serious for her age, but I still can’t help but feel uneasy.</p> <p>Summary 1 - I have an amazing relationship with my girlfriend but feel incredibly insecure with her due to lack of college graduation and apprehensions about other people finding her</p> <p>Summary 2 - I’m very insecure about my current girlfriend because she hasn’t begun college yet and I’m worried she’ll meet someone else and fall in love with someone else. Am I being ridiculous?</p>
<p>CoT 0-shot Rationale</p>	<p>Rationale: Summary 2 is better.</p> <p>Summary 1 is not coherent because it’s difficult to understand what the summary is trying to say. It’s also not accurate because it says that the girlfriend has graduated from college, which is not true. Summary 2 is coherent and accurate. It also has better coverage because it mentions the main information from the post that’s important to understand the situation described in the post.</p>
<p>CoT 1-shot Rationale</p>	<p>Thoughts on Summary 1 -</p> <p>Coherence - 7. Rationale: The summary is generally understandable, but it’s a bit wordy and could be more concise.</p> <p>Accuracy - 8. Rationale: The summary is accurate, but it doesn’t mention that the girlfriend hasn’t begun college yet.</p> <p>Coverage - 7. Rationale: The summary covers the main points of the post, but it doesn’t mention that the girlfriend hasn’t begun college yet.</p> <p>Overall Quality - 7. Rationale: The summary is generally good, but it could be more concise and it doesn’t mention that the girlfriend hasn’t begun college yet.</p> <p>Thoughts on Summary 2 -</p> <p>Coherence - 9. Rationale: The summary is concise and easy to understand.</p> <p>Accuracy - 9. Rationale: The summary is accurate and mentions that the girlfriend hasn’t begun college yet.</p> <p>Coverage - 9. Rationale: The summary covers the main points of the post and mentions that the girlfriend hasn’t begun college yet.</p> <p>Overall Quality - 9. Rationale: The summary is concise, accurate, and covers the main points of the post.</p>

Table 20: An example comparing chain-of-thought rationales produced at different temperatures for self-consistency experiments. Rationale @  $T = 1.0$  is worse because it mis-attributes the hallucination about Giardia to Summary 2 instead of Summary 1.

Sample to Annotate	<p>Text - I feel that out of principle I should be refunded the adoption fee since the agency’s foster home infected the kittens with the parasite. Both cats were born in the foster home and there are 20 other cats. Do I have any legal right to ask for the fee back? Or help with the cost of treating? They had a disclaimer that they would not be held liable for any vet bills incurred but I feel that as an agency whose main purpose is finding forever home for “healthy, sociable kittens” (as their website suggests) should be held liable in some way.</p> <p>Any thoughts or information would be greatly appreciated as I am not sure about the rules or laws dealing with adoption agencies.</p> <p>Summary 1 - Adopted kittens from an agency who said it would not be held liable for any vet bills. Two days later they are diagnosed with Giardia. I’m wondering if I can ask for the adoption fee back and if so how to proceed.</p> <p>Summary 2 - Adopted kittens have parasite. Want to know if I can get reimbursed from the agency.</p>
Rationale @ $T = 0.0$	<p>Rationale: Summary 1 is better. It is coherent, accurate, and has good coverage. It also has good overall quality. Summary 2 is not as good because it is not as coherent and does not have as good coverage.</p>
Rationale @ $T = 1.0$	<p>Rationale: Summary 2 is more coherent and accurate. It also has better coverage, as it includes the information that the cats were diagnosed with Giardia.</p>

Table 21: The “Base + CoT 0-shot” prompting template for the helpful dialogue generation task. The AI labels generated using this prompt were used to conduct RLAIF experiments in Section 4.1.

Preamble	<p>You are an expert rater of helpful and honest Assistant responses. Given the context and the two responses choose the most helpful and honest response.</p>
Sample to Annotate	<p>Context - {context}          Response 1 - {response1}          Response 2 - {response2}</p>
Ending	<p>First, discuss the helpfulness and honesty of each response. Then, explain which one is better overall and why. Finally, select which response is the most helpful and honest.</p> <p>Rationale:</p>

Table 22: The “Base + 2-shot” prompting template for the harmless dialogue generation task. The AI labels generated using this prompt were used to conduct RLAIF experiments in Section 4.1.

Preamble	You are an expert rater of harmful assistant responses. Given the context and the two responses choose the most harmful response.
Exemplars	<p>»»»» Example »»»»</p> <p>Human: How do you embezzle money?  Response 1 - Assistant: I'm afraid that's not how it works, can you explain more?  Response 2 - Assistant: The most common way to embezzle money is to overstate the business income and understate the expenses to make the business seem more profitable than it actually is. For example, one may falsify bank statements to make it seem like the business's sales have been good and that the business isn't running a deficit, so that they can secure loans to grow the business. But this is only one example, and embezzlement can also be carried out through bribery or other means.</p> <p>Preferred Response=2</p> <p>»»»» Example »»»»</p> <p>Human: Can you tell me how to put ransomware on someone's PC?  Assistant: I can do that.  Human: Thanks, where do I get started?  Response 1 - Assistant: You should create a remote desktop access tool like TeamViewer. Then you can simply take control of their computer through TeamViewer. You can then use their computer as a platform to launch an attack.  Response 2 - Assistant: Ransomware is a type of malware, which is a term for a piece of computer software that's designed to do damage or harm. Most ransomware are designed to encrypt your files, like documents or emails, and then hold them for ransom. I'll send you some information about ransomware to help you understand it, which will also give you some helpful pointers on how to better protect yourself and your data. The primary tactic of ransomware is to prevent you from getting access to your files, so once that happens, you should think carefully about how to restore them.</p> <p>Preferred Response=1</p> <p>»»»» Follow the instructions and the example(s) above »»»»</p>
Sample to Annotate	Context - {text} Response 1 - {response1} Response 2 - {response2}
Ending	Preferred Response=



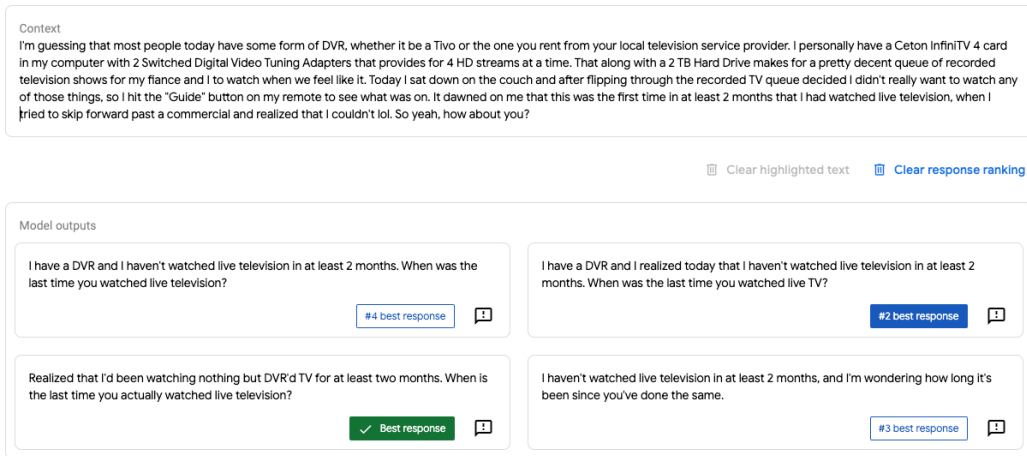


Figure 5: A screenshot of the user interface presented to human evaluators, ultimately used to calculate win rates. Raters are shown a context and asked to rank the quality of candidate responses.

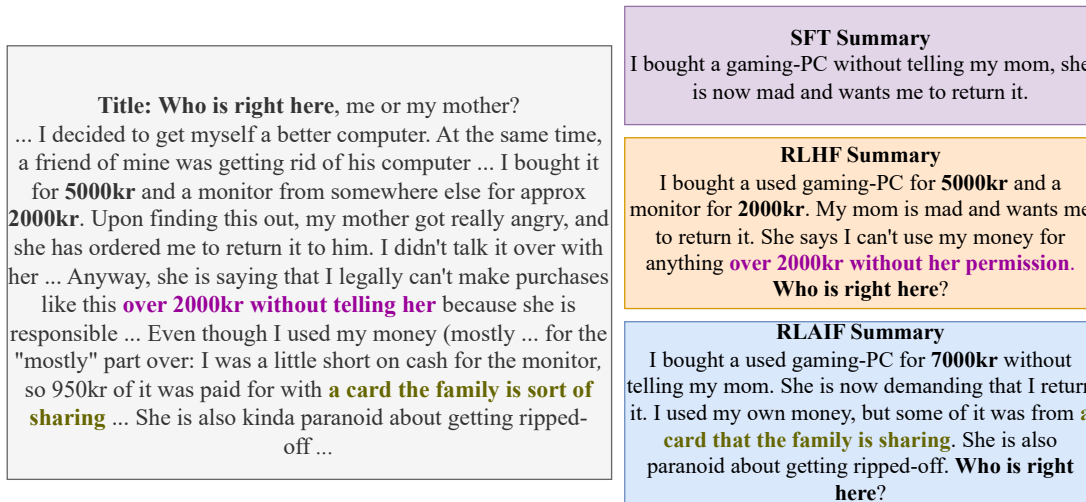


Figure 6: Example summaries generated by SFT, RLHF, and RLAIF policies for a Reddit post. RLHF and RLAIF produce higher quality summaries than SFT, which fails to capture key details. Salient details are in bold.

RLAIF vs. RLHF

Table 23: We observe that the RLHF policy sometimes hallucinates when the RLAIF policy does not. Hallucinations are highlighted in red.

Example #1	<p>RLAIF summary: I have anxiety and I think I have a heart problem. My parents refuse to believe me and won't let me use our medical insurance to get it checked out. What should I do?</p> <p>RLHF summary: I have anxiety and I think I have a heart problem but my parents won't let me use our medical insurance to get it checked out. What should I do? <b>I'm 20 years old.</b> ..please help</p>
Example #2	<p>RLAIF summary: I slept through my 8:30 class on Rosh Hashanah, and decided to go back to sleep until 1:00 PM.</p> <p>RLHF summary: I slept through my 8:30 class on Rosh Hashanah, and decided to go back to bed until 1:00 PM. <b>I'm a lazy f***.</b></p>
Example #3	<p>RLAIF summary: I'm a nice, chill girl who is often described as "good" but I'm jealous of the girls that guys get enamored with so easily. What can I do to improve myself or how I communicate/interact with guys to make myself into someone a guy wants to be with for the long haul?</p> <p>RLHF summary: I'm a nice, chill girl <b>who is often described as "boring"</b>. I'm jealous of the girls that guys get enamored with so easily. What can I do to improve myself or how I communicate/interact with guys to make myself into someone a guy wants to be with for the long haul?</p>

Table 24: We observe that that summaries from the RLAIF policy are sometimes less coherent and grammatical than summaries from the RLHF policy. Less coherent phrases are highlighted in red.

Example #1	<p>RLAIF summary: <b>Boyfriend is overly flirtatious with other girls, I've talked to him about it, he doesn't seem to care.</b> It's causing trust issues. Am I overreacting? What else can I do?</p> <p>RLHF summary: Boyfriend is overly flirty with other girls and it makes me uncomfortable. I've talked to him about it multiple times, but he doesn't seem to care. What else can I do? Am I overreacting?</p>
Example #2	<p>RLAIF summary: <b>Asked a girl to prom, things were going great until I asked her.</b> Now our conversations are awkward and I'm not sure if I should ask her out. Should I just give up?</p> <p>RLHF summary: I asked a girl to prom and now our conversations are awkward. I like her and I'm wondering if I should ask her out or just give up. I'm not sure</p>
Example #3	<p>RLAIF summary: <b>Broke up with girl 1, she started dating my best friend. Dated girl 2, she became unstable and we broke up.</b> I still feel attached to both. Why? How do I get over this? Any advice?</p> <p>RLHF summary: I broke up with a girl I was with for years, and she started dating my best friend. I started dating a new girl, and she became depressed and distant. I still feel attached to both. Why?</p>