

Will Sentiment Analysis Need Subculture? A New Data Augmentation Approach

Zhenhua Wang¹, Simin He², Guang Xu¹, Ming Ren¹

¹School of Information Resource Management, Renmin University of China, Beijing, China

² Faculty of Humanities and Social Sciences, Beijing University of Technology, Beijing, China

zhenhua.wang@ruc.edu.cn; rujiangyouni@163.com; 2020000919@ruc.edu.cn; renm@ruc.edu.cn

Author Note

We have no conflicts of interest to disclose.

Correspondence concerning this article should be addressed to Ming Ren, School of Information Resource Management, Renmin University of China, 401, Information Building, No. 59 Zhongguancun Street, Haidian District, Beijing, China. Email: renm@ruc.edu.cn

Abstract

The renowned proverb that "The pen is mightier than the sword" underscores the formidable influence wielded by text expressions in shaping sentiments. Indeed, well-crafted written can deeply resonate within cultures, conveying profound sentiments. Nowadays, the omnipresence of the Internet has fostered a subculture that congregates around the contemporary milieu. The subculture artfully articulates the intricacies of human feelings by ardently pursuing the allure of novelty, a fact that cannot be disregarded in the sentiment analysis. This paper strives to enrich data through the lens of subculture, to address the insufficient training data faced by sentiment analysis. To this end, a new approach of subculture-based data augmentation (SCDA) is proposed, which engenders six enhanced texts for each training text by leveraging the creation of six diverse subculture expression generators. The extensive experiments attest to the effectiveness and potential of SCDA. The results also shed light on the phenomenon that disparate subculture expressions elicit varying degrees of sentiment stimulation. Moreover, an intriguing conjecture arises, suggesting the linear reversibility of certain subculture expressions. It is our fervent aspiration that this study serves as a catalyst in fostering heightened perceptiveness towards the tapestry of information, sentiment and culture, thereby enriching our collective understanding.

Keywords: Sentiment analysis; data augmentation; subculture; expression generator

INTRODUCTION

Sentiment analysis is essential that involves identifying, extracting, and categorizing the emotions or opinions expressed in text form of human communication (Medhat et al., 2014; Zhang et al., 2018). It aims to provide insights into people's feelings, thoughts, behaviors, attitudes, and perceptions towards various topics, products, or services, thereby severing to offer informed decision-making (Feldman, 2013; Hussein, 2018). For example, companies can understand customers' preferences, interests, and emotions towards their products or services, thus, improving customer engagement, loyalty, satisfaction and retention (Kauffmann et al., 2020; Bueno et al., 2022). Medical & healthcare well-being institutions can monitor patients' mental states, thereby facilitating early intervention, diagnosis and treatment (Gohil et al., 2018). By analyzing sentiments expressed in public opinion posts, comments and messages, individuals and parties can understand and guide reputation, manage financial affairs, track and predict social event (Paltoglou et al., 2016; Ren et al., 2021; Bi, 2022; Sinha et al., 2022; Yildirim, 2022). Also, policymakers and government agencies can shape political campaigns, strategies and messaging, develop assessments about public policy and resource allocation (Chung and Zeng, 2016; Verma, 2022). Additionally, citation measurement can be lifted (Yan et al., 2020), etc. (Cruz et al., 2016; Melo et al., 2019; Liu et al., 2023).

Sentiment analysis algorithms necessitate an abundant reserve of training data to proficiently discern patterns. However, datasets drawn from real-world environments frequently grapple with a dearth of data. The manual aggregation of domain-specific training datasets can be a laborious and costly endeavor. This predicament underscores the critical need for an exploration into data augmentation strategies.

Data augmentation has secured a broad footprint in the realm of image processing, typically implemented through transformations like image shifting, rotation, and cropping maps, thereby yielding new image instances characterized by altered semantics yet maintaining category invariance (Shorten and Khoshgoftaar, 2019; Xiang et al., 2021; Alqudah et al., 2023; Niu et al., 2023). With regard to Natural Language Processing (NLP), instituting universal solutions proves exceedingly challenging. Instead, unique tasks dictate the introduction of bespoke enhancement methodologies. This could span the spectrum from commonsense reasoning and automatic translation to text comprehension and generation, extending to entity extraction and sentiment analysis (Shen et al., 2020; Yang et al., 2020; Abonizio et al., 2021; Hsu et al., 2021; Liesting et al., 2021; Liu et al., 2021; Xiang et al., 2021).

Regarding sentiment analysis, popular augmentation strategies encompass synonym substitution (Zhang et al., 2015) and a technique referred to as Easy Data Augmentation (EDA) (Wei and Zou, 2019). These methods are strategically utilized to fortify the training process and improve the models' performance, highlighting the key role data augmentation plays in this domain.

Given the evolution of contemporary society, the realms of politics, economy, and culture have shaped the dominant discourse groups on social media, prompting them to employ an array of expressive forms to articulate their sentiments (Bennett and Kahn-Harris, 2020). For instance, the negative sentiment encapsulated in the

description "little girl selling match" is frequently reinterpreted as " little match selling girl " a creative inversion designed to capture increased attention from digital spectators. These arresting forms of expression have subtly given rise to a subculture, gaining traction across myriad entertainment communities and online platforms. However, prior data augmentation strategies have largely overlooked these nuanced shifts in expression.

In this research endeavor, we integrate the subcultural expression within the framework of data augmentation, exploring its potential to enhance the efficacy of sentiment analysis models. Through such an approach, we aim to discern whether this innovative application of subculture expression can indeed contribute towards refining the accuracy and performance of these models.

This paper introduces a novel data augmentation approach underpinned by the ethos of subculture expressions, termed SCDA. This approach specifically targets the multiform nature of contemporary social discourse, and its development is motivated by the following considerations:

1. In the current landscape of subculture, sentiment articulation is encapsulated in a diverse array of expressions and language patterns. This is evident in the trend of homophonic stems in Chinese for example, which enjoy widespread popularity. Such trends are reflections of our present society, life, political milieu, and prevailing attitudes (Jensen, 2018; Bennett and Kahn-Harris, 2020; Guerra, 2020; Sun and Lee, 2020). Since the model's primary function is to aid human decision-making, it should ideally learn from daily habits and dialogues in subculture, thereby attaining a superior understanding of contemporary sentiment currents.
2. The alteration of expression within the subculture does not tamper with the original sentiment. Instead, it merely modulates the intensity of sentiment, either amplifying or diminishing it (Bennett and Kahn-Harris, 2020), which can be harnessed to achieve a more diversified data augmentation. For instance, the expression "little girl selling match " is a playful distortion of personal negative sentiments towards "little match selling girl". Such an inventive rewording can serve as an additional dimension of data for enhancement purposes.

Specifically, we deliberate upon 6 prevalent facets of subculture (De-Kloet and Fung, 2016; Amit and Wulff, 2022), which include spoonerism phenomenon expression (Bennett and Kahn-Harris, 2020), homophone meme expression (Schmidt and De-Kloet, 2017; Wong et al., 2021), emoji encryption expression (Franco and Fugate, 2020), inversion rhetoric expression (Elton, 2016; Fitz and Chang, 2017), decomposed expression (Chen, 2021), mobile data economizing expression (Qiyang and Jung, 2019). These creative expressions emulate original textual frameworks, amplifying the potency of words and phrases that might have been subjected to semantic dilution. Through the intriguing process of deconstruction and reconstruction, they spawn novel linguistic effects, fortifying the original meanings while concurrently intensifying the sentiment undercurrents embedded within. This ingenious manipulation of language acts as a magnet, captivating increased attention and engagement.

Where, spoonerism phenomenon expression is often a way of expressing by oneself by exchanging subjects, objects, or noun collocations in the text (Yule, 2022). For instance, "Watson, you discovered the blind spot" would be

creatively altered to "Blind spot, you discovered Watson", thereby introducing a dramatic twist. Homophone meme expression involves the application of English words phonetically resembling Chinese characters, aiming to imbue the communication with a jovial yet subversive nuance. To illustrate, the phrase " 贪生怕死 (cravenly cling to life instead of braving death)" can be artfully replaced with " 贪生 (cravenly cling to life) pass (the pronunciation in Chinese means fear of death)". While this substitution preserves the phonetic semblance, it introduces a stronger negative and revolting undertone, augmenting the impact of the original expression. Emoji encryption expression pertains to the playful substitution of main phrases within a text with emojis, thereby imparting an encryption-like effect. For instance, the phrase "hen flown eggs broken" might be whimsically encoded as "🐔🥚🥚🥚" (with corresponding Unicode encoding as U+1f414U+2708U+1f95aU+1f528). Inversion rhetoric expression is a literary device where the order of words or phrases in a sentence is reversed to create a rhetorical effect. This text reshuffling renders the overall semantics more striking and expressive, hence offering enhanced ornamental value, particularly for poetry. It's noteworthy that, the difference between inversion rhetoric expression and spoonerism phenomenon expression is that the former is more casual although both they involve the manipulation of word order. Decomposed expression involves the disassembly of a single Chinese character into its elemental parts, which then serves as a breeding ground for the creation of fresh words or phrases possessing different and humorous connotations. For instance, "战歌" (Spirited Song) might be deconstructed into "占戈哥欠", effectively translating the high-spirited sentiments of the moment into a novel expression. Mobile data economizing expression primarily alludes to the practice of succinctly summarizing the crux of the main text using a single comment. An example might be the description "don't drink too much water at night" which encapsulates the lengthy discourse of science popularization personnel on this. This expression enables others to quickly grasp the gist of the content, while simultaneously achieving the objective of attracting attention.

In order to capture the expressions of texts within these subcultures, we devise a series of corresponding generators to generate a set of enhanced text for each training data. Consequently, each data point embodies its own unique perspective from six distinct vantage points, thus resulting in six-fold augmentation, providing the model with additional stimuli. Extensive experimentation attests to the effectiveness of SCDA. Hope that this research endeavor contributes additional value to the communities of sentiment analysis and data augmentation.

The main contributions are as follows.

- (1) This paper focuses on the intersection of subculture and sentiment analysis, presenting the idea of subculture-driven data augmentation for enhancing sentiment analysis.
- (2) Six generators that capture the expressions under subcultures are conceived, and extensive experiments provide compelling evidence for the effectiveness.
- (3) An observation that subculture expressions elicit varying levels of stimulation for the model in different contexts. Also, a speculation that there may be a linear reversibility between certain subculture expressions.

For the rest of the paper, Section 2 introduces the related work on data augmentation and subculture. Section 3 presents the method SCDA in detail. A series of evaluation experiments and results are presented in Section 4 and 5. The paper is discussed in Section 6, and concluded in Section 7.

RELATED WORK

Data augmentation and sentiment analysis

As we bear witness to the exponential proliferation of user-generated text facilitated by the World Wide Web and its interactive capabilities, the practical implementation of sentiment analysis models takes on a vital role. Sentiments inject a measure of subjectivity, serving as a vital component within human interactions. Consequently, sentiment analysis becomes instrumental in deciphering and comprehending this inherent subjectivity and its subsequent variations. Sentiment analysis transcends its practical utility, extending its applications from specialized tools used in academic and commercial spheres to organizations of all sizes. The potential it holds is colossal, notably as an integral sub-component within other burgeoning technologies. These innovative technologies are capable of autonomously scrutinizing vast volumes of data, subsequently extracting invaluable knowledge and insight from what would otherwise be a disarray of unstructured information.

Sentiment analysis is dependent on deep learning methodologies, necessitating voluminous amounts of training data for proficient the recognition of these patterns. In the development of such systems, however, real-world labeled datasets frequently encounter data scarcity issues. This dearth of data can compromise the operational efficiency of these models in pragmatic scenarios. The shortage of textual resources has also persistently posed a challenge in numerous NLP tasks. This predicament often jeopardizes the quality of samples and skews data distribution, infringing upon the foundational assumptions underpinning the majority of learning algorithms.

Despite the recency of text data augmentation methods in sentiment analysis, they present promising solutions to mitigate data scarcity (Abonizio et al., 2021). These ways execute class-preserving operations on the primary data source and primarily rely on strategies such as lexical substitution (involves replacing words in the original text with their synonymous counterparts) (Wei and Zou, 2019; Xiang et al., 2021), word embedding interpolation (such as the process of interpolating two instances of Word2vec word embeddings sharing the same label) (Jin et al., 2023), and neural model generation (such as the generation of adversarial networks, serve to directly fabricate text imbued with similar sentiment undertones) (Gupta, 2019). The latter two ways fall under the umbrella of neural network modeling, which often induce significant overhead into the pipeline, amplifying the training duration. In addition, the situation where text retains its original label after being opaquely disturbed is more complex. Hence, ways premised on lexical substitution prove to be particularly valuable, such as EDA (Wei and Zou, 2019), a popular approach in this regard, which employs four distinct operations - synonym replacement, random insertion, swapping, and deletion.

However, existing methods have fallen short in encapsulating the breadth and diversity of sentiments expressed in the present socio-cultural milieu, particularly by younger demographics. This group, as the driving force behind societal progress and cultural evolution, tends to employ more captivating and memorable sentiment expressions, especially on linguistically rich social media platforms. Their emotive communication, deeply rooted in subcultural dynamics, is highly distinctive and impactful, demanding a greater attention in sentiment analysis. This cohort's innovative use of language, reflecting the zeitgeist and the nuances of contemporary youth culture, presents an untapped goldmine for a more contextual and inclusive sentiment analysis, thereby necessitating further exploration and understanding.

Expression under subculture

Subculture covers groups of people who share a set of cultural practices, values and beliefs, and reflects the unique social, cultural, and political context of contemporary world. The accelerated transformation of society, the iterative updating of media technology, and the pervasive penetration of business logic have collectively provided a comfortable hotbed for the incubation and cultivation of subculture. Today, the progression of subculture is exhibiting a new attitude from the perspective of content, form, scale, structure, trend and the status quo of group survival (Bennett and Kahn-Harris, 2020).

Throughout the emerging postures of development, subculture has become deeply rooted, which is seen as a way for the public to express their identities and debate mainstream cultural norms. We are both experiencers and propagators, simultaneously active creators and meaningful manipulators. This has cultivated a vast and vibrant atmosphere and landscape, becoming the main driving force behind the creation of global culture and a stalwart backbone propelling cultural evolution. This repeatedly serves as a reminder that we ought to pay greater interest to expressions embedded within subcultures.

Subculture expression is the use of language in creative and unconventional ways, mainly including the expression of spoonerism phenomenon, homophone meme, emoji encryption, inversion rhetoric, decomposed expression and mobile data economizing. They reflect a desire to subvert language and express oneself in unique ways, to express humor and irony, as well as to critique mainstream culture and language norms, thereby creating a more sentiment landscape for the expression to be conveyed. Thus, a text metamorphoses vibrant and conveys more vivid and stereoscopic sentiments. For instance, the original "Little Match Selling Girl" elicits sympathy for the tragic circumstances of the girl and denounces the cruel society. In contrast, "Little Girl Selling Match" carries a similar critique of reality, and it surpasses the harsh reality of the little girl dying on a cold, hunger-stricken Christmas night, which could deepen our understanding of the underlying sentiments.

Considering the status that the model enjoys in informing human decision-making, it can be advantageous to augment its training with expressions derived from diverse subcultures, which potentially broadens its comprehension of nuanced human sentiments to enhance its performance.

METHODOLOGY

The proposed SCDA covers the spoonerism phenomenon expression, homophone meme expression, emoji encryption expression, inversion rhetoric expression, decomposed expression and mobile data economizing expression. In accordance with their specific characteristics, SCDA meticulously engineers 6 distinct generators: spoonerism phenomenon expression generator, homophone meme expression generator, emoji encryption expression generator, inversion rhetoric expression generator, decomposed expression generator and mobile data economizing expression generator. These specialized generators serve the purpose of creating varied text expressions to enrich the data augmentation process for each individual text, thereby providing a more diverse dataset to combat insufficient volume. Viewed from the model's vantage point, it is beneficial to allow it to observe and assimilate knowledge from each sample through the lens of six perspectives, thereby diversifying its learning.

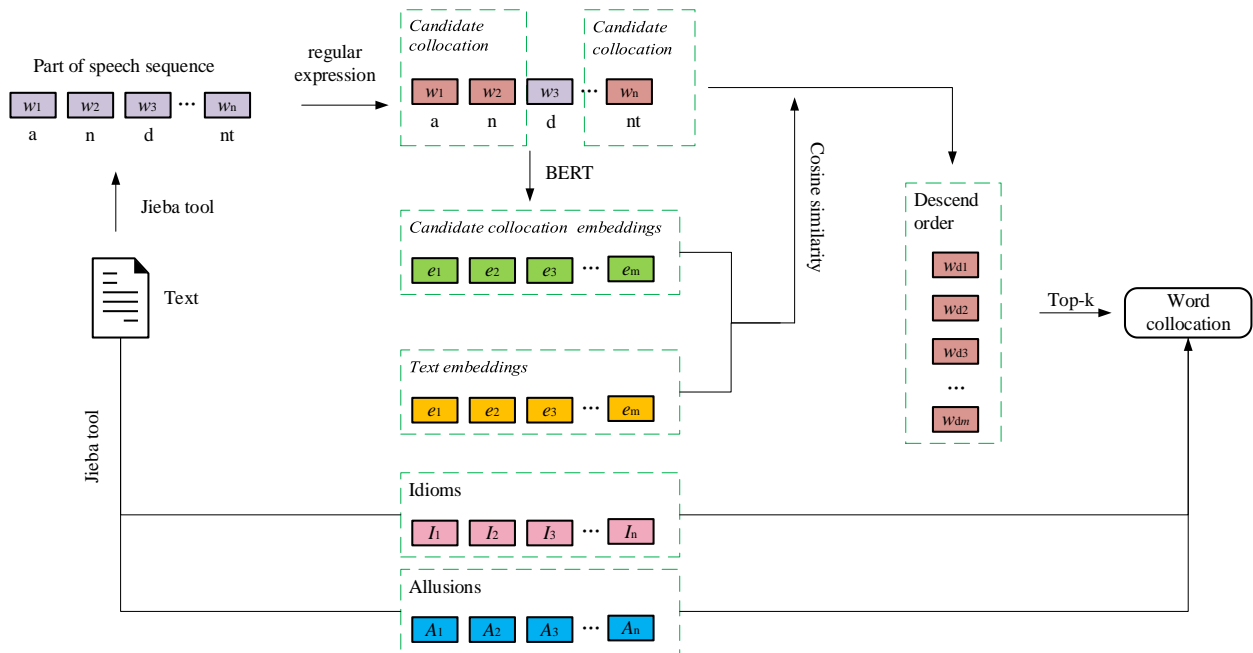


Fig.1: Process of BERTRank.

Word collocation recognizer

Our generators necessitate processing at the echelon of noun collocations. Recognizing the scarcity of suitable methods to pinpoint these noun collocations, we have chosen the SIFRank approach (Song et al., 2023). Yet, it is predicated only on English and utilizes the ELMO word representation that is not robust enough. Hence, we optimize it into a BERT-based tool specifically designed to recognize Chinese word collocations, termed BERTRank, see Fig.1. Specifically, given a text T , BERTRank is designed to discern primarily noun-based collocations WC within T . The first step involves utilizing an open-source NLP tool known as *jieba* to perform part-of-speech tagging on T . The second step is to employ a rule template, written in regular expressions, to identify candidate word collocations within T , mainly noun combinations, and combinations of adjectives and nouns. The third step uses BERT to transform both

the candidate word collocations and T into their respective embeddings, E_c and E_T . The fourth step calculates the cosine distance between E_c and E_T , as the similarity, and Top-k similarity-based candidate word collocations are selected to constitute the final set of word collocations WC_1 .

$$WC_1 = \text{sorted}\left(\frac{E_c \cdot E_T}{\|E_c\| \|E_T\|}\right)_{i=0}^{i=k}$$

In an effort to preserve word collocations to the greatest extent possible, BERTRank employs *jieba* as an aid to extract the set WC_2 , encompassing idioms and allusions from T . Consequently, the resulting word collocations WC represent a union of both WC_1 and WC_2 .

Spoonerism phenomenon expression

Spoonerism phenomenon expression often achieves a humorous effect by swapping the subject and object, or word collocations within a sentence. For example, a simple expression with negative sentiment like 'The service makes SpongeBob crazy' can be replaced with 'The SpongeBob makes the service crazy'. The spoonerism phenomenon expression generator termed SPEG is proposed, the input is text T , and the output is T' whose identity is data augmentation, see Fig.2. Specifically, SPEG divides T into multiple sentences based on comma delimiters. For each sentence S , SPEG employs LTP dependency analysis tool to identify the subject and object and proceeds to interchange them if they exist. Otherwise, BERTRank is utilized to detect the word collocations within S and perform a random exchange between them. Note that each text sample in the dataset often comprises multiple sentences, therefore each sample can be adjusted.

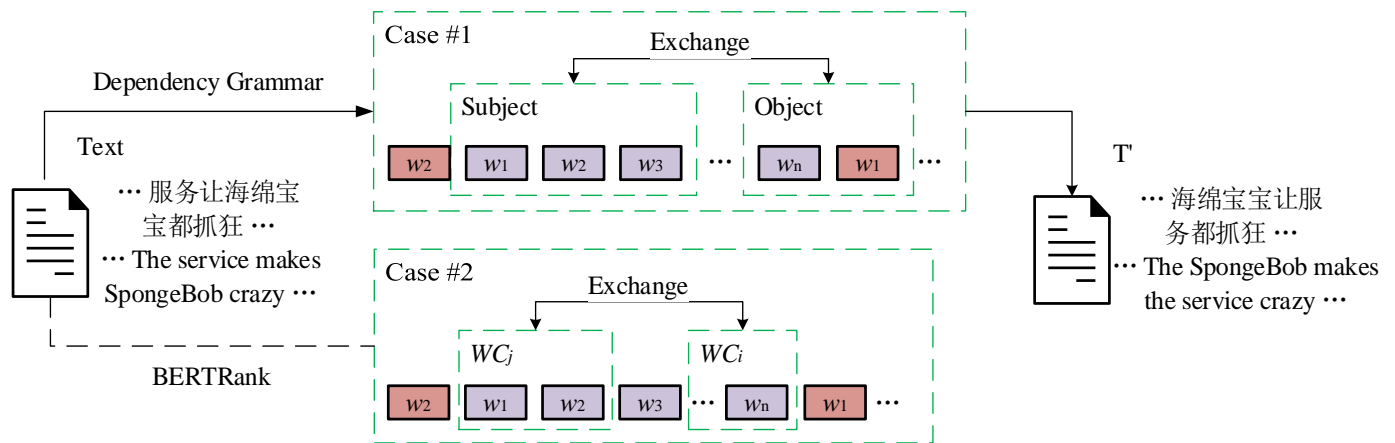


Fig.2: Spoonerism phenomenon expression generator SPEG.

Homophonic meme expression

The concept of a homophonic meme pertains to the substitution within Chinese text T of word collocations WCs with English words WCs' that exhibits a similar pronunciation, thereby forming an altered version T' . For instance, a negative comment '服务员上菜拖泥带水 (The waiter is inefficient in serving dishes)' can be reformulated as '服务员上菜 Tony 带水', with the collocation '拖泥带水 (inefficient)' being homophonically replaced by 'Tony 带水'.

which could amplify the dissatisfaction with the service. In light of this, we propose an unsupervised homophonic meme expression generator, dubbed HMEG, see Fig.3.

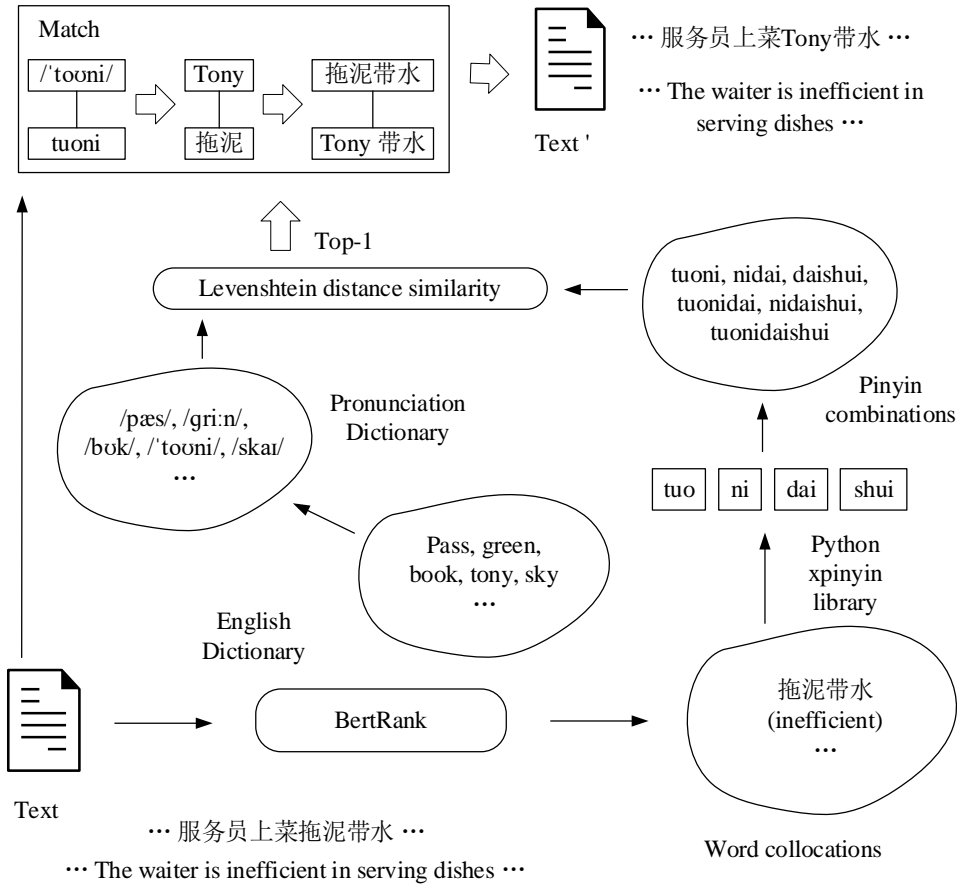


Fig.3: Homophonic meme expression generator HMEG.

Provided with a text T, HMEG initially utilizes BERTRank to identify word collocations WCs within T. Subsequently, Python xpinyin library is employed to transcribe the recognized WCs into Pinyin WCs-p. As an illustration, the WC '拖泥带水' (inefficient) is translated into Chinese Pinyin representation 'tuonidaishui'. Next, an English dictionary L is prepared, where L takes into consideration common vocabulary with lengths ranging from 3-7 letters, so as to ensure the majority of words contained have syllable counts falling within the 2-3 range, as syllables empirically exceeding 4 make the homophonic meme twister and weaken its meaning. This measure ensures most readers would recognize these words, such as 'book' and so forth. By consulting English dictionary L, all word phonetic symbols are manually assigned corresponding pronunciations to form a pronunciation dictionary. For example, the phonetic symbol 'aɪ' corresponds to Chinese pinyin 'ai', the phonetic symbol 'ð' resembles the pinyin 'zhe', and stress markers such as '' are ignored. Finally, HMEG carries out calculations for similarity between the Pinyin of each WC and phonetic symbols within pronunciation dictionary, and matches them accordingly. Given that the lengths of WC-p and WC' often vary, the edit distance is employed as a similarity measure due to its suitability for non-equal length strings. HMEG

traverses all possible Pinyin combinations WC_i within each WC , calculating the string similarity between WC_i and the phonetic symbols. The English word WC' with top-1 similarity is then selected to replace WC_i , thereby forming the final homophonic meme expression T' in this way.

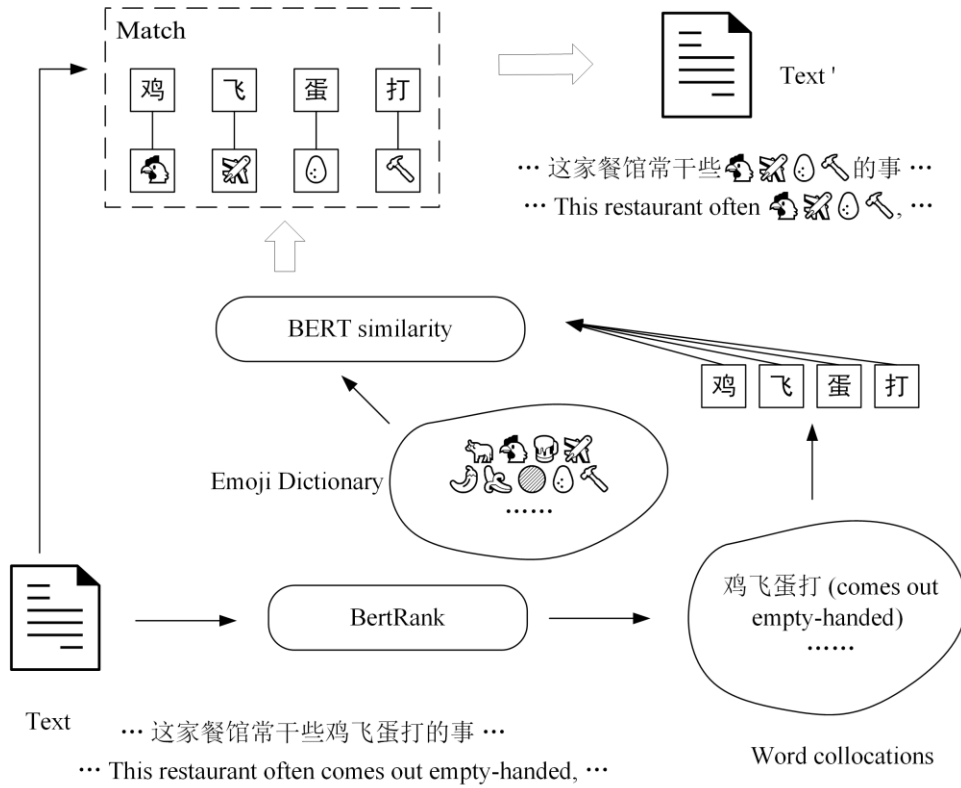


Fig.4: Emoji Encryption Expression Generator (EEEG).

Emoji encryption expression

The notion of emoji encryption expression pertains to the representation of collocations in text T by substituting them with emojis that bear similar literal meanings, thereby forming an altered text T' . With this in mind, we propose an Emoji Encryption Expression Generator (EEEG), see Fig.4. In particular, EEG commences by crawling emoji information from a website called *Emojiall*, thereby constructing an emoji dictionary D , which encapsulates the respective meanings of its elements—as exemplified by an emoji 🐔 and its corresponding meaning, 'hen'. Subsequently, EEG employs BERTRank to identify word collocations (WC s) within the text T . For each WC , EEG matches the meaning of each character WC_i with that of the emojis contained in dictionary D . The employed similarity calculation here is the BERT similarity measure (Tracz et al., 2020), considering that it's essential to amalgamate their semantics. The character WC_i is then replaced with the emoji which yields the top-1 similarity. This process continues until all WC s in T have been replaced by emojis, thereby formulating the final emoji encryption expression T' .

Inversion rhetoric expression

Inverted rhetoric expression often denotes the intent to emphasize and bolster semantics through the disruption of text structure. It presents in a multitude of forms, and its transformations are based on characters of

indefinite length. For instance, the expression "莲下渔舟动(fishing boat moves under the lotus)" can be reordered to "莲动下渔舟". In response to this phenomenon, our proposed inverted rhetoric expression generator (IREG) utilizes a blend of random and Gaussian distributions, see Fig.5. Specifically, the positions of the n -gram word segments are interchanged randomly with a random probability, and the distance of the exchange positions is derived from a normal distribution. To illustrate, 76.4% of the adjacent word segments are swapped, 21.8% are separated by one character, 1.8% are separated by two characters, and so on. By employing this method, each text can generate an inverted expression suitable for data augmentation.

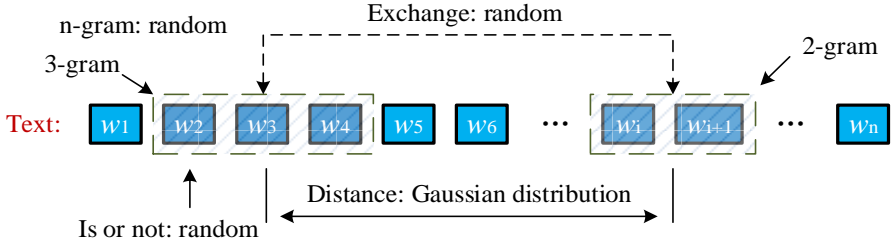


Fig.5: Inverted rhetoric expression generator (IREG).

Decomposed expression

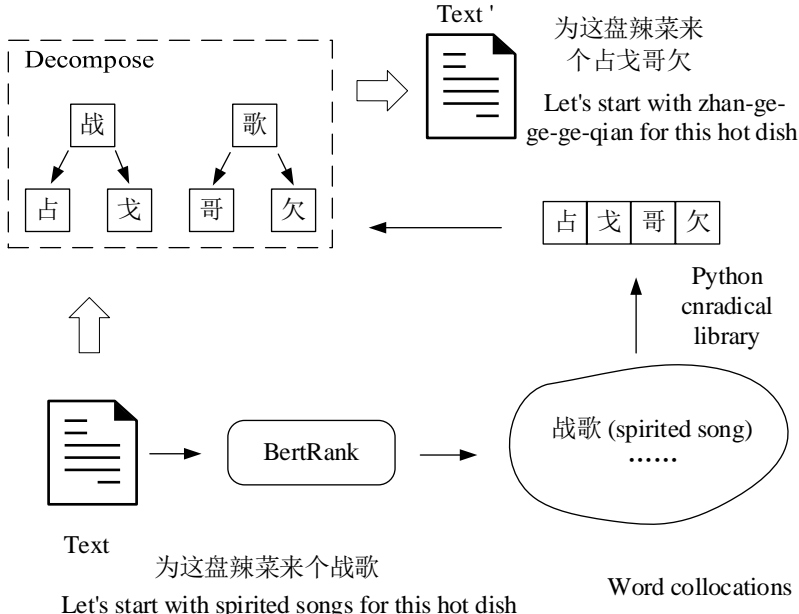


Fig.6: Decomposed expression generator (DEG).

Decomposed expression primarily refers to the substitution of word collocations in text T with their corresponding radical components, thereby forming an enhanced version of the data, T'. For instance, the expression "为这盘辣菜来个战歌 (Let's start with spirited songs for this hot dish)" can be expressed as "为这盘辣菜来个占戈哥欠", wherein "战歌 (spirited song)" is decomposed as "占戈哥欠". In light of this, we propose a decomposed expression generator (DEG), see Fig.6. For a text T, BERTRank initially identifies its word collocations WCs. Following

this, the Python library *cnradical* is employed to transform each *WC* into a combination of its radical components, which ultimately replaces *WC*, thus forming the enhanced text T' until all *WCs* have been transformed.

Mobile data economizing expression

Mobile-data-economizing expression encompasses the creation of a concise text T' , which provides a high-level summary of the original text T and can naturally serve as enhanced data. This concept is abstracted as a theme induction in this paper. Given that mobile-data-economizing expression typically diverges from the original text, we employ the text generation processing and consider a well-established GPT2 as our mobile-data-economizing-expression generator (MDEEG), for creating a succinct theme for the T , see Fig.7. In order to train an appropriate GPT2 model, we utilize the corpus of *Weibo* that comprises a vast array of diverse themes, enabling users to post comments, disseminate news, and document events, and each theme's user-generated content naturally corresponds to a labeled sample, making it an ideal training resource.

Specifically, we initially obtain raw data from Weibo utilizing a crawler. Subsequently, we embark on a data cleaning process to eliminate symbols such as "HTML" and "# #". Once cleaned, the data is consolidated, filtering out duplicate entries, data entries with fewer than 100 content words, and data entries with fewer than 2 title words. As a result, we procure train and test sets containing 24,000 and 3,000 contents, respectively.

Next, for the convenience of training, we process the train set in accordance with Eq.1, where, x_i and y_i represent the theme and its content, *SEP* is used to separates the theme and content, and *EOS* is used to terminates a sentence.

$$\{(x_i, y_i)\}_{i=1}^n = y_1 | SEP | x_1 | EOS | y_2 | \dots | y_n | SEP | x_n | EOS \quad (1)$$

We leverage the BERT Tokenizer to generate token embeddings from the processed train set, simultaneously forming position embeddings based on each token's location. Moreover, to create a clearer distinction between the Content and Theme, *SEP* is embedded, serving as segment embeddings.

The concatenation of these three is channeled into a Transformer decoder that is structured around 6 parallel layers and an attention mechanism encompassing 12 parallel heads. In terms of sequence prediction, an autoregressive methodology is applied, which models the conditional probability of the known sequence to effectively forecast subsequent sequences. Throughout this process, the cross-entropy loss function is utilized exclusively to minimize the loss value pertaining to the theme component.

We designate the GPT2 model after being trained over 10 epochs as MDEEG. It's functioned to generate a succinct topic, restricted to a maximum length of 32 characters for each text, serving as a mechanism for data enhancement.

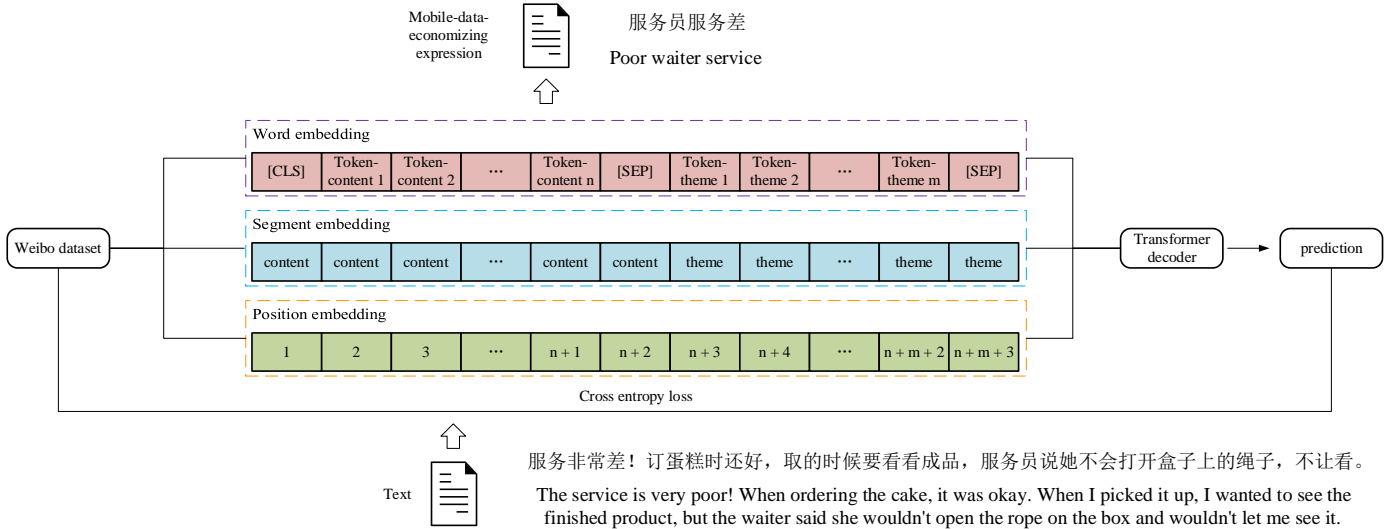


Fig.7: Mobile-data-economizing-expression generator (MDEEG).

In a concerted effort to foster data augmentation for sentiment thus enhancing the model's performance, we propose the SCDA approach and meticulously devise six feasible subculture-based expression generators. Notably, each individual sample within the dataset is enriched through the generation of six distinct representation samples, imbuing the data with a tapestry of diverse forms. From the model's vantage point, this multi-faceted way unlocks an unparalleled opportunity for observation and learning, as it assimilates and processes each sample from an additional six perspectives. By immersing itself in this web of subculture, the model is expected to gain a heightened aptitude for deciphering nuanced expressions, expanding its cognitive capacity, and refining its decision-making capabilities.

In the forthcoming section, we embark on an extensive experimental evaluation to ascertain the efficacy of our SCDA (Subculture-based data augmentation) approach. Our objective is to investigate the potential of SCDA in augmenting the performance of sentiment analysis models.

EXPERIMENTS

Dataset

To conduct a comprehensive evaluation of our SCDA, we employ two publicly available sentiment analysis datasets: Chnsenticorp (Chen et al., 2015) and ACSA (Yang et al., 2022). Where, Chnsenticorp dataset comprises a collection of hotel reviews, encompassing positive and negative sentiments.

Table 1: Information on ACSA dataset.

Aspects	Positive	Neutral	Negative
Food#Taste	1096	717	97
Food#Appearance	382	94	62
Food#Portion	524	167	182
Food#Recommend	31	34	92
Price#Level	306	454	235
Price#Cost effective	365	41	55
Price#Discount	311	302	41
Location#Downtown	331	6	7
Location#Transportation	353	12	18
Location#Easy to find	272	36	58
Service#Queue	93	127	97
Service#Hospitality	673	290	165
Service#Parking	71	31	29
Service#Timely	158	52	106
Ambience#Decoration	653	198	40
Ambience#Noise	388	114	81
Ambience#Space	399	204	120
Ambience#Sanitary	465	117	99

ACSA dataset offers a more fine-grained evaluation. It focuses on Chinese restaurant reviews and provides sentiments (positive, neutral, and negative) for 18 distinct aspects, such as location, service, price, and ambience, see Table 1. This multi-aspect dataset enables us to assess the performance of sentiment analysis models.

We randomly select 2000 samples from both datasets for our experiments thus allowing us to explore the performance of SCDA in situations where data volume is insufficient, highlighting the potential of our approach in overcoming data scarcity challenges.

Experiment settings

The commonly used TextRNN (Yang et al., 2022) and Transformer (Cunha et al., 2023) serve as our evaluation models. The parameters of each experiment are consistent, for example, epoch size is 10, batch size is 128 and Adam optimizer with the learning rate is $5e-4$, etc. The metrics accuracy (%) is used for evaluation. We compare the performance of SCDA with two commonly used methods: DICT (replace words in the original text by building a synonym dictionary) (Zhang et al., 2015) and EDA (Wei and Zou, 2019). Each method generates one enhanced text for each training text.

RESULTS

Evaluation experimental results

The evaluation results from Chnsenticorp dataset are summarized in Table 2. The findings from both the validation set (“val”) and test set (“test”) provide evidence for the advantages conferred by incorporating SCDA into TextRNN. It is noteworthy that Transformer exhibits a commendable performance improvement of 1.94% on the test set, highlighting SCDA’s effectiveness.

Table 2: Evaluation results on Chnsenticorp.

Models	val	test
TextRNN	80.36	80.07
TextRNN + SCDA	81.65	81.38
Transformer	81.63	80.60
Transformer + SCDA	82.28	82.54

Table 3 provides an overview of the evaluation results obtained on ACSA, underscoring the remarkable performance improvements across all aspects attributed to the formidable influence of SCDA. In order to enhance the clarity, we represent them through Fig.8-9, wherein the vertical axis quantifies the gains imparted by SCDA.

Table 3: Evaluation results on ACSA.

Aspects / Models	TextRNN		TextRNN + SCDA		Transformer		Transformer + SCDA	
	val	test	val	test	val	test	val	test
Location#Transportation	80.18	80.22	86.00	85.83	81.99	81.39	86.04	86.10
Location#Downtown	81.33	81.54	86.04	85.92	82.11	82.20	86.39	86.21
Location#Easy to find	79.91	80.12	83.16	83.76	79.91	80.12	85.01	84.77
Service#Queue	76.91	76.69	85.24	85.36	85.12	85.26	88.42	88.19
Service#Hospitality	37.13	38.26	43.77	45.03	41.65	43.11	46.55	45.98
Service#Parking	91.51	91.69	93.62	92.89	93.46	93.32	94.88	95.03
Service#Timely	74.79	73.52	84.72	84.68	84.72	84.68	85.66	85.42
Price#Level	31.81	32.03	38.59	40.03	48.97	50.45	54.27	53.84
Price#Cost effective	71.40	72.12	77.34	78.23	77.14	78.21	81.13	81.50
Price#Discount	67.37	68.50	68.38	68.52	69.37	70.13	70.90	71.00
Ambience#Decoration	48.48	47.37	56.33	57.26	53.62	55.65	61.72	60.38
Ambience#Noise	60.14	60.22	69.82	70.79	69.84	70.93	73.61	73.94
Ambience#Space	52.90	53.19	62.97	64.39	63.40	64.70	70.47	72.16
Ambience#Sanitary	55.78	57.07	64.23	66.84	62.13	64.37	71.38	71.86
Food#Portion	48.48	49.22	55.90	57.69	43.67	43.87	54.54	53.28
Food#Taste	41.80	41.55	47.68	47.90	51.34	49.49	53.70	52.73
Food#Appearance	73.01	73.52	74.55	74.61	73.60	74.03	75.60	75.45
Food#Recommend	79.53	79.19	81.42	80.25	80.12	80.06	80.65	80.59

Fig.8 reveals that SCDA yields gains for TextRNN that surpass 10 percentage points in certain aspects, particularly Service#Timely and Ambience#Decoration on the test set. Interestingly, our analysis suggests that SCDA exhibits a stronger appeal towards the Ambience# series, resulting in notable improvements consistently exceeding 7%. However, the impact of SCDA appears to be relatively subdued for Price#Discount, Food#Appearance, and Food#Recommend, with gains of less than 2%. We speculate that the raw expressions associated with these three aspects may pose challenges in terms of their effective enrichment through SCDA. It is plausible that relevant

information may not be adequately captured by BERTRank, while the constrained capabilities of generators such as HMEG limit the discernibility of effects stemming from the model's exploration of additional six perspectives.

Fig.9 further highlights the prowess of SCDA, via remarkable performance gains for Transformer. Notably, SCDA leads to approximately a 10% enhancement in Food#Portion and a discernible impact on Ambience# series. It is worth noting that SCDA also yields impressive results in Food#Recommend, we believe this is attributed to Transformer's superior ability to capture features, despite any shortcomings in the representations of the additional six perspectives. In summary, the evaluation results unequivocally establish the effectiveness of SCDA.

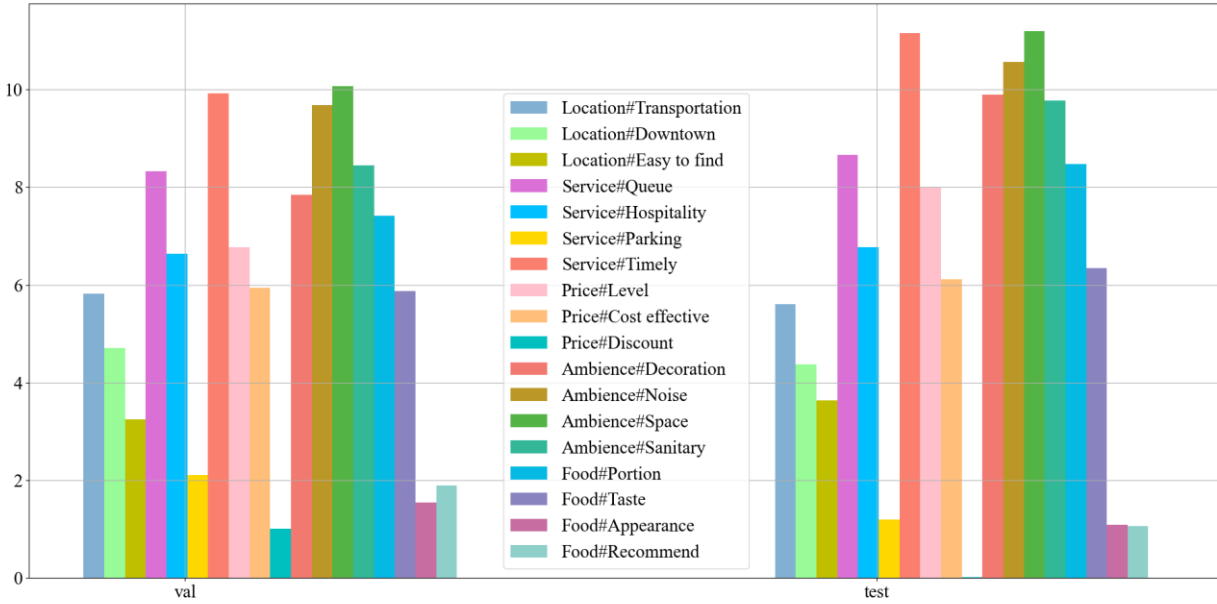


Fig.8: Gain brought by SCDA to TextRNN.

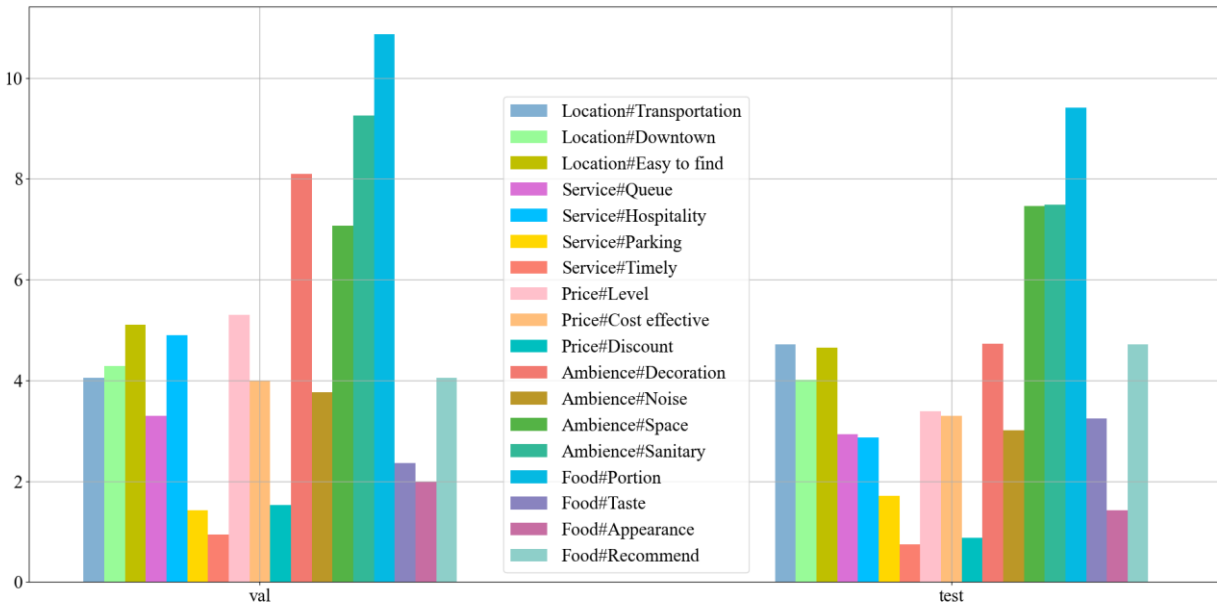


Fig.9: Gain brought by SCDA to Transformer.

Comparison experimental results

Table 4 and Fig.10 present the comparison experimental results (total aspects), which demonstrate the competitiveness of SCDA by yielding higher gains compared to DICT and EDA.

Table 4: Comparison results of SCDA with DICT and EDA.

Models	ACSA		Chnsenticorp	
	val	test	val	test
TextRNN + DICT	64.25	64.17	80.95	80.77
TextRNN + EDA	67.44	66.86	81.02	80.94
TextRNN + SCDA	69.31	69.98	81.65	81.38
Transformer + DICT	68.77	69.22	81.79	81.23
Transformer + EDA	70.52	71.03	81.81	81.88
Transformer + SCDA	72.96	72.81	82.28	82.54

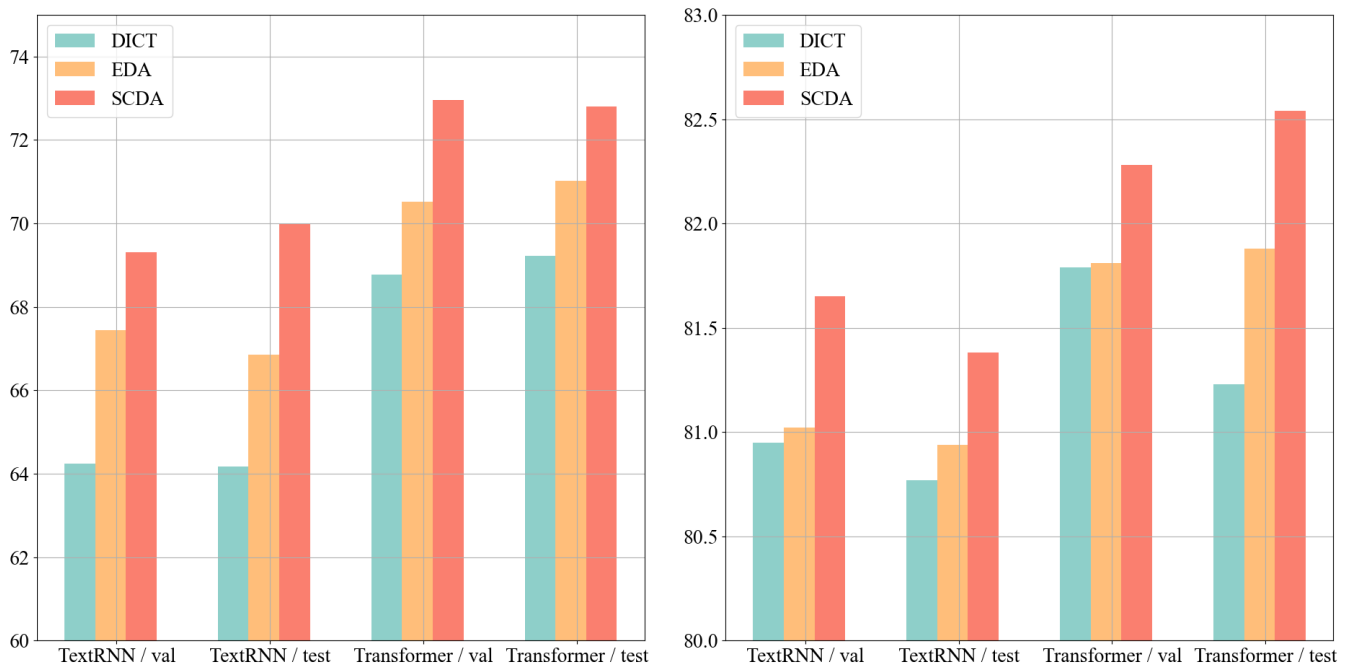


Fig.10: Comparison experimental results with ACSA (the left part) and Chnsenticorp (the right part).

Ablation experimental results

To assess the influence of each generator on SCDA, we conducted ablation experiments wherein we exclude each generator (spoonerism phenomenon expression generator SPEG, homophone meme expression generator HMEG, emoji encryption expression generator EEEG, inversion rhetoric expression generator IREG, decomposed expression generator DEG, and mobile data economizing expression generator MDEEG) one by one. The results (total aspects) are summarized in Table 5, accompanied by the corresponding fluctuation range of performance indicated within parentheses, and Fig.11 visually represents the variations observed during the ablation experiments.

Table 5: Results of ablation experiment.

TextRNN + SCDA	ACSA		Chnsenticorp	
	val	test	val	test
All	69.31	69.98	81.65	81.38
Without SPEG	68.97 (- 0.34)	69.07 (- 0.91)	81.22 (- 0.43)	80.70 (- 0.68)
Without HMEG	69.08 (- 0.23)	69.33 (- 0.65)	80.61 (- 1.04)	80.29 (- 1.09)
Without EEEG	69.14 (- 0.17)	69.21 (- 0.77)	80.53 (- 1.12)	80.16 (- 1.22)
Without IREG	68.92 (- 0.39)	68.95 (- 1.03)	80.87 (- 0.78)	80.80 (- 0.58)
Without DEG	69.05 (- 0.26)	69.46 (- 0.52)	80.85 (- 0.80)	81.21 (- 0.17)
Without MDEEG	69.77 (+ 0.46)	69.94 (- 0.04)	81.14 (- 0.51)	80.91 (- 0.47)
Transformer + SCDA				
All	72.96	72.81	82.28	82.54
Without SPEG	72.33 (- 0.63)	72.42 (- 0.39)	82.25 (- 0.03)	81.76 (- 0.78)
Without HMEG	71.99 (- 0.97)	71.97 (- 0.84)	81.78 (- 0.50)	81.41 (- 1.13)
Without EEEG	72.52 (- 0.44)	72.36 (- 0.45)	81.79 (- 0.49)	81.35 (- 1.19)
Without IREG	72.12 (- 0.84)	72.14 (- 0.65)	81.34 (- 0.94)	81.67 (- 0.87)
Without DEG	72.45 (- 0.51)	72.33 (- 0.48)	81.25 (- 1.03)	82.48 (- 0.06)
Without MDEEG	73.23 (+ 0.27)	73.00 (+ 0.19)	81.86 (- 0.42)	82.24 (- 0.30)

On ACSA, the absence of SPEG and IREG in TextRNN leads to a substantial decline in its performance, indicating their more impact on the model. For Transformer, HMEG and IREG stand out as more pronounced stimuli. Remarkably, IREG exerts a stronger influence on both models, and we suggest that this intriguing phenomenon can be attributed to the historical roots of inversion rhetoric expressions in the Chinese language and culture. The expression developed over time to meet the evolving demands of public discourse, have undergone a transformative journey. They originated from the need to maintain rhythmic harmony in ancient poetry and miscellaneous music, evolved to create a diverse aesthetic through deliberately structured sentence patterns in modern prose, and eventually found style in contemporary subcultures where they serve to highlight and emphasize sentiments in pursuit of "novelty". This expression exhibits a natural coherence with human cognition, allowing their meaning to be effortlessly comprehended and reconstructed by the cognitive functions of the brain. This innate harmony enables their difficulty-free integration into the linguistic and communicative fabric.

Chnsenticorp, to some extent, also maintains the stimulation from IREG while highlighting the impressive capabilities of HMEG and EEEG. We believe this is because Chnsenticorp primarily focuses on the single-dimensional polarity of sentiment that is opposition between positive and negative, where intuitive homophones and impactful emojis can serve to accentuate the expression of sentiments in this context.

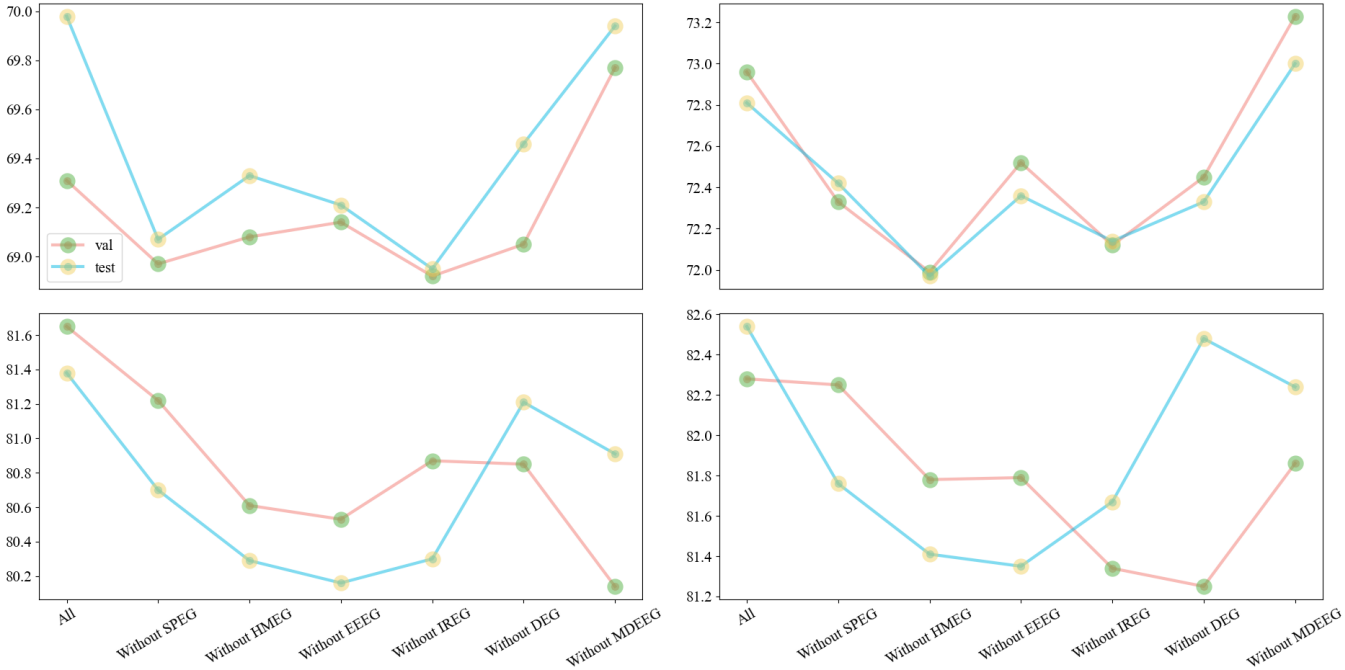


Fig.11: The fluctuation amplitude of performance, with TextRNN on the left and Transformer on the right. The red line is validation set, the blue one is test set. The first layer is ACSA, and the second one is Chnsenticorp.

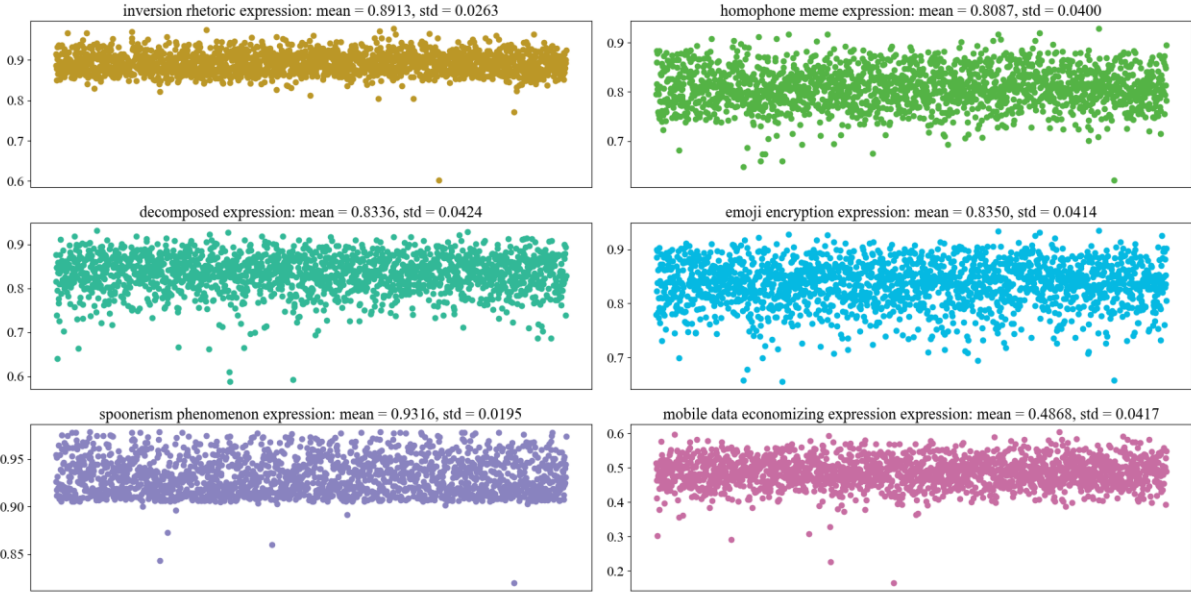


Fig.12: Similarity between subculture expression and original text on ACSA.

Interestingly, both TextRNN and Transformer exhibit performance gains on ACSA when MDEEG is excluded. This could be attributed to a potential contradiction with the original text, as the mobile data economizing expressions pertains to themes generated by GPT-2. These themes are relatively short in length, which may lead to biased interpretations or inevitable omissions of certain information. Our investigation into the similarity between subcultural expressions and the original text reveals that the mobile data economizing expression exhibits a relatively

low mean similarity of 0.4868 (with a standard deviation of 0.0417) compared to the original text. This to some extent explains why MDEEG has encumbered down the model, see Fig.12-13.

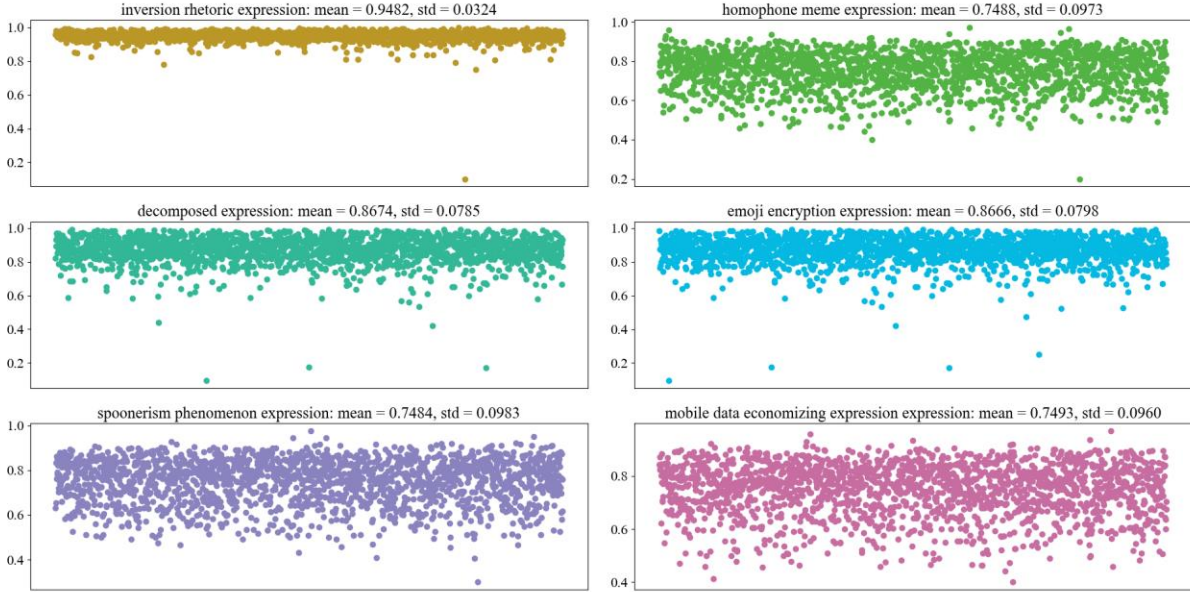


Fig.13: Similarity between subculture expression and original text on Chnsenticorp.

Moreover, in light of the observed phenomenon where MDEEG unexpectedly enhances the model's performance on Chnsenticorp, we also conjecture that ACSA, due to its wide granularity and multi-faceted polarity, is sensitive to the potential information omissions or biases in the mobile data economizing expression, thus impeding the model's ability to conduct nuanced sentiment analysis. Conversely, Chnsenticorp, with its singular focus on binary positive and negative polarities, benefits from MDEEG's thematic induction behavior of the training text, as it lends greater clarity and facilitates a more conducive environment for model training. To verify this idea, we conduct experiments on the enhanced data of mobile data economizing expressions themselves, and the results are shown in Table 6. We observe that the impact of the mobile data economizing expressions on model learning in Chnsenticorp is close to par with the original text, with performance differences fluctuating at approximately 4%. In contrast, ACSA exhibits performance differences of around 11%. These findings provide empirical evidence supporting our notion.

Table 6: Results on mobile data economizing expressions themselves vs. raw text.

Models / Datasets	ACSA		Chnsenticorp	
	val	test	val	test
TextRNN → raw text	63.11	63.34	80.36	80.07
TextRNN → mobile data economizing expression	51.24 (–11.87)	53.09 (–10.25)	76.45 (–3.91)	75.33 (–4.74)
Transformer → raw text	68.31	68.90	81.63	80.60
Transformer → mobile data economizing expression	57.97 (–10.34)	57.65 (–11.25)	76.71 (–4.92)	76.52 (–40.08)

In conclusion, our data augmentation method, SCDA, has proven to be effective through the innovative application of subcultural expressions. The introduction of these novel expressions has indeed contributed to the improvement of sentiment analysis.

DISCUSSION

The successful implementation of SCDA and its positive impact on sentiment analysis highlight the potential of incorporating subcultural expressions into natural language processing tasks. This demonstrates the importance of exploring diverse linguistic and cultural phenomena to enhance the accuracy and robustness of sentiment analysis models. The findings also suggest the value of incorporating linguistic variations into data augmentation techniques to better capture the nuances and intricacies of sentiment expression in different contexts.

The designed generators indeed provide a valuable contribution to data augmentation by incorporating subculture expressions. While it may be challenging to cover the entire realm of subculture expressions due to its vast and diverse nature, the inclusion of six common aspects is a significant step forward. These aspects offer a foundation for studying subculture expressions and enhancing sentiment analysis models. To further enrich this study, future research can focus on expanding the coverage of subculture expressions. This can be achieved by incorporating more diverse and specific subcultures, considering regional and cultural variations, and exploring emerging trends and expressions within subcultures. By continuously exploring and updating the generators, researchers can stay up-to-date with the evolving subculture landscape and provide more comprehensive data augmentation techniques. Additionally, it would be beneficial to validate the effectiveness of the proposed generators in sentiment analysis tasks. Conducting experiments and evaluations using various sentiment analysis models and datasets can provide insights into how well the augmented data captures subculture expressions and improves model performance. This would help establish the practical applicability and generalizability of the generators in real-world sentiment analysis scenarios. Furthermore, considering the ethical implications of using subculture expressions in sentiment analysis is crucial. Subcultures often arise from specific communities or groups, and their expressions may carry sensitive or exclusive meanings. We should be mindful of potential biases or misinterpretations that may arise from the use of subculture expressions in sentiment analysis models, which is one of limitations). Subsequent research could Incorporate ethical considerations, diversity, and inclusivity into the research process to ensure that the generated data respects and represents different subcultures in a responsible manner.

One limitation of the designed generators is that GPT2, used for mobile data economizing expressions, may generate words with polarity transitions. This may introduce bias in the polarity of the enhanced data, such as the word "rare". Another limitation is observed in the decomposed expression generator, where breaking down phrases into parts may lead to deviational meanings. For instance, "怀(huai)" in the positive sentiment word "怀念(nostalgia)", which will be generated as the negative sentiment "心不(reluctance)". The third limitation arises in the inversion rhetoric expression generator, as it may inadvertently change the sentiment of the original text, particularly with

double negatives, such as expressions like "不得不说" (have to say). To address the first two limitations, future research could incorporate a sentiment analysis component during the data augmentation process, by analyzing the sentiment of the enhanced words and ensuring they align with the original sentiment of the text. To mitigate the third limitation, future research could establish rules or constraints specific to inversion rhetoric expressions by carefully defining the conditions under which inversion can occur and ensuring that the generated expressions do not deviate from the original sentiment. By acknowledging these limitations and working towards their resolution, future research can make significant strides in advancing the effectiveness and reliability of subculture-based data augmentation techniques for sentiment analysis tasks.

Through extensive investigations, we make an interesting discovery regarding the spoonerism phenomenon expression or inversion rhetoric expression, called T'. We observe that there exists a linear relationship between the T' and the original text T, which is reversible. We hold the following text treated as a vector as an example.

T = (把, 泪, 目, 打, 在, 公, 屏, 上) (Input 'Tear Eyes' onto the screen)

T' = (把, 公, 屏, 打, 在, 泪, 目, 上) (Input 'Screen' onto the tear eyes)

Obviously, both vector T and vector T' have 8 elements, which can be considered as the 8 bases of their respective linear spaces. In this regard, there is a linear transformation ψ between T and T' that satisfies $T = \psi T'$. Let the maximum non-repeating element in T and T' be the base vector e , that is,

$e_1 = \text{把}; e_2 = \text{泪}; e_3 = \text{目}; e_4 = \text{打}; e_5 = \text{在}; e_6 = \text{公}; e_7 = \text{屏}; e_8 = \text{上}$.

There is a matrix equation:

$$T = \begin{pmatrix} 1 & & & & & & & \\ & 1 & & & & & & \\ & & 1 & & & & & \\ & & & 1 & & & & \\ & & & & 1 & & & \\ & & & & & 1 & & \\ & & & & & & 1 & \\ & & & & & & & 1 \end{pmatrix} \begin{pmatrix} e_1 \\ e_2 \\ e_3 \\ e_4 \\ e_5 \\ e_6 \\ e_7 \\ e_8 \end{pmatrix} = Ie, \quad T' = \begin{pmatrix} 1 & & & & & & & \\ & 0 & & & 1 & & & \\ & & 0 & & & 1 & & \\ & & & 1 & & & & \\ & & & & 1 & & & \\ & 1 & & & & 0 & & \\ & & 1 & & & & 0 & \\ & & & & & & & 1 \end{pmatrix} \begin{pmatrix} e_1 \\ e_2 \\ e_3 \\ e_4 \\ e_5 \\ e_6 \\ e_7 \\ e_8 \end{pmatrix} = Ae$$

We perceive that the matrix is invertible $A = A^{-1}$, indicating that $T = \psi T'$ and $T' = \psi T$ hold true. This sheds light on the inherent structure and logic behind these linguistic phenomena. This discovery opens up avenues for further exploration and improvement in this area. Future research can delve deeper into understanding the underlying mechanisms and implications of this linear relationship. By studying the A matrix and its properties, researchers can gain insights into the fundamental principles governing the generation and interpretation of these expressions. Exploring the invertibility of the matrix A and its implications for language processing and comprehension can provide valuable insights into human communication and expression.

The notion that people express themselves based on the premise that logic can be restored is an intriguing aspect to consider. This observation suggests that individuals, when using spoonerism or inversion rhetoric expressions, implicitly rely on the listener's ability to decipher and reconstruct the original logical structure. Investigating the cognitive processes involved in decoding and understanding these expressions can lead to a better understanding of human language comprehension and the role of context in communication. To advance this research, future studies can focus on several aspects. First, exploring the properties and characteristics of the matrix A in different linguistic contexts and languages can help establish a more comprehensive understanding of the reversible nature of these expressions. Additionally, investigating the cognitive mechanisms and neural processes underlying the interpretation of reversible expressions can provide insights into the neural basis of language processing and comprehension. Furthermore, examining the potential applications of this discovery in natural language processing and sentiment analysis can contribute to the development of more sophisticated language models and sentiment analysis algorithms. By incorporating the insights gained from the reversible nature of these expressions, researchers can enhance the performance and accuracy of sentiment analysis systems and improve their ability to interpret and understand subculture-based linguistic variations.

CONCLUSION

This paper captures the sentiment analysis within the emerging subcultures prevalent in today's online landscape, and explores whether the utilization of subculture expressions as augmented data can enhance the performance of sentiment analysis models, particularly in scenarios with limited training data. In this regard, we devise six expression generators corresponding to six distinct subculture categories, allowing for the generation of six different expanded text for each training one. This study employs Chinese restaurant reviews, and hotel reviews as datasets, and conducts experiments using the TextRNN and Transformer. The results provide comprehensive evidence of the effectiveness of the proposed approach and offer insightful findings from various perspectives. By augmenting the training data with subculture-based expressions, sentiment analysis models can potentially develop a better understanding of the subtleties and intricacies within different subcultures, leading to improved performance in sentiment analysis tasks. And there is an ingenious connection between subculture expression and human speech cognition. Our study paves the way for captivating avenues of exploration, inspiring future endeavors to delve deeper into the intricate interplay between information, emotions, and culture.

ACKNOWLEDEMENTS

This work is supported by the major program of Renmin University of China (No.21XNL019).

REFERENCE

- Abonizio, H. Q., Paraiso, E. C., & Barbon, S. (2021). Toward text data augmentation for sentiment analysis. *IEEE Transactions on Artificial Intelligence*, 3(5), 657-668. <https://doi.org/10.1109/tai.2021.3114390>
- Alqudah, R., Al-Mousa, A. A., Hashyeh, Y. A., & Alzaibaq, O. Z. (2023). A systemic comparison between using augmented data and synthetic data as means of enhancing wafermap defect classification. *Computers in Industry*, 145, 103809. <https://doi.org/10.1016/j.compind.2022.103809>
- Amit, V., & Wulff, H. (Eds.). (2022). *Youth cultures: A cross-cultural perspective*. Taylor & Francis. <https://doi.org/10.4324/9781003333487>
- Bennett, A., & Kahn-Harris, K. (Eds.). (2020). *After subculture: Critical studies in contemporary youth culture*. Bloomsbury Publishing.
- Bi, Y. (2022). Sentiment classification in social media data by combining triplet belief functions. *Journal of the Association for Information Science and Technology*, 73(7), 968-991. <https://doi.org/10.1002/asi.24605>
- Bueno, I., Carrasco, R. A., Ureña, R., & Herrera-Viedma, E. (2022). A business context aware decision-making approach for selecting the most appropriate sentiment analysis technique in e-marketing situations. *Information Sciences*, 589, 300-320. <https://doi.org/10.1016/j.ins.2021.12.080>
- Bu J, Ren L, Zheng S, Yang Y, Wang J, Zhang F, Wu W. (2021) ASAP: A Chinese Review Dataset Towards Aspect Category Sentiment Analysis and Rating Prediction. *ACL*, 2069-2079. <https://doi.org/10.18653/v1/2021.naacl-main.167>
- Chen, Z., Huang, Y., Tian, J., Liu, X., Fu, K., & Huang, T. (2015). Joint model for subsentence-level sentiment analysis with Markov logic. *Journal of the Association for Information Science and Technology*, 66(9), 1913-1922. <https://doi.org/10.1002/asi.23301>
- Chen, Z. T. (2021). Poetic prosumption of animation, comic, game and novel in a post-socialist China: A case of a popular video-sharing social media Bilibili as heterotopia. *Journal of Consumer Culture*, 21(2), 257-277. <https://doi.org/10.1177/1469540518787574>
- Chung, W., & Zeng, D. (2016). Social-media-based public policy informatics: Sentiment and network analyses of US Immigration and border security. *Journal of the Association for Information Science and Technology*, 67(7), 1588-1606. <https://doi.org/10.1002/asi.23449>
- Cruz, N. P., Taboada, M., & Mitkov, R. (2016). A machine-learning approach to negation and speculation detection for sentiment analysis. *Journal of the Association for Information Science and Technology*, 67(9), 2118-2136. <https://doi.org/10.1002/asi.23533>
- Cunha, W., Viegas, F., França, C., Rosa, T., Rocha, L., & Gonçalves, M. A. (2023). A Comparative Survey of Instance Selection Methods applied to NonNeural and Transformer-Based Text Classification. *ACM Computing Surveys*. <https://doi.org/10.1145/3582000>
- De Kloet, J., & Fung, A. Y. (2016). *Youth cultures in China*. John Wiley & Sons.
- Elton, W. R. (2016). *Shakespeare's Troilus and Cressida and the Inns of Court revels*. Routledge. <https://doi.org/10.4324/9781315243313-19>

- Feldman, R. (2013). Techniques and applications for sentiment analysis. *Communications of the ACM*, 56(4), 82-89. <https://doi.org/10.1145/2436256.2436274>
- Fitz, H., & Chang, F. (2017). Meaningful questions: The acquisition of auxiliary inversion in a connectionist model of sentence production. *Cognition*, 166, 225-250. <https://doi.org/10.1016/j.cognition.2017.05.008>
- Franco, C. L., & Fugate, J. M. (2020). Emoji face renderings: Exploring the role emoji platform differences have on emotional interpretation. *Journal of Nonverbal Behavior*, 44(2), 301-328. <https://doi.org/10.1007/s10919-019-00330-1>
- Gohil, S., Vuik, S., & Darzi, A. (2018). Sentiment analysis of health care tweets: review of the methods used. *JMIR public health and surveillance*, 4(2), e5789. <https://doi.org/10.2196/publichealth.5789>
- Guerra, P. (2020). Under-Connected: Youth subcultures, resistance and sociability in the Internet age. *Hebdige and Subculture in the Twenty-First Century: Through the Subcultural Lens*, 207-230. https://doi.org/10.1007/978-3-030-28475-6_10
- Gupta, R. (2019). Data augmentation for low resource sentiment analysis using generative adversarial networks. In *ICASSP 2019-2019 IEEE International Conference on Acoustics, Speech and Signal Processing (ICASSP)* (pp. 7380-7384). <https://doi.org/10.1109/icassp.2019.8682544>
- Hsu, T. W., Chen, C. C., Huang, H. H., & Chen, H. H. (2021). Semantics-preserved data augmentation for aspect-based sentiment analysis. *EMNLP*, 4417-4422. <https://doi.org/10.18653/v1/2021.emnlp-main.362>
- Hussein, D. M. E. D. M. (2018). A survey on sentiment analysis challenges. *Journal of King Saud University-Engineering Sciences*, 30(4), 330-338. <https://doi.org/10.1016/j.jksues.2016.04.002>
- Jensen, S. Q. (2018). Towards a neo-Birminghamian conception of subculture? History, challenges, and future potentials. *Journal of Youth Studies*, 21(4), 405-421. <https://doi.org/10.1080/13676261.2017.1382684>
- Jin, W., Zhao, B., Zhang, L., Liu, C., & Yu, H. (2023). Back to common sense: Oxford dictionary descriptive knowledge augmentation for aspect-based sentiment analysis. *Information Processing & Management*, 60(3), 103260. <https://doi.org/10.1016/j.ipm.2022.103260>
- Kauffmann, E., Peral, J., Gil, D., Ferrández, A., Sellers, R., & Mora, H. (2020). A framework for big data analytics in commercial social networks: A case study on sentiment analysis and fake review detection for marketing decision-making. *Industrial Marketing Management*, 90, 523-537. <https://doi.org/10.1016/j.indmarman.2019.08.003>
- Liesting, T., Frasinca, F., & Truşcă, M. M. (2021). Data augmentation in a hybrid approach for aspect-based sentiment analysis. In *Proceedings of the 36th Annual ACM Symposium on Applied Computing* (pp. 828-835). <https://doi.org/10.1145/3412841.3441958>
- Liu, J., Zhou, Z., Gao, M., Tang, J., & Fan, W. (2023). Aspect sentiment mining of short bullet screen comments from online TV series. *Journal of the Association for Information Science and Technology*, 1– 20. <https://doi.org/10.1002/asi.24800>
- Liu, L., Ding, B., Bing, L., Joty, S., Si, L., & Miao, C. (2021). MuDA: A multilingual data augmentation framework for low-resource cross-lingual NER. In *Proceedings of the 59th Annual Meeting of the Association for Computational Linguistics and the 11th International Joint Conference on Natural Language Processing* (pp. 5834-5846). <https://doi.org/10.18653/v1/2021.acl-long.453>
- Medhat, W., Hassan, A., & Korashy, H. (2014). Sentiment analysis algorithms and applications: A survey. *Ain Shams engineering journal*, 5(4), 1093-1113. <https://doi.org/10.1016/j.asej.2014.04.011>

- Melo, P. F., Dalip, D. H., Junior, M. M., Gonçalves, M. A., & Benevenuto, F. (2019). 10SENT: A stable sentiment analysis method based on the combination of off-the-shelf approaches. *Journal of the Association for Information Science and Technology*, 70(3), 242-255. <https://doi.org/10.1002/asi.24117>
- Niu, S., Peng, Y., Li, B., & Wang, X. (2023). A transformed-feature-space data augmentation method for defect segmentation. *Computers in Industry*, 147, 103860. <https://doi.org/10.1016/j.compind.2023.103860>
- Paltoglou, G. (2016). Sentiment-based event detection in Twitter. *Journal of the Association for Information Science and Technology*, 67(7), 1576-1587. <https://doi.org/10.1002/asi.23465>
- Qiyang, Z., & Jung, H. (2019). Learning and sharing creative skills with short videos: A case study of user behavior in tiktok and bilibili. In *Int. Assoc. Soc. Des. Res. Conf* (No. 10, pp. 25-50). <https://iasdr2019.org/uploads/files/Proceedings/le-f-1209-Zho-Q.pdf>
- Ren, J., Dong, H., Padmanabhan, B., & Nickerson, J. V. (2021). How does social media sentiment impact mass media sentiment? A study of news in the financial markets. *Journal of the Association for Information Science and Technology*, 72(9), 1183-1197. <https://doi.org/10.1002/asi.24477>
- Schmidt, L., & de Kloet, J. (2017). Bricolage: Role of media. *The international encyclopedia of media effects*, 1-9. <https://doi.org/10.1002/9781118783764.wbieme0116>
- Shen, D., Zheng, M., Shen, Y., Qu, Y., & Chen, W. (2020). A simple but tough-to-beat data augmentation approach for natural language understanding and generation. *arXiv preprint arXiv:2009.13818*. <https://arxiv.org/abs/2009.13818>
- Shorten, C., & Khoshgoftaar, T. M. (2019). A survey on image data augmentation for deep learning. *Journal of big data*, 6(1), 1-48. <https://doi.org/10.1186/s40537-019-0197-0>
- Sinha, A., Kedas, S., Kumar, R., & Malo, P. (2022). SEntFin 1.0: Entity-aware sentiment analysis for financial news. *Journal of the Association for Information Science and Technology*, 73(9), 1314-1335. <https://doi.org/10.1002/asi.24634>
- Song, M., Feng, Y., & Jing, L. (2023). A Survey on Recent Advances in Keyphrase Extraction from Pre-trained Language Models. *Findings of the Association for Computational Linguistics: EAACL 2023*, 2108-2119. <https://aclanthology.org/2023.findings-eacl.161>
- Sun, Y., & Lee, J. (2020). The Relationship between Commerce and Virtual Singer Fandom as a Subculture: The Case of Luo Tianyi. *Int. J. Art Cult. Technol*, 4, 35-42. <http://dx.doi.org/10.21742/ijact.2020.4.2.01>
- Tracz, J., Wójcik, P. I., Jasinska-Kobus, K., Belluzzo, R., Mroczkowski, R., & Gawlik, I. (2020). BERT-based similarity learning for product matching. In *Proceedings of Workshop on Natural Language Processing in E-Commerce* (pp. 66-75). <https://aclanthology.org/2020.ecomnlp-1.7>
- Verma, S. (2022). Sentiment analysis of public services for smart society: Literature review and future research directions. *Government Information Quarterly*, 39(3), 101708. <https://doi.org/10.1016/j.giq.2022.101708>
- Wei, J., & Zou, K. (2019). Eda: Easy data augmentation techniques for boosting performance on text classification tasks. In *Proceedings of the 2019 Conference on Empirical Methods in Natural Language Processing and the 9th International Joint Conference on Natural Language Processing (EMNLP-IJCNLP)* (pp. 6383-6389). <https://doi.org/10.18653/v1/d19-1670>

- Wong, J., Lee, C., Long, V. K., Wu, D., & Jones, G. M. (2021). "Let's Go, Baby Forklift!": Fandom Governance and the Political Power of Cuteness in China. *Social Media+ Society*, 7(2), 20563051211024960. <https://doi.org/10.1177/20563051211024960>
- Xiang, R., Chersoni, E., Lu, Q., Huang, C. R., Li, W., & Long, Y. (2021). Lexical data augmentation for sentiment analysis. *Journal of the Association for Information Science and Technology*, 72(11), 1432-1447. <https://doi.org/10.1002/asi.24493>
- Yan, E., Chen, Z., & Li, K. (2020). Authors' status and the perceived quality of their work: Measuring citation sentiment change in nobel articles. *Journal of the Association for Information Science and Technology*, 71(3), 314-324. <https://doi.org/10.1002/asi.24237>
- Yang, X., Li, Y., Li, Q., Liu, D., & Li, T. (2022). Temporal-spatial three-way granular computing for dynamic text sentiment classification. *Information Sciences*, 596, 551-566. <https://doi.org/10.1016/j.ins.2022.03.036>
- Yang, Y., Malaviya, C., Fernandez, J., Swayamdipta, S., Bras, R. L., Wang, J. P., ... & Downey, D. (2020). Generative data augmentation for commonsense reasoning. arXiv preprint arXiv:2004.11546. <https://arxiv.org/abs/2004.11546>
- Yildirim, G. (2022). A novel grid-based many-objective swarm intelligence approach for sentiment analysis in social media. *Neurocomputing*, 503, 173-188. <https://doi.org/10.1016/j.neucom.2022.06.092>
- Yule, G. (2022). *The study of language*. Cambridge university press.
- Zhang, L., Wang, S., & Liu, B. (2018). Deep learning for sentiment analysis: A survey. *Wiley Interdisciplinary Reviews: Data Mining and Knowledge Discovery*, 8(4), e1253. <https://doi.org/10.1002/widm.1253>
- Zhang, X., Zhao, J., & LeCun, Y. (2015). Character-level convolutional networks for text classification. In *Advances in neural information processing systems*, 649–657. <https://arxiv.org/abs/1502.01710>