

CREHate: A CROss-cultural English Hate Speech Dataset

Nayeon Lee¹, Chani Jung^{1,*}, Junho Myung^{1,*}, Jiho Jin¹,

Jose Camacho-Collados², Juho Kim¹, Alice Oh¹

¹KAIST, ²Cardiff University

{nlee0212, 1016chani, junho00211, jinjh0123}@kaist.ac.kr,
camachocolladosj@cardiff.ac.uk, juhokim@kaist.ac.kr, alice.oh@kaist.edu

Abstract

Warning: this paper contains content that may be offensive or upsetting.

Most NLP datasets neglect the cultural diversity among language speakers, resulting in a critical shortcoming in hate speech detection and other culturally sensitive tasks. To address this, we introduce **CREHate**, a **CROss-cultural English Hate** speech dataset. To construct CREHate, we follow a two-step procedure: 1) culture-specific post collection and 2) cross-cultural annotation. We sample posts from the SBIC dataset, which predominantly represents North America, and collect posts from four geographically diverse English-speaking countries using culture-specific hate speech keywords that we retrieve from our survey. Annotations are then collected from those four English-speaking countries plus the US to establish representative labels for each country. Our analysis highlights statistically significant disparities in cross-cultural hate speech annotations. Only 56.2% of the posts in CREHate achieve consensus among all five countries, with a peak pairwise disagreement rate of 26%. The annotations show that label disagreements tend to come from the inherent cultural context, subjectivity, and ambiguity of the posts. Lastly, we develop cross-cultural hate speech classifiers that are more accurate at predicting each country’s labels than the monocultural classifiers. This confirms the utility of CREHate for constructing culturally sensitive hate speech classifiers.

1 Introduction

Identifying hate speech is highly subjective and relies heavily on an annotator’s understanding and knowledge of the cultural context (Aroyo et al., 2019; Waseem, 2016). Unfortunately, existing English hate speech datasets often overlook the cultural diversity within the posts and the annotators.

They are mostly composed of posts from Twitter (Table 1), in which the user demographics in terms of their country of residence are heavily skewed¹. Furthermore, annotators’ geographic location is either neglected or limited to only one or two countries, despite English being spoken in over 50 countries². This limitation hinders the datasets’ ability to capture diverse viewpoints. Figure 1 illustrates how people from different countries show varying hate speech annotations on identical posts. While looking at five countries does not necessarily capture the full extent of cultural diversity of English speakers, and even within the same country there are cultural differences among them, from now on, we assume that annotators from those countries understand and represent the main cultural norms, and therefore their geographic diversity leads directly to cultural diversity. We also deliberately choose countries from vastly different parts of the world. More details about the annotators are in Section §3.

We construct **CREHate**³, a **CROss-cultural English Hate** speech dataset, comprising 1,580 online posts annotated by individuals from five distinct English-speaking countries: Australia (AU), the United Kingdom (GB), Singapore (SG), the United States (US), and South Africa (ZA)⁴. Construction of CREHate is done in a 2-step procedure: 1) culture-specific post collection and 2) cross-cultural annotation. For culture-specific post collection, we collect a total of 600 posts from YouTube and Reddit using search keywords retrieved from a survey from four countries: AU, GB, SG, and

¹The United States has the highest number of Twitter users by country (<https://datareportal.com/essential-twitter-stats>).

²The World Factbook, Languages (<https://www.cia.gov/the-world-factbook/field/languages/>)

³We will publicly release our CREHate dataset and codes when the paper is accepted.

⁴Two-letter ISO country codes (<https://www.iso.org/iso-3166-country-codes.html>).

*Equal contribution.

Datasets	Source	Platform	Annotator Country
MLMA (Ousidhoum et al., 2019)	Twitter	MTurk	N/A
ImplicitHateCorpus (ElSherief et al., 2021)	Twitter	MTurk	N/A
SBIC (Sap et al., 2020)	Twitter, Reddit, Gab, Stormfront	MTurk	US, CA
HateXplain (Mathew et al., 2021)	Twitter, Gab	CrowdFlower	N/A
OLID (Zampieri et al., 2019)	Twitter	CrowdFlower	N/A
Davidson et al. (2017)	Twitter	CrowdFlower	N/A
Founta et al. (2018)	Twitter	CrowdFlower	N/A
CREHate (Ours)	SBIC, Reddit, YouTube	MTurk, Prolific, Tictag	AU, US, GB, ZA, SG

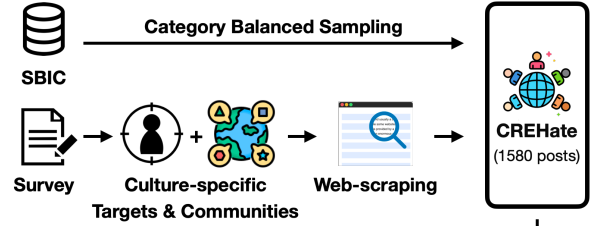
Table 1: Toxic language corpus annotated using crowdsourcing platforms. MTurk refers to Amazon Mechanical Turk, and CA refers to Canada. The authors of current datasets neglect or limit the cultural backgrounds of the annotators and posts.

ZA. We also sample 980 posts from SBIC (Sap et al., 2020), a dataset of social media posts annotated with social bias implications about diverse target groups, primarily reflecting a North American perspective (Table 1). During the cross-cultural annotation stage, five annotators from each country annotate each post to establish representative labels for each country, which is used to analyze cross-cultural differences in hate speech annotation. The overview of the dataset construction process is shown in Figure 1.

We conduct a chi-squared test on the cross-cultural annotations of CREHate and demonstrate significant differences across them. Only 56.2% of the entire posts received unanimous label agreement across all five countries, and the average pairwise agreement between countries was 78.8%, with a maximum disagreement of 26.0%. The pairwise label agreement distribution among countries exhibits a notable deviation from that of randomly selected annotator groups, with its average being 2.58σ lower than that of the random groups. Furthermore, by conducting a qualitative analysis of potential reasons for label disagreements, we show that the primary contributing factors are likely the inherent cultural context, subjectivity, and ambiguity within the posts.

Additionally, we present hate speech classifiers that can be tailored to different cultural contexts

1. Culture-specific Post Collection



2. Cross-cultural Annotations

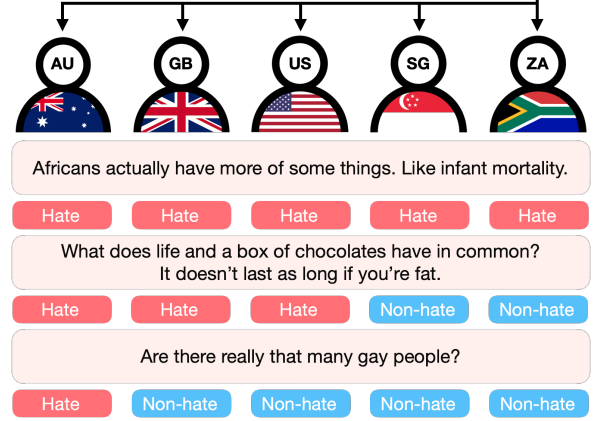


Figure 1: Illustration of the two-step procedure of CREHate construction; 1) culture-specific post collection and 2) cross-cultural annotation. We show examples of how annotations on identical posts differ across countries.

with the help of CREHate. These classifiers employ various training techniques, including multi-labeling, multi-task learning, and culture tagging, to discern distinct labels for each country within a unified model. Our approach achieves an accuracy improvement of up to 8.2% when compared to the separate models trained on each country’s labels, presenting a step towards creating more equitable and culturally sensitive automated content moderation systems.

Our main contributions are as follows:

- We build CREHate, a cross-cultural English hate speech dataset including posts and annotations from diverse cultural backgrounds.
- Through quantitative and qualitative analysis, we identify significant variations in hate speech annotations attributed to the cultural backgrounds of the posts and the annotators.
- We adopt various techniques to construct culturally adaptive hate speech classifiers using CREHate.

2 Related Work

Impact of Annotator Demographics Annotator demographics, such as gender, affect their annotations in NLP datasets (Biestner et al., 2022). Hate speech detection is particularly a subjective task where the demographics can affect the annotations, inter-annotator agreement (IAA), and classifier performance (Waseem, 2016; Sap et al., 2022; Goyal et al., 2022; Larimore et al., 2021; Binns et al., 2017).

Cultural Considerations in Hate Speech Detection Recent research in offensive language has looked into cross-cultural differences as well as building datasets in a variety of languages (Lee et al., 2023; Jeong et al., 2022; Jin et al., 2023; Arango Monnar et al., 2022; Deng et al., 2022; Demus et al., 2022; Mubarak et al., 2022; Álvarez-Carmona et al., 2018), but these papers assume incorrectly that a single language reflects a single culture. For instance, English is spoken by a culturally diverse population, necessitating the consideration of cultural differences among English speakers. Arango Monnar et al. (2022) built the first hate speech dataset for Chilean Spanish to enrich the cultural diversity of Spanish datasets. They evaluated knowledge transfer performance on another Spanish dataset with different cultural backgrounds, but the impact of cultural background on annotations was unexplored. In this paper, we conduct a comprehensive study of how hate speech and its annotations vary across English speakers from different cultures.

Multiple Cultures in English NLP Frenda et al. (2023) developed a corpus specifically for irony detection, emphasizing the impact of annotator diversity on the resulting annotations. They collected posts for irony detection and gathered annotators from five English-speaking countries: Ireland, India, GB, US, and AU. Our study, focusing on hate speech detection, extends the scope by collecting posts as well as annotations from different cultures and investigate the annotation disparities stemming from cultural variations.

3 Dataset Construction

To construct CREHate, we follow a 2-step procedure: 1) culture-specific post collection and 2) cross-cultural annotation. CREHate consists of 1,580 posts, each with five labels representing five countries, resulting in a total of 7,900 labels.

English-Speaking Countries We choose one country from each continent to ensure geographical diversity for our annotator pool, while also considering cultural differences within and outside the Anglo-American sphere of influence (Cox and O’Connor, 2020; Gamble, 2021). Specifically, we select three core Anglosphere countries—AU, GB, and US (Davies et al., 2013)—and two additional countries where English is the official language but not necessarily the primary language—SG and ZA (Khokhlova, 2015; Tan, 1997).

3.1 Culture-specific Post Collection

3.1.1 Sampling from SBIC

To incorporate hate speech targeting diverse groups, we choose to sample posts from the SBIC dataset (Sap et al., 2020). Posts in SBIC originate from subReddits, microaggressions corpus (Breitfeller et al., 2019), Twitter (Founta et al., 2018; Davidson et al., 2017; Waseem and Hovy, 2016), and hate sites (Gab⁵, Stormfront (de Gibert et al., 2018)). The dataset contains annotations of which target groups and minorities are targeted within each post. From SBIC, we sample 980 posts while balancing the target group categories, including *race/ethnicity*, *gender/sexuality*, *religion/culture*, *victims*, *disability*, *social/political*, and *body/age*. To prioritize our analysis on hate speech rather than non-hate speech, we maintain a 2:1 ratio between targeted and non-targeted posts in our sampled SBIC data.

3.1.2 Collecting Culture-Specific Samples

The source of SBIC’s posts are culturally skewed towards the US⁶, resulting in a bias towards prevalent target groups and cultural context of the US. To address this potential cultural bias, we have collected 600 culture-specific online posts from four English-speaking countries: AU, GB, SG, and ZA. We select 150 culture-specific posts from each country, collectively referred to as CP and individually labeled as CP_{AU}, CP_{GB}, CP_{SG}, and CP_{ZA}.

Search Keywords Collection To efficiently gather hate speech posts, we employ a keyword-based search using words that refer to specific demographic groups that are often subjected to

⁵https://files.pushshift.io/gab/GABPOSTS_CORPUS.xz

⁶Reddit and Gab’s users are mostly from the US (<https://www.semrush.com/website/reddit.com/overview/>, <https://www.semrush.com/website/gab.com/overview/>).

Source	Reddit	YouTube
AU	r/australia, r/Australian, r/melbourne, r/sydney, r/perth, r/brisbane, r/Adelaide	Sky News Australia
GB	r/unitedkingdom, r/CasualUK, r/england, r/Scotland, r/Wales, r/northernireland	SkyNews, GBNews
SG	r/singapore, r/SingaporeRaw, r/singaporehappenings, r/singapuraa	CNA, The Straits Times
ZA	r/southafrica, r/RSA, r/capetown, r/johannesburg, r/Durban, r/Pretoria	SABC News, eNCA

Table 2: Data sources for each country. We crawled comments from country-specific subreddits and news platforms’ YouTube channels.

hate. To obtain the most appropriate and culturally relevant keywords, we recruit workers whose nationality and current residency match our target country. We ask them to provide commonly targeted groups and possible hateful keywords that may refer to them within their culture. We collect target groups in *Race/Ethnicity*, *Gender/Gender Identity/Sexuality*, and *Culture/Origin/Religion*, as these are the three main categories within the original SBIC dataset. Limiting the number of categories allows us to collect sufficient posts from each category and culture. We continue collecting until we gather at least 20 keywords per country.

Post Candidate Crawling To find appropriate websites for post crawling, we ask the workers to identify popular social media and news platforms in their respective countries. As a result, we select Reddit as our primary social media platform for collecting comments, as it is widely used across all countries. We crawl comments from YouTube channels of commonly reported news organizations in each country due to higher comment volume than news websites. Specific subReddits and news sites are shown in Table 2⁷. On Reddit, we extract all comments on the posts including the target groups or the keywords. On YouTube, we search using the query, ‘<media name> + <target group>’, to locate comments related to the target groups (e.g., ‘BBC news pakistani’). We only include comments written in 2020 or later for an up-to-date dataset.

Post Filtering To ensure that we have enough potentially hateful posts in our dataset, we go through a pre-annotation stage. The process begins by randomly selecting 300 comments from each country, balancing those from Reddit and YouTube. We then obtain two annotations per comment from the

⁷Note that there is only one news platform for Australia, as no other YouTube channels of news sites provided by the workers allow comments.

	AU	GB	US	SG	ZA
No. of Annotators	216	405	166	103	173
Gender (%)					
male	51.18	45.23	53.61	54.46	50.60
female	46.45	52.76	46.39	44.55	48.81
non-binary	2.37	2.01	-	0.99	0.60
Ethnicity (%)					
Asian	23.70	4.27	4.22	100.00	3.57
Black	0.47	2.76	6.63	-	78.57
Hispanic	-	0.25	0.60	-	-
Middle Eastern	1.90	0.25	0.60	-	0.60
White	67.30	89.20	86.75	-	10.71
Other	6.64	3.27	1.20	-	6.55

Table 3: Annotator demographic statistics from each country. We only include demographic categories were shown to significantly affect the label disagreements as mentioned in Section §4.1.

source country of the comments. Subsequently, we curate a collection of 150 comments by selecting 50 comments from each of the three hate annotation counts, ranging from 0 to 2. With this procedure, we get a total of 600 culture-specific posts from four countries.

3.2 Cross-cultural Annotation

Annotator Recruitment We recruit annotators from five countries, choosing only those whose nationality and current residence match and those who have spent most of their lives in their respective countries. We recruit workers from Prolific⁸ (AU, GB, ZA), Amazon Mechanical Turk⁹ (US), and Tictag¹⁰ (SG) depending on annotator recruitment availability of the desired country. In total, we have 1,061 annotators, balancing their gender but not restricting others for a broader representation of demographics. Table 3 shows a detailed demographic distribution of annotators from each country.

Annotation Process Before the annotation process, annotators are required to review the definitions¹¹ and examples of hate and non-hate speech. Examples were selected among posts with identical labels across five countries from a pilot study. The task is to annotate posts as either *Hate*, *Non-hate*, or *I don’t know*. We obtain five *Hate* or *Non-hate*

⁸<https://www.prolific.co/>

⁹<https://www.mturk.com/>

¹⁰<https://www.tictagkr.com/>

¹¹Definition of hate speech from the United Nations (<https://www.un.org/en/hate-speech/understanding-hate-speech/what-is-hate-speech>)

Source	Post	AU	GB	SG	US	ZA
SBIC	Why did they plant trees in harlem? For free public transit.	○	○	○	○	×
CP _{AU}	The special treatment is for real abbos only..... equality.	○	○	×	×	○
CP _{GB}	@USER A pikey calling someone uneducated. The irony is painful.	×	○	○	○	○
CP _{SG}	The attitude of Malays being "holier than thou" is kinda sickening. Have experienced it many times, sadly it's not gonna stop.	○	○	×	×	○
CP _{ZA}	I wonder when people will recognize the EFF for what it really is. It's not a political party, it's a terrorist organization.	×	×	×	×	○

Table 4: Examples of annotated posts in CREHate. ○ refers to ‘hate’, and × refers to ‘non-hate’ label. The example posts require culture-specific knowledge on target minorities (abbos, Malays), locations (Harlem), public organizations (EFF), and slang (pikey). People from different countries provide different hate speech annotations for posts including culture-specific context.

labels for each post from each country. Attention-check questions are incorporated throughout the annotation tasks to ensure high-quality data collection. To prevent a single annotator from having an excessive effect on the dataset, we limit the number of annotations from each annotator to less than 5% of the total annotations.

Label Finalization After gathering all five annotations, we use majority voting to finalize the representative labels for each country. Our analysis shows that there exists a moderate agreement between each annotator and the aggregated labels with an average Cohen’s κ agreement of 0.640 (McHugh, 2012). In addition, we include soft labels in the final dataset for future research purposes, although we did not incorporate them into our current work. Examples of posts with labels from each country are presented in Table 4.

4 Analysis on the Annotations

In this section, we show that varying cultural background of annotators and posts leads to a significant disparity in hate speech annotation.

4.1 Statistical Analysis

To show that an annotator’s cultural background is a significant factor in hate speech detection, we obtain labels representative of the different demographic categories—countries, ethnicity, age groups, religions, political orientations, and education levels—using a majority vote scheme. We only collect the representative labels from the demographic groups within each category with at least three annotators for all posts on average.

Labels from each group are then subjected to chi-squared tests to examine the impact of annotator demographics on the annotations. The results

indicate significant disparities in annotations based on country ($p = 0.000$), race ($p = 0.004$), gender ($p = 0.007$), and education level ($p = 0.000$). Among these, several studies have shown the importance of race and gender of annotators on annotations (Pei and Jurgens, 2023; Sachdeva et al., 2022), whereas the impact of the annotator’s cultural background has been underexplored.

4.2 Label Agreement among Countries

Posts with Varying Agreements We assess the level of agreement among different countries regarding the proportion of posts that received each level of agreement. Only 56.2% of the posts achieved unanimous agreement among all countries, with 25.5% of the posts receiving agreement among four countries.

Pairwise Label Agreement across Countries

We also examine the label agreement between all pairs of countries. As shown in Figure 2a, our findings suggest pairwise label agreements among core Anglosphere countries are greater than those observed in other country pairs. Among all countries, AU and GB exhibit the highest label agreement at 83.7%, while SG and ZA show the lowest agreement at 74.0%. We compare these results to the cultural distance index (Kogut and Singh, 1988) between countries, which measures the degree to which cultural norms in two countries differ. A value of 0 indicates identical cultural norms, while a value close to 1 indicates average distance among all countries. The cultural distance and the hate speech label agreements among the countries show a high negative Pearson correlation with $r = -0.658$ ($p = 0.039$). This implies that country pairs with larger cultural distances have lower label agreement, as shown in ZA and SG, where they

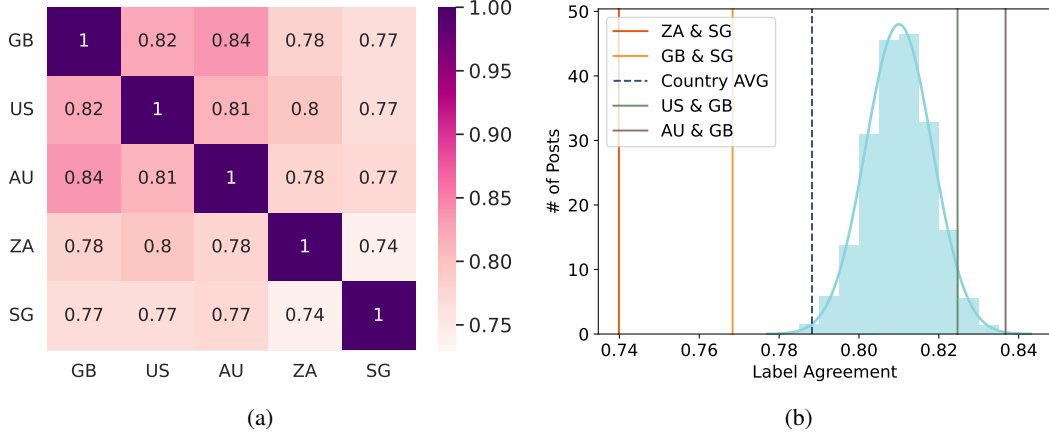


Figure 2: (a) Pairwise label agreements among countries ordered by the average agreement with others. Labels from Singapore tend to be the most different. (b) Distribution of pairwise label agreements among random annotator groups. Label agreements among countries significantly differ from that of random annotator groups, exhibiting a lower average agreement.

have a higher cultural distance (2.178) compared to AU and GB (0.144).

Our study employs a McNemar Test (McNemar, 1947) to investigate the pairwise label differences across different countries. The results indicate significant pairwise label disparity between AU and SG, with the highest cultural distance. ZA and GB also display significant disparity, with GB being the second farthest from ZA. Furthermore, our examination reveals more pronounced differences within CP than in SBIC posts. Specifically, CP_{AU} , CP_{GB} , and CP_{ZA} exhibit significant differences in eight or more country pairs out of ten. CP_{SG} shows significant differences in six out of ten country pairs. However, in SBIC posts, significant differences are observed in only two pairs: US and ZA, and AU and SG. These outcomes demonstrate significant variations in annotations among individuals from diverse countries, particularly within culturally specific posts.

Comparison with Random Annotator Groups

This section shows that label disparities stem from the annotators’ cultural backgrounds rather than random variations among individuals. We compare the distribution of pairwise label agreements among different nationalities with the distribution among randomly organized annotator groups. For random annotator groups, we create two groups of five randomly selected annotations out of 25 for each sample in our dataset and draw representative labels from each group using majority voting. We calculate the label agreement of the two groups for the whole dataset and repeat this process 10^5 times

	Agreement	H-F1	N-F1
CREHate	0.7882	0.7636	0.8077
SBIC	0.8045	0.8034	0.8050
CP	0.7617	0.6762	0.8108
CP_{AU}	0.7293	0.6937	0.7565
CP_{GB}	0.7493	0.6851	0.7913
CP_{SG}	0.7827	0.6583	0.8390
CP_{ZA}	0.7853	0.6565	0.8433

Table 5: The average pairwise label agreements F1 scores for hate (H-F1) and non-hate (N-F1) labels among countries on subsets of CREHate. Our cultural posts (CP) show lower average pairwise label agreement and lower F1 scores for hate labels compared to SBIC posts.

for robustness. The outcomes are graphically depicted in Figure 2b, which includes a histogram and the corresponding estimated normal distribution.

Based on the D’Agostino-Pearson normality test (D’Agostino and Pearson, 1973), the label agreements among random annotators follow a normal distribution with $\mu = 0.81$ and $\sigma = 0.008$. The average label agreement between pairs of countries is 0.79, as indicated by the dashed line in Figure 2b, falling 2.58σ below the average of the random annotator groups. This clearly illustrates a notable distinction between the two distributions. The two highest and two lowest label agreements between country pairs are marked in solid vertical lines. The two highest label agreements, shown between the Anglosphere countries, are larger than the average label agreement among random annotator groups by 1.82σ and 2.36σ . The two lowest agreements

Source	Post	Cultural	Reason Type
SBIC	RT @USER: I'm really fucking sick of watching the Republican Party be rewarded for flagrantly degrading our democracy.	○	personal bias
CP _{AU}	You're Irish and you support your pals the Provisional IRA murderers of the innocent Australian civilians Stephen Melrose and Nick Spanos. You support terrorists.	○	personal bias
CP _{GB}	Home Office will do nothing. Illegal immigrants are more valuable than us. BICYCLES are expensive, I had to save to buy one. WHERE DID THEY GET £ HUNDREDS ????	○	sarcasm
CP _{GB}	Gays have cards? are they sparkly?	×	sarcasm
CP _{SG}	So with the repeal of 377A, married men are going to church to have gay sex?	○	not complete
CP _{ZA}	Amazing. Kudos to the Poles. Fuck these ANC cunt nuggets.	○	not complete

Table 6: Examples of disagreement reason annotation. For a sampled set of posts that countries disagreed on hate speech labeling, we annotated 1) whether the posts require cultural background knowledge to comprehend and annotate and 2) possible reasons behind the disagreements.

Categories	Subtypes
Sloppy Annotation	noise
Ambiguity	analogy, false assertion, rhetorical question, sarcasm, word play, reported speech
Missing Information	ungrammatical, no context, not complete
Subjectivity	personal bias, swearing, threatening

Table 7: Taxonomy of annotators’ disagreement in subjective tasks from Sandri et al. (2023). We annotate the possible reasons behind label disagreements between countries based on this categorization, on top of culture-relevance labeling.

fall 4.97σ and 8.41σ below this average. Through this, we demonstrate that label agreements among countries significantly differ from those from random annotator groups.

Label Agreements on Subsets of CREHate We also analyze label agreements among countries on different subsets of CREHate (Table 5). First, we compare the label agreements on two disjoint subsets of CREHate: sampled SBIC and culture-specific posts (CP) from AU, GB, SG, and ZA. CP exhibits a lower average pairwise label agreement than the sampled SBIC. Although SBIC and CP show comparable average pairwise F1 scores for non-hate labels, the F1 score for hate labels on CP significantly lags behind that of SBIC. This suggests that CP derives larger label disparities for identifying hate speech compared to SBIC. This trend is consistent across the sets of posts collected from different countries.

Annotator Agreement Inter-annotator agreements (IAA) within a country also differ among countries. Using Krippendorff’s α , IAA is the highest in the US ($\alpha = 0.462$), followed by GB

($\alpha = 0.425$), AU ($\alpha = 0.408$), ZA ($\alpha = 0.351$), and SG ($\alpha = 0.344$).

4.3 Annotators’ Disagreement Analysis

This section analyzes the main factors behind label disagreements among countries by using the taxonomy of reasons for annotators’ disagreement proposed by Sandri et al. (2023).

Possible Disagreement Reason Annotation

Among the 1,580 posts in CREHate, 692 posts exhibited label disagreements among countries. 400 posts are sampled for in-depth analysis, including 200 posts from SBIC and 50 posts from each of the four countries. We annotate the posts based on two strategies: 1) whether the posts contain cultural context, and 2) the specific reasons contributing to label disagreements (Table 7), allowing for multi-labeling where applicable. Three authors collaboratively carry out the annotation process after a norming session to establish a consensus on label definitions. Through discussions, all annotators achieved unanimous agreement on the final labels.

Impact of Cultural Context within Posts Posts containing cultural context refer to culture-specific stereotypes about minorities, social phenomena, historical events, public figures, locations, or slang. Among the sampled posts of CREHate displaying label disagreements among countries, 47.0% contained cultural context. Notably, 32.5% of SBIC dataset posts and 61.5% of additional posts included cultural context. Specifically, 72% of the posts from ZA and 68% from SG required cultural knowledge, compared to 48% of posts from the GB and 58% from AU.

Possible Factors behind Disagreement In this section, we focus on the possible reasons behind the label disagreements for the posts with and without cultural context. Overall, *ambiguity* and *subjectivity* contributed the most to the disagreements. Disagreements within the posts without cultural context were more likely to occur due to the *ambiguity* of the posts (54.7%) compared to *subjectivity* (35.4%). In contrast, in the posts with cultural context, *subjectivity* of the posts (41.5%) was more likely to provoke disagreements than *ambiguity* (39.4%). Specifically, *personal bias* was the most frequently observed subtype reason (30.9%), followed by *sarcasm* (29.8%) and *not complete* (18.1%) within the posts containing cultural context. In the posts without cultural context, the most common subtype reasons were *sarcasm* (36.8%), *personal bias* (18.9%), and *swearing* (16.0%).

Personal bias carries significant weight in the label disagreements, mainly when cultural context is included in the post. It refers to posts including discussions on divisive topics like politics or social movements. Label disagreements can arise from annotators having differing opinions about certain topics. Annotators can have different personal biases depending on their cultural background, especially when the topic is related to a cultural context.

Sarcasm indicates expressing the opposite of the literal meaning of the words to make fun of a topic, often relying on contextual and extralinguistic cues. It amplifies challenges in achieving intercultural agreement in both posts with and without cultural context. First of all, annotators’ sensitivity to sarcasm may vary depending on the topic and the annotators’ cultural backgrounds. Furthermore, sarcasm referring to a specific cultural context may be difficult for annotators from different backgrounds to identify accurately.

Not complete indicates a lack of sufficient information for full comprehension and is a common cause of disagreement in posts containing cultural context. Annotators from diverse cultures may struggle to label posts involving cultural references or nuances when crucial information is missing, requiring extra cultural background knowledge.

Swearing is an important factor in label disagreement within posts without cultural context. Annotators’ perceived offensiveness of a swear word in a text can impact their annotations. Different cultures may have varying perceptions of swear words based on usage and social context, resulting in label disagreements on the text containing them.

5 Culturally-adapted Models

Interpretation of hate speech varies depending on one’s cultural background, highlighting the need to incorporate cultural diversity into datasets used to train culturally sensitive hate speech classifiers. This section shows that current large language models (LLMs), under a zero-shot setting, perform poorly on CREHate. Moreover, models trained solely on labels from one country yield different predictions for identical posts, underscoring the importance of including diverse cultural perspectives to ensure their efficacy across various communities. Lastly, we use several methodologies to train models capable of making culturally tailored predictions in a unified model. We leverage multi-labeling and multi-task learning that are known to be effective on learning disagreements (Mostafazadeh Davani et al., 2022). We also introduce culture tagging, which in our experiment shows comparative results.

Experimental Settings For zero-shot experiments of LLMs, we use a multiple-choice question format. We use five different variations of the question prompt (e.g., “Answer if this post is hate or not with a single alphabet letter among given answer choices a and b.”), each presented with two answer options, ‘Hate’ and ‘Non-hate’, whose order is randomly shuffled for each variation¹². The final value we present is an average among all variations.

To develop culturally aware classifiers, we use a ratio of 7:1.5:1.5 for train, validation, and test. We experiment with all possible country permutations when training with multi-labeling and multi-task learning. We randomly shuffle the entire culture-tagged dataset to prevent the models from learning from the order of the country tags. The final value we present is an average of all these iterations.

Models used are as follows: GPT-3.5 (gpt-3.5-turbo-0613)¹³, FLAN-T5-XXL (Chung et al., 2022), OPT-IML (Iyer et al., 2022), BERTweet-base (Nguyen et al., 2020), HateBERT (Caselli et al., 2021), TwHIN-BERT (Zhang et al., 2023), Twitter-RoBERTa (Barbieri et al., 2020), ToxDect-RoBERTa (Zhou et al., 2021), BERT-base-cased (Devlin et al., 2019), and RoBERTa-base (Liu et al., 2019).

4 Quadro RTX A6000 48GB were used with

¹²We plan to release all our prompts when the paper is accepted along with the final dataset.

¹³<https://platform.openai.com/docs/models/gpt-3-5>

	AU	GB	SG	US	ZA
GPT-3.5	70.55	70.50	70.55	69.08	68.97
FLAN-T5	66.29	66.93	66.61	66.02	67.11
OPT-IML	56.31	57.79	56.30	60.83	57.98
BERTweet	67.59	67.32	69.60	64.89	71.64
+ ML	72.48	71.91	71.72	72.04	73.04
+ MTL	73.09	72.60	72.06	72.63	72.52
+ TAG	73.97	72.64	70.37	73.12	70.65
HateBERT	74.14	71.11	63.72	69.71	70.47
+ ML	73.46	75.54	70.64	74.05	72.87
+ MTL	73.43	74.91	69.98	74.66	73.06
+ TAG	73.54	77.88	71.93	72.83	71.92
TwHIN-BERT	65.79	66.67	66.67	67.38	71.70
+ ML	70.51	71.27	69.75	72.44	71.70
+ MTL	70.23	70.69	68.95	72.24	71.30
+ TAG	69.72	71.09	67.91	71.20	69.27
Twitter-RoBERTa	75.63	74.34	67.53	71.66	68.52
+ ML	75.19	76.51	71.84	76.52	72.48
+ MTL	75.59	76.95	72.31	76.80	72.57
+ TAG	78.45	79.45	73.45	76.14	70.65
ToxDect-RoBERTa	69.96	71.02	67.73	65.64	66.39
+ ML	72.68	73.27	70.54	72.44	70.01
+ MTL	73.03	73.47	70.91	72.89	69.86
+ TAG	72.97	71.03	71.56	70.41	68.27
BERT	69.53	70.48	62.56	67.78	67.31
+ ML	69.48	71.21	67.02	72.10	71.22
+ MTL	69.74	72.21	67.85	72.40	71.97
+ TAG	70.39	68.97	69.64	63.23	68.97
RoBERTa	72.50	69.52	66.37	75.71	72.73
+ ML	73.22	74.36	70.84	75.57	73.62
+ MTL	73.38	74.56	71.23	75.13	73.37
+ TAG	73.06	73.68	69.16	73.68	72.28

Table 8: Macro-F1 scores of the models’ predictions on each country’s labels. LLM results are calculated based on the comparison of the predictions with each country label. For BERT-variants, we show monocultural and cross-cultural model results. Multi-labeling (ML), multi-task learning (MTL), and culture tagging (TAG) outperform monoculturally trained models.

CUDA version 11.4 for all experiments. For GPT-3.5, we set the temperature as 0 to use greedy decoding. For training BERT-variants, we use AdamW (Loshchilov and Hutter, 2019) as the optimizer with a learning rate of $2e-5$ and use linear scheduling for training with 6 epochs. We set the maximum sequence length of texts to 128 and batch size to 32 for both training and evaluation steps.

5.1 Zero-shot Predictions in LLMs

We use zero-shot classification to evaluate the performance of LLMs in identifying hate speech on CREHate. Table 8 shows the results evaluated on the labels of each country. Our results show that the models do not provide sufficient performance for cross-cultural hate speech detection. CREHate could be leveraged to improve these LLMs to be culturally aware, which we leave for future work.

5.2 Monoculturally trained Models

This section analyzes to what extent monoculturally trained models exhibit different label predictions. In Table 8, the first row for each BERT-variant model showcases its performance when trained on a particular country label. The models trained on respective country labels show an average of 82.1% of average pairwise label agreements within the test set, with a range of 78.6% to 84.4%. Notably, these models showed higher average label agreements within the SBIC posts (85.7%), compared to CP posts (76.4%), showing a similar trend with the entire CREHate dataset, as mentioned in Table 5. Then, we utilize Twitter-RoBERTa, achieving the best average performance for monocultural training, to present specific examples of how each model shows distinct predictions on identical posts, as displayed in Table 9. Despite sharing the same baseline model, the models show different predictions on the same posts.

5.3 Cross-cultural Training

Culture Tagging Similarly to BERT’s [CLS] token, a token representing each culture is added to the beginning of every post and utilized as a single data sample. Posts with labels corresponding to those from each country are prepended with a [{country_code}] token (e.g., [AU]). This approach enables the model to predict the label for each culture using the culture token. Its efficiency lies in the fact that not all labels from each country need to be collected for the model to be trained. Unlike multi-labeling or multi-task learning, culture tagging’s strength is in the separate learning of all data points by the model, thereby not requiring all five labels to exist.

Cross-cultural Model Results As shown in Table 8, our study goes parallel with the work of Mostafazadeh Davani et al. (2022) that multi-labeling and multi-task learning benefits from sharing layers to learn each country’s perspectives. Multi-task learning proves to slightly outperform multi-labeling for most of the models in our experiment, as it trains separate classifier layers for each country. The model performance increased up to 8.2% when utilizing culture tokens for learning each country’s perceptions when compared to monocultural models. Compared to multi-labeling and multi-task learning, the results suggest that culture tagging shows a comparable performance.

Source	Post	M_{AU}	M_{GB}	M_{SG}	M_{US}	M_{ZA}
SBIC	MeToo Movement Femoid Likens Being Hit on in Public to Being Mugged.	○	○*	×	×	○*
CP _{GB}	Out of all the immigrants how many are gonna go back home?	○*	○*	○	×	○
CP _{ZA}	Reading this thread has turned me into a communist, the morality and values of rich Boers is some real upside-down twisted shit lmao	×	○*	○	○*	○*
CP _{ZA}	Wow. Rainbow turned completely black	×	×	×	×	○*

Table 9: Examples of predictions from models that are monoculturally trained. M_{AU} refers to model predictions trained on Australian labels and the same for all other countries. ○ refers to ‘hate’, and × refers to ‘non-hate’ label. * means the prediction and the actual label are the same. This table shows that models trained on different perspectives show different labeling tendencies even for an identical post.

6 Conclusion

We develop CREHate, a cross-cultural English hate speech dataset consisting of 1,580 posts collected and annotated from five English-speaking countries—AU, GB, SG, US, and ZA. Through statistical analysis, we discover significant variations in the annotations across countries. Only 56.2% of the posts achieved consensus in labels across all countries, with an average of 21.2% pairwise label disagreement between countries. Qualitative analysis shows that the potential factors behind the label disagreements are inherent cultural context as well as subjectivity and ambiguity of the posts.

Moreover, we develop culturally sensitive unified hate speech classifiers that are capable of predicting country-specific labels more accurately than monocultural models trained exclusively on each country’s labels. This highlights CREHate’s utility for building cross-cultural hate speech classifiers.

Developing hate speech datasets and classifiers that account for cultural nuances is crucial. Therefore, researchers and practitioners must take into account the cultural backgrounds of both posts and annotators. We urge the construction of hate speech datasets that encompass a broad spectrum of cultural references and contextual nuances, with annotators who are familiar with the content to be annotated. This comprehensive approach ensures that the dataset reflects the real-world diversity present in online communication.

7 Limitations

CREHate consists of 1,580 posts, making it relatively small compared to other existing English hate speech datasets. Moreover, the collection of culture-specific posts was limited to Reddit and YouTube based on fixed hate-related keywords, which may introduce bias into the collected posts. Also, employing a single crowdsourcing platform

for collecting each country’s annotation may lead to annotator bias, as different platforms possess varying user demographics. To enhance the representativeness and generalizability of our findings, we anticipate future efforts to expand our dataset by using diverse platforms and post collection methods.

Considering that many countries are multi-cultural, it is also essential to examine within-country annotation differences. For instance, Singapore has a diverse population, including Chinese, Malaysians, and Indians. Exploring hate speech annotation differences across different ethnicities within a country presents another avenue for investigation. Moreover, although we recruit annotators from countries where English is one of their official language(s), this may not be enough to cover all English-speaking cultures. Further study is needed to include English as a Foreign Language (EFL) learners in cross-cultural hate speech detection. Moreover, the same approach could be extended to languages other than English (e.g., Spanish) spoken in various countries.

There are other subjective tasks that are affected by cultural context, such as common sense reasoning. Future research could extend the scope of our study to other tasks by constructing datasets tailored towards specific cultures, both within and across countries with diverse languages.

8 Ethics Statement

This research was conducted with full approval from the Institutional Review Board (IRB). We conducted our crowd worker recruitment without any discrimination based on age, ethnicity, disability, or gender. Our workers are compensated at a rate higher than Prolific’s ethical standards. We emphasize our unequivocal disapproval of any form of malicious exploitation of our dataset, including

any misuse of our dataset for generating hateful language. We demand that researchers and practitioners use this dataset solely for constructive purposes.

References

- Miguel Á Álvarez-Carmona, Estefanía Guzmán-Falcón, Manuel Montes-y Gómez, Hugo Jair Escalante, Luis Villasenor-Pineda, Verónica Reyes-Meza, and Antonio Rico-Sulayes. 2018. [Overview of MEX-A3T at Ibereval 2018: Authorship and aggressiveness analysis in mexican spanish tweets](#). In *Notebook papers of 3rd sepln workshop on evaluation of human language technologies for iberian languages (interval)*, seville, spain, volume 6.
- Ayme Arango Monnar, Jorge Perez, Barbara Poblete, Magdalena Saldaña, and Valentina Proust. 2022. [Resources for multilingual hate speech detection](#). In *Proceedings of the Sixth Workshop on Online Abuse and Harms (WOAH)*, pages 122–130, Seattle, Washington (Hybrid). Association for Computational Linguistics.
- Lora Aroyo, Lucas Dixon, Nithum Thain, Olivia Redfield, and Rachel Rosen. 2019. [Crowdsourcing subjective tasks: The case study of understanding toxicity in online discussions](#). In *Companion Proceedings of The 2019 World Wide Web Conference, WWW '19*, page 1100–1105, New York, NY, USA. Association for Computing Machinery.
- Francesco Barbieri, Jose Camacho-Collados, Luis Espinosa Anke, and Leonardo Neves. 2020. [TweetEval: Unified benchmark and comparative evaluation for tweet classification](#). In *Findings of the Association for Computational Linguistics: EMNLP 2020*, pages 1644–1650, Online. Association for Computational Linguistics.
- Laura Biester, Vanita Sharma, Ashkan Kazemi, Naihao Deng, Steven Wilson, and Rada Mihalcea. 2022. [Analyzing the effects of annotator gender across NLP tasks](#). In *Proceedings of the 1st Workshop on Perspectivist Approaches to NLP @LREC2022*, pages 10–19, Marseille, France. European Language Resources Association.
- Reuben Binns, Michael Veale, Max Van Kleek, and Nigel Shadbolt. 2017. [Like trainer, like bot? Inheritance of bias in algorithmic content moderation](#). In *Social Informatics*, pages 405–415, Cham. Springer International Publishing.
- Luke Breitfeller, Emily Ahn, David Jurgens, and Yulia Tsvetkov. 2019. [Finding microaggressions in the wild: A case for locating elusive phenomena in social media posts](#). In *Proceedings of the 2019 Conference on Empirical Methods in Natural Language Processing and the 9th International Joint Conference on Natural Language Processing (EMNLP-IJCNLP)*, pages 1664–1674, Hong Kong, China. Association for Computational Linguistics.
- Tommaso Caselli, Valerio Basile, Jelena Mitrović, and Michael Granitzer. 2021. [HateBERT: Retraining BERT for abusive language detection in English](#). In *Proceedings of the 5th Workshop on Online Abuse and Harms (WOAH 2021)*, pages 17–25, Online. Association for Computational Linguistics.
- Hyung Won Chung, Le Hou, Shayne Longpre, Barret Zoph, Yi Tay, William Fedus, Eric Li, Xuezhi Wang, Mostafa Dehghani, Siddhartha Brahma, Albert Webson, Shixiang Shane Gu, Zhuyun Dai, Mirac Suzgun, Xinyun Chen, Aakanksha Chowdhery, Sharan Narang, Gaurav Mishra, Adams Yu, Vincent Y. Zhao, Yanping Huang, Andrew M. Dai, Hongkun Yu, Slav Petrov, Ed H. Chi, Jeff Dean, Jacob Devlin, Adam Roberts, Denny Zhou, Quoc V. Le, and Jason Wei. 2022. [Scaling instruction-finetuned language models](#). *CoRR*, abs/2210.11416v5.
- Lloyd Cox and Brendon O’Connor. 2020. [That “Special Something”: The U.S.-Australia Alliance, Special Relationships, and Emotions](#). *Political Science Quarterly*, 135(3):409–438.
- Ralph D’Agostino and E. S. Pearson. 1973. [Tests for departure from normality. Empirical results for the distributions of b2 and \$\sqrt{b1}\$](#) . *Biometrika*, 60(3):613–622.
- Thomas Davidson, Dana Warmley, Michael Macy, and Ingmar Weber. 2017. [Automated hate speech detection and the problem of offensive language](#). *Proceedings of the International AAAI Conference on Web and Social Media*, 11(1):512–515.
- Andrew Davies, Graeme Dobell, Peter Jennings, Sarah Norgrove, Andrew Smith, Nic Stuart, and Hugh White. 2013. [Keep calm and carry on: Reflections on the anglosphere](#). Technical report, Australian Strategic Policy Institute.
- Ona de Gibert, Naiara Perez, Aitor García-Pablos, and Montse Cuadros. 2018. [Hate speech dataset from a white supremacy forum](#). In *Proceedings of the 2nd Workshop on Abusive Language Online (ALW2)*, pages 11–20, Brussels, Belgium. Association for Computational Linguistics.
- Christoph Demus, Jonas Pitz, Mina Schütz, Nadine Probol, Melanie Siegel, and Dirk Labudde. 2022. [Detox: A comprehensive dataset for German offensive language and conversation analysis](#). In *Proceedings of the Sixth Workshop on Online Abuse and Harms (WOAH)*, pages 143–153, Seattle, Washington (Hybrid). Association for Computational Linguistics.
- Jiawen Deng, Jingyan Zhou, Hao Sun, Chujie Zheng, Fei Mi, Helen Meng, and Minlie Huang. 2022. [COLD: A benchmark for Chinese offensive language detection](#). In *Proceedings of the 2022 Conference on Empirical Methods in Natural Language Processing*, pages 11580–11599, Abu Dhabi, United Arab Emirates. Association for Computational Linguistics.
- Jacob Devlin, Ming-Wei Chang, Kenton Lee, and Kristina Toutanova. 2019. [BERT: Pre-training of](#)

- deep bidirectional transformers for language understanding. In *Proceedings of the 2019 Conference of the North American Chapter of the Association for Computational Linguistics: Human Language Technologies, Volume 1 (Long and Short Papers)*, pages 4171–4186, Minneapolis, Minnesota. Association for Computational Linguistics.
- Mai ElSherief, Caleb Ziems, David Muchlinski, Vaishnavi Anupindi, Jordyn Seybolt, Munmun De Choudhury, and Diyi Yang. 2021. [Latent hatred: A benchmark for understanding implicit hate speech](#). In *Proceedings of the 2021 Conference on Empirical Methods in Natural Language Processing*, pages 345–363, Online and Punta Cana, Dominican Republic. Association for Computational Linguistics.
- Antigoni Founta, Constantinos Djouvas, Despoina Chatzakou, Ilias Leontiadis, Jeremy Blackburn, Gianluca Stringhini, Athena Vakali, Michael Sirivianos, and Nicolas Kourtellis. 2018. [Large scale crowdsourcing and characterization of Twitter abusive behavior](#). *Proceedings of the International AAAI Conference on Web and Social Media*, 12(1).
- Simona Frenda, Alessandro Pedrani, Valerio Basile, Soda Maren Lo, Alessandra Teresa Cignarella, Raffaella Panizzon, Cristina Marco, Bianca Scarlini, Viviana Patti, Cristina Bosco, and Davide Bernardi. 2023. [EPIC: Multi-perspective annotation of a corpus of irony](#). In *Proceedings of the 61st Annual Meeting of the Association for Computational Linguistics (Volume 1: Long Papers)*, pages 13844–13857, Toronto, Canada. Association for Computational Linguistics.
- Andrew Gamble. 2021. [4: The Anglo–American World View1](#). In *After Brexit and other essays*, pages 75 – 90. Bristol University Press, Bristol, UK.
- Nitesh Goyal, Ian D. Kivlichan, Rachel Rosen, and Lucy Vasserman. 2022. [Is your toxicity my toxicity? Exploring the impact of rater identity on toxicity annotation](#). *Proceedings of the ACM on Human-Computer Interaction*, 6(CSCW2):1–28.
- Srinivasan Iyer, Xi Victoria Lin, Ramakanth Pasunuru, Todor Mihaylov, Daniel Simig, Ping Yu, Kurt Shuster, Tianlu Wang, Qing Liu, Punit Singh Koura, Xian Li, Brian O’Horo, Gabriel Pereyra, Jeff Wang, Christopher Dewan, Asli Celikyilmaz, Luke Zettlemoyer, and Ves Stoyanov. 2022. [OPT-IML: Scaling language model instruction meta learning through the lens of generalization](#). *CoRR*, abs/2212.12017v3.
- Younghoon Jeong, Juhyun Oh, Jongwon Lee, Jaimeen Ahn, Jihyung Moon, Sungjoon Park, and Alice Oh. 2022. [KOLD: Korean offensive language dataset](#). In *Proceedings of the 2022 Conference on Empirical Methods in Natural Language Processing*, pages 10818–10833, Abu Dhabi, United Arab Emirates. Association for Computational Linguistics.
- Jiho Jin, Jiseon Kim, Nayeon Lee, Haneul Yoo, Alice Oh, and Hwaran Lee. 2023. [KoBBQ: Korean bias benchmark for question answering](#). *CoRR*, abs/2307.16778v1.
- Irina Khokhlova. 2015. [Lingua franca english of south africa](#). *Procedia - Social and Behavioral Sciences*, 214:983–991.
- Bruce Kogut and Harbir Singh. 1988. [The effect of national culture on the choice of entry mode](#). *Journal of International Business Studies*, 19(3):411–432.
- Savannah Larimore, Ian Kennedy, Breon Haskett, and Alina Arseniev-Koehler. 2021. [Reconsidering annotator disagreement about racist language: Noise or signal?](#) In *Proceedings of the Ninth International Workshop on Natural Language Processing for Social Media*, pages 81–90, Online. Association for Computational Linguistics.
- Nayeon Lee, Chani Jung, and Alice Oh. 2023. [Hate speech classifiers are culturally insensitive](#). In *Proceedings of the First Workshop on Cross-Cultural Considerations in NLP (C3NLP)*, pages 35–46, Dubrovnik, Croatia. Association for Computational Linguistics.
- Yinhan Liu, Myle Ott, Naman Goyal, Jingfei Du, Mandar Joshi, Danqi Chen, Omer Levy, Mike Lewis, Luke Zettlemoyer, and Veselin Stoyanov. 2019. [RoBERTa: A robustly optimized BERT pretraining approach](#). *CoRR*, abs/1907.11692v1.
- Ilya Loshchilov and Frank Hutter. 2019. [Decoupled weight decay regularization](#). In *International Conference on Learning Representations*.
- Binny Mathew, Punyajoy Saha, Seid Muhie Yimam, Chris Biemann, Pawan Goyal, and Animesh Mukherjee. 2021. [HateXplain: A benchmark dataset for explainable hate speech detection](#). *Proceedings of the AAAI Conference on Artificial Intelligence*, 35(17):14867–14875.
- Marry L. McHugh. 2012. [Interrater reliability: The kappa statistic](#). *Biochemia Medica*, 22(3):276–282.
- Quinn McNemar. 1947. [Note on the sampling error of the difference between correlated proportions or percentages](#). *Psychometrika*, 12(2):153–157.
- Aida Mostafazadeh Davani, Mark Díaz, and Vinodkumar Prabhakaran. 2022. [Dealing with disagreements: Looking beyond the majority vote in subjective annotations](#). *Transactions of the Association for Computational Linguistics*, 10:92–110.
- Hamdy Mubarak, Sabit Hassan, and Shammur Absar Chowdhury. 2022. [Emojis as anchors to detect arabic offensive language and hate speech](#). *CoRR*, abs/2201.06723v2.
- Dat Quoc Nguyen, Thanh Vu, and Anh Tuan Nguyen. 2020. [BERTweet: A pre-trained language model for English tweets](#). In *Proceedings of the 2020 Conference on Empirical Methods in Natural Language Processing: System Demonstrations*, pages 9–14, Online. Association for Computational Linguistics.

- Nedjma Ousidhoum, Zizheng Lin, Hongming Zhang, Yangqiu Song, and Dit-Yan Yeung. 2019. [Multilingual and multi-aspect hate speech analysis](#). In *Proceedings of the 2019 Conference on Empirical Methods in Natural Language Processing and the 9th International Joint Conference on Natural Language Processing (EMNLP-IJCNLP)*, pages 4675–4684, Hong Kong, China. Association for Computational Linguistics.
- Jiaxin Pei and David Jurgens. 2023. [When do annotator demographics matter? measuring the influence of annotator demographics with the POPQUORN dataset](#). In *Proceedings of the 17th Linguistic Annotation Workshop (LAW-XVII)*, pages 252–265, Toronto, Canada. Association for Computational Linguistics.
- Pratik S. Sachdeva, Renata Barreto, Claudia von Vancano, and Chris J. Kennedy. 2022. [Assessing annotator identity sensitivity via item response theory: A case study in a hate speech corpus](#). In *Proceedings of the 2022 ACM Conference on Fairness, Accountability, and Transparency, FAccT ’22*, page 1585–1603, New York, NY, USA. Association for Computing Machinery.
- Marta Sandri, Elisa Leonardelli, Sara Tonelli, and Elisabetta Jezek. 2023. [Why don’t you do it right? Analysing annotators’ disagreement in subjective tasks](#). In *Proceedings of the 17th Conference of the European Chapter of the Association for Computational Linguistics*, pages 2428–2441, Dubrovnik, Croatia. Association for Computational Linguistics.
- Maarten Sap, Saadia Gabriel, Lianhui Qin, Dan Jurafsky, Noah A. Smith, and Yejin Choi. 2020. [Social bias frames: Reasoning about social and power implications of language](#). In *Proceedings of the 58th Annual Meeting of the Association for Computational Linguistics*, pages 5477–5490, Online. Association for Computational Linguistics.
- Maarten Sap, Swabha Swayamdipta, Laura Vianna, Xuhui Zhou, Yejin Choi, and Noah A. Smith. 2022. [Annotators with attitudes: How annotator beliefs and identities bias toxic language detection](#). In *Proceedings of the 2022 Conference of the North American Chapter of the Association for Computational Linguistics: Human Language Technologies*, pages 5884–5906, Seattle, United States. Association for Computational Linguistics.
- Jason Tan. 1997. [Education and colonial transition in singapore and hong kong: Comparisons and contrasts](#). *Comparative Education*, 33(2):303–312.
- Zeera Waseem. 2016. [Are you a racist or am I seeing things? Annotator influence on hate speech detection on Twitter](#). In *Proceedings of the First Workshop on NLP and Computational Social Science*, pages 138–142, Austin, Texas. Association for Computational Linguistics.
- Zeera Waseem and Dirk Hovy. 2016. [Hateful symbols or hateful people? Predictive features for hate speech detection on Twitter](#). In *Proceedings of the NAACL Student Research Workshop*, pages 88–93, San Diego, California. Association for Computational Linguistics.
- Marcos Zampieri, Shervin Malmasi, Preslav Nakov, Sara Rosenthal, Noura Farra, and Ritesh Kumar. 2019. [Predicting the type and target of offensive posts in social media](#). In *Proceedings of the 2019 Conference of the North American Chapter of the Association for Computational Linguistics: Human Language Technologies, Volume 1 (Long and Short Papers)*, pages 1415–1420, Minneapolis, Minnesota. Association for Computational Linguistics.
- Xinyang Zhang, Yury Malkov, Omar Florez, Serim Park, Brian McWilliams, Jiawei Han, and Ahmed El-Kishky. 2023. [TwHIN-BERT: A socially-enriched pre-trained language model for multilingual tweet representations at Twitter](#). In *Proceedings of the 29th ACM SIGKDD Conference on Knowledge Discovery and Data Mining, KDD ’23*, page 5597–5607, New York, NY, USA. Association for Computing Machinery.
- Xuhui Zhou, Maarten Sap, Swabha Swayamdipta, Yejin Choi, and Noah Smith. 2021. [Challenges in automated debiasing for toxic language detection](#). In *Proceedings of the 16th Conference of the European Chapter of the Association for Computational Linguistics: Main Volume*, pages 3143–3155, Online. Association for Computational Linguistics.