

Complexity of Thermofield double state for a Harmonic Oscillator with an External Field

F. Khorasani^a, Reza Pirmoradian^{b,c} and M.R Tanhayi^{a,*}

^aDepartment of Physics, Central Tehran Branch, Islamic Azad University (IAUCTB), P.O. Box 14676-86831, Tehran, Iran

^b School of Particles and Accelerators, Institute for Research in Fundamental Sciences (IPM), P.O. Box 19568-36681, Tehran, Iran

^c Ershad Damavand non-profit higher education institution (EDHEI) , P.O. Box 14168-34311, Tehran, Iran

* Email: mtanhayi@ipm.ir

Abstract

In this paper, we study the computational complexity of Gaussian states for a harmonic oscillator subjected to an external electric field. We use Nielsen's geometric approach to obtain the so-called complexity of the thermofield double state for a harmonic oscillator, and then by numerical analysis, we investigate the effect of the appeared parameters on the complexity. Precisely, by numerical analysis, we consider the effect of an external electric field on the dynamics of complexity. Our results indicate that turning on the electric field may reduce the system's complexity.

1 Introduction

Motivated by a paradigm of emerging gravity from effective quantum computation, there is an idea of the connection between information and geometry, this idea which is one of the most remarkable achievements of fundamental physics has been explored in various aspects over the past ten years [1]. In this regard, quantum entanglement plays a crucial role in answering the question of how spacetime emerges from quantum entanglement. According to the proposed dual correspondence between conformal field theory and classical gravity theory (AdS/CFT), the quantum entanglement between degrees of freedom at the boundary of geometry becomes important for the existence of bulk spacetime [2–10]. In the context of AdS/CFT correspondence, holographic entanglement entropy has been used as a useful measure of quantum entanglement. However, it was argued that quantum entanglement by itself is incomplete in studying some specific features of the bulk geometry. For example, a black hole’s interiors may keep growing in volume essentially forever; this might be understood by the Penrose diagram. A wormhole or Einstein-Rosen bridge can connect the right and left sides of the geometry in an eternal black hole in anti-de Sitter spacetime. It is shown that the volume of the wormhole increases in time, and interestingly, the increase holds over a longer period of time which is much larger than other known time measures in the boundary theory. Considering this observation, it is argued that entanglement entropy is incomplete to capture the dynamics of the interior of a black hole [11]. In a series of seminal papers, Susskind and his collaborators have introduced complexity at the boundary, the quantity that can probe the growth rate of the interior of the black hole [12, 13].

As a matter of fact, the concept of complexity was initiated by theoretical computer science, and it indicates a measure of the difficulty of performing a proposed task. In other words, the computational complexity is the minimum number of operations needed to get a desired (target) state from an initial (reference) state. Based on the holographic principle, Susskind used quantum complexity as a probe of the growth of the wormhole inside a black hole within two proposals: complexity=volume [12, 13] and complexity=action [14]. According to the first proposal, the quantum complexity on the boundary becomes dual to the maximum volume of the Einstein-Rosen Bridge in the bulk spacetime while in the second proposal, the complexity is related to the gravitational action computed on a specific region of the Wheeler-De Witt patch defined in the bulk spacetime.¹ It is worth mentioning that in quantum field theory, due to the difficulty of computation, many aspects of quantifying complexity have not been yet explored (Ref. [16] and references therein, see also [17–24]). For quantum systems with gravity dual, by defining the thermofield double (TFD) states which are dual to an eternal black hole in anti-de Sitter spacetime, it is argued that such states could provide a powerful setup for investigating various features of black hole physics, as well as, time evolution of entanglement, complexity and, etc [25, 26]. By definition, for two given copies of any quantum mechanical system, one

¹For more details see Ref [15].

can define the thermofield double state as follows

$$|\text{TFD}\rangle \equiv \frac{1}{\sqrt{Z}} \sum_{n=0}^{\infty} e^{-\frac{\beta}{2}\mathcal{E}_n} |\mathcal{E}_n\rangle |\mathcal{E}_{\tilde{n}}\rangle, \quad (1.1)$$

This is the unique pure state and each of the two copies has its own temperature β^{-1} and Z is the canonical partition function. The tilde system is supposed to be an identical copy of the original system. Making use of the covariance matrix approach, for the TFD state, the entanglement entropy and logarithmic negativity have been studied in [27], moreover, Ref. [28], deals with the complexity for a charged TFD state in the presence of an electric field. In this paper, for a simple quantum system, namely harmonic oscillator, we explore the complexity of thermofield double state by making use of the Nielsen geometric approximation. In the presence of an external electric field, we first obtain the proper TFD state and then, investigate the its complexity. The quantum complexity calculations in this paper, are based on Nielsen's geometric approach [29–31], and for Gaussian states we use covariance matrix approach to calculate the complexity of state.

The layout of this paper is as follows. In section 2, we construct TFD state from a harmonic oscillator in the presence of an external electric field. In section 3, we use the covariance matrix approach to study the complexity of TFD state. Our approach is mostly based on a numerical method and by making use of this approach, we study the complexification of the proposed states by varying the parameters of the theory, e.g., the external electric field. The concluding remarks are given in section 4. Finally, within two appendices, we give some details of the decomposition of TFD on a diagonal basis and find the eigenvalues of the covariance matrix.

2 Thermofield double states for a harmonic oscillator with an external electric field

In this section, we briefly review the construction of a TFD state for a harmonic oscillator in the presence of an external electric field. The Hamiltonian of a harmonic oscillator in a constant external electric field E , is given by

$$\hat{H} = \frac{\hat{p}^2}{2m} + \frac{1}{2}m\omega^2(\hat{x} - \mathbf{d})^2 - \mathcal{E}, \quad (2.1)$$

where

$$\mathbf{d} = \frac{qE}{m\omega^2}, \quad \mathcal{E} = \frac{q^2 E^2}{2m\omega^2}. \quad (2.2)$$

The ground state wave function and the energy levels become as

$$\begin{aligned}\langle x|0\rangle &\equiv \Psi_0 = \frac{(m\omega)^{\frac{1}{4}}}{\pi^{\frac{1}{4}}} e^{-\frac{m\omega}{2}(x-\mathbf{d})^2}, \\ \mathcal{E}_n &= \omega(n + \frac{1}{2}) - \mathcal{E} \equiv \mathcal{E}_n^{(0)} - \mathcal{E}\end{aligned}\quad (2.3)$$

the normalized energy eigenstates can be obtained as

$$|\mathcal{E}_n\rangle = \sqrt{\frac{1}{n!}} (\hat{a}^\dagger)^n |0\rangle \quad (2.4)$$

where the modified canonical creation and annihilation operators are given by

$$\hat{a}^\dagger = \sqrt{\frac{m\omega}{2}} \left((\hat{x} - \mathbf{d}) - i \frac{\hat{p}}{m\omega} \right), \quad \hat{a} = \sqrt{\frac{m\omega}{2}} \left((\hat{x} - \mathbf{d}) + i \frac{\hat{p}}{m\omega} \right). \quad (2.5)$$

As mentioned in the introduction, for our case we shall construct the corresponding TFD state. To apply this method by making use of (1.1) one can write

$$\begin{aligned}|\text{TFD}\rangle &= \frac{1}{\sqrt{Z}} \sum_{n=0}^{\infty} e^{-\frac{\beta}{2}(\mathcal{E}_n^{(0)} - \mathcal{E})} |\mathcal{E}_n\rangle |\mathcal{E}_{\tilde{n}}\rangle \\ &= \frac{1}{\sqrt{Z}} \sum_{n=0}^{\infty} e^{-\frac{\beta}{2}(\mathcal{E}_n^{(0)} - \mathcal{E})} \frac{1}{n!} (\hat{a}_L^\dagger)^n (\hat{a}_R^\dagger)^n |0\rangle_L |0\rangle_R,\end{aligned}\quad (2.6)$$

where the subscript L and R stand for the left and right conformal field theories. To find the normalization factor, let us compute the inner product of the state as follows

$$\begin{aligned}\langle \text{TFD} | \text{TFD} \rangle &= \frac{1}{Z} \sum_{n,n'=0}^{\infty} e^{-\frac{\beta}{2}(\mathcal{E}_n^{(0)} + \mathcal{E}_{n'}^{(0)} - 2\mathcal{E})} \left({}_L\langle \mathcal{E}_{n'} | {}_R\langle \mathcal{E}_{n'} | \right) \left(|\mathcal{E}_n\rangle_L |\mathcal{E}_n\rangle_R \right) \\ &= \frac{1}{Z} \sum_{n=0}^{\infty} e^{-\beta(\mathcal{E}_n^{(0)} - \mathcal{E})} = \frac{1}{Z} e^{\beta\mathcal{E}} \sum_{n=0}^{\infty} e^{-(n+\frac{1}{2})\beta\omega} \\ &= \frac{1}{Z} \frac{e^{\beta\mathcal{E}}}{e^{\frac{\beta\omega}{2}} - e^{-\frac{\beta\omega}{2}}},\end{aligned}\quad (2.7)$$

leading to the following expression

$$Z = \frac{e^{\beta\mathcal{E}}}{e^{\frac{\beta\omega}{2}} - e^{-\frac{\beta\omega}{2}}}. \quad (2.8)$$

Consequently, the thermofield double state (2.6) becomes

$$|\text{TFD}\rangle = \sqrt{1 - e^{-\beta\omega}} \exp\left(e^{-\frac{\beta\omega}{2}} \hat{a}_L^\dagger \hat{a}_R^\dagger\right) |0\rangle_L |0\rangle_R, \quad (2.9)$$

where \hat{a}^\dagger is defined by (2.5). The aim of this work is to evaluate the complexity of the state (2.9). In other words, the state (2.9) is supposed to be the target state and we try to reach this

target state from a definite reference state. To evaluate the complexity, we will follow Nielsen's geometric approach, in which one should re-produce the thermofield double state from the diagonal basis which is defined by

$$\hat{x}_{\pm} = \frac{1}{\sqrt{2}} \left((\hat{x}_L - \mathbf{d}) \pm (\hat{x}_R - \mathbf{d}) \right), \quad \hat{p}_{\pm} = \frac{1}{\sqrt{2}} \left(\hat{p}_L \pm \hat{p}_R \right). \quad (2.10)$$

The TFD state on this basis is given by (appendix)

$$|\text{TFD}\rangle = e^{-i\alpha\hat{x}_+\hat{p}_+} |0\rangle_+ \otimes e^{i\alpha\hat{x}_-\hat{p}_-} |0\rangle_-, \quad (2.11)$$

where clearly the modes have been decoupled and

$$\alpha = \cosh^{-1} \frac{1}{\sqrt{1 - e^{-\beta\omega}}}. \quad (2.12)$$

For later convenience, let us obtain the time evolution of the TFD state on the diagonal basis. The time evolution of (2.6) is as follows

$$|\text{TFD}(t)\rangle = (1 - e^{-\beta\omega})^{\frac{1}{2}} \sum_{n=0}^{\infty} e^{-n\frac{\beta\omega}{2}} e^{-i[(n+\frac{1}{2})\omega - \mathcal{E}]t_L} e^{-i[(n+\frac{1}{2})\omega - \mathcal{E}]t_R} |\mathcal{E}_n\rangle_L |\mathcal{E}_n\rangle_R. \quad (2.13)$$

It is worth mentioning that because of the boost symmetry, the complexity evolves with time $t = t_L + t_R$. This implies that in generic, one can only consider the symmetric times $t_L = t_R = t/2$, thus one obtains

$$\begin{aligned} |\text{TFD}(t)\rangle &= e^{-i(\frac{\omega}{2} - \mathcal{E})t} (1 - e^{-\beta\omega})^{\frac{1}{2}} \sum_{n=0}^{\infty} e^{-n\frac{\beta\omega}{2}} e^{-in\omega t} |\mathcal{E}_n\rangle_L |\mathcal{E}_n\rangle_R \\ &= e^{-i(\frac{\omega}{2} - \mathcal{E})t} (1 - e^{-\beta\omega})^{\frac{1}{2}} \sum_{n=0}^{\infty} \frac{e^{-n\frac{\beta\omega}{2}} e^{-in\omega t}}{n!} (\hat{a}_L^\dagger \hat{a}_R^\dagger)^n |0\rangle_L |0\rangle_R \\ &= e^{-i(\frac{\omega}{2} - \mathcal{E})t} (1 - e^{-\beta\omega})^{\frac{1}{2}} \exp \left[e^{-\frac{\beta\omega}{2}} e^{-it\omega} (\hat{a}_L^\dagger \hat{a}_R^\dagger) \right] |0\rangle_L |0\rangle_R. \end{aligned} \quad (2.14)$$

And in a diagonal basis, one can write

$$|\text{TFD}(t)\rangle = e^{-i\alpha\hat{\mathcal{O}}_+(t)} |0\rangle_+ \otimes e^{i\alpha\hat{\mathcal{O}}_-(t)} |0\rangle_-, \quad (2.15)$$

where

$$\begin{aligned} \hat{\mathcal{O}}_-(t) &= \frac{1}{2} \left[\cos \omega t (\hat{x}_- \hat{p}_- + \hat{p}_- \hat{x}_-) + \sin \omega t (m\omega \hat{x}_-^2 - \frac{1}{m\omega} \hat{p}_-^2) \right], \\ \hat{\mathcal{O}}_+(t) &= \frac{1}{2} \left[\cos \omega t (\hat{x}_+ \hat{p}_+ + \hat{p}_+ \hat{x}_+ - 2\sqrt{2}\mathbf{d} \hat{p}_+) \right. \\ &\quad \left. + \sin \omega t \left(m\omega \hat{x}_+^2 - \frac{1}{m\omega} \hat{p}_+^2 - 2\sqrt{2}m\omega \mathbf{d} \hat{x}_+ + 2m\omega \mathbf{d}^2 \right) \right]. \end{aligned} \quad (2.16)$$

In the following section, we shall compute the complexification of the above state when the system undergoes an external electric field.

3 Complexity of the TFD state: the covariance matrix approach

In quantum information theory, the complexity is defined as the minimal number of gates to implement a unitary transformation, \mathcal{U} where it must transform the reference state to the desired output target state. Similarly, the complexity is defined by the minimum number of unitary operators that we need to build the target state $|\Psi_T\rangle$ from the reference state $|\Psi_R\rangle$, namely, one can write

$$|\Psi_T\rangle = \mathcal{U} |\Psi_R\rangle, \quad (3.1)$$

where \mathcal{U} is in fact a string of continuous elementary unitary gates,

$$\mathcal{U} = \prod_{n=1}^d V_{I_n}, \quad (3.2)$$

d is the number of gates which defines the circuit depth, and in the optimal construction, it corresponds to the complexity. The operator \mathcal{U} can be defined by

$$\mathcal{U} = \mathcal{P} \exp \left[-i \int_0^1 ds \mathcal{H}(s) \right], \quad (3.3)$$

where

$$\mathcal{H}(s) = \sum_I Y^I(s) \hat{\mathcal{O}}_I$$

\mathcal{P} stands for the path ordering operator of circuit construction as s increases, s is a parameter which labels paths in Hilbert space. $\hat{\mathcal{O}}_I$ is a set of generators dual to the fundamental gates, and $Y^I(s)$ are the coefficients which are related to the number of basic gates and referred to as control functions. In other words, we expand $\mathcal{H}(s)$ in $\{\mathcal{O}_I\}$ basis. The problem is to find the shortest (optimum) path among infinite paths to result in the target state, which can be achieved by optimizing the trajectories. In this scene, one can define the cost function that parametrizes the costs of the various pathways as follows (we refer to the reference [26] for more details)

$$\mathcal{C}(\mathcal{U}) = \int_0^1 ds \sqrt{\sum_I |Y^I(s)|^2} \quad (3.4)$$

By definition, the circuit complexity is the least cost of producing the target state from a given reference state; therefore, one must minimize the cost function (3.4) that means the optimization of every trajectory that may go from the reference state to build the target state. This is indeed

a difficult task, however, for the Gaussian states, the standard method of studying trajectories is the covariance matrix formalism. The covariance matrix for a pure Gaussian state is the two-point function defined by

$$G^{ab} = \langle \Psi | \hat{\xi}^a \hat{\xi}^b + \hat{\xi}^b \hat{\xi}^a | \Psi \rangle \quad (3.5)$$

where $\hat{\xi} = \{\hat{x}, \hat{p}\}$ stand for the canonical operators, G is often called the covariance matrix. Any Gaussian state can be completely characterized by its covariance matrix, moreover, in the state space, the trajectories between states can be also well-identified in terms of the covariance matrix. For the space of Gaussian states, the unitary operator $\hat{U}(s)$ maps two states as

$$|\Psi_s\rangle = \hat{U}(s) |\Psi_0\rangle, \quad (3.6)$$

where $\hat{U}(s)$ can indeed be written in terms of a Hermitian operator as follows

$$\hat{U}(s) \equiv e^{-is\hat{K}} = \exp[-s \frac{i}{2} \hat{\xi}^a k_{ab} \hat{\xi}^b], \quad (3.7)$$

where \hat{K} is the Hermitian operator and its matrix elements are denoted by k_{ab} . The covariance matrix for $|\Psi_s\rangle$ can be computed as follows

$$G_s = \langle \Psi_s | \hat{\xi}^a \hat{\xi}^b + \hat{\xi}^b \hat{\xi}^a | \Psi_s \rangle = \hat{U}(s) G_0 \hat{U}(s)^\dagger, \quad (3.8)$$

for the target state one has

$$G_T = \hat{U}(s=1) G_R \hat{U}(s=1)^\dagger \quad (3.9)$$

where G_T and G_R are the covariance matrix of the target state and the reference state, respectively. In Ref. [26], it is argued that the information of circuit complexity can be deduced from the relative covariance matrix which is defined as

$$\Delta = G_T G_R^{-1}, \quad (3.10)$$

and the corresponding cost function, in a way that the complexity depends on the eigenvalues of the above-mentioned matrix, turns to

$$\mathcal{C}(\mathcal{U}) = \frac{1}{4} \text{Tr} [|\log \Delta|^2]. \quad (3.11)$$

Now, we use the method reviewed above to study the complexity of TFD state (2.15). However, we should mention that in (3.7) the \hat{K} operators consist of all quadratic combinations of the dimension-full operators $\hat{\xi}$. This means that the control functions Y^I are dimension-full and in order to sum them up and obtain appropriate cost functions, they must be dimensionless. The simplest approach is introducing new dimensionless position and momentum coordinates

by introducing a new gate scale g_s , as follows

$$\hat{\xi}_{\text{new}} = \{\hat{x}g_s, \frac{\hat{p}}{g_s}\}. \quad (3.12)$$

Introducing g_s factor makes the new coordinates to be dimensionless. In order to calculate the complexity, we rewrite the state (2.15) as follows

$$|\text{TFD}(t)\rangle = \hat{U}_+(s=1)|G_0\rangle_+ \otimes \hat{U}_-(s=1)|G_0\rangle_- = e^{-i\hat{K}_+} |G_0\rangle_+ \otimes e^{-i\hat{K}_-} |G_0\rangle_-, \quad (3.13)$$

stands for two different modes corresponding to the right- and left-moving harmonic oscillators, which are completely decomposed. With the new coordinate $\hat{\xi}_{\text{new}}$ and making use of (2.15), (2.16), the unitary matrices k_{ab+} and k_{ab-} are found to be

$$k_{ab-} = -\alpha \begin{pmatrix} \lambda \sin \omega t & \cos \omega t & 0 \\ \cos \omega t & -\frac{1}{\lambda} \sin \omega t & 0 \\ 0 & 0 & 0 \end{pmatrix} \quad (3.14)$$

and

$$k_{ab+} = -\alpha \begin{pmatrix} -\lambda \sin \omega t & -\cos \omega t & \sqrt{2} \tilde{\mathbf{d}} \lambda \sin \omega t \\ -\cos \omega t & \frac{1}{\lambda} \sin \omega t & \sqrt{2} \tilde{\mathbf{d}} \cos \omega t \\ \sqrt{2} \tilde{\mathbf{d}} \lambda \sin \omega t & \sqrt{2} \tilde{\mathbf{d}} \cos \omega t & -2 \tilde{\mathbf{d}}^2 \lambda \sin \omega t \end{pmatrix}, \quad (3.15)$$

where

$$\lambda = \frac{m\omega}{g_s^2}, \quad \tilde{\mathbf{d}} = g_s \mathbf{d}. \quad (3.16)$$

After doing some calculations, one obtains

$$K_- = -\alpha \begin{pmatrix} \cos \omega t & -\frac{1}{\lambda} \sin \omega t & 0 \\ -\lambda \sin \omega t & -\cos \omega t & 0 \\ 0 & 0 & 0 \end{pmatrix}, \quad (3.17)$$

and

$$K_+ = -\alpha \begin{pmatrix} -\cos \omega t & \frac{1}{\lambda} \sin \omega t & \sqrt{2} \tilde{\mathbf{d}} \cos \omega t \\ \lambda \sin \omega t & \cos \omega t & -\sqrt{2} \tilde{\mathbf{d}} \lambda \sin \omega t \\ 0 & 0 & 0 \end{pmatrix}, \quad (3.18)$$

where $K_b^a = \Omega^{ac} k_{cb}$ in which $[\hat{\xi}_{\pm}^a, \hat{\xi}_{\pm}^b] = i\Omega_{\pm}^{ab}$, this implies

$$\Omega_+^{ab} = \Omega_-^{ab} = \begin{pmatrix} 0 & 1 & 0 \\ -1 & 0 & 0 \\ 0 & 0 & 0 \end{pmatrix}, \quad (3.19)$$

From the above expressions and relation (3.13), the unitary matrices $U_{\pm}(1)$ become as follows

$$U_{-}(1) = \begin{pmatrix} \cosh \alpha - \cos \omega t \sinh \alpha & \lambda^{-1} \sin \omega t \sinh \alpha & 0 \\ \lambda \sin \omega t \sinh \alpha & \cosh \alpha + \cos \omega t \sinh \alpha & 0 \\ 0 & 0 & 1 \end{pmatrix}, \quad (3.20)$$

$$U_{+}(1) = \begin{pmatrix} \cosh \alpha + \cos \omega t \sinh \alpha & -\lambda^{-1} \sin \omega t \sinh \alpha & \sqrt{2} \tilde{\mathbf{d}} (1 - \cosh \alpha - \cos \omega t \sinh \alpha) \\ -\lambda \sin \omega t \sinh \alpha & \cosh \alpha - \cos \omega t \sinh \alpha & \sqrt{2} \tilde{\mathbf{d}} \lambda \sin \omega t \sinh \alpha \\ 0 & 0 & 1 \end{pmatrix}$$

The equation (3.8) together with expressions for matrices $U_{\pm}(1)$ in (3.20) and noting that

$$G_{0,-} = \begin{pmatrix} \frac{1}{\lambda} & 0 & 0 \\ 0 & \lambda & 0 \\ 0 & 0 & 2 \end{pmatrix}, \quad G_{0,+} = \begin{pmatrix} 4\tilde{\mathbf{d}}^2 + \frac{1}{\lambda} & 0 & 2\sqrt{2}\tilde{\mathbf{d}} \\ 0 & \lambda & 0 \\ 2\sqrt{2}\tilde{\mathbf{d}} & 0 & 2 \end{pmatrix} \quad (3.21)$$

gives us the two-point function of the target state as follows

$$G_{T,-}(t) = \begin{pmatrix} g_{11,-} & g_{12,-} & 0 \\ g_{21,-} & g_{22,-} & 0 \\ 0 & 0 & 2 \end{pmatrix}, \quad G_{T,+}(t) = \begin{pmatrix} g_{11,+} & g_{12,+} & 2\sqrt{2}\tilde{\mathbf{d}} \\ g_{21,+} & g_{22,+} & 0 \\ 2\sqrt{2}\tilde{\mathbf{d}} & 0 & 2 \end{pmatrix}, \quad (3.22)$$

where we have

$$\begin{aligned} g_{11,-} &= \frac{1}{\lambda} (\cosh 2\alpha - \cos \omega t \sinh 2\alpha), \\ g_{11,+} &= \frac{1}{\lambda} (4\tilde{\mathbf{d}}^2 \lambda + \cosh 2\alpha + \cos \omega t \sinh 2\alpha), \\ g_{22,\pm} &= \lambda (\cosh 2\alpha \mp \cos \omega t \sinh 2\alpha), \\ g_{12,-} &= g_{21,-} = -g_{12,+} = -g_{21,+} = \sin \omega t \sinh 2\alpha. \end{aligned} \quad (3.23)$$

At this stage, in order to build the relative covariance matrix (3.10), we need to find the covariance matrix G_R related to the reference state, which is found as

$$G_{R,+} = G_{R,-} = \begin{pmatrix} \frac{1}{\lambda_R} & 0 & 0 \\ 0 & \lambda_R & 0 \\ 0 & 0 & 2 \end{pmatrix}, \quad (3.24)$$

where

$$\lambda_R = m\omega_R/g_s^2. \quad (3.25)$$

Making use of (3.22) and (3.24), the relative covariance matrices Δ_{\pm} becomes

$$\Delta_- = \begin{pmatrix} \Delta_{11,-} & \Delta_{12,-} & 0 \\ \Delta_{21,-} & \Delta_{22,-} & 0 \\ 0 & 0 & 1 \end{pmatrix}, \quad \Delta_+ = \begin{pmatrix} \Delta_{11,+} & \Delta_{12,+} & \sqrt{2}\tilde{\mathbf{d}} \\ \Delta_{21,+} & \Delta_{22,+} & 0 \\ 2\sqrt{2}\tilde{\mathbf{d}}\lambda_R & 0 & 1 \end{pmatrix}, \quad (3.26)$$

where

$$\begin{aligned} \Delta_{11-} &= \frac{\lambda_R}{\lambda} \left(\cosh 2\alpha - \cos \omega t \sinh 2\alpha \right), \\ \Delta_{11,+} &= \frac{\lambda_R}{\lambda} \left(4\tilde{\mathbf{d}}^2 \lambda + \cosh 2\alpha + \cos \omega t \sinh 2\alpha \right), \\ \Delta_{22,\pm} &= \frac{\lambda}{\lambda_R} \left(\cosh 2\alpha \mp \cos \omega t \sinh 2\alpha \right), \\ \Delta_{21+} &= \lambda_R^2 \Delta_{12+} = -\lambda_R \sin \omega t \sinh 2\alpha, \\ \Delta_{21-} &= \lambda_R^2 \Delta_{12-} = \lambda_R \sin \omega t \sinh 2\alpha. \end{aligned} \quad (3.27)$$

Finally, we use (3.11), to compute the complexity of TFD state (2.15) which can be written as follows

$$\mathcal{C}(t) = \frac{1}{4} \sum_{i=1}^3 \left[\left(\log \Delta_+^{(i)} \right)^2 + \left(\log \Delta_-^{(i)} \right)^2 \right], \quad (3.28)$$

where the eigenvalues of Δ_{\pm} are denoted by $\Delta_{\pm}^{(i)}$ which are given by

$$\Delta_-^{(1)} = 1, \quad \Delta_-^{(2)} = A - \sqrt{A^2 - 1}, \quad \Delta_-^{(3)} = A + \sqrt{A^2 - 1}, \quad (3.29)$$

note that we have defined

$$A \equiv \frac{1}{2\lambda\lambda_R} \left((\lambda^2 + \lambda_R^2) \cosh 2\alpha + (\lambda^2 - \lambda_R^2) \cos \omega t \sinh 2\alpha \right) \quad (3.30)$$

It is worth mentioning that the expressions for eigenvalues of the Δ_+ are very lengthy, but in perturbatively expansion in the \mathbf{d} parameter, one may estimate them (Appendix B). Now we have all the ingredients to study the complexity (3.28) of the time-dependent state (2.15). To see the general structure of this complexity, one may use the eigenvalues of $\Delta_{\pm}(t)$ matrices in the simple limit: $\lambda \ll 1$ and $\tilde{\mathbf{d}} \ll 1$, where in this case, the non-zero eigenvalues are given by

$$\begin{aligned} \Delta_{\pm}^{(1)}(t) &= 1, \quad \Delta_-^{(3)}(t) = \frac{\lambda_R}{\lambda} \left(\cosh 2\alpha - \cos \omega t \sinh 2\alpha \right), \\ \Delta_+^{(2)}(t) &= 4\tilde{\mathbf{d}}^2 \lambda_R, \quad \Delta_+^{(3)}(t) = 4\tilde{\mathbf{d}}^2 \lambda_R + \frac{\lambda_R}{\lambda} \left(\cosh 2\alpha + \cos \omega t \sinh 2\alpha \right). \end{aligned} \quad (3.31)$$

We present the results of the complexification in various cases, in figures fig.1 and fig.2. Note that $\lambda_R = 1$ and the dimensionless ratio qE/Ω has been defined where $\Omega = \omega g_s$. Moreover, we have defined $\Delta\mathcal{C}(t)$ as

$$\Delta\mathcal{C}(t) = \mathcal{C}(t) - \mathcal{C}(0). \quad (3.32)$$

Figure 1 shows the results when the external electric field has been turned off, on the other hand in fig.2, we have studied the effect of changing $\frac{qE}{\Omega}$ on the complexity. Note that in both cases, we have proposed $\lambda \ll 1$ and $\tilde{\mathbf{d}} \ll 1$. On the other hand, the time evolution of the complexity has been studied in different citations in the generic case in figures 3 and 4.

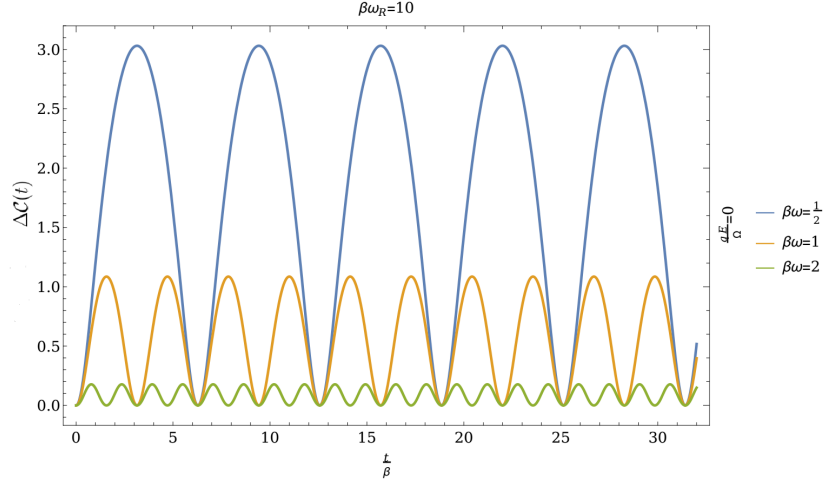


Figure 1: $\Delta\mathcal{C}(t)$ complexity of TFD state in the simple limit for $E = 0$, $\lambda_R = 1$, $\beta\omega_R = 10$ and different values of $\beta\omega$. $\beta\omega = \frac{1}{2}$ (blue), 1(yellow), and 2(green).

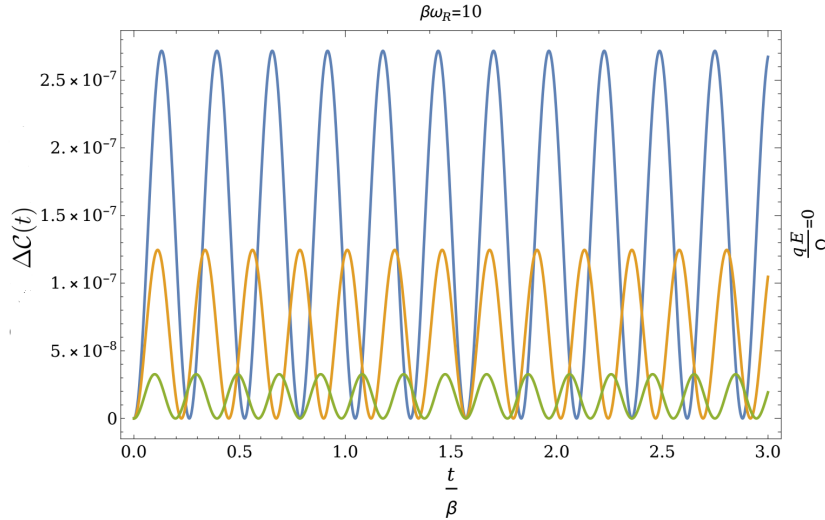


Figure 3: $\Delta\mathcal{C}(t)$ complexity of TFD state: $E = 0$ and $\lambda_R = 1$, $\beta\omega_R = 10$ and different values of $\beta\omega$. $\beta\omega = 12$ (blue), 14(yellow), and 16(green).

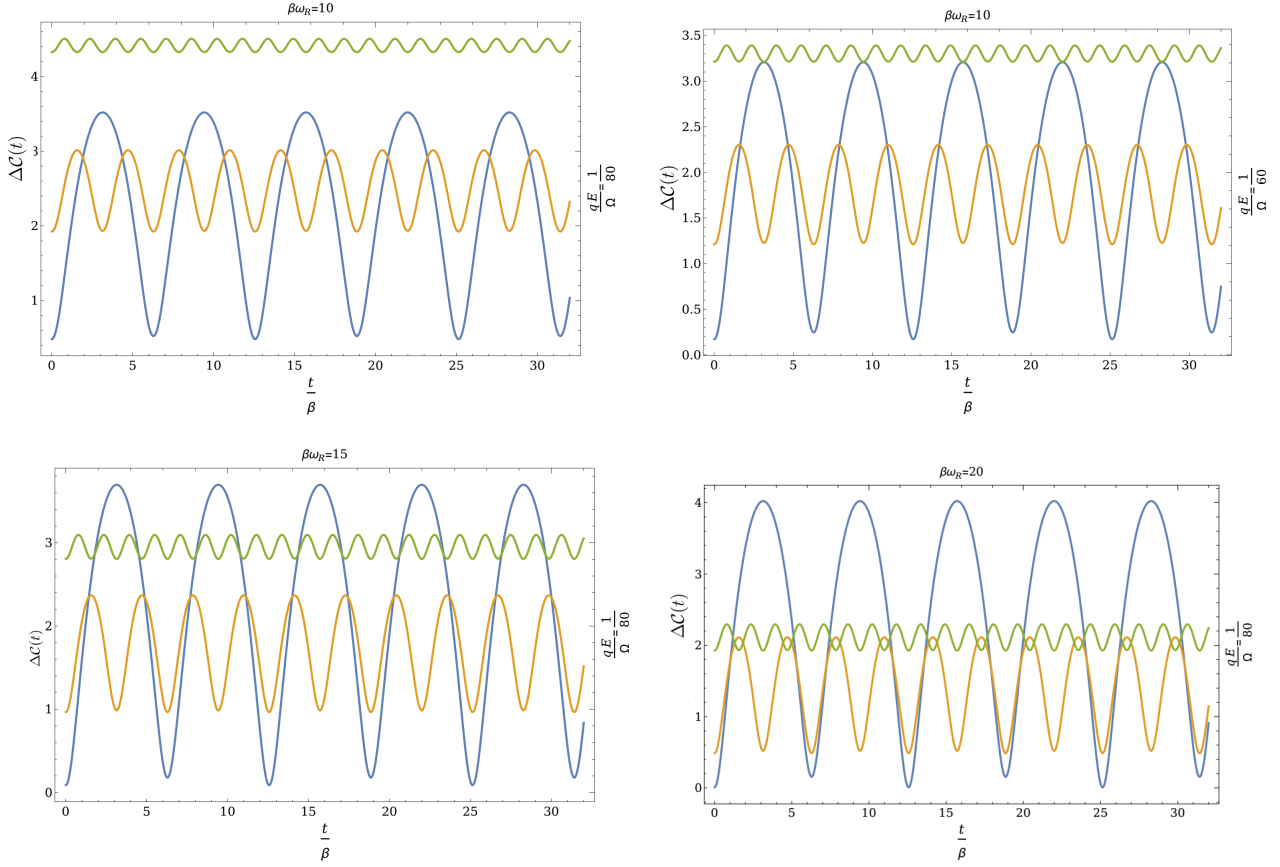


Figure 2: $\Delta\mathcal{C}(t)$ complexity of TFD state as a function of time for $\lambda_R = 1$. In the first line, the effect of increasing $\frac{qE}{\Omega}$ for fixed $\beta\omega_R$ is shown. In the second line, the effect of increasing $\beta\omega_R$ for fixed $\frac{qE}{\Omega}$ is shown. $\beta\omega = \frac{1}{2}$ (blue), 1(yellow), and 2(green).

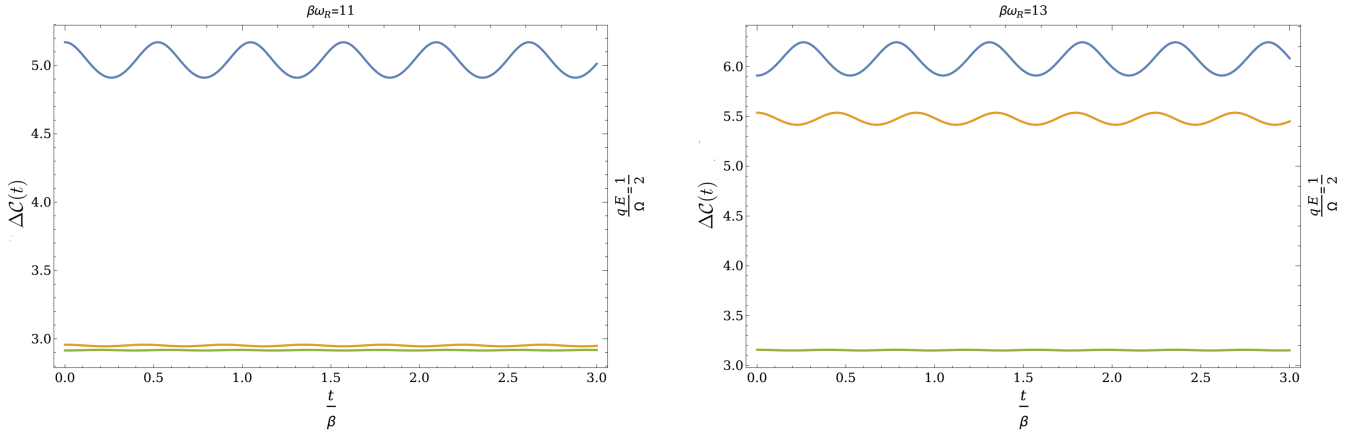


Figure 4: $\Delta\mathcal{C}(t)$ complexity of TFD state for $\lambda_R = 1$. The effect of increasing $\beta\omega_R$ for fixed $\frac{qE}{\Omega}$ is shown. $\beta\omega = 12$ (blue), 14(yellow), and 16(green).

4 Conclusions

In this paper, we studied the complexity of the time-dependent thermofield double state for a harmonic oscillator with an external electric field. We used the covariance matrix approach and Nielsen's geometric approximation for the Gaussian states and examined $\Delta\mathcal{C}$ complexity

of state as a function of time. By making use of the parameters, say as mass m and frequency ω , we have defined $\lambda = \frac{m\omega}{g_s^2}$ and $\Omega = \omega g_s$ where g_s is the gate scale factor. We observed that by setting the external field to be zero $E = 0$, as the frequency value increases, the complexity of the system decreases. In other words, in the harmonic oscillator, high frequency causes the system to be less complex (figures 1 and 3). However, when we turn on the electric field, for a smaller value of E , by increasing the frequency the complexity increases as well. For the larger value of E , the system goes back to its behavior when there is no electric field. It means that by increasing the $\beta\omega$, the amount of complexity is reduced, which is independent of the external electric field. We also observed that if $\beta\omega \gg \frac{qE}{\Omega}$ then by increasing the electric field, the complexity decreases. Moreover, our results indicate that by increasing $\beta\omega_R$ while keeping other parameters unchanged, the behavior of the complexity depends on the value of $\beta\omega$ and also the external electric field. The observation of this study is in agreement with the results of complexity for an oscillator in the presence of electric and magnetic fields [32, 33]. Finally, let us make a comment on the effect of changing the reference state by rescaling g_s . As long as in most cases, we are dealing with the ratio of $\frac{\lambda_R}{\lambda}$, thus any rescaling of λ_R (by g_s) is compensated in ratio $\frac{\lambda_R}{\lambda}$ by the same rescaling of λ (equations (3.16) and (3.25)). In this sense, the complexity becomes independent of the rescaling of the reference state. However, in the presence of the electric field, the complexity apart the combination $\frac{\lambda_R}{\lambda}$ also depends on $\tilde{\mathbf{d}}\lambda_R^2$ and $\tilde{\mathbf{d}}\lambda\lambda_R$ combinations. Clearly, these combinations change by rescaling the λ_R , consequently, the complexity would also change.

As a future work, it would be fascinating to investigate the effect of supposing non-trivial gate scale ($\lambda_R \neq 1$) and also external factors on the complexity and its dynamics for the Gaussian states of the harmonic oscillators.

Acknowledgments

With sincere thanks and appreciation to M. Alishahiha for all his supports and useful comments. M. Tanhayi thanks school of physics IPM for hospitality, where part of this work was done. We would like to thank T. Hamedani for her comments. R. Pirmoradian would also like to thank A. Naseh for his very helpful comments and related discussions. R. Pirmoradian would also like to extend special thanks to M. Reza Lahoti Ashkuri and M. Saidi for their supports.

Decomposition of TFD in diagonal basis

The TFD state can be built by acting as a unitary operator on the product of the ground states, namely

$$|\text{TFD}\rangle = U \left(|0\rangle_L |0\rangle_R \right),$$

in order to find such unitary operator, let us introduce the following operator

$$\hat{\mathcal{O}} = e^{\alpha_+ \hat{K}_+ + \alpha_- \hat{K}_- + \alpha_0 \hat{K}_0}, \quad (4.1)$$

where

$$\hat{K}_- = \hat{a}_L \hat{a}_R, \quad \hat{K}_+ = \hat{a}_L^\dagger \hat{a}_R^\dagger, \quad \hat{K}_0 = \frac{1}{2} \left(\hat{a}_L^\dagger \hat{a}_L + \hat{a}_R^\dagger \hat{a}_R + 1 \right) \quad (4.2)$$

It is straightforward to check the following relations

$$[\hat{K}_-, \hat{K}_+] = 2\hat{K}_0, \quad [\hat{K}_0, \hat{K}_\pm] = \pm\hat{K}_\pm. \quad (4.3)$$

By imposing the condition $\alpha_+ = -\alpha_-$ and $\alpha_0 \in R$, the (4.1) becomes unitary and one can write [26]

$$\hat{\mathcal{O}} = e^{\gamma_+ \hat{K}_+} e^{(\log \gamma_0) \hat{K}_0} e^{\gamma_- \hat{K}_-}, \quad (4.4)$$

where

$$\gamma_\pm = \frac{2\alpha_\pm \sinh \Theta}{2\Theta \cosh \Theta - \alpha_0 \sinh \Theta}, \quad \gamma_0 = \left(\cosh \Theta - \frac{\alpha_0}{2\Theta} \sinh \Theta \right)^{-2},$$

$$\Theta^2 = \frac{\alpha_0^2}{4} - \alpha_+ \alpha_-. \quad (4.5)$$

For the special case ($\alpha_0 = 0$), one can simplify the operator $\hat{\mathcal{O}}$ as follows

$$\hat{\mathcal{O}} = e^{\alpha(\hat{K}_+ - \hat{K}_-)} = e^{(\tanh \alpha) \hat{K}_+} e^{-2(\log \cosh \alpha) \hat{K}_0} e^{-(\tanh \alpha) \hat{K}_-}, \quad (4.6)$$

where we have used $\alpha_+ = -\alpha_- = \alpha \in R$. It is worth mentioning that

$$\hat{K}_- |0\rangle_L |0\rangle_R = 0, \quad \hat{K}_0 |0\rangle_L |0\rangle_R = \frac{1}{2} |0\rangle_L |0\rangle_R, \quad (4.7)$$

then one obtains

$$e^{\alpha(\hat{K}_+ - \hat{K}_-)} |0\rangle_L |0\rangle_R = \frac{1}{\cosh \alpha} e^{(\tanh \alpha) \hat{K}_+} |0\rangle_L |0\rangle_R. \quad (4.8)$$

Now, by comparing the right-hand side of the above equation with (2.9), we can write the thermofield double state (2.9) in the following form

$$|\text{TFD}\rangle = e^{\alpha(\hat{a}_L^\dagger \hat{a}_R^\dagger - \hat{a}_L \hat{a}_R)} |0\rangle_L |0\rangle_R, \quad (4.9)$$

where

$$\alpha = \cosh^{-1} \frac{1}{\sqrt{1 - e^{-\beta\omega}}}. \quad (4.10)$$

By making use (2.5) and defining the proper diagonal (normal) basis as given by (2.10), the corresponding thermofield double state (4.9) can be written as

$$|\text{TFD}\rangle = e^{-i\alpha\hat{x}_+\hat{p}_+} |0\rangle_+ \otimes e^{i\alpha\hat{x}_-\hat{p}_-} |0\rangle_-, \quad (4.11)$$

where the following relation has been used

$$\hat{a}_L^\dagger \hat{a}_R^\dagger - \hat{a}_L \hat{a}_R = -i(\hat{x}_+ \hat{p}_+ - \hat{x}_- \hat{p}_-). \quad (4.12)$$

As a final note, let us comment on the TFD mode wave function. In x_\pm basis one can write

$$\langle x_+, x_- | \text{TFD} \rangle \equiv \Psi_{\text{TFD}} \simeq e^{-\frac{m\omega}{2}(e^{-2\alpha}x_+^2 + e^{2\alpha}x_-^2)}, \quad (4.13)$$

where we have used the following equations

$$\begin{aligned} \Psi_0(e^{-\alpha}x_+) &\simeq e^{-\frac{i\alpha}{2}(\hat{x}_+\hat{p}_+ + \hat{p}_+\hat{x}_+)} \Psi_0(x_+) \simeq e^{-\frac{m\omega}{2}e^{-2\alpha}x_+^2}, \\ \Psi_0(e^{\alpha}x_-) &\simeq e^{\frac{i\alpha}{2}(\hat{x}_-\hat{p}_- + \hat{p}_-\hat{x}_-)} \Psi_0(x_-) \simeq e^{-\frac{m\omega}{2}e^{2\alpha}x_-^2}. \end{aligned} \quad (4.14)$$

Moreover, in (x_L, x_R) coordinates the wave function (4.14) turns to

$$\Psi_{\text{TFD}} \simeq \exp \left[-\frac{m\omega}{2} \left(\cosh 2\alpha ((x_L - \mathbf{d})^2 + (x_R - \mathbf{d})^2) - 2 \sinh 2\alpha (x_L - \mathbf{d})(x_R - \mathbf{d}) \right) \right]. \quad (4.15)$$

Eigenvalues of the Δ_+

The eigenvalues may be found by solving the following determinant equation

$$|\Delta_+ - \Delta_+^{(i)} I| = 0, \quad (4.16)$$

in order to solve the above equation, one may use the perturbative expansion for the eigenvalues

$$\Delta_+^{(i)} = \Delta_{0,+}^{(i)} + \Delta_{1,+}^{(i)} \tilde{\mathbf{d}}^2 + \dots, \quad i = 1, 2, 3 \quad (4.17)$$

After simplification, one can see that

$$\Delta_{0,+}^{(i)} = \Delta_-^{(i)} (\alpha \rightarrow -\alpha), \quad (4.18)$$

where $\Delta_-^{(i)}$ are given by (3.29) and

$$\Delta_{1,+}^{(1)} = \frac{4\lambda\lambda_R \left(\lambda \cosh 2\alpha - \lambda \cos \omega t \sinh 2\alpha - \lambda_R \right)}{(\lambda^2 + \lambda_R^2) \cosh 2\alpha + (\lambda_R^2 - \lambda^2) \cos \omega t \sinh 2\alpha - 2\lambda\lambda_R},$$

$$\Delta_{1,+}^{(2)} = \frac{4\lambda_R^3 \left(\cosh 2\alpha + \cos \omega t \sinh 2\alpha \right) \Delta_{0,+}^{(2)} - 4\lambda_R^2 \lambda}{\left((\lambda^2 + \lambda_R^2) \cosh 2\alpha + (\lambda_R^2 - \lambda^2) \cos \omega t \sinh 2\alpha - 2\lambda\lambda_R \right)} \frac{1}{\left(1 + \Delta_{0,+}^{(2)} \right)},$$

$$\Delta_{1,+}^{(3)} = \frac{4\lambda_R^3 \left(\cosh 2\alpha + \cos \omega t \sinh 2\alpha \right) \Delta_{0,+}^{(3)} - 4\lambda_R^2 \lambda}{\left((\lambda^2 + \lambda_R^2) \cosh 2\alpha + (\lambda_R^2 - \lambda^2) \cos \omega t \sinh 2\alpha - 2\lambda\lambda_R \right)} \frac{1}{\left(1 + \Delta_{0,+}^{(3)} \right)}. \quad (4.19)$$

References

- [1] B. Swingle and M. Van Raamsdonk, “Universality of Gravity from Entanglement,” [arXiv:1405.2933 [hep-th]].
- [2] A. Kitaev and J. Preskill, “Topological entanglement entropy,” Phys. Rev. Lett. **96**, 110404 (2006) [arXiv:hep-th/0510092 [hep-th]].
- [3] H. Casini and M. Huerta, “A c-theorem for the entanglement entropy,” J. Phys. A **40**, 7031-7036 (2007) [arXiv:cond-mat/0610375 [cond-mat]].
- [4] L. Bombelli, R. K. Koul, J. H. Lee and R. D. Sorkin, “A Quantum Source Of Entropy For Black Holes,” Phys. Rev. D **34**, 373 (1986).
- [5] C. G. Callan, Jr. and F. Wilczek, “On geometric entropy,” Phys. Lett. B **333**, 55-61 (1994) [arXiv:hep-th/9401072 [hep-th]].
- [6] M. Srednicki, “Entropy and area,” Phys. Rev. Lett. **71**, 666 (1993) [arXiv:hep-th/9303048].
- [7] S. Ryu and T. Takayanagi, “Holographic derivation of entanglement entropy from AdS/CFT,” Phys. Rev. Lett. **96**, 181602 (2006) [arXiv:hep-th/0603001].
- [8] T. Faulkner, A. Lewkowycz and J. Maldacena, “Quantum corrections to holographic entanglement entropy,” JHEP **11**, 074 (2013) [arXiv:1307.2892 [hep-th]].
- [9] M. Headrick, “Lectures on entanglement entropy in field theory and holography,” [arXiv:1907.08126 [hep-th]].
- [10] S. Chapman and G. Policastro, “Quantum computational complexity from quantum information to black holes and back,” Eur. Phys. J. C **82**, no.2, 128 (2022) [arXiv:2110.14672 [hep-th]].
- [11] L. Susskind, “Entanglement is not enough,” Fortsch. Phys. **64**, 49-71 (2016) doi:10.1002/prop.201500095 [arXiv:1411.0690 [hep-th]].
- [12] D. Stanford and L. Susskind, “Complexity and Shock Wave Geometries,” Phys. Rev. D **90**, no.12, 126007 (2014) [arXiv:1406.2678 [hep-th]].

- [13] L. Susskind, “Computational Complexity and Black Hole Horizons,” *Fortsch. Phys.* **64**, 24-43 (2016) [arXiv:1403.5695 [hep-th]].
- [14] A. R. Brown, D. A. Roberts, L. Susskind, B. Swingle and Y. Zhao, “Complexity, action, and black holes,” *Phys. Rev. D* **93**, no.8, 086006 (2016) [arXiv:1512.04993 [hep-th]].
- [15] A. Belin, R. C. Myers, S. M. Ruan, G. Sárosi and A. J. Speranza, “Does Complexity Equal Anything?,” *Phys. Rev. Lett.* **128**, no.8, 081602 (2022) [arXiv:2111.02429 [hep-th]].
- [16] T. Ali, A. Bhattacharyya, S. Shajidul Haque, E. H. Kim and N. Moynihan, “Time Evolution of Complexity: A Critique of Three Methods,” *JHEP* **04**, 087 (2019) [arXiv:1810.02734 [hep-th]].
- [17] M. Alishahiha, K. Babaei Velni and M. Reza Tanhayi, “Complexity and near extremal charged black branes,” *Annals Phys.* **425**, 168398 (2021) [arXiv:1901.00689 [hep-th]].
- [18] N. Engelhardt and Å. Folkestad, “General bounds on holographic complexity,” *JHEP* **01**, 040 (2022) [arXiv:2109.06883 [hep-th]].
- [19] M. Reza Tanhayi, R. Vazirian and S. Khoeini-Moghaddam, “Complexity Growth Following Multiple Shocks,” *Phys. Lett. B* **790**, 49-57 (2019) [arXiv:1809.05044 [hep-th]].
- [20] A. R. Brown, M. H. Freedman, H. W. Lin and L. Susskind, “Effective Geometry, Complexity, and Universality,” [arXiv:2111.12700 [hep-th]].
- [21] M. Alishahiha, “On quantum complexity,” *Phys. Lett. B* **842**, 137979 (2023) doi:10.1016/j.physletb.2023.137979 [arXiv:2209.14689 [hep-th]].
- [22] M. Alishahiha, “Holographic Complexity,” *Phys. Rev. D* **92**, no.12, 126009 (2015) [arXiv:1509.06614 [hep-th]].
- [23] M. Alishahiha, K. Babaei Velni and M. R. Mohammadi Mozaffar, “Black hole subregion action and complexity,” *Phys. Rev. D* **99**, no.12, 126016 (2019) [arXiv:1809.06031 [hep-th]].
- [24] Z. Borvayeh, M. R. Tanhayi and S. Rafibakhsh, “Holographic Complexity of Subregions in the Holographic Violating Theories,” *Mod. Phys. Lett. A* **35**, no.23, 2050191 (2020) [arXiv:2006.08478 [hep-th]].
- [25] W. Cottrell, B. Freivogel, D. M. Hofman and S. F. Lokhande, “How to Build the Thermofield Double State,” *JHEP* **02**, 058 (2019) [arXiv:1811.11528 [hep-th]].
- [26] S. Chapman, J. Eisert, L. Hackl, M. P. Heller, R. Jefferson, H. Marrochio and R. C. Myers, “Complexity and entanglement for thermofield double states,” *SciPost Phys.* **6**, no.3, 034 (2019) [arXiv:1810.05151 [hep-th]].
- [27] M. Ghasemi, A. Naseh and R. Pirmoradian, “Odd entanglement entropy and logarithmic negativity for thermofield double states,” *JHEP* **10**, 128 (2021) [arXiv:2106.15451 [hep-th]].

- [28] M. Doroudiani, A. Naseh and R. Pirmoradian, “Complexity for Charged Thermofield Double States,” *JHEP* **01**, 120 (2020) [arXiv:1910.08806 [hep-th]].
- [29] M. A. Nielsen, “A geometric approach to quantum circuit lower bounds,” quant-ph/0502070.
- [30] M. A. Nielsen, M. R. Dowling, M. Gu and A. M. Doherty, “Quantum Computation as Geometry,” *Science*, 311, 1133 quant-ph/0603161.
- [31] M. A. Nielsen and M. R. Dowling, “The geometry of quantum computation,” quant-ph/0701004.
- [32] R. Pirmoradian, M. Tanhayi, “On the Complexity of a Charged Quantum Oscillator,” *Journal of the Korean Physical Society*, **77**, 2 (2020) 102-106, doi:10.3938/jkps.77.102 arXiv:1911.08886 [hep-th].
- [33] F. Khorasani, M. R. Tanhayi and R. Pirmoradian, “Ultimate limits to computation: anharmonic oscillator,” *Eur. Phys. J. Plus* **137**, no.6, 699 (2022) doi:10.1140/epjp/s13360-022-02900-7 [arXiv:2103.03124 [quant-ph]].