

Efficient and Explainable Graph Neural Architecture Search via Monte-Carlo Tree Search

Yuya Sasaki
sasaki@ist.osaka-u.ac.jp
Osaka University
Suita, Osaka, Japan

ABSTRACT

Graph neural networks (GNNs) are powerful tools for performing data science tasks in various domains. Although we use GNNs in wide application scenarios, it is a laborious task for researchers and practitioners to design/select optimal GNN architectures in diverse graphs. To save human efforts and computational costs, graph neural architecture search (Graph NAS) has been used to search for a sub-optimal GNN architecture that combines existing components. However, there are no existing Graph NAS methods that satisfy explainability, efficiency, and adaptability to various graphs. Therefore, we propose an efficient and explainable Graph NAS method, called ExGNAS, which consists of (i) a simple search space that can adapt to various graphs and (ii) a search algorithm that makes the decision process explainable. The search space includes only fundamental functions that can handle homophilic and heterophilic graphs. The search algorithm efficiently searches for the best GNN architecture via Monte-Carlo tree search without neural models. The combination of our search space and algorithm achieves finding accurate GNN models and the important functions within the search space. We comprehensively evaluate our method compared with twelve hand-crafted GNN architectures and three Graph NAS methods in four graphs. Our experimental results show that ExGNAS increases AUC up to 3.6 and reduces run time up to 78% compared with the state-of-the-art Graph NAS methods. Furthermore, we show ExGNAS is effective in analyzing the difference between GNN architectures in homophilic and heterophilic graphs.

1 INTRODUCTION

Graph Neural Networks (GNNs) are powerful tools for practical data science tasks in various application scenarios from various domains including chemistry [12, 13], physics [35], social science [19], and neuroscience [55]. Although we have developed numerical GNN architectures for various graphs, there are no one-size-fits-all GNN architectures yet. It is laborious to design new GNN architectures and select optimal GNN architectures from numerous architectures according to the characteristics of graphs.

To save human efforts and computational costs in designing/selecting GNN architectures, graph neural architecture search (Graph NAS) has been used to search for a sub-optimal GNN architecture in a given graph [14, 52, 56]. Due to increasing the number of GNN architectures and the demand for graph analysis, Graph NAS becomes important for researchers and practitioners.

Issues in Graph NAS methods. Graph NAS methods have two technical design challenges; (1) search space and (2) search algorithm. First, the search space defines patterns of GNN architectures; GNN architectures are generated by combinations of components within the search space. If the search space is not well-designed, there

are no suitable GNN architectures within the search space. Second, search algorithms determine how to preferentially search for GNN architectures that could achieve high accuracy. If search algorithms are not sophisticated, the search process becomes inefficient, and suitable GNN architectures are not found during the search process.

Existing Graph NAS methods address these two challenges to improve accuracy and efficiency. However, their search algorithms use *neural models* as the backbone to run the search from *complex* search spaces. It causes an inefficient search process and a low capacity for analyzing the importance of components in GNN architectures. In addition, their search spaces mainly focus on homophilic graphs, so they lack the adaptability to heterophilic graphs.

Motivation. We reconsider Graph NAS from the perspective of practical data science for researchers and practitioners. For researchers, Graph NAS should provide (i) strong baselines on various graphs and (ii) the important components, which are helpful in designing new GNN architectures. For practitioners, Graph NAS should efficiently and easily provide sub-optimal GNN architectures on various graphs without knowledge of GNNs, the characteristics of graphs, and heavy hyper-parameter tuning. These indicate the necessity for efficient and explainable Graph NAS that provides sub-optimal architectures on various graph types.

Although explainable NAS methods have been studied widely [21, 33, 34], there are no explainable Graph NAS methods, to the best of our knowledge. For example, GraphGym [45] aims to understand the important fundamental components in GNN architectures. It does not provide search algorithms and GNN architectures for heterophilic graphs. AutoHeG [54] provides sub-optimal GNN architecture for heterophilic graphs, but it is inefficient and complex to understand the important components of GNN architectures. In addition, there are no studies that empirically compare the important components between homophilic and heterophilic graphs. Therefore, we need to study efficient and explainable Graph NAS on homophilic and heterophilic graphs and analyze the important components across graph types.

Contribution. We are the first to study explainable graph neural architecture search, to the best of our knowledge. We propose an efficient and explainable Graph NAS method, called ExGNAS, which consists of a simple but effective search space and algorithm. First, our search space is well-designed to achieve high accuracy in both homophilic and heterophilic graphs, despite being simple. Our search space includes fundamental components of GNN architectures such as multilayer perceptron (MLP), activation functions, and jumping knowledge networks [43], while does not include any state-of-the-art GNN layers. This leads to simple GNN architectures that can easily understand their components. Second, our search algorithm employs Monte-Carlo tree search without neural models, which makes the decision process explainable. It selects the next GNN architecture

from the average performance of explored architectures and finally outputs the Monte-Carlo tree with the importance of components. Our method does not require hyper-parameter tuning. The elegant combination of the simple search space and algorithm achieves explainability, high efficiency, and adaptability on homophilic and heterophilic graphs.

We comprehensively evaluate our Graph NAS method compared with twelve hand-crafted GNN architectures and four Graph NAS methods in six homophilic and six heterophilic graphs. Our experimental results show that ExGNAS achieves the highest average AUC. It increases AUC up to 3.6 and reduces run time up to 78% compared with the state-of-the-art Graph NAS methods. Furthermore, we validate that ExGNAS helps to analyze the difference between GNN architectures in homophilic and heterophilic graphs.

Our contributions are summarized as follows: (1) We first study an explainable graph neural architecture search, (2) We propose an efficient and explainable graph neural architecture search method ExGNAS, and (3) Extensive experimental studies demonstrate that ExGNAS outperforms the state-of-the-art baselines in heterophilic graphs and helps to analyze GNN architectures.

Reproducibility. We open our code at https://github.com/OnizukaLab/AutoGNN_mcts.

2 PRELIMINARIES AND RELATED WORK

2.1 Graphs

An *undirected attributed graph with node labels* is a triple $\mathcal{G} = (S, X, Y)$ where $S \in \{0, 1\}^{n \times n}$ is an adjacency matrix, $X \in R^{n \times d}$ is an attribute matrix assigning attributes to nodes, and a label matrix $Y \in \{0, 1\}^{n \times y}$ contains label of each node, and n , d , and y are the numbers of nodes, attributes, and labels, respectively. If there is an edge between nodes v and u , $S_{(v,u)}$ and $S_{(u,v)}$ are set to one. Y_v is one hot vector that represents a label of node v .

We define two types of graph properties, homophily and heterophily properties, after defining *edge homophilly* [58] of graphs. The edge homophily is calculated as $H(\mathcal{G}) = \frac{\sum_{0 \leq v, u < n} S_{(u,v)} \delta(Y_v, Y_u)}{\sum_{0 \leq v, u < n} S_{(u,v)}}$, where $\delta(Y_v, Y_u)$ returns one if $Y_v = Y_u$ otherwise zero. If $H(\mathcal{G})$ is large, the graph is homophilic, otherwise heterophilic. Intuitively, the edge homophily indicates a probability that connected nodes have the same labels. It is well-known that GNNs for homophilic graphs do not work well in heterophilic graphs.

2.2 Neural Architecture Search

Neural architecture search (NAS) aims to find the best model that achieves the highest accuracy in a given dataset. A model is represented by a pair (α, \mathbf{W}) where α is a model architecture and \mathbf{W} is a parameter of a neural network. A search space \mathcal{A} defines patterns of model architectures. The best architecture α^* is defined as follows:

$$\alpha^* = \arg \max_{\alpha \in \mathcal{A}} E_{\text{Val}}(\alpha, \mathbf{W}_\alpha^*). \quad (1)$$

$$\mathbf{W}_\alpha^* = \arg \min_{\mathbf{W}} L_{\text{Train}}(\alpha, \mathbf{W}). \quad (2)$$

where E_{Val} and L_{Train} indicate the evaluation metrics on validation data and the loss function on train data, respectively.

In this paper, we focus on node classification following existing studies (e.g., [4, 16, 23, 48, 49, 52, 53, 56]). In a node classification, given a graph and partially labeled nodes, it predicts the labels of the rest of the nodes in the graph.

2.3 Related Work

Graph Neural Architecture Search. Graph NAS methods design their search space and search algorithms to find an optimal architecture in a given graph [4, 11, 14, 16, 18, 23, 24, 32, 36, 40, 44, 45, 48–54, 56, 57]. We review search space and algorithms in existing Graph NAS methods.

Search Space. The search space is categorized into two parts; architecture space and hyper-parameter space. The architecture space represents patterns of GNN architectures such as aggregation and activation functions, while the hyper-parameter space represents values of hyper-parameters such as learning rate and weight decay. Graph NAS methods that search architecture space with given fixed hyper-parameters [4, 16, 23, 48, 49, 52–54, 56] search architecture space with given fixed hyper-parameters aim to explore a wide variety of architectures, while Graph NAS methods that search both architecture and hyper-parameter space [4, 11, 14, 18, 24, 36, 45] consider both combinations of architectures and hyper-parameters. It is not obvious which search space is better because if the hyper-parameters are fixed, the architecture space can include a larger number of GNN architecture patterns. This paper focuses on the architecture space with fixed hyper-parameters because we aim to analyze the architecture difference, while our method can naturally include hyper-parameter space.

The architecture space differs across studies. The architecture space itself can be considered a large technical contribution even if Graph NAS methods use existing algorithms [45, 50]. Most studies generate GNN layers by combining fundamental functions such as aggregation, attention, and activation functions, and connect the generated GNN layers by skip connection and JKNet [11, 16, 23, 45]. GraphNAS [14] uses functions such as activation and attention function, and the number of heads, while the number of GNN layers is fixed. In addition, GraphGym [45] adds pre-/post processing before/after GNN layers and skip connections. AutoGraph [23] focuses on skip connection and automatically selects the number of GNN layers. GAUSS [16] considers graph sampling to handle large-scale graphs. AutoGT [50] focuses on the architectures of graph transformers for graph classification tasks. GAP [4], DFG-NAS [48], PDNAS [53], and NAS-Bench-Graph [32], and AutoHeG [54] search for combinations of the state-of-the-art GNN layers with arbitrary patterns of connections. Among them, AutoHeG [54] only focuses on heterophilic graphs and others mainly focus on homophilic graphs, so adaptability to various graphs is not investigated well.

Search Algorithm. Search algorithms support efficiently finding the best GNN architecture within the search space. The search algorithms have three representative approaches; reinforcement learning [10, 14, 52, 56], evolutionary algorithm [23, 36, 50, 56], and differentiable search [4, 11, 18, 24, 44, 53, 54]. Monte-Carlo tree search belongs to reinforcement learning. Existing reinforcement learning-based methods employ neural networks to maximize the expected performance of GNN models. Evolutionary algorithm-based

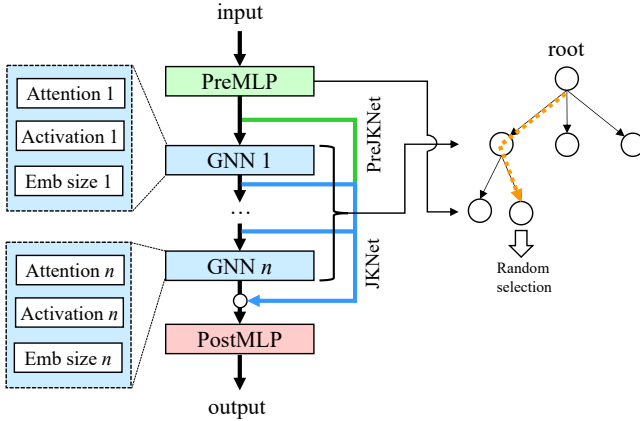


Figure 1: Search space and Monte-Carlo tree search

methods take over the existing model and change the model partially. Differentiable search-based methods use search space as learnable parameters, so they aim to optimize the model architecture gradually. EGNAS [10] mixes Monte-Carlo tree search and deep reinforcement learning, which divides the search space by Monte-Carlo tree search and selects architectures by deep reinforcement learning. To the best of our knowledge, there are no search algorithms that focus on explainability.

We here note that many Graph NAS methods do not open their codes publicly (e.g., [10, 16, 44]), so it is difficult to compare their performance thoroughly. In addition, some Graph NAS methods require heavy hyper-parameter tuning for each dataset (e.g., DFG-NAS [48], AutoHeG [54]). No open codes and heavy hyper-parameter tunings become obstacles to practical data science.

Explainable NAS. Explainable NAS methods are actively studied to find the important components [5, 8, 26, 34, 37]. Their common design rationale is to avoid using neural models. For example, FOX-NAS uses a simulated annealing [26], and NAS-BOWL uses Bayesian optimization with Weisfeiler-Lehman kernels [34]. These works focus on neural networks for computer vision tasks, and no studies focus on explainable Graph NAS. To the best of our knowledge, there are no NAS methods with Monte-Carlo tree search for explainability yet.

Hand-Crafted GNN Architecture. A wide variety of GNN architectures have been manually designed to learn the node representations (e.g., [1, 7, 9, 17, 25, 30, 31, 42, 46, 47, 58]). These architectures have their own specific functionalities depending on their semantics and targets of graphs.

Various studies aim to capture the characteristics of heterophilic graphs [7, 30, 58]. In particular, recently they have revisited simple GNN architectures to understand their impacts on heterophily [22, 25, 28, 29, 45]. These GNN architectures for heterophilic graphs commonly aggregate embeddings of high-order neighborhoods and/or emphasize their own embeddings. We utilize them to design our search space. We compare the performance difference between hand-crafted GNNs and Graph NAS methods in our experimental studies.

3 EXGNAS: EXPLAINABLE GRAPH NAS

In this section, we present our graph neural architecture search method, called ExGNAS. We first define our problem.

DEFINITION 1 (EXPLAINABLE GRAPH NEURAL ARCHITECTURE SEARCH PROBLEM). *Given graph \mathcal{G} , train/val/test dataset, and search space \mathcal{A} , the explainable graph neural architecture search problem aims to output (1) the model that achieves the highest accuracy performance with explainable decision process and (2) the importance of components in \mathcal{A} .*

We design a graph neural architecture search method to understand the decision process and important components for both homophilic and heterophilic graphs. The main idea is that we combine a simple but effective search space and search algorithm.

3.1 Search Space

The search space defines patterns of GNN architectures. If the search space is well-designed, Graph NAS methods can cover sub-optimal models for diverse graphs. Our search space includes two aspects of GNN architectures: Micro-architecture and macro-architecture. The micro-architecture specifies the inside of independent GNN layers, and the macro-architecture specifies the connections between GNN layers. The left-side image in Figure 1 illustrates our search space on GNN architectures. Intuitively, GNN 1 – GNN n indicate the micro-architectures and the whole structure indicates the macro-architecture.

Design policy. We design the search space that includes fundamental components without any state-of-the-art complex techniques. This search space generates non-complex GNN architectures that help to understand what components are effective in the given graph. To adapt heterophilic graphs, our search space includes components for emphasizing their own node attributes and jumping knowledge which are often effective in heterophilic graphs [1, 6, 7, 15, 58].

We represent our search space by a set of architecture parameters instead of supernet. While supernet are often used for NAS, in particular computer vision tasks, it is not often used for graph NAS methods. A set of architecture parameters is helpful in analyzing the important components because it is easy to compare the generated architectures, while supernet are hard to understand the important components due to complex architectures.

Micro-architecture. Multi-layer message passing model is a standard GNN architecture. Message-passing models learn feature representations of nodes over layers. Formally, the l -th GNN layer can be defined as:

$$\mathbf{z}_u^{(l)} = \sigma \left(\sum_{v \in \mathcal{N}_u} e_{(u,v)} \mathbf{W}^{(l)} \mathbf{z}_v^{(l-1)} \right). \quad (3)$$

where $\mathbf{z}_u^{(l)}$ is the l -th layer embedding of node u , $\mathbf{W}^{(l)} \in \mathbb{R}^{|\mathbf{z}^{(l)}| \times |\mathbf{z}^{(l-1)}|}$ is trainable weights, and \mathcal{N}_u is the neighborhood of node u . Here, $\mathbf{z}_u^{(0)}$ is the attribute of node u . $e_{(u,v)}$ and σ indicate the attention between nodes u and v and activation function, respectively.

Our micro-architecture has three design dimensions; attention, activation, and embedding size. These are common and standard

Table 1: Summary of architecture parameters. d_u and \parallel indicate the degree of node u and concatenation operation, respectively.

Function	Parameters
The number of GNN layers	1, 2, 3
Attention	Constant: $e_{(u,v)} = 1$ GCN: $e_{(u,v)} = 1/\sqrt{d_u d_v}$ GAT: $e_{(u,v)} = \text{leakyReLU}(\mathbf{W}_l \mathbf{z}_u \parallel \mathbf{W}_r \mathbf{z}_v)$
Activation	None, ReLU, Sigmoid, Tanh
The embedding size of GNN layer	16, 32, 64, 128, 256, y
JKNet	None, concat, max
PreJKNet	None, use
PreMLP	None, use
The embedding size of preMLP	16, 32, 64, 128, 256
The number of layers in postMLP	0, 1, 2
The hidden size of postMLP	64, 128, 256

components in GNN layers. It does not include model-specific dimensions (e.g., the number of heads for GAT) to reduce the number of GNN architecture patterns.

Macro-architecture. The macro-architecture determines how GNN layers are organized into a whole neural network. The common way is to stack multiple GNN layers. We use jumping knowledge network (*JKNet*) that connects each output of GNN layer to the output of the final GNN layer. We also use multilayer perceptron (MLP) layers before/after GNN layers; we call them *preMLP* and *postMLP*, respectively. In addition, we add skip connections from preMLP to the final outputs; we call it *PreJKNet*.

This macro-architecture benefits achieving high accuracy performance in heterophilic graphs. It is well-known that in heterophilic graphs, node attributes are often more important than feature aggregation from neighborhoods because neighborhoods often have different labels [22, 25, 28, 29, 45, 58]. The combination of PreMLP and preJKNet could be effective for heterophilic graphs, though no Graph NAS studies investigate their effectiveness.

Architecture Parameters. We describe the architecture parameters of the search space. Table 1 summarizes the architecture parameters. We separately set architecture parameters for each GNN layer, for example, when the number of GNN layers is two, we can set the embedding sizes of the first and second GNN layers are 32 and 128, respectively. The search space includes over 20 million GNN architecture patterns in total. We note that there are dependencies of some architecture parameters, for example, if JKNet is ‘‘max’’, all embedding sizes of preMLP and GNN layers should be the same. We can control the embedding sizes to be fitted to graph size and GPU memory size adaptively.

3.2 Search algorithm

The characteristics of our search algorithm are using a Monte-Carlo search tree and not using neural models, which makes the search process explainable and efficient. This approach is simple but effective in efficiently selecting GNN architectures.

The right-side image in Figure 1 illustrates how to select architecture parameters via Monte-Carlo tree search. It traverses the Monte-Carlo tree to fix the architecture parameters. We assign components in the search space to tree depths and their architecture parameters

to nodes on Monte-Carlo tree (we call node on Monte-Carlo tree *MCT node*). In this figure, the number of layers is assigned to the first layer.

Design policy. Search algorithms often employ neural models, such as differentiable algorithms (e.g. [27]) and deep reinforcement learning (e.g. [14]), to select the next model architectures. Neural model-based algorithms could be effective in preferentially selecting highly accurate GNN architectures. However, it needs a learning process for search algorithms which leads to inefficiency and inexplicability. Therefore, we employ Monte-Carlo tree search without neural models, which makes the decision process explainable and can output the importance of components. In addition, Monte-Carlo tree search is more scalable (i.e., less memory usage) than other reinforcement learning such as Q-learning because Monte-Carlo tree search only manages the constructed tree instead of whole tables like Q-learning. **Architecture selection.** The process to select a GNN architecture is following: (1) select a leaf MCT node, (2) fix architecture parameters according to MCT nodes on the path from the root to the selected leaf node, and (3) randomly fix other architecture parameters not fixed yet.

To select leaf MCT node i , we define a score of MCT node, which is an extension of UCB (Upper Confidence Bound) [20], to find architectures that are expected to be high accuracy. We select the leaf MCT node i that has the maximum ucb of the following equation:

$$ucb(i) = \frac{\sum_{(\alpha, \mathbf{W}) \in \mathcal{M}_i} \text{Eval}(\alpha, \mathbf{W})}{m_i} + c \sqrt{\frac{\ln M}{m_i}} \quad (4)$$

where \mathcal{M}_i is a set of evaluated models with architecture parameters of node i . m_i indicates the selected times of i and its descendants, and M indicates the number of explored models. c is a constant to control the balance of exploration and exploitation; larger values of c correspond to larger amounts of exploration. Since the value of $ucb(i)$ decreases as m_i increases, Monte-Carlo tree search can search for globally optimal rather than locally optimal GNN architectures.

Tree Update. After selecting model architectures, it trains and tests models to validate the performance of selected GNN architectures. Then, it updates ucb of MCT nodes on the path from the root to the selected MCT node. If the MCT node i is selected at θ times, it generates its child nodes; these child nodes are preferentially selected next time because $m = 0$ (i.e., $ucb = \text{inf}$).

We keep the average accuracy performance, the number of selections, and the average training time on MCT nodes to understand how components affect accuracy and efficiency. **Hyper-parameters.** ExGNAS has two hyper-parameters c and θ . We use $\sqrt{2}$ and 10 as default c and θ , respectively, following existing study [20]. We show that these values have a small impact on the accuracy performance in experimental studies. Thus, ExGNAS does not require hyper-parameter tuning.

Component order. We determine the order of components to effectively find the best architecture. Since the components assigned to small tree depths are fixed earlier, we can investigate the importance of such components. We here design component orders according to the impact on the performance following the trends and existing studies in GNNs.

Algorithm 1: ExGNAS

```

input :  $\mathcal{G}, L$ 
output :  $\alpha^*, \mathbf{W}^*, MCT$ 
1 Initialize  $MCT, best$ ;
2 for  $1, \dots, L$  do
3    $i \leftarrow$  leaf node with the maximum  $ucs$ ;
4    $\alpha \leftarrow$  functions of  $n_i$  with random parameters;
5   Initialize  $\mathbf{W}$  of  $\alpha$ ;
6   Train model  $(\alpha, \mathbf{W})$  on  $\mathcal{G}$ ;
7   Update  $MCT$ ;
8   if  $m_i \geq \theta$  then
9     Generate child nodes of  $i$ ;
10  if  $best < E_{VAL}(\alpha, \mathbf{W})$  then
11     $\alpha^*, \mathbf{W}^* \leftarrow \alpha, \mathbf{W}$ ;
12     $best \leftarrow E_{VAL}(\alpha, \mathbf{W})$ ;
13 return  $\alpha^*, \mathbf{W}^*, MCT$ ;
14 end procedure

```

We first fix the number of GNN layers, preMLP, preJKNet, and JKNet because they can be considered as the components that highly affect the performance [15, 22, 25, 28, 29, 58]. Then, we fix activation and attention functions in the first GNN layer, the embedding size of PreMLP, the hidden unit size of PostMLP, and the embedding size of the first GNN layer in this order. Finally, we fix the other components; activation function, attention function, and the embedding size of later GNN layers, which are hard to expect their importance.

Time complexity. The architecture selection process traverses Monte-Carlo tree from the root to leaf nodes, and then randomly selects other parameters. It takes $O(|\mathbb{F}||\mathbb{A}|)$ where $|\mathbb{F}|$ and $|\mathbb{A}|$ are the numbers of functions and parameters, respectively. These can be considered as constant, so the architecture selection takes $O(1)$. The tree update process also traverses Monte-Carlo tree from the leaf to root nodes, so its time complexity is also $O(1)$. Consequently, the time complexity of our search algorithm to select GNN architecture is $O(1)$.

Pseudo-code. Algorithm 1 shows the pseudo-code of ExGNAS. It repeatedly selects architecture α and trains the model (lines 3–6). After training models, it updates the Monte-Carlo tree according to the accuracy on validation data (lines 7–9). It updates the best model α^* and \mathbf{W}^* if finding better models (lines 10–11). It repeats these procedures L times (line 2).

4 EXPERIMENTAL STUDY

We present the results of an experimental evaluation of our method on node classification tasks. We designed the experiments to answer the following questions: **Q1.** What GNN architectures are found by ExGNAS? **Q2.** How efficient is the search algorithm of ExGNAS? and **Q3.** Is ExGNAS helpful in analyzing GNN architectures?

We implemented our algorithms by Python3 and used a server with NVIDIA V100 Tensor Core GPU and 16 GB GPU memory which is provided instance p3.x2large on Amazon Web Service.

4.1 Experimental Setting

Dataset. We use twelve graphs that are commonly used in GNN tasks. These graphs include several application domains with different degrees of edge homophily $H(\mathcal{G})$. Table 2 shows the statistics of graphs that we used in our experiments.

Table 2: Dataset summary

Dataset	# nodes	# edges	# features	# labels	$H(\mathcal{G})$
Corra	2,708	5,429	1,433	7	0.81
CiteSeer	3,327	4,732	3,703	6	0.73
Amz-P	7,650	238,162	745	8	0.82
Amz-C	13,752	491,722	767	10	0.77
Co-CS	18,333	163,788	6,805	15	0.79
PubMed	19,717	44,338	500	3	0.81
Cornell	195	304	1,703	5	0.13
Wisconsin	265	530	1,703	5	0.20
Chameleon	2,277	36,101	2,325	5	0.23
Squirrel	5,201	217,073	2,089	5	0.23
Actor	7,600	30,019	932	5	0.23
Penn94	38,815	2,498,498	4,772	2	0.53

Baselines. We use hand-crafted GNN architectures and Graph NAS methods that codes are publicly open. First, we use twelve representative GNN architectures; GCN [19], GAT [38], GCN with jumping knowledge (GCNJK) [43], GAT with jumping knowledge (GATJK), SGC [41], APPNP [15], MIXHOP [1], GRGNN [7], GCN2 [6], H2GCN [58], LINKX [25], and GloGNN++ [22].

Second, we use four graph NAS methods; GraphNAS [14], GraphGym [45], DFG-NAS [48], and Auto-HeG [54]. GraphNAS, DFG-NAS, and AutoHeG use deep reinforcement learning, evolutionary algorithm, and differentiable search for their search algorithms, respectively. Since GraphGym does not have a search algorithm, we use uniform sampling following existing works [48].

Performance evaluation. We report the performance as average AUC on the ROC curve and standard deviation over five random runs [3]. We divide a set of nodes into train/validation/test in 0.5/0.25/0.25 following existing works [25].

Hyper-parameters. In hand-crafted GNN architectures, we follow the range of hyper-parameters in existing works (e.g., [25]). We choose the best parameter set from these candidates by utilizing Optuna [2] for 1,000 trials. We use early stop if continuously do not improve AUC on validation data ten times, and the maximum number of epochs is 500. In Graph NAS methods, we search for 1,000 GNN architectures following existing studies (e.g., [39]). For the hyper-parameters of ExGNAS, we set θ and c as 10 and $\sqrt{2}$, respectively. In GraphNAS, GraphGym, DFG-NAS, and AutoHeG, we use default hyper-parameters provided at their GitHub repository. We do not tune hyper-parameters in Graph NAS methods to fairly compare run time. We note that GraphGym and AutoHeG include hyper-parameter space such as learning rate, while the other Graph NAS methods do not. We describe details of hyper-parameter settings in the appendix.

4.2 Performance comparison

Accuracy performance comparison. Table 3 shows the AUC of each method in heterophilic and homophilic graphs. In heterophilic

Table 3: Overview of AUC in our methods and baselines with standard deviations. The best results per dataset are highlighted and bold indicates the top AUC among hand-crafted GNNs or graph NAS methods. DNF stands for ‘Did Not Finish within 48 hours,’ and OOM refers to ‘Out of Memory.’

	Heterophilic						Average	Homophilic						Average
	Cornell	Wisconsin	Chameleon	Squirrel	Actor	Penn94		Cora	CiteSeer	Amz-P	Amz-C	Co-CS	PubMed	
GCN	70.2±0.0	67.6±0.1	85.7±0.0	73.9±0.1	56.4±0.0	89.3±0.0	73.9	98.4±0.0	92.9±0.0	98.8±0.0	98.7±0.0	99.6±0.0	96.5±0.0	97.4
SGC	68.3±0.1	66.2±0.7	82.6±0.0	69.4±0.0	56.9±0.0	73.6±0.0	69.5	97.5±0.0	92.2±0.0	97.1±0.0	96.4±0.1	99.2±0.0	95.6±0.0	96.3
GAT	71.7±0.3	66.3±0.1	88.4±0.0	79.0±0.0	58.1±0.0	88.5±0.0	75.3	98.3±0.0	92.7±0.0	99.4±0.0	91.5±0.8	99.6±0.0	96.6±0.0	96.4
GCNJK	75.4±0.2	71.0±0.2	81.0±0.7	79.4±0.0	57.9±0.0	89.5±0.0	75.7	98.1±0.0	92.9±0.0	99.4±0.0	99.1±0.0	99.7±0.0	94.6±0.2	97.3
GATJK	74.4±0.1	72.2±0.2	89.6±0.0	83.0±0.0	58.7±0.0	88.5±0.0	77.7	98.1±0.0	93.2±0.0	99.5±0.0	99.2±0.0	99.7±0.0	96.8±0.0	97.8
APPNP	89.9±0.1	90.5±0.1	80.9±0.0	67.3±0.2	71.1±0.0	84.0±0.0	80.6	98.6±0.0	93.1±0.0	99.3±0.0	98.9±0.0	99.8±0.0	91.1±1.5	96.8
MIXHOP	80.0±0.2	88.9±0.1	86.8±0.0	69.3±0.8	68.4±0.0	85.5±1.5	79.8	98.3±0.0	92.6±0.0	99.4±0.0	98.9±0.0	99.7±0.0	97.4±0.0	97.7
GPRGNN	88.4±0.8	88.6±0.1	87.7±0.0	63.1±0.4	70.7±0.1	91.9±0.0	81.7	98.5±0.0	93.0±0.0	99.4±0.0	91.0±2.6	99.8±0.0	93.1±0.8	95.8
GCN2	88.9±0.2	92.1±0.1	80.3±1.8	77.6±0.0	71.1±0.0	85.6±0.0	82.6	98.5±0.0	93.3±0.0	99.5±0.0	99.3±0.0	99.8±0.0	89.7±2.4	96.7
H2GCN	88.7±0.0	91.2±0.4	89.6±0.0	79.0±1.0	70.0±0.0	DNF	83.7	98.4±0.0	93.3±0.0	99.5±0.0	99.1±0.0	99.7±0.0	97.5±0.0	97.9
LINKX	89.4±0.2	86.3±0.6	87.5±0.0	72.5±1.0	67.8±0.2	93.4±0.0	82.8	97.0±0.0	91.7±0.0	99.2±0.0	98.8±0.0	99.4±0.0	95.1±0.0	96.9
GloGNN++	89.9±0.0	94.2±0.2	90.1±0.0	66.3±0.0	31.3±0.0	86.2±0.0	76.3	96.4±0.0	74.6±0.0	95.6±0.0	92.1±0.0	95.2±0.0	87.3±0.0	90.2
GraphNAS	89.0±1.9	86.7±4.0	80.9±0.9	70.3±1.1	64.1±8.3	DNF	78.2	96.7±0.3	92.2±0.9	99.6±0.1	99.2±0.0	99.7±0.0	96.8±0.3	97.4
GraphGym	92.6±2.3	96.1±2.6	83.4±1.3	70.3±0.3	72.0±0.5	93.0±0.2	84.6	96.7±0.5	92.4±1.0	99.6±0.1	99.2±0.1	99.8±0.0	97.5±0.3	97.6
DFG-NAS	93.4±0.0	94.1±0.1	87.2±0.0	76.6±0.0	69.6±0.0	84.5±0.0	84.2	98.3±0.0	93.4±0.0	99.5±0.0	98.9±0.0	99.9±0.0	96.5±0.0	97.8
Auto-HeG	89.5±0.3	95.5±0.1	OOM	OOM	70.1±0.0	OOM	85.0	93.0±0.0	90.9±0.0	OOM	OOM	OOM	87.9±3.1	90.6
ExGNAS	92.2±0.0	95.1±0.1	86.3±0.0	80.2±0.0	69.5±0.0	91.8±0.0	85.9	98.0±0.0	93.2±0.0	99.2±0.0	98.8±0.0	99.6±0.0	96.9±0.0	97.6

graphs, we can see ExGNAS and AutoHeG achieve the highest and second-highest average accuracy among all baselines, respectively. This indicates that the search spaces for homophilic graphs are not suitable for heterophilic graphs. We can confirm that ExGNAS is effective by combining simple search space and algorithm without neural models in heterophilic graphs.

In homophilic graphs, most methods achieve high AUC even on standard GCN. ExGNAS achieves comparable performance to the state-of-the-art hand-crafted GNN architectures. DFG-NAS achieves the highest performance among Graph NAS methods, while the performance gap is small compared with ExGNAS, GraphNAS, and GraphGym. AutoHeG does work well for homophilic graphs because they mainly focus on heterophilic graphs. We can confirm that only ExGNAS supports both homophilic and heterophilic graphs.

Graph NAS methods except for GraphNAS are averagely higher performance than hand-crafted GNNs. On the other hand, if we can select suitable hand-crafted GNNs for each graph, they have higher performance than Graph NAS methods. However, we need to know various GNNs and the characteristics of graphs to select suitable hand-crafted GNNs, which causes tremendous effort for users. Since ExGNAS achieves averagely high performance, it can be practically effective for data science. Consequently, ExGNAS achieves the highest average AUC among twelve graphs, so we can validate that ExGNAS can find accurate GNN architectures for both heterophilic and homophilic graphs.

Model size comparison. Table 4 shows the numbers of parameters on five hand-crafted GNNs that are high accuracy on heterophilic graphs and ExGNAS in the three largest heterophilic and heterophilic graphs. We can see that the numbers of parameters in the GNN architectures generated by ExGNAS are the smallest in all graphs except for Penn94. Our simple search space contributes to succinct architectures.

Search efficiency comparison. Figure 2 shows the run time of Graph NAS methods in homophilic and heterophilic graphs. The run time includes the architecture search and model training time of GNNs. From these results, ExGNAS, GraphGym, and DFG-NAS are

Table 4: The number of parameters [K].

	Heterophilic			Homophilic		
	Squirrel	Actor	Penn94	Amz-C	Co-CS	PubMed
GPRGNN	218.6	536.3	425.5	452.6	3651.6	628.2
GCN2	497.4	1238.9	92.6	3018.3	5648.9	1586.7
H2GCN	872.0	273.7	277.3	161.7	2286.0	121.0
LINX	1921.6	5053.5	23370.8	844.0	6689.6	1175.5
GloGNN++	950.5	1109.5	5596.2	1876.5	3236.4	2604.9
ExGNAS	138.6	176.4	367.8	83.0	804.5	76.1

efficient because their search algorithms do not use neural models. ExGNAS is much more efficient than the other methods in heterophilic graphs, while GraphGym and DFG-NAS are often faster than ExGNAS in homophilic graphs. This indicates that the search space has impacts to model training time as well as accuracy. GraphNAS and AutoHeG take a long time because their search algorithms need model training. We can validate that our simple search space and algorithm can efficiently find accurate GNN models.

Comparison of search space/algorithm. Table 5 shows the AUC on GraphGym, uniform sampling with our search space (Uniform), and preferential search for the maximum accuracy with our search space (Max). We can compare the performance difference between the search spaces of ExGNAS and GraphGym, and between Monte-Carlo tree search and others. First, Uniform is higher AUC than GraphGym in heterophilic graphs, while GraphGym is higher AUC than Uniform in homophilic graphs. This indicates that our search space is more suitable for heterophilic graphs than that of GraphGym because they use the same search algorithm. ExGNAS outperforms Uniform and Max, so we can confirm that Monte-Carlo tree search preferentially searches for sub-optimal architectures.

Hyper-parameter sensitivity. ExGNAS has two hyper-parameters, c and θ . Figure 3 shows their impact on the AUC. From this result, we can see that c and θ are not sensitive to the AUC. Therefore, we can use default parameters without tremendous hyperparameter

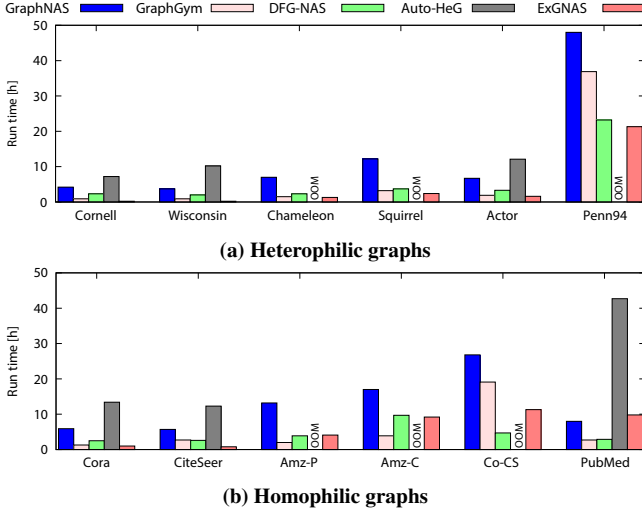


Figure 2: Run time [h] including search and model training time. We terminated the run if it did not finish within 48 hours. OOM indicates out of out-of-memory in AutoHeG.

Table 5: Comparison of search spaces and algorithms.

	GraphGym	Uniform	Max	ExGNAS
Homophilic	97.6	97.3	97.3	97.6
Heterophilic	84.6	85.5	85.4	85.9

turnings, which leads to reducing computational costs and improving ease of use.

4.3 Architecture analysis

We show how ExGNAS is helpful to analyze GNN architectures. We focus on the difference between GNN architectures for homophilic and heterophilic graphs. We note that these analyses cannot be conducted by other Graph NAS because they cannot find suitable GNN architecture for both homophilic and heterophilic graphs.

Selected architectures. Figure 4 illustrates the GNN architectures that ExGNAS found on Citeseer, Amz-c, Cornell, and Squirrel. These examples show that the best architectures significantly differ across graphs. The GNN architectures for heterophilic graphs (i.e., Cornell and Squirrel) are more complex than those for homophilic graphs (i.e., Citeseer and Amz-c). In particular, the best architecture for Citeseer is quite simple, so it indicates that node labels can be predicted from attributes of neighborhoods. On the other hand, in Cornell and Squirrel, attributes of own and high-order neighborhoods are important.

Important components. Figure 5 illustrates the Monte-Carlo trees for Citeseer and Squirrel corresponding to GNN architectures in Figure 4. Each value next to MCT nodes is the average AUC of GNN architectures with corresponding architecture parameters of the MCT nodes. We can know important components and effective/ineffective combinations of architecture parameters from these trees.

In Citeseer, the average AUC does not have a large gap between the number of layers one and two (i.e., MCT nodes 2, 3). However,

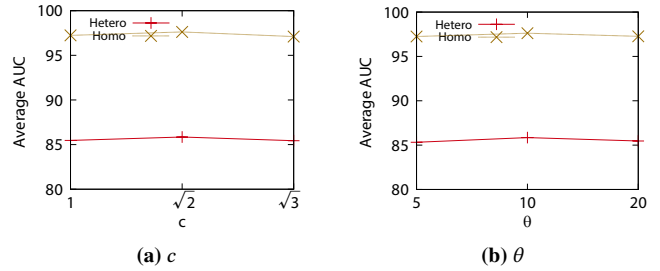


Figure 3: Impact on hyper-parameters c and θ

if we select a single GNN layer, ReLU activation function, and GCN/GAT (i.e., MCT node 29, 30), the AUC becomes high. While, if we select constant for attention (i.e., MCT node 28), the AUC does not become high. In addition, if we select a single GNN layer and Sigmoid activation function (i.e., MCT node 22), the AUC becomes quite low. This example shows that combinations of architecture parameters are important rather than architecture parameters themselves. In Squirrel, if we select concat JKNet (i.e., MCT nodes 17, 20, and 23), the average AUC is high, which indicates concat JKNet is averagely effective for Squirrel. In addition, if the GNN architecture includes three GNN layers and concat JKNet (i.e., MCT node 23), the average AUC becomes quite high. This indicates that it is effective to separately aggregate embeddings from high-order neighborhoods. We can analyze the importance of architecture parameters and their combinations from Monte-Carlo trees.

Selected architecture parameters. Table 6 shows the ratios of selected architecture parameters in our experiments. This result reveals four interesting insights. First, GNN architectures for heterophilic graphs should stack more multiple GNN layers than ones for homophilic graphs. The default number of layers in most GNNs is two but it may not be optimal for heterophilic graphs. Second, Hyperbolic tangent is often selected as an activation function in the best architectures for both homophilic and heterophilic graphs, though ReLU is commonly used for GNN architectures. Our results suggest Hyperbolic tangent is better than ReLU. Also, for homophilic graphs, no activation functions often work well. Third, JKNet is effective for heterophilic graphs. Among them, concatenation is the most effective in both types of graphs. Fourth, the gap is small between ratios of selected attention functions in homophilic and heterophilic graphs, so it may be hard to decide the best attention functions among concat, GCN, and GAT from graph types. These insights help to design GNN architectures.

Following the above analysis, we evaluate the performance of GCN with Tanh function. Table 7 shows the AUC of GCNs with Relu and Tanh in heterophilic graphs. In Cornell, Wisconsin, and Actor, the AUC increases, while in others, does not. In particular, in Wisconsin, the AUC increased by 6.0. This experiment suggests that we need to select activation functions depending on graphs. ExGNAS helps to analyze the important components and re-design existing GNN architectures.

5 CONCLUSION

We introduced the explainable graph neural architecture search problem, which aims to output the best GNN model and the importance of its components. We proposed an efficient and explainable Graph

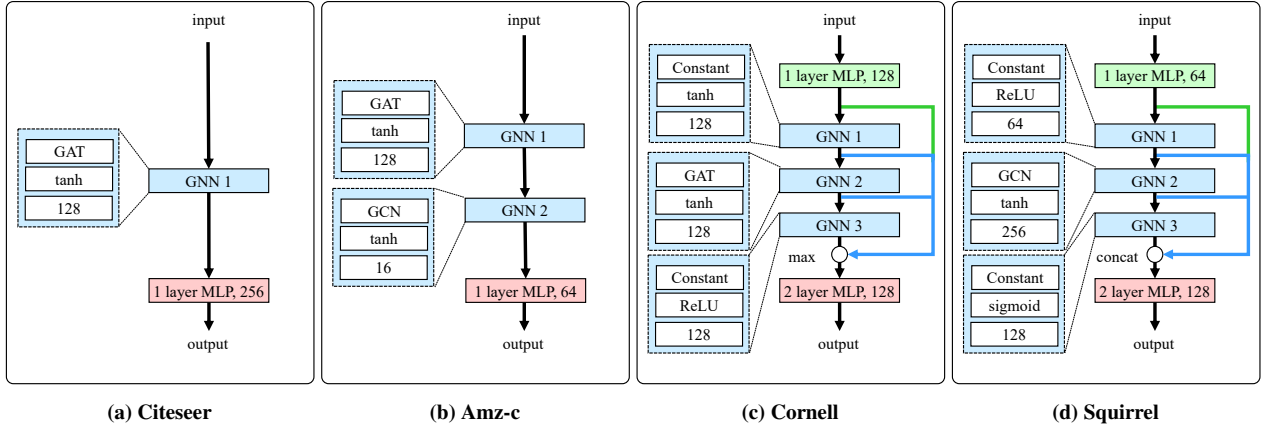


Figure 4: Selected GNN architectures

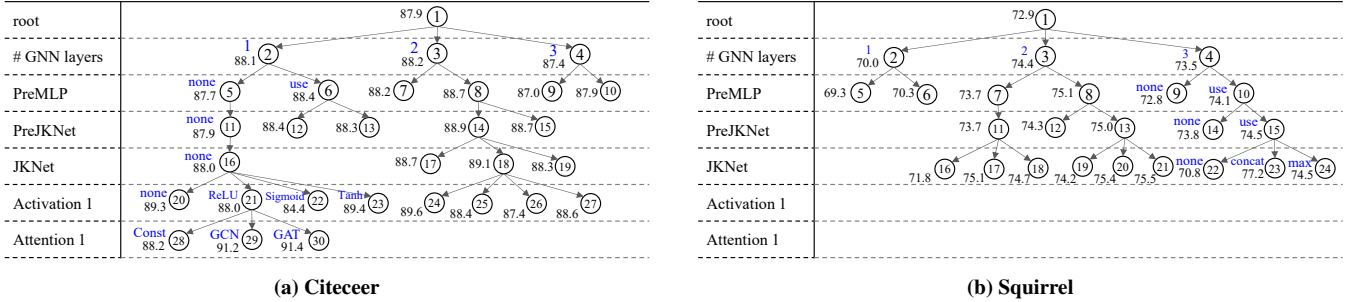


Figure 5: Examples of Monte-Carlo trees. Blue-colored letters indicate the architecture parameters.

Table 6: The ratio of the selected functions

	# of GNN layers			Activation				JKNet			Attention		
	1	2	3	none	ReLU	Sigmoid	Tanh	none	concat	max	constant	GCN	GAT
Hom	0.14	0.63	0.23	0.32	0.10	0.04	0.55	0.29	0.54	0.17	0.30	0.48	0.22
Hetero	0	0.47	0.53	0.11	0.21	0.17	0.51	0.03	0.67	0.30	0.25	0.51	0.24

Table 7: Impact on ReLU and Tanh of GCN

	Cornell	Wisconsin	Chameleon	Squirrel	Actor	Penn94
GCN (ReLU)	70.2	67.6	85.7	71.9	56.4	89.3
GCN (Tanh)	71.1	73.5	80.3	69.8	58.1	87.9

NAS method via Monte-Carlo tree search, called ExGNAS, that can handle both homophilic and heterophilic graphs. Our experimental study showed that ExGNAS (i) effectively and efficiently finds models that achieve high accuracy compared with hand-crafted GNN architectures and Graph NAS method and (ii) helps to analyze the GNN architecture. In the future, we plan to extend our method to automatically generate architecture parameters according to graphs and tasks and explore more sophisticated search space and search algorithms.

REFERENCES

[1] Sami Abu-El-Haija, Bryan Perozzi, Amol Kapoor, Nazanin Alipourfard, Kristina Lerman, Hrayr Harutyunyan, Greg Ver Steeg, and Aram Galstyan. 2019. Mix-hop: Higher-order graph convolutional architectures via sparsified neighborhood mixing. In *ICML*. 21–29.

[2] Takuya Akiba, Shotaro Sano, Toshihiko Yanase, Takeru Ohta, and Masanori Koyama. 2019. Optuna: A next-generation hyperparameter optimization framework. In *KDD*. 2623–2631.

[3] Andrew P Bradley. 1997. The use of the area under the ROC curve in the evaluation of machine learning algorithms. *Pattern recognition* 30, 7 (1997), 1145–1159.

[4] Shaofei Cai, Liang Li, Jincan Deng, Beichen Zhang, Zheng-Jun Zha, Li Su, and Qingming Huang. 2021. Rethinking graph neural architecture search from message-passing. In *CVPR*. 6657–6666.

[5] Zachariah Carmichael, Tim Moon, and Sam Ade Jacobs. 2021. Learning Interpretable Models Through Multi-Objective Neural Architecture Search. *arXiv preprint arXiv:2112.08645* (2021).

[6] Ming Chen, Zhewei Wei, Zengfeng Huang, Bolin Ding, and Yaliang Li. 2020. Simple and deep graph convolutional networks. In *ICML*. 1725–1735.

[7] Eli Chien, Jianhao Peng, Pan Li, and Olga Milenkovic. 2021. Adaptive Universal Generalized PageRank Graph Neural Network. In *ICLR*.

[8] Kalyanmoy Deb, Amrit Pratap, Sameer Agarwal, and T. Meyarivan. 2002. A fast and elitist multiobjective genetic algorithm: NSGA-II. *IEEE transactions on evolutionary computation* 6, 2 (2002), 182–197.

[9] Michaël Defferrard, Xavier Bresson, and Pierre Vandergheynst. 2016. Convolutional neural networks on graphs with fast localized spectral filtering. In *NeurIPS*.

[10] Tianjin Deng and Jia Wu. 2023. Efficient graph neural architecture search using Monte Carlo Tree search and prediction network. *Expert Systems with Applications* 213 (2023), 118916.

[11] Yuhui Ding, Quanming Yao, Huan Zhao, and Tong Zhang. 2021. DiffMG: Differentiable meta graph search for heterogeneous graph neural networks. In *KDD*. 279–288.

- [12] David K Duvenaud, Dougal Maclaurin, Jorge Iparraguirre, Rafael Bombarell, Timothy Hirzel, Alán Aspuru-Guzik, and Ryan P Adams. 2015. Convolutional networks on graphs for learning molecular fingerprints. In *NeurIPS*.
- [13] Victor Fung, Jiaxin Zhang, Eric Juarez, and Bobby G Sumpter. 2021. Benchmarking graph neural networks for materials chemistry. *npj Computational Materials* 7, 1 (2021), 1–8.
- [14] Yang Gao, Hong Yang, Peng Zhang, Chuan Zhou, and Yue Hu. 2020. Graph Neural Architecture Search. In *IJCAI*. 1403–1409.
- [15] Johannes Gasteiger, Aleksandar Bojchevski, and Stephan Günnemann. 2019. Predict then propagate: Graph neural networks meet personalized pagerank. In *ICLR*.
- [16] Chaoyu Guan, Xin Wang, Hong Chen, Ziwei Zhang, and Wenwu Zhu. 2022. Large-scale graph neural architecture search. In *ICML*. 7968–7981.
- [17] William L. Hamilton, Rex Ying, and Jure Leskovec. 2017. Inductive Representation Learning on Large Graphs. In *NeurIPS*.
- [18] ZHAO Huan, YAO Quanming, and TU Weiwei. 2021. Search to aggregate neighborhood for graph neural network. In *ICDE*. 552–563.
- [19] Thomas N. Kipf and Max Welling. 2017. Semi-Supervised Classification with Graph Convolutional Networks. In *ICLR*.
- [20] Levente Kocsis and Csaba Szepesvári. 2006. Bandit based monte-carlo planning. In *ECML*. 282–293.
- [21] Liam Li and Ameet Talwalkar. 2020. Random search and reproducibility for neural architecture search. In *UAI*. 367–377.
- [22] Xiang Li, Renyu Zhu, Yao Cheng, Caihua Shan, Siqiang Luo, Dongsheng Li, and Weining Qian. 2022. Finding global homophily in graph neural networks when meeting heterophily. In *ICML*. 13242–13256.
- [23] Yaoman Li and Irwin King. 2020. Autograph: Automated graph neural network. In *NeurIPS*.
- [24] Yanxi Li, Zean Wen, Yunhe Wang, and Chang Xu. 2021. One-shot graph neural architecture search with dynamic search space. In *AAAI*. 8510–8517.
- [25] Derek Lim, Felix Hohne, Xiuyu Li, Sijia Linda Huang, Vaishnavi Gupta, Omkar Bhalerao, and Ser Nam Lim. 2021. Large Scale Learning on Non-Homophilous Graphs: New Benchmarks and Strong Simple Methods. In *NeurIPS*.
- [26] Chia-Hsiang Liu, Yu-Shin Han, Yuan-Yao Sung, Yi Lee, Hung-Yueh Chiang, and Kai-Chiang Wu. 2021. FOX-NAS: Fast, On-device and Explainable Neural Architecture Search. In *ICCV*. 789–797.
- [27] Hanxiao Liu, Karen Simonyan, and Yiming Yang. 2019. Darts: Differentiable architecture search. *ICLR*.
- [28] Sitao Luan, Chenqing Hua, Qincheng Lu, Jiaqi Zhu, Mingde Zhao, Shuyuan Zhang, Xiao-Wen Chang, and Doina Precup. 2022. Is heterophily a real nightmare for graph neural networks to do node classification? *ICLR*.
- [29] Yao Ma, Xiaorui Liu, Neil Shah, and Jiliang Tang. 2021. Is homophily a necessity for graph neural networks? *ICLR*.
- [30] Sunil Kumar Maurya, Xin Liu, and Tsuyoshi Murata. 2021. Improving Graph Neural Networks with Simple Architecture Design. *arXiv preprint* (2021).
- [31] Federico Monti, Davide Boscaini, Jonathan Masci, Emanuele Rodola, Jan Svoboda, and Michael M Bronstein. 2017. Geometric deep learning on graphs and manifolds using mixture model cnns. In *CVPR*.
- [32] Yijian Qin, Ziwei Zhang, Xin Wang, Zeyang Zhang, and Wenwu Zhu. 2022. NAS-Bench-Graph: Benchmarking Graph Neural Architecture Search. *NeurIPS*.
- [33] Esteban Real, Chen Liang, David So, and Quoc Le. 2020. Automl-zero: Evolving machine learning algorithms from scratch. In *ICML*. 8007–8019.
- [34] Binxin Ru, Xingchen Wan, Xiaowen Dong, and Michael Osborne. 2021. Interpretable neural architecture search via bayesian optimisation with weisfeiler-lehman kernels. *ICLR*.
- [35] Alvaro Sanchez-Gonzalez, Jonathan Godwin, Tobias Pfaff, Rex Ying, Jure Leskovec, and Peter Battaglia. 2020. Learning to simulate complex physics with graph networks. In *ICML*. 8459–8468.
- [36] Min Shi, David A Wilson, Xingquan Zhu, Yu Huang, Yuan Zhuang, Jianxun Liu, and Yufei Tang. 2020. Evolutionary architecture search for graph neural networks. *arXiv preprint arXiv:2009.10199* (2020).
- [37] Anjul Tyagi, Cong Xie, and Klaus Mueller. 2023. NAS-Navigator: Visual Steering for Explainable One-Shot Deep Neural Network Synthesis. *IEEE Transactions on Visualization and Computer Graphics* (2023).
- [38] Petar Veličković, Guillem Cucurull, Arantxa Casanova, Adriana Romero, Pietro Liò, and Yoshua Bengio. 2018. Graph Attention Networks. In *ICLR*.
- [39] Linnan Wang, Yiyang Zhao, Yuu Jinnai, Yuandong Tian, and Rodrigo Fonseca. 2020. Neural architecture search using deep neural networks and monte carlo tree search. In *AAAI*. 9983–9991.
- [40] Zhen Wang, Zhewei Wei, Yaliang Li, Weirui Kuang, and Bolin Ding. 2022. Graph Neural Networks with Node-wise Architecture. In *SIGKDD*. 1949–1958.
- [41] Felix Wu, Amauri Souza, Tianyi Zhang, Christopher Fifty, Tao Yu, and Kilian Weinberger. 2019. Simplifying graph convolutional networks. In *ICML*. 6861–6871.
- [42] Keyulu Xu, Weihua Hu, Jure Leskovec, and Stefanie Jegelka. 2019. How powerful are graph neural networks? *ICLR*.
- [43] Keyulu Xu, Chengtao Li, Yonglong Tian, Tomohiro Sonobe, Ken-ichi Kawarabayashi, and Stefanie Jegelka. 2018. Representation learning on graphs with jumping knowledge networks. In *ICML*. 5453–5462.
- [44] Peng Xu, Lin Zhang, Xuanzhou Liu, Jiaqi Sun, Yue Zhao, Haiqin Yang, and Bei Yu. 2023. Do Not Train It: A Linear Neural Architecture Search of Graph Neural Networks. In *ICML*.
- [45] Jiaxuan You, Zhitao Ying, and Jure Leskovec. 2020. Design space for graph neural networks. *NeurIPS* (2020).
- [46] Hanqing Zeng, Muhan Zhang, Yinglong Xia, Ajitesh Srivastava, Andrey Malevich, Rajgopal Kannan, Viktor K. Prasanna, Long Jin, and Ren Chen. 2021. Decoupling the Depth and Scope of Graph Neural Networks. *NeurIPS* (2021).
- [47] Hanqing Zeng, Hongkuan Zhou, Ajitesh Srivastava, Rajgopal Kannan, and Viktor Prasanna. 2020. GraphSAINT: Graph Sampling Based Inductive Learning Method. In *ICLR*.
- [48] Wentao Zhang, Zheyu Lin, Yu Shen, Yang Li, Zhi Yang, and Bin Cui. 2022. DFG-NAS: DDeep and Flexible Graph Neural Architecture Search. In *ICML*. 26362–26374.
- [49] Wentao Zhang, Yu Shen, Zheyu Lin, Yang Li, Xiaosen Li, Wen Ouyang, Yangyu Tao, Zhi Yang, and Bin Cui. 2022. Pasca: A graph neural architecture search system under the scalable paradigm. In *WWW*. 1817–1828.
- [50] Zizhao Zhang, Xin Wang, Chaoyu Guan, Ziwei Zhang, Haoyang Li, and Wenwu Zhu. 2023. Autogt: Automated graph transformer architecture search. In *ICLR*.
- [51] Ziwei Zhang, Xin Wang, and Wenwu Zhu. 2021. Automated machine learning on graphs: A survey. *arXiv preprint arXiv:2103.00742* (2021).
- [52] Huan Zhao, Lanning Wei, and Quanming Yao. 2020. Simplifying architecture search for graph neural network. *arXiv preprint arXiv:2008.11652* (2020).
- [53] Yiren Zhao, Duo Wang, Xitong Gao, Robert Mullins, Pietro Lio, and Mateja Jamnik. 2020. Probabilistic dual network architecture search on graphs. *arXiv preprint arXiv:2003.09676* (2020).
- [54] Xin Zheng, Miao Zhang, Chunyang Chen, Qin Zhang, Chuan Zhou, and Shirui Pan. 2023. Auto-HeG: Automated Graph Neural Network on Heterophilic Graphs. *WWW* (2023), 611–620.
- [55] Peixiang Zhong, Di Wang, and Chunyan Miao. 2020. EEG-based emotion recognition using regularized graph neural networks. *IEEE Transactions on Affective Computing* (2020).
- [56] Kaixiong Zhou, Qingquan Song, Xiao Huang, and Xia Hu. 2019. Auto-gnn: Neural architecture search of graph neural networks. *arXiv preprint arXiv:1909.03184* (2019).
- [57] Guanghui Zhu, Wenjie Wang, Zhuoer Xu, Feng Cheng, Mengchuan Qiu, Chunfeng Yuan, and Yihua Huang. 2022. PSP: Progressive Space Pruning for Efficient Graph Neural Architecture Search. In *ICDE*. 2168–2181.
- [58] Jiong Zhu, Yujun Yan, Lingxiao Zhao, Mark Heimann, Leman Akoglu, and Danai Koutra. 2020. Beyond Homophily in Graph Neural Networks: Current Limitations and Effective Designs. In *NeurIPS*.

A HYPER-PARAMETERS

We select hyper-parameters for the search space according to their papers or codebases.

GCN.

- Hidden channel: [4, 8, 12, 32, 64, 128, 256, 512]
- Learning rate: [0.001 – 0.1]
- Dropout: [0 – 0.9]
- Weight decay: [0.001 – 0.1]
- Number of layers: [1, 2, 3, 4]

SGC.

- Learning rate: [0.001 – 0.1]
- Weight decay: [0.001 – 0.1]
- Hops: [1]

GAT.

- Hidden channel: [4, 8, 12, 32]
- Learning rate: [0.001 – 0.1]
- Dropout: [0 – 0.9]
- Weight decay: [0.001 – 0.1]
- Number of layers: [1, 2, 3, 4]
- Heads: [2, 4, 8]

GCNJK.

- Hidden channel: [4, 8, 12, 32, 64, 128, 256, 512]

- Learning rate: [0.001 – 0.1]
- Dropout: [0 – 0.9]
- Weight decay: [0.001 – 0.1]
- Number of layers: [2, 3, 4]
- Skip connection: [cat, max]

GATJK.

- Hidden channel: [4, 8, 12, 32]
- Learning rate: [0.001 – 0.1]
- Dropout: [0 – 0.9]
- Weight decay: [0.001 – 0.1]
- Number of layers: [2, 3, 4]
- Skip connection: [cat, max]
- Heads: [2, 4, 8]

APPNP.

- Hidden channel: [4, 8, 12, 32, 64, 128, 256, 512]
- Learning rate: [0.001 – 0.1]
- Dropout: [0 – 0.9]
- Weight decay: [0.001 – 0.1]
- Number of layers: [1, 2, 3, 4]
- GPR alpha: [0.1, 0.2, 0.5, 0.9]

MIXHOP.

- Hidden channel: [4, 8, 12, 32, 64, 128, 256, 512]
- Learning rate: [0.001 – 0.1]
- Dropout: [0 – 0.9]
- Weight decay: [0.001 – 0.1]
- Number of layers: [1, 2, 3, 4]
- Hops: [2]

GPRGNN.

- Hidden channel: [4, 8, 12, 32, 64, 128, 256, 512]
- Learning rate: [0.001 – 0.1]
- Dropout: [0 – 0.9]
- Weight decay: [0.001 – 0.1]
- Number of layers: [1, 2, 3, 4]
- GPR alpha: [0.1, 0.2, 0.5, 0.9]

GCN2.

- Hidden channel: [4, 8, 12, 32, 64, 128, 256, 512]
- Learning rate: [0.001 – 0.1]
- Dropout: [0 – 0.9]
- Weight decay: [0.001 – 0.1]
- Number of layers: [2, 8, 16, 32, 64]
- GCN2 alpha: [0.1, 0.2, 0.5]
- Theta: [0.5, 1.0, 1.5]

H2GCN.

- Hidden channel: [4, 8, 12, 32, 64, 128, 256, 512]
- Learning rate: [0.001 – 0.1]
- Dropout: [0 – 0.9]
- Weight decay: [0.001 – 0.1]
- Number of layers: [1, 2, 3, 4]

LINKX.

- Hidden channel: [4, 8, 12, 32, 64, 128, 256, 512]
- Learning rate: [0.001 – 0.1]
- Dropout: [0 – 0.9]
- Weight decay: [0.001 – 0.1]

- Number of layers: [1, 2, 3, 4]

GloGNN++.

- Hidden channel: [4, 8, 12, 32, 64, 128, 256, 512]
- Learning rate: {0.01, 0.005, 0.01}
- Dropout: [0 – 0.9]
- Weight decay: {0, 0.1, 0.01, 0.001, 0.0001, 0.0005, 0.00001}
- alpha: [0 – 1]
- beta: {0.1, 1, 10, 100, 1000}
- gamma: [0 – 0.9]
- norm layers: 1, 2, 3
- max hop count: [1 – 6]
- delta: [0 – 1.0]
- Orders (Number of adj orders in norm layer): 1, 2, 3
- Orders func id (Sum function of adj orders in norm layer): 2
- Norm func id (Function of norm layer): 2
- Number of layers: [1, 2, 3, 4]

We use different sizes of hidden channels for Penn94 to avoid out of memory. Hidden channel for penn94 is as follows:

- GAT: [4, 8, 12]
- GATJK: [4, 8, 12]
- GCN2: [4, 8, 16, 32, 64]
- GCNJK: [4, 8, 16, 32, 64]
- H2GCN: [8, 16, 32, 64]

In Graph NAS methods, we fixed the hyper-parameters except for GraphGym and AutoHeG. GraphGym and AutoHeG search for best hyper-parameters for GNN architecture during the search process.

GraphNAS. We used the default parameters that they provided in their Github repository. We show some parameters (please see full parameters in their Github).

- Maximum epoch (the number of loops for training controller and generating architectures): [10]
- Number of derived architectures at an epoch: [100]
- Training epoch: [100]
- Learning rate: [0.005]
- Weight decay: [0.0005]

GraphGym. We used the default parameters that they provided in their Github repository. In GraphGym, these hyper-parameters are explored in their search process.

- Epoch: [100, 200, 400]
- Learning rate: [0.1, 0.01, 0.001]
- Number of layers before message passing: [1, 2, 3]
- Number of layers for message passing: [2, 4, 6, 8]
- Number of layers after message passing: [1, 2, 3]
- Aggregation type: [add, mean, max]
- Dropout: [0.0, 0.3, 0.6]
- Stage type: [stack, skipsum, skipconcat]

DFG-NAS. We used the default parameters that they provided in their GitHub repository. Important parameters are the following:

- CiteSeer
 - Epoch: [200]
 - Learning rate: [0.03]
 - Weight decay: [0.0005]
 - Dropout for feature: [0.5]
 - Dropout for layers: [0.8]

- PubMed
 - Epoch: [200]
 - Learning rate: [0.1]
 - Weight decay: [0.0005]
 - Dropout for feature: [0.3]
 - Dropout for layers: [0.5]
- The others
 - Epoch: [200]
 - Learning rate: [0.04]
 - Weight decay: [0.0002]
 - Dropout for feature: [0.5]
 - Dropout for layers: [0.8]

Auto-HeG. We used the default parameters that they provided in their GitHub repository. In AutoHeG, these hyper-parameters are explored in their fine tune model search process.

- The number of base models: 5
- The number of finetune models: 200
- Base model search.
 - Learning rate: [0.005]
 - Weight decay: [0.0003]
- Finetune model search.
 - All datasets

- * In dropout: [0, 0.1, 0.2, 0.3, 0.4, 0.5, 0.6]
- * Out dropout: [0, 0.1, 0.2, 0.3, 0.4, 0.5, 0.6]
- * Learning rate: [0.001 – 0.01]
- * Weight decay: [0.00001 – 0.001]
- Actor, CiteSeer, Wisconsin
 - * Epoch: [1000]
 - * Hidden channel: [16, 32, 64, 128, 256]
- Cora
 - * Epoch: [1200]
 - * Hidden channel: [16, 32, 64, 128, 256]
- Cornell
 - * Epoch: [800]
 - * Hidden channel: [16, 32, 64, 128, 256]
- PubMed
 - * Epoch: [3500]
 - * Hidden channel: [16, 32, 64]
- The others. Out of memory before finetune model search

ExGNAS and Uniform

- Learning rate: [0.01]
- Weight decay: [0.001]