

Extended-range percolation in five dimensions

Zhipeng Xun^{a,*}, Dapeng Hao^{a,b,†} and Robert M. Ziff^{b,‡}

^a School of Material Sciences and Physics, China University of Mining and Technology, Xuzhou 221116, China and

^b Center for the Study of Complex System and Department of Chemical Engineering, University of Michigan, Ann Arbor, Michigan 48109-2800, USA

(Dated: August 31, 2023)

Percolation on a five-dimensional simple hypercubic (sc(5)) lattice with extended neighborhoods is investigated by means of extensive Monte Carlo simulations, using an effective single-cluster growth algorithm. The critical exponents, including τ and Ω , the asymptotic behavior of the threshold p_c and its dependence on coordination number z are investigated. Using the bond and site percolation thresholds $p_c = 0.11817145(3)$ and $0.14079633(4)$ respectively given by Mertens and Moore [Phys. Rev. E **98**, 022120 (2018)], we find critical exponents of $\tau = 2.4177(3)$, $\Omega = 0.27(2)$ through a self-consistent process. The value of τ compares favorably with a recent five-loop renormalization predictions $2.4175(2)$ by Borinsky et al. [Phys. Rev. D **103**, 116024 (2021)], the value $2.4180(6)$ that follows from the work of Zhang et al. [Physica A **580**, 126124 (2021)], and the measurement of $2.419(1)$ by Mertens and Moore. We also confirmed the bond threshold, finding $p_c = 0.11817150(5)$. sc(5) lattices with extended neighborhoods up to 7th nearest neighbors are studied for both bond and site percolation. Employing the values of τ and Ω mentioned above, thresholds are found to high precision. For bond percolation, the asymptotic value of zp_c tends to Bethe-lattice behavior ($zp_c \sim 1$), and the finite- z correction is found to be consistent with both $zp_c - 1 \sim a_1 z^{-0.88}$ and $zp_c - 1 \sim a_0(3 + \ln z)/z$. For site percolation, the asymptotic analysis is close to the predicted behavior $zp_c \sim 32\eta_c = 1.742(2)$ for large z , where $\eta_c = 0.05443(7)$ is the continuum percolation threshold of five-dimensional hyperspheres given by Torquato and Jiao [J. Chem. Phys. **137**, 074106 (2015)]; finite- z corrections are accounted for by taking $p_c \approx c/(z + b)$ with $c = 1.722(7)$ and $b = 1$.

I. INTRODUCTION

Percolation [1, 2], which has a history of at least 70 years, has numerous applications in various branches of science, including statistical physics where it plays a central paradigmatic role [2–10]. The percolation transition, one of its central concepts, occurs when an infinite cluster spanning over the entire system appears, with a statistically independent critical site or bond probability p_c , which is called the percolation threshold.

In order to investigate percolation systematically, researchers have established many kinds of percolation models, including site and bond percolation on regular and random lattices, continuum percolation [11–14], correlated percolation [15, 16], bootstrap percolation [17–20], and directed percolation [21–24]. Among these models, percolation on lattices with extended neighborhoods has been of longstanding interest due to its close links to several important topics, including problems of adsorption of extended shapes on a lattice [25, 26], small-world networks [27], and the spread of epidemics [10, 28].

Since the concept of the “equivalent neighbor model” was introduced by Dalton, Domb and Sykes in 1964 [29–31], numerous investigations of percolation on lattices with extended neighborhoods, including compact regions in a diamond shape on a square lattice [32], BCC and FCC

lattices [33, 34], the eleven Archimedean lattices (“mosaics”) [35–37], lattices with combinations of “complex neighborhoods” in various dimensions [38–46], overlapping shapes on a lattice [25, 26], and distorted lattices [47, 48] have been carried out. While much of the earlier work concerned site percolation, bond percolation on extended lattices has also been studied more recently [11, 49–54]. Extended-range percolation is also referred to as medium-range percolation [50], range- R percolation [55, 56], complex-neighborhood percolation [40], and long-range percolation [32, 37].

Many studies focus on exploring the correlations between p_c and properties of lattices, especially the coordination number z . For bond percolation, one expects that for large z , Bethe-lattice behavior

$$p_c = \frac{1}{z-1} \quad (1)$$

will hold, because for large z , p will be small, and the chance of a link to hit the same site twice is low. Consequently, the system behaves basically like a tree [57]. With regard to finite- z corrections, theoretical analysis for bond thresholds has recently been given by Frei and Perkins [55], Hong [56], and Xu et al. [11] as

$$zp_c - 1 \sim a_0 \frac{\ln z}{z} \quad (2)$$

for $d = 4$, and

$$zp_c - 1 \sim a_1 z^{-x} \quad (3)$$

for $d = 2$ and 3 , where $x = (d-1)/d$.

* zpxun@cumt.edu.cn

† dphao@cumt.edu.cn

‡ rziff@umich.edu

For site percolation, it has been argued [25, 26, 31, 37] that the threshold p_c for large z can be related to the continuum percolation threshold η_c for objects of the same shape as the neighborhood, and this relationship is further clarified [57, 58] by

$$zp_c = 2^d \eta_c \quad (4)$$

for large z . In Ref. [58], we found that finite- z corrections can be well taken into account by assuming

$$p_c = \frac{c}{z+b} \quad (5)$$

where b and c are constants. This relation can also be written as $z = c/p_c - b$.

Many important results have been achieved in two, three and four dimensions. However, there are still many gaps in five dimensions. In fact, we cannot neglect the investigation of five dimensions. On one hand, five dimension is close enough to the upper critical dimension of six for $\epsilon = 6 - d$ series analysis to have the possibility of yielding precise results. On the other hand, it is also interesting to know the dependence of the thresholds and critical exponents upon the dimensionality. These motivate the research of this work.

In this paper, by employing an effective single-cluster growth algorithm, bond and site percolation on five-dimensional simple hypercubic (SC(5)) lattices are simulated. Using the existing bond and site percolation thresholds given by Mertens and Moore [59], the critical exponents τ and Ω are estimated and are found to be consistent with previous work. Then, using these τ and Ω , numerical simulations of the SC(5) lattice with extended neighborhoods are carried out. We find precise bond and site percolation thresholds for SC(5) lattices with up to 7th nearest neighbors, and investigate the asymptotic behavior of the threshold p_c and its dependence on coordination number z . We note that studies of percolation in five dimensions go back at least to the 1980's [60, 61].

The remainder of the paper is organized as follows. Section II describes the single-cluster growth algorithm and contains a brief theoretical background. The results and analysis for critical exponents, bond percolation thresholds and site percolation thresholds are given in Secs. III, IV and V, respectively, and in Sec. VI we present our conclusions.

II. SINGLE-CLUSTER GROWTH ALGORITHM AND THEORETICAL BACKGROUND

In our Monte Carlo simulations, a single-cluster growth algorithm is employed. From a seeded site on the lattice, a large number of individual clusters are generated. Defining s as the size of the clusters in terms of the number of connected sites, we put clusters with different sizes in bins with the intervals $[2^n, 2^{n+1})$ for $n = 0, 1, 2, \dots$

Clusters still growing when they reach an upper size cutoff $s_{\max} = 2^{n_{\max}}$, which is set in advance to avoid wrapping around the boundaries and also to limit the run time, are counted in the last bin $n = n_{\max}$. Numerous simulation runs are carried out for each lattice. From the data in the bins we can extract the distribution of the clusters grown, characterized by $P_{\geq s}$, the probability that a vertex is connected to a cluster of size greater than or equal to s . This quantity is related to $n_s(p)$, the number of clusters (per site) containing s occupied sites as a function of the site or bond occupation probability p on a fully populated lattice as discussed below.

Near the percolation threshold p_c , n_s is expected to behave as [62]

$$n_s \sim A_0 s^{-\tau} (1 + B_0 s^{-\Omega} + C_0 (p - p_c) s^\sigma \dots), \quad (6)$$

where the critical exponent σ , the Fisher exponent τ , and leading correction-to-scaling exponent Ω are expected to be universal (having same value for all lattices and percolation types in a given dimension), while A_0 and B_0 are constants that depend upon the system and are thus non-universal. Then the probability a vertex belongs to a cluster with size greater than or equal to s will be given by

$$P_{\geq s} = \sum_{s'=s}^{\infty} s' n_{s'} \sim A_1 s^{2-\tau} (1 + B_1 s^{-\Omega} + C_1 (p - p_c) s^\sigma + \dots), \quad (7)$$

where $A_1 = A_0/(\tau - 2)$, $B_1 = (\tau - 2)B_0/(\tau + \Omega - 2)$, and $C_1 = (\tau - 2)C_0/(\tau - \sigma - 2)$. Multiplying both sides of Eq. (7) by $s^{\tau-2}$ yields [62]

$$s^{\tau-2} P_{\geq s} \sim A_1 (1 + B_1 s^{-\Omega} + C_1 (p - p_c) s^\sigma + \dots), \quad (8)$$

At $p = p_c$, Eq. (7) implies that [51, 63]

$$Q(s) \equiv \frac{\ln P_{\geq 2s} - \ln P_{\geq s}}{\ln 2} \sim (2 - \tau) + B_2 s^{-\Omega} \quad (9)$$

where $B_2 = B_1(2^{-\Omega} - 1)/\ln 2$. The quantity $Q(s)$ represents the local slope between pairs of points with s and $2s$ on a plot of $\ln P_{\geq s}$ versus $\ln s$.

Eqs. (8) and (9) imply that, at $p = p_c$, there should be linear relationships if we make plots of $s^{\tau-2} P_{\geq s}$ versus $s^{-\Omega}$, and $Q(s)$ versus $s^{-\Omega}$, for large s , where Eq. (9) also shows that the y -intercept of the straight line will give the value of $(2 - \tau)$. These relations provide a self-consistent method to estimate the values of p_c , τ , and Ω at the same time. One can see Refs. [51, 52, 62] for more details about the single-cluster growth method and its theory.

We use the notation SC(5)- a, b, \dots to indicate a five-dimensional simple hypercubic lattice with the a -th nearest neighbors, b -th nearest neighbors, etc. Monte Carlo simulations are carried out on systems of size $L \times L \times L \times L \times L$ with $L = 64$ under periodic boundary conditions. Many independent samples are produced; from these simulations $P_{\geq s}$ are found, and the quantities $s^{\tau-2} P_{\geq s}$ and $Q(s)$ could easily be calculated. The four-tap R(471,1586,6988,9689) pseudo-random number generator [64] (GNU gsl_rng_gfsr4) was used.

III. CRITICAL EXPONENTS

For bond and site percolation on the $sc(5)$ lattice, there exist several works focused on finding the thresholds [26, 65–68]. At present, the most precise values are $p_c = 0.11817145(3)$ for bond percolation and $p_c = 0.14079633(4)$ for site percolation, given by Mertens and Moore [59]. In order to independently determine the values of τ and Ω , we use these thresholds, which are sufficiently precise for our study. The upper size cutoffs are set to be $s_{\max} = 2^{16}$ occupied sites for both bond and site percolation, and the number of runs are 2×10^{10} for bond percolation and 10^{10} for site percolation. We checked that with this cutoff, clusters did not see themselves after wrapping around the system, which was found to happen only when the cutoff was increased to 2^{18} .

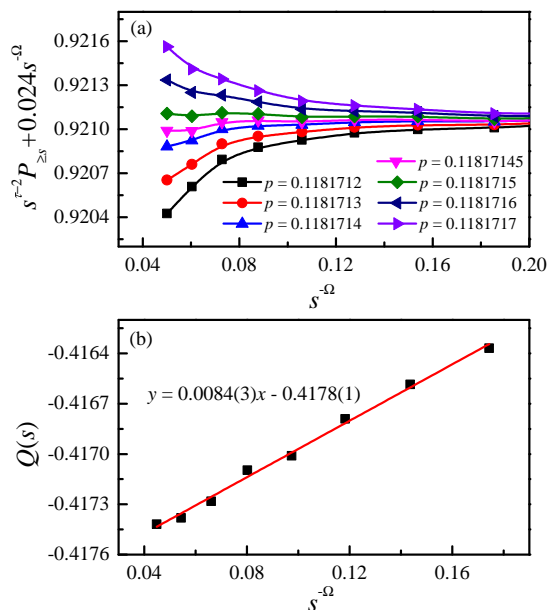


FIG. 1. Plots of $s^{\tau-2}P_{\ge s}$ with $\tau = 2.4178$ (a) and $Q(s)$ (b) versus $s^{-\Omega}$ with $\Omega = 0.28$ for bond percolation of the $sc(5)$ lattice under different values of p (a), and for $p = 0.11817145$ (b). In (a), we added the linear function $0.024s^{-\Omega}$ in order to make the slope on the right nearly horizontal and allow us to expand the vertical scale and separate the curves. For $p \neq p_c$, the data in (a) behaves as $0.921 + C_1(p - p_c)(s^{-\Omega})^{-\sigma/\Omega}$ with $\sigma/\Omega \approx -1.83$. Data fitting shows that these values of p_c , τ and Ω are self-consistent.

Figure 1 shows the relations of $s^{\tau-2}P_{\ge s}$ versus $s^{-\Omega}$ and $Q(s)$ versus $s^{-\Omega}$ under $p = 0.11817145$. To check the value of p_c for bond percolation, we also simulated $s^{\tau-2}P_{\ge s}$ versus $s^{-\Omega}$ under occupying probabilities $p = 0.1181712, \dots, 0.1181717$, as shown in Fig. 1(a). A large number of runs, 2×10^9 , were required to distinguish the behavior for these very close values of p . The threshold is determined by the value of p where the plot is linear for larger s . The resulting estimate of the threshold $p_c = 0.11817150(5)$ is consistent with previous re-

sults as shown in table I. Overall, we found that self-consistent results can be found if we choose the values of $p = 0.11817145$, $\tau = 2.4178$ and $\Omega = 0.27$, that is, both $s^{\tau-2}P_{\ge s}$ versus $s^{-\Omega}$ and $Q(s)$ versus $s^{-\Omega}$ show linear behavior, meanwhile the intercept tends to $-0.4178(1)$ for $(2-\tau)$, as shown in Fig. 1(b). In addition, the simulation results in Fig. 1(a) also indicate that if p is away from p_c , the behavior will be non-linear.

We note that the high- d asymptotic series [69] for bond thresholds predicts $p_c = 0.117410$; this series becomes more accurate as d is increased.

TABLE I. Values of the bond threshold for $SC(5)$. MC = Monte Carlo.

value	year	method	authors	reference
0.11819(4)	1990	Series	Adler et al.	[70]
0.118172(1)	2003	MC	Grassberger	[67]
0.118172(1)	2004	MC	Dammer & Hinrichsen	[68]
0.11817145(3)	2018	MC	Mertens & Moore	[59]
0.11817150(5)		MC	this work	

For site percolation, in Fig. 2, we exhibit the plots of $s^{\tau-2}P_{\ge s}$ versus $s^{-\Omega}$ and $Q(s)$ versus $s^{-\Omega}$ under the single value of $p = 0.14079633$. Self-consistent results can also be obtained when we choose the values of $\tau = 2.4176$ and $\Omega = 0.27$. We also show the behavior assuming $\Omega = 0.21$ [71] and find inconsistent results for τ from the intercept of $Q(s)$ and non-linear behavior in both plots.

Comprehensively considering both bond and site percolation, we can estimate that the values of τ and Ω are

$$\begin{aligned} \tau &= 2.4177(3) \\ \Omega &= 0.27(2) \end{aligned} \quad (10)$$

where the numbers in parentheses represent errors in the last digit(s). Our value of τ is consistent with the previous measurements, including the recent five-loop renormalization prediction by Borinsky et al., as shown in table II. The value of Ω is somewhat higher than the value $0.210(2)$ of Borinsky et al., but consistent with an older and less precise series-study result $0.27(7)$ of Adler et al. [70]. There have been studies the exponent $y_1 = -\Omega d_f$ in other contexts than the size distribution (such as moments ratios and covariances), and the results are not definitive [72, 73]. It may be that larger systems and cutoffs are needed to find the true corrections-to-scaling behavior.

IV. BOND PERCOLATION WITH EXTENDED NEIGHBORHOODS

For bond percolation, the lattices studied and runs carried out are listed in table III. For each, the cutoff used was $s_{\max} = 2^{16}$.

Using the values of the τ and Ω from Eq. (10), in Fig. 3, we plot $s^{\tau-2}P_{\ge s}$ versus $s^{-\Omega}$ for the systems under

TABLE II. Values of the critical exponent τ (*using other exponents and scaling relations).

value	year	method	authors	reference
2.413(12)*	1990	Series	Adler et al.	[70]
2.412(4)	2001	MC	Paul et al.	[74]
2.4171	2015	Field Th.	Gracey	[75]
2.419(1)	2018	MC	Mertens & Moore	[59]
2.4180(6)*	2021	MC	Zhang et al.	[72, 73]
2.4175(2)	2021	Field Th.	Borinsky et al.	[71]
2.4177(3)		MC	this work	

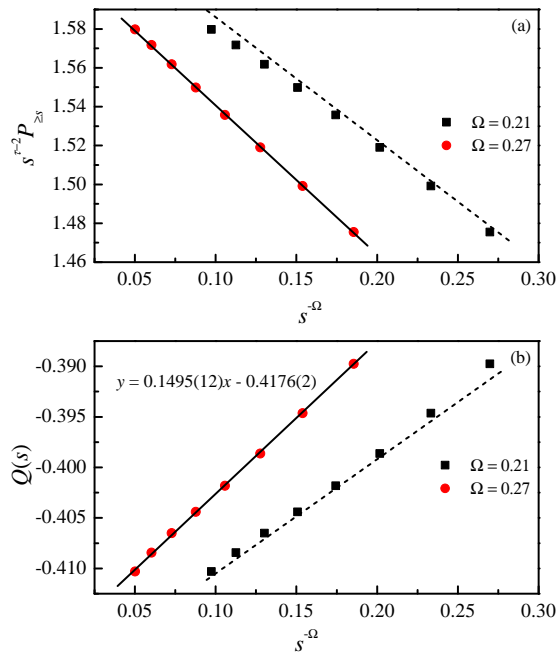


FIG. 2. Plots of $s^{\tau-2}P_{\ge s}$ with $\tau = 2.4176$ (a) and $Q(s)$ (b) versus $s^{-\Omega}$ with $\Omega = 0.21$ and $\Omega = 0.27$ for site percolation on the $sc(5)$ lattice under $p = 0.14079633$. Clearly, better linear behavior obtains with $\Omega = 0.27$ than $\Omega = 0.21$; dashed lines are included as guides to the eye. Data fitting shows that these values of p_c , τ and $\Omega = 0.27$ are self-consistent.

different values of occupation probability p . Utilizing the linear property relation between $s^{\tau-2}P_{\ge s}$ and $s^{-\Omega}$ of Eq. (8), we identify the thresholds p_c as summarized in table III.

For each lattice, the values of zp_c are also shown in table III. It can be seen that zp_c decreases and tends to the asymptotic value of 1 with the increase of coordination number z . The relation of zp_c versus z^{-x} , and also versus $(C + \ln z)/z$ is shown in Fig. 4. Data fitting indicates that when choosing $x = 0.88$, we achieve good linear behavior, meanwhile we get an intercept close to the asymptotic value of 1. There is a discrepancy between the result here and the situation of two and three dimensions where $x = (d - 1)/d$, though the latter formula is only intended to apply for $d = 2$ and 3. The data could also be fitted by $zp_c - 1 \sim (C + \ln z)/z$. Compared

TABLE III. Bond percolation thresholds of the $sc(5)$ -1,..., n lattices. The coordination number z is equal to the number of neighbors within maximum Euclidean distance \sqrt{n} .

lattice	runs	z	p_c	zp_c
$sc(5)$ -1= $sc(5)$	2×10^9	10	0.11817150(5)	1.1817
$sc(5)$ -1,2	3×10^8	50	0.021348(2)	1.0674
$sc(5)$ -1,2,3	3×10^8	130	0.0079375(5)	1.0319
$sc(5)$ -1,2,3,4	3×10^8	220	0.004638(1)	1.0204
$sc(5)$ -1,...,5	2×10^8	332	0.0030535(5)	1.0138
$sc(5)$ -1,...,6	10^8	572	0.001763(1)	1.0084
$sc(5)$ -1,...,7	10^8	892	0.0011275(5)	1.0057

to four dimensions of $zp_c - 1 \sim (\ln z)/z$, here we need to add a higher-order correction term C/z with $C = 3$.

V. SITE PERCOLATION WITH EXTENDED NEIGHBORHOODS

For site percolation of $sc(5)$ lattice with extended neighborhoods, the lattices considered and runs carried out are listed in table IV. The cutoff for all was $s_{\max} = 2^{14}$.

Similar to the bond percolation, the plots of $s^{\tau-2}P_{\ge s}$ versus $s^{-\Omega}$ for site percolation of the $sc(5)$ -1,..., n lattices for $n = 2$ to 7, under different values of occupation probability p , are shown in Fig. 5, and estimated thresholds for each lattice are summarized in table IV.

TABLE IV. Site percolation thresholds of the $sc(5)$ -1,..., n lattices.

lattice	runs	z	p_c	zp_c
$sc(5)$ -1= $sc(5)$	[59]	10	0.14079633(4)	1.4080
$sc(5)$ -1,2	3×10^8	50	0.033794(4)	1.6897
$sc(5)$ -1,2,3	2×10^8	130	0.013190(2)	1.7147
$sc(5)$ -1,2,3,4	2×10^8	220	0.007850(1)	1.7270
$sc(5)$ -1,...,5	2×10^8	332	0.0051575(5)	1.7123
$sc(5)$ -1,...,6	10^8	572	0.0029805(5)	1.7048
$sc(5)$ -1,...,7	10^8	892	0.001934(1)	1.7251

For site percolation on lattices with compact nearest neighborhoods, the asymptotic behavior between thresholds p_c and coordination number z is expected to follow $zp_c \sim 32\eta_c = 1.742(2)$, where $\eta_c = 0.05443(7)$ [76] is the continuum percolation threshold of five-dimensional hyperspheres. However, a plot of zp_c versus $1/z$ shown in Fig. 6 shows that our data is somewhat below this predicted value, and large fluctuations occur. These fluctuations are not statistical in nature but presumably due to the somewhat different shape of the 5-dimensional neighborhoods as n is increased. We fit the data roughly to $1.722/(z + 1)$, implying $c = 1.722$ and $b = 1$ of Eq. (5), as shown Fig. 6.

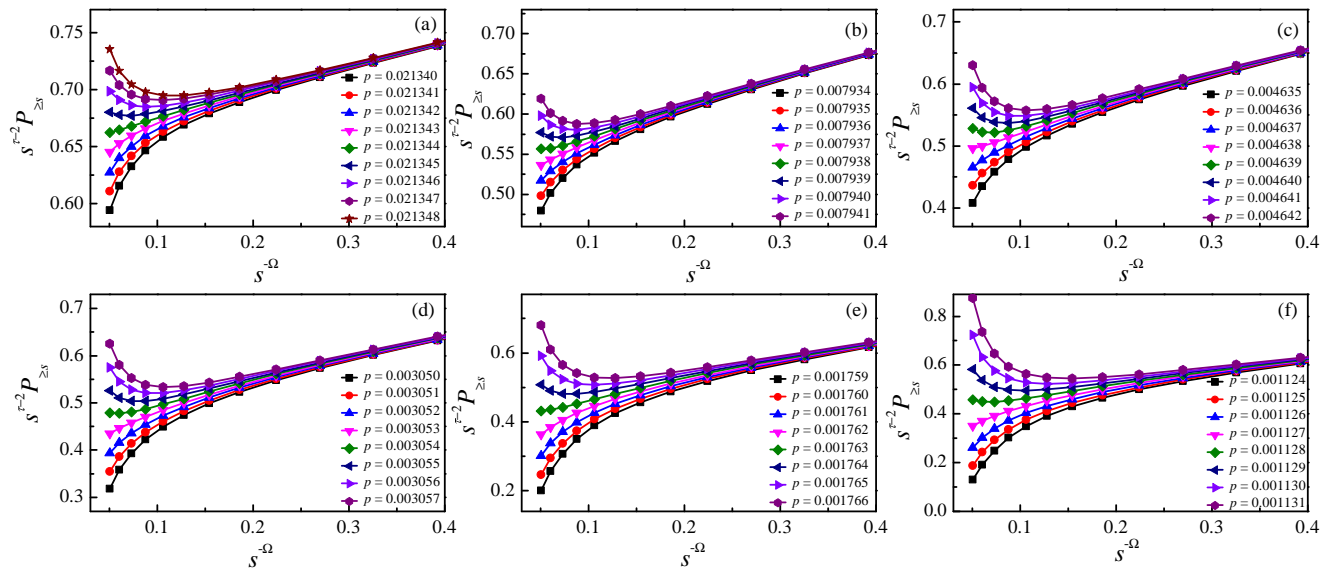


FIG. 3. Plot of $s^{\tau-2}P_{\geq s}$ versus $s^{-\Omega}$ with $\tau = 2.4177$ and $\Omega = 0.27$ for bond percolation of the SC(5)-1,2 (a), SC(5)-1,2,3 (b), SC(5)-1,2,3,4 (c), SC(5)-1,...,5 (d), SC(5)-1,...,6 (e), and SC(5)-1,...,7 (f) lattices under different values of p .

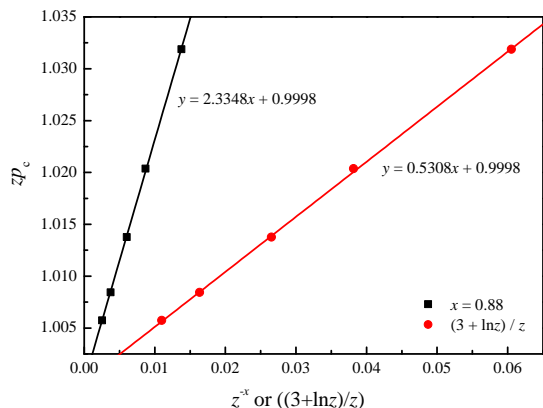


FIG. 4. Plot of zp_c versus z^{-x} and versus $(3+\ln z)/z$ for bond percolation on the SC(5)-1, ..., n lattices with compact nearest neighborhoods for $n = 3, 4, 5, 6, 7$. If we pick $x = 0.88$, we get an intercept close to 1, as well as a good linear fit. This data can also evidently be fitted with $zp_c - 1 \sim a_1(C + \ln z)/z$ with $C = 3$.

VI. CONCLUSIONS

To summarize, in this paper, by means of Monte Carlo simulations, both bond and site percolation on SC(5) lattice with extended neighborhoods are investigated based upon an effective single-cluster growth method. The main results are as follows.

(1) Simulations on the SC(5) lattices are carried out by using existing bond and site percolation thresholds, and the critical exponents of $\tau = 2.4177(3)$ and $\Omega = 0.27(2)$ are estimated by a self-consistent method. The result

of τ is consistent with recent five-loop renormalization prediction of 2.4175(2) by Borinsky et al. [71] as well as simulation results 2.419(1) of Mertens and Moore [59] and 2.412(4) of Paul, Ziff and Stanley [74]. It is also comparable to the value 2.4180(6) that follows from the result $d_f = 3.5260(14)$ of Zhang et al. [72] and the hyperscaling relation $\tau = 1 + d/d_f$ with $d = 5$. The value of Ω is somewhat higher than the value 0.210(2) found in Ref. [71] but in agreement with the central value with an older series analysis of Adler et al. [70] which gave 0.27(7).

(2) For the bond percolation threshold of the SC(5) lattice, we find $p_c = 0.11817150(5)$, which is consistent with and confirms the precise value $p_c = 0.11817145(3)$ of Mertens and Moore [59].

(3) For bond percolation on SC(5) lattices with extended neighborhoods, the asymptotic value of zp_c tends to Bethe-lattice behavior, and the finite- z correction is found to be consistent with $zp_c - 1 \sim a_0 z^{-0.88}$. This data could also be fitted with $zp_c - 1 \sim a_1(3 + \ln z)/z$, similar to the form conjectured by Frei and Perkins in 4 dimensions.

(4) For site percolation on SC(5) lattice with extended neighborhoods, the asymptotic behavior can roughly be accounted for by $p_c \sim c/(z+b)$ with $c = 1.722$ and $b = 1$. This value of c is somewhat below the predicted value $c = 2^5 \eta_c = 1.742(2)$ using the result $\eta_c = 0.05433(7)$ [76]. Using larger neighborhoods should give better agreement (the maximum radius here is just $\sqrt{7}$), or another possibility is that the value of η_c given in Ref. [76] is somewhat high. Resolving this would be an interesting area for future study.

(5) For comparison with other (short-range) lattices in five dimensions, values of their zp_c are given in ta-

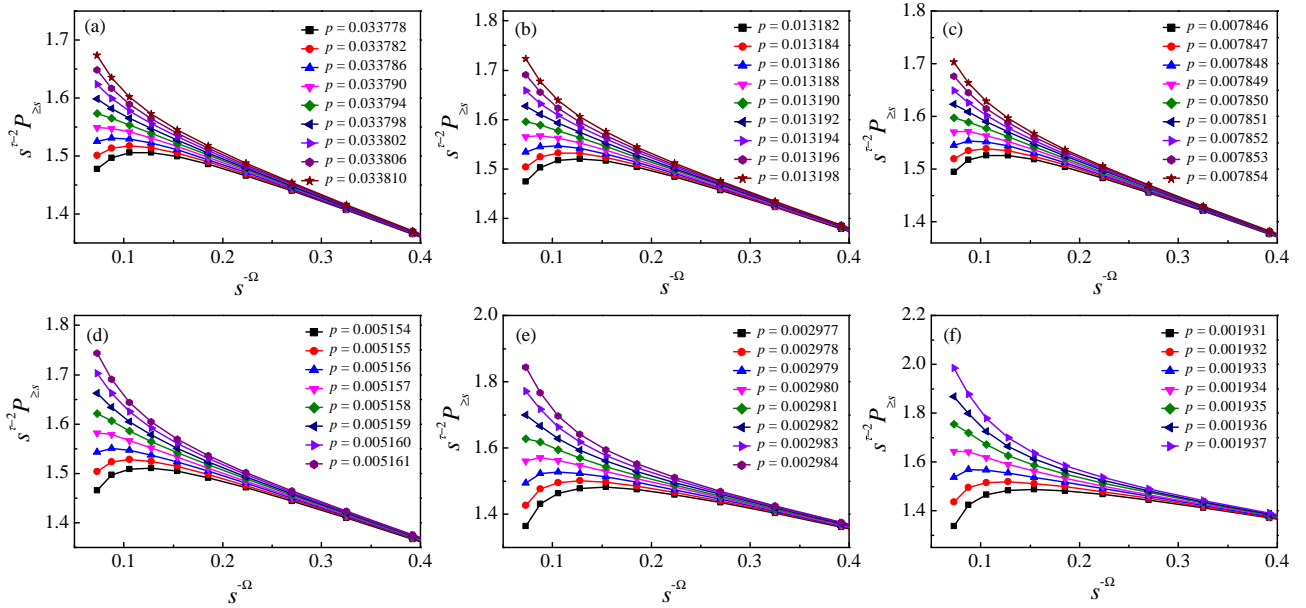


FIG. 5. Plots of $s^{\tau-2}P_{\geq s}$ versus $s^{-\Omega}$ with $\tau = 2.4177$ and $\Omega = 0.27$ for site percolation on the lattices SC(5)-1,2 (a), SC(5)-1,2,3 (b), SC(5)-1,2,3,4 (c), SC(5)-1,...,5 (d), SC(5)-1,...,6 (e), and SC(5)-1,...,7 (f) under different values of p .

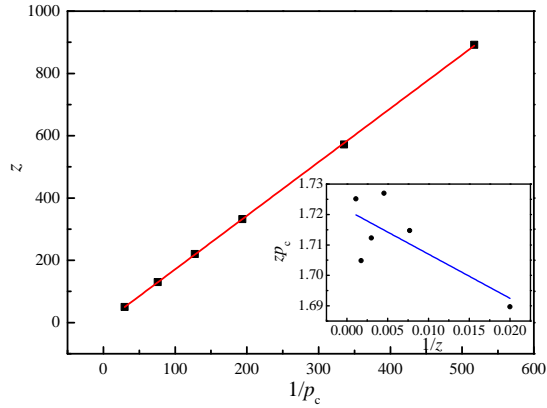


FIG. 6. A plot of z versus $1/p_c$ for site percolation on the SC(5)-1... n lattices, and a fit $1.722/(z + 1)$, implying $c = 1.722(7)$ and $b = 1$ of Eq. (5). Note that c is somewhat less than the predicted value $32\eta_c = 1.742$, reflecting either the relatively small systems considered, or possible a somewhat high value of η_c . Inset: $z p_c$ versus $1/z$, showing rather larger scatter, presumably due to the differing shapes of the neighborhoods, and is not statistical error (error bars are smaller than the size of the symbols). Line is the same fit as in (a).

ble V. Plotting these as z versus $1/p_c$ yields an apparently straight line continuing the behavior seen for example for site percolation in Fig. 6. However, plotting $z p_c$ versus $z^{-0.88}$ for bond percolation and versus $1/z$ for site percolation, which amplifies the differences from $1/z$ behavior, shows more erratic behavior for these lat-

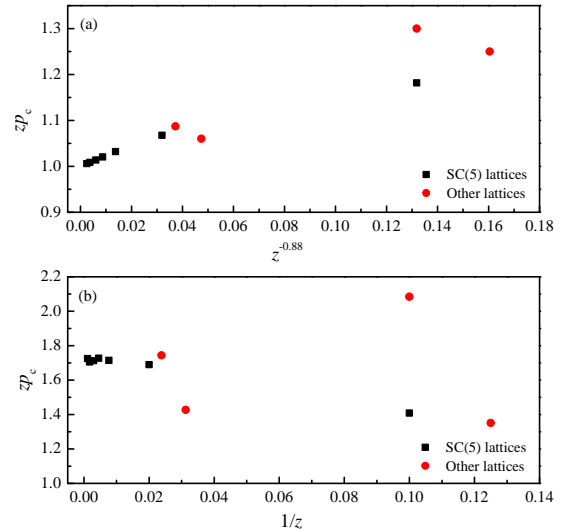


FIG. 7. Plots of $z p_c$ versus $z^{-0.88}$ for bond percolation (a) and versus $1/z$ for site percolation (b), showing results for the four systems listed in table V (circles) along with the results for the SC(5)-1, ..., n lattices (squares) as plotted in Figs. 4 and 6.

tices (Fig. 7). These lattices do not in general fit the smooth z -dependent behavior that we have found for the lattices with the compact neighborhoods. Note that two lattices that have the same value of $z = 10$, the SC(5) and kagome(5) lattices, have fairly different thresholds.

Some of these additional lattices can be mapped to the

sc(5) lattice with extended bonds. For example, the fcc lattice is equivalent to the sc(5) lattice with connections to just the second NN (sc(5)-0,1), and the bcc lattice is equivalent to sc(5) with connections to the 32 corners.

TABLE V. Values of $z p_c$ of other five-dimensional lattices.

lattice	z	$z p_c(\text{site})$	$z p_c(\text{bond})$	Refs.
diamond	8	1.3512(18)	1.250(2)	[77, 78]
kagome	10	2.084(4)	1.30(2)	[77, 78]
bcc	32	1.427(13)	1.06(3)	[77, 78]
fcc	40	1.74365(2)	1.087252(8)	[79]

Overall, percolation with extended-range bonds is in-

teresting for both bond and site percolation, and has many connections with the literature in the field.

VII. ACKNOWLEDGMENTS

The authors thank Hao Hu, Youjin Deng, Stephan Mertens and John Gracey for helpful discussions. This work is supported by National Natural Science Foundation of China (No. 12275002) and the Key Academic Discipline Project of China University of Mining and Technology (No. 2022WLXK01).

-
- [1] S. R. Broadbent and J. M. Hammersley. Percolation processes: I. Crystals and mazes. *Math. Proc. Cambridge Phil. Soc.*, 53(3):629–641, 1957.
- [2] Dietrich Stauffer and Amnon Aharony. *Introduction to Percolation Theory, 2nd revised ed.* Taylor and Francis, 1994.
- [3] S. F. Bolandtaba and A. Skauge. Network modeling of EOR processes: A combined invasion percolation and dynamic model for mobilization of trapped oil. *Transport in Porous Media*, 89(3):357–382, 2011.
- [4] V. V. Mourzenko, J.-F. Thovert, and P. M. Adler. Permeability of isotropic and anisotropic fracture networks, from the percolation threshold to very large densities. *Phys. Rev. E*, 84:036307, 2011.
- [5] Christopher L. Henley. Statics of a “self-organized” percolation model. *Phys. Rev. Lett.*, 71:2741–2744, 1993.
- [6] Nara Guisoni, Ernesto S. Loscar, and Ezequiel V. Albano. Phase diagram and critical behavior of a forest-fire model in a gradient of immunity. *Phys. Rev. E*, 83:011125, 2011.
- [7] M. S. Rahman and M. K. Hassan. Redefinition of site percolation in light of entropy and the second law of thermodynamics. *Phys. Rev. E*, 100:062109, 2019.
- [8] Christopher Moore and M. E. J. Newman. Epidemics and percolation in small-world networks. *Phys. Rev. E*, 61:5678–5682, 2000.
- [9] Christian R. Scullard and Jesper Lykke Jacobsen. Bond percolation thresholds on Archimedean lattices from critical polynomial roots. *Phys. Rev. Res.*, 2:012050, 2020.
- [10] Robert M. Ziff. Percolation and the pandemic. *Physica A*, 568:125723, 2021.
- [11] Wenhui Xu, Junfeng Wang, Hao Hu, and Youjin Deng. Critical polynomials in the nonplanar and continuum percolation models. *Phys. Rev. E*, 103:022127, 2021.
- [12] Stephan Mertens and Christopher Moore. Continuum percolation thresholds in two dimensions. *Phys. Rev. E*, 86:061109, 2012.
- [13] John A. Quintanilla and Robert M. Ziff. Asymmetry in the percolation thresholds of fully penetrable disks with two different radii. *Phys. Rev. E*, 76:051115, 2007.
- [14] Yuri Yu. Tarasevich and Andrei V. Eserkepov. Percolation thresholds for discorectangles: Numerical estimation for a range of aspect ratios. *Phys. Rev. E*, 101:022108, 2020.
- [15] Yacov Kantor. Three-dimensional percolation with removed lines of sites. *Phys. Rev. B*, 33:3522–3525, 1986.
- [16] Johannes Zierenberg, Niklas Fricke, Martin Marenz, F. P. Spitzner, Viktoria Blavatska, and Wolfhard Janke. Percolation thresholds and fractal dimensions for square and cubic lattices with long-range correlated defects. *Phys. Rev. E*, 96:062125, 2017.
- [17] Jeong-Ok Choi and Unjong Yu. Bootstrap and diffusion percolation transitions in three-dimensional lattices. *J. Stat. Mech.: Theor. Exp.*, 2020(6):063218, 2020.
- [18] Jeong-Ok Choi and Unjong Yu. Newman-Ziff algorithm for the bootstrap percolation: Application to the Archimedean lattices. *J. Comput. Phys.*, 386:1–8, 2019.
- [19] Matías A. Di Muro, Sergey V. Buldyrev, and Lidia A. Braunstein. Reversible bootstrap percolation: Fake news and fact checking. *Phys. Rev. E*, 101:042307, 2020.
- [20] Matías A. Di Muro, Lucas D. Valdez, H. Eugene Stanley, Sergey V. Buldyrev, and Lidia A. Braunstein. Insights into bootstrap percolation: Its equivalence with k-core percolation and the giant component. *Phys. Rev. E*, 99:022311, 2019.
- [21] Junfeng Wang, Zongzheng Zhou, Qingquan Liu, Timothy M. Garoni, and Youjin Deng. High-precision Monte Carlo study of directed percolation in $(d + 1)$ dimensions. *Phys. Rev. E*, 88:042102, 2013.
- [22] Peter Grassberger. Logarithmic corrections in $(4 + 1)$ -dimensional directed percolation. *Phys. Rev. E*, 79:052104, 2009.
- [23] Peter Grassberger. Local persistence in directed percolation. *J. Stat. Mech.: Th. Exp.*, 2009(08):P08021, 2009.
- [24] Iwan Jensen. Low-density series expansions for directed percolation: III. Some two-dimensional lattices. *J. Phys. A: Math. Gen.*, 37(27):6899–6915, 2004.
- [25] Zbigniew Koza, Grzegorz Kondrat, and Karol Suszczyński. Percolation of overlapping squares or cubes on a lattice. *J. Stat. Mech.: Th. Exp.*, 2014:P11005, 2014.
- [26] Zbigniew Koza and Jakub Poła. From discrete to continuum percolation in dimensions 3 to 7. *J. Stat. Mech.: Th. Exp.*, 10:103206, 2016.
- [27] Jon M. Kleinberg. Navigation in a small world. *Nature*, 406:845, 2000.
- [28] L. M. Sander, C. P. Warren, and I. M. Sokolov. Epidemics, disorder, and percolation. *Physica A*, 325(1):1 –

- 8, 2003.
- [29] N. W. Dalton, C. Domb, and M. F. Sykes. Dependence of critical concentration of a dilute ferromagnet on the range of interaction. *Proc. Phys. Soc.*, 83(3):496–498, 1964.
- [30] C. Domb and N. W. Dalton. Crystal statistics with long-range forces: I. The equivalent neighbour model. *Proc. Phys. Soc.*, 89(4):859–871, 1966.
- [31] C. Domb. A note on the series expansion method for clustering problems. *Biometrika*, 59(1):209–211, 1972.
- [32] Mark Gouker and Fereydoon Family. Evidence for classical critical behavior in long-range site percolation. *Phys. Rev. B*, 28:1449–1452, 1983.
- [33] G. R. Jerauld, L. E. Scriven, and H. T. Davis. Percolation and conduction on the 3d Voronoi and regular networks: a second case study in topological disorder. *J. Phys. C: Solid State*, 17(19):3429–3439, 1984.
- [34] T. R. Gawron and Marek Cieplak. Site percolation thresholds of fcc lattice. *Acta Phys. Pol. A*, 80(3):461–464, 1991.
- [35] C. d’Iribarne, G. Rasigni, and M. Rasigni. Determination of site percolation transitions for 2d mosaics by means of the minimal spanning tree approach. *Phys. Lett. A*, 209(1):95–98, 1995.
- [36] C. d’Iribarne, M. Rasigni, and G. Rasigni. Minimal spanning tree and percolation on mosaics: Graph theory and percolation. *J. Phys. A: Math. Gen.*, 32(14):2611–2622, 1999.
- [37] C. d’Iribarne, M. Rasigni, and G. Rasigni. From lattice long-range percolation to the continuum one. *Phys. Lett. A*, 263(1):65–69, 1999.
- [38] Krzysztof Malarz and Serge Galam. Square-lattice site percolation at increasing ranges of neighbor bonds. *Phys. Rev. E*, 71:016125, 2005.
- [39] Serge Galam and Krzysztof Malarz. Restoring site percolation on damaged square lattices. *Phys. Rev. E*, 72:027103, 2005.
- [40] M. Majewski and K. Malarz. Square lattice site percolation thresholds for complex neighbourhoods. *Acta Phys. Pol. B*, 38:2191, 2007.
- [41] Lukasz Kurzawski and Krzysztof Malarz. Simple cubic random-site percolation thresholds for complex neighbourhoods. *Rep. Math. Phys.*, 70(2):163–169, 2012.
- [42] Krzysztof Malarz. Simple cubic random-site percolation thresholds for neighborhoods containing fourth-nearest neighbors. *Phys. Rev. E*, 91:043301, 2015.
- [43] M. Kotwica, P. Gronek, and K. Malarz. Efficient space virtualization for the Hoshen-Kopelman algorithm. *Int. J. Mod. Phys. C*, 30(8):1950055, 2019.
- [44] Krzysztof Malarz. Site percolation thresholds on triangular lattice with complex neighborhoods. *Chaos*, 30:123123, 2020.
- [45] Krzysztof Malarz. Percolation thresholds on a triangular lattice for neighborhoods containing sites up to the fifth coordination zone. *Phys. Rev. E*, 103:052107, 2021.
- [46] Krzysztof Malarz. Random site percolation thresholds on square lattice for complex neighborhoods containing sites up to the sixth coordination zone. *preprint arXiv 2303.10423*, 2023.
- [47] Sayantan Mitra, Dipa Saha, and Ankur Sensharma. Percolation in a simple cubic lattice with distortion. *Phys. Rev. E*, 106:034109, 2022.
- [48] Sayantan Mitra and Ankur Sensharma. Site percolation in distorted square and simple cubic lattices with flexible number of neighbors. *Phys. Rev. E*, 107:064127, 2023.
- [49] Yunqing Ouyang, Youjin Deng, and Henk W. J. Blöte. Equivalent-neighbor percolation models in two dimensions: Crossover between mean-field and short-range behavior. *Phys. Rev. E*, 98:062101, 2018.
- [50] Youjin Deng, Yunqing Ouyang, and Henk W. J. Blöte. Medium-range percolation in two dimensions. *J. Phys.: Conf. Ser.*, 1163:012001, 2019.
- [51] Zhipeng Xun and Robert M. Ziff. Precise bond percolation thresholds on several four-dimensional lattices. *Phys. Rev. Research*, 2:013067, 2020.
- [52] Zhipeng Xun and Robert M. Ziff. Bond percolation on simple cubic lattices with extended neighborhoods. *Phys. Rev. E*, 102:012102, 2020.
- [53] Zhipeng Xun, Dapeng Hao, and Robert M. Ziff. Site and bond percolation thresholds on regular lattices with compact extended-range neighborhoods in two and three dimensions. *Phys. Rev. E*, 105:024105, 2022.
- [54] Pengyu Zhao, Jinhong Yan, Zhipeng Xun, Dapeng Hao, and Robert M Ziff. Site and bond percolation on four-dimensional simple hypercubic lattices with extended neighborhoods. *J. Stat. Mech.: Th. Exp.*, 2022(3):033202, 2022.
- [55] Spencer Frei and Edwin Perkins. A lower bound for p_c in range- r bond percolation in two and three dimensions. *Electron. J. Probab.*, 21:56, 2016.
- [56] Jieliang Hong. An upper bound for p_c in range- r bond percolation in two and three dimensions. *preprint arXiv 2107.14173*, 2021.
- [57] Mathew D. Penrose. On the spread-out limit for bond and continuum percolation. *The Annals of Applied Probability*, 3(1):253–276, 1993.
- [58] Zhipeng Xun, Dapeng Hao, and Robert M. Ziff. Site percolation on square and simple cubic lattices with extended neighborhoods and their continuum limit. *Phys. Rev. E*, 103:022126, 2021.
- [59] Stephan Mertens and Cristopher Moore. Percolation thresholds and Fisher exponents in hypercubic lattices. *Phys. Rev. E*, 98:022120, 2018.
- [60] N. Jan, D. C. Hong, and H. E. Stanley. The fractal dimension and other percolation exponents in four and five dimensions. *J. Phys. A*, 18(15):L935, 1985.
- [61] M Knackstedt, J McCrary, B Payandeh, and M Robert. Block cluster theory of site percolation on the four- and five-dimensional ordinary hypercubic lattices. *Journal of Physics A: Mathematical and General*, 21(21):4067, nov 1988.
- [62] Christian D. Lorenz and Robert M. Ziff. Precise determination of the bond percolation thresholds and finite-size scaling corrections for the sc, fcc, and bcc lattices. *Phys. Rev. E*, 57:230–236, 1998.
- [63] Robert M. Ziff and Filip Babalievski. Site percolation on the Penrose rhomb lattice. *Physica A*, 269:201–210, 1999.
- [64] Robert M. Ziff. Four-tap shift-register-sequence random-number generators. *Computer in Physics*, 12(4):385–392, 1998.
- [65] Scott Kirkpatrick. Percolation phenomena in higher dimensions: Approach to the mean-field limit. *Phys. Rev. Lett.*, 36:69–72, 1976.
- [66] D. S. Gaunt, M. F. Sykes, and H. Ruskin. Percolation processes in d -dimensions. *J. Phys. A: Math. Gen.*, 9(11):1899–1911, 1976.

- [67] Peter Grassberger. Critical percolation in high dimensions. *Phys. Rev. E*, 67:036101, 2003.
- [68] Stephan M. Dammer and Haye Hinrichsen. Spreading with immunization in high dimensions. *J. Stat. Mech.: Th. Exp.*, 7:07011, 2004.
- [69] Stephan Mertens and Cristopher Moore. Series expansion of the percolation threshold on hypercubic lattices. *J. Phys. A*, 51(47):475001, oct 2018.
- [70] Joan Adler, Yigal Meir, Amnon Aharony, and A. B. Harris. Series study of percolation moments in general dimension. *Phys. Rev. B*, 41:9183–9206, 1990.
- [71] M. Borinsky, J. A. Gracey, M. V. Kompaniets, and O. Schnetz. Five-loop renormalization of ϕ^3 theory with applications to the Lee-Yang edge singularity and percolation theory. *Phys. Rev. D*, 103:116024, 2021.
- [72] Zhongjin Zhang, Pengcheng Hou, Sheng Fang, Hao Hu, and Youjin Deng. Critical exponents and universal excess cluster number of percolation in four and five dimensions. *Physica A*, 580:126124, 2021.
- [73] Xiao-Jun Tan, You-Jin Deng, and Jesper Lykke Jacobsen. N-cluster correlations in four- and five-dimensional percolation. *Frontiers of Physics*, 15:41501, 2020.
- [74] Gerald Paul, Robert M. Ziff, and H. Eugene Stanley. Percolation threshold, Fisher exponent, and shortest path exponent for four and five dimensions. *Phys. Rev. E*, 64:026115, 2001.
- [75] J. A. Gracey. Four loop renormalization of ϕ^3 theory in six dimensions. *Phys. Rev. D*, 92:025012, 2015.
- [76] S. Torquato and Y. Jiao. Effect of dimensionality on the continuum percolation of overlapping hyperspheres and hypercubes. II. Simulation results and analyses. *J. Chem. Phys.*, 137:074106, 2012.
- [77] Steven C. van der Marck. Calculation of percolation thresholds in high dimensions for fcc, bcc and diamond lattices. *Int. J. Mod. Phys. C*, 9(4):529–540, 1998.
- [78] Steven C. van der Marck. Site percolation and random walks on d-dimensional kagomé lattices. *J. Phys. A: Math. Gen.*, 31(15):3449–3460, 1998.
- [79] Yi Hu and Patrick Charbonneau. Percolation thresholds on high-dimensional D_n and E_8 -related lattices. *Phys. Rev. E*, 103:062115, 2021.