

# Can stochastic resetting render a heat engine more efficient?

Sourabh Lahiri

*Department of Physics, Birla Institute of Technology, Mesra, Ranchi, Jharkhand 835215, India*

Shamik Gupta

*Department of Theoretical Physics, Tata Institute of Fundamental Research, Homi Bhabha Road, Mumbai 400005, India*

We explore the thermodynamics of stochastic heat engines in presence of stochastic resetting. The set-up comprises an engine whose working substance is a Brownian particle undergoing overdamped Langevin dynamics in a harmonic potential with a time-dependent stiffness, with the dynamics interrupted at random times with a resetting to a fixed location. The effect of resetting to the potential minimum is shown to enhance the efficiency of the engine, while the output work is shown to have a non-monotonic dependence on the rate of resetting. The resetting events are found to drive the system out of linear response regime even for small differences in the bath temperatures. Shifting the reset point from the potential minimum is observed to reduce the engine efficiency. The experimental set-up for the realization of such an engine is briefly discussed.

## I. INTRODUCTION

The field of stochastic heat engines and refrigerators has seen intense activity in recent years [1–9], largely owing to their potential applicabilities, especially in the health industry [10]. These engines are microscopic counterparts of heat engines that are commonly encountered in daily life. The bane in this microscopic world is the presence of appreciable amount of thermal fluctuations significantly affecting the working of these engines [11, 12]. The challenge lies in constructing engines at these scales that are comparable in efficiency to the molecular motors at work within our body cells [13–16].

Presence of thermal fluctuations induces a stochastic time evolution of dynamical variables characterising the stochastic heat engines. Stochastic processes have always constituted a very active area of research in the domain of statistical physics. Over the years, a variety of model stochastic processes has been explored in the literature, the genesis of all of which lies in the paradigmatic Brownian motion. A satisfactory microscopic understanding of the Brownian motion was put forward by Einstein in one of his annus mirabilis papers [17, 18]. Subsequently, the basic set-up of the Brownian motion has been generalized in many different directions of practical relevance, e.g., the Ornstein-Uhlenbeck process [19], the Kramers problem [20], the phenomenological stochastic model for lineshapes in spectroscopy [21], and many others.

In recent times, stochastic resetting of the Brownian motion has emerged as an active area of study of stochastic processes; for a review, see [22–25]. Here, the usual Brownian dynamics is interspersed with an instantaneous reset of its position to its initial location at random times [26]. Even this apparently simple modification of the dynamics has a dramatic and non-trivial effect on the emergent properties of the system. Indeed, in absence of resetting, the motion is unbounded and has a spatial probability distribution that is a Gaussian with a time-dependent width, resulting in the mean squared displacement (MSD) of the particle from its initial loca-

tion increasing forever linearly with time. Introducing resetting into the dynamics leads to an effective confinement of the Brownian particle in space, in the sense that the dynamics at long times relaxes to a stationary state characterized by a time-independent spatial probability distribution. Consequently, the MSD of the particle does not increase forever as a function of time but instead saturates at long times to a time-independent value [27]. Remarkably, the mentioned confinement takes place despite the fact that there are no actual physical boundaries in space confining the particle. It was soon realized that the potential of such a dynamical scenario in generating non-trivial static and dynamic properties may be explored in more general set-ups, namely, those that involve not one but many particles interacting with one another, and also the system of study could be undergoing bare evolution in absence of resetting according to any predefined dynamics of relevance, and not necessarily Brownian dynamics. Indeed, exploration of interesting and sometimes intriguing consequences of resetting has been pursued in a variety of diverse dynamical scenarios. A panorama of the applications of stochastic resetting in classical systems may be witnessed in the representative references, Refs. [28–59]

In the above backdrop, we address here an hitherto unexplored issue of relevance: how does a stochastic heat engine perform when subject to stochastic resetting? Can one make an engine more efficient through introduction of stochastic resetting or does the latter prove to be detrimental and a nuisance? Since effects of stochastic resetting were first unveiled in the context of Brownian motion, it behooves us to choose the working system for our engine to be a Brownian particle moving in one dimension in presence of a harmonic potential and in contact with two heat baths at a colder and a hotter temperature. The expansion and the compression step of the engine are implemented through a time-dependent manipulation of the stiffness coefficient of the harmonic potential [60–63]. The dynamics involves the Brownian particle undergoing overdamped Langevin dynamics in

presence of the harmonic potential with a time-varying stiffness coefficient and in contact with either the hotter or the colder heat bath; the dynamics is interrupted at random times with a stochastic resetting of the particle. The time intervals  $\tau$  between successive resetting are random variables that are taken to be sampled independently from an exponential distribution  $p(\tau) = re^{-r\tau}$ , where  $r \geq 0$  is the resetting rate, i.e., the probability per unit time for a resetting to take place. We primarily consider the case where the resetting takes place to the minimum of the harmonic potential, and later briefly explore the case where the resetting is to locations other than the minimum.

Our principal findings are as follows: we find that indeed resetting does play a constructive role in rendering a stochastic heat engine more efficient. The efficiency increases monotonically as a function of  $r$  for the case of resetting to the minimum of the harmonic potential. Interestingly, the work output from the engine is found to be a non-monotonic function of the resetting rate  $r$  for small values of the stiffness coefficient of the harmonic potential. On the other hand, when the resetting takes place to a location other than the potential minimum, the efficiency still increases with  $r$ , but which for a fixed  $r$  decreases with the distance of the reset point from the minimum of the harmonic potential. Along the way of pursuing our analysis, we discover and clarify crucial technical issues related to correct thermodynamic interpretation of physical quantities involved in characterizing the energetics and the efficiency of an engine. Thus, our contributions are two-fold: on one hand, to study the working of a heat engine subject to stochastic resetting, and on the other, to lay down the correct framework for its theoretical analysis.

The paper is laid out as follows: In Section II, we discuss our model of stochastic heat engine and present some preliminary analytical results that form the core of the analysis of the thermodynamics of the heat engine, which we take up in Section III. Results of our analysis are presented in Section IV, while the paper ends with conclusions in Section V.

## II. MODEL

As mentioned in the introduction, our engine employs as a system a single Brownian particle in one dimension. Let the variable  $x(t)$  denote its location at time  $t$ . The particle is undergoing overdamped Langevin dynamics in presence of trapping due to a harmonic potential  $V(x, t)$  with a periodically-varying stiffness parameter  $k(t)$ ,

$$V(x, t) = \frac{1}{2}k(t)x^2, \quad (1)$$

and in presence of a heat bath in equilibrium at temperature  $T$ . The dynamics is repeatedly interrupted at exponentially-distributed random time intervals by a stochastic reset of the current location of the particle to

a given location  $x_r$ . Specifically, the dynamics of the location  $x(t)$  of the particle, while starting at time  $t = 0$  from an initial location  $x_0 \equiv x(t = 0)$ , involves the following: in the small interval  $[t, t + dt]$ , with a probability of  $1 - rdt$  the particle undergoes an evolution following the familiar Langevin equation:

$$\gamma \frac{dx}{dt} = -k(t)x + \xi(t), \quad (2)$$

or resets to the location  $x_r$  with the complementary probability  $rdt$ . Here,  $\gamma > 0$  is the damping coefficient, and  $\xi(t)$  denotes a Gaussian-distributed white noise with zero mean,  $\langle \xi(t) \rangle = 0$ , where angular brackets denote averaging over noise realizations. The temporal correlations of the noise are given by  $\langle \xi(t)\xi(t') \rangle = 2D\delta(t - t')$ , with  $D = \gamma k_B T$ , and  $k_B$  being the Boltzmann constant. The parameter  $r \geq 0$  is the resetting rate, i.e., the probability per unit time for undergoing a reset. Setting  $r$  to zero reduces the dynamics to the bare dynamics (2) without resets. Using the definition of  $r$ , it is easily checked that the random interval  $\tau$  between two successive resets is distributed as an exponential:  $p(\tau) = re^{-r\tau}$ . The dynamics of the location of the particle may be summarized as follows:

$$x(t + dt) = \begin{cases} x_r & \text{with probability } rdt, \\ x(t)(1 - \frac{k(t)}{\gamma}dt) + \frac{1}{\gamma} \int_t^{t+dt} dt' \xi(t') & \text{with probability } 1 - rdt. \end{cases} \quad (3)$$

As has been emphasized, resetting serves as a protocol for nonequilibrium drive in the sense that any steady state it induces is a genuine nonequilibrium steady state [22]. We choose  $x_0 = 0$ , namely, the initial location of the particle coincides with the minimum of the potential  $V(x, t)$ .

Our heat engine works in a Stirling cycle [61–65]. Starting at time  $t = 0$  with the Brownian particle at location  $x_0 = 0$ , the engine is run for several cycles, with each cycle being of total duration  $\mathcal{T}$  that comprises the four steps enumerated below.

(i) **Isothermal expansion:** During this step, the Brownian particle undergoes evolution (2) interspersed with stochastic resetting for a total duration of time  $\mathcal{T}/2$  during which the heat bath in contact is in equilibrium at a fixed temperature  $T_H$ , while the stiffness parameter  $k$  decreases linearly with time as follows:

$$k(t) = k_{\text{exp}}(t) = k_0(1 - t/\mathcal{T}); \quad t \in [0, \mathcal{T}/2], \quad k_0 > 0. \quad (4)$$

From the second cycle onwards, the time  $t$  (but *not* the position  $x$ ) is reset to zero at the beginning of each cycle, so as to restrict its value for the isothermal expansion step to lie within the range  $[0, \mathcal{T}/2]$ . It is evident that the aforementioned decrease in the value of the stiffness coefficient (from  $k_0$  to  $k_0/2$  in time  $\mathcal{T}/2$ ) allows the particle the possibility to travel further with respect to the potential minimum, thereby mimicking an expansion process [1, 62, 63].

(ii) **Isochoric cooling:** During this step, the heat bath at temperature  $T_H$  is replaced with one in equilibrium

at a lower temperature  $T_C < T_H$ , with the stiffness parameter held fixed at the value  $k_0/2$ . In our study, we assume this step to be instantaneous, and so the particle location does not change during this step.

(iii) **Isothermal compression:** During this step that lasts during the interval  $[\mathcal{T}/2, \mathcal{T}]$ , the dynamics of evolution (2) interspersed with stochastic resetting proceeds in presence of the heat bath in equilibrium at temperature  $T_C$  and with the stiffness parameter  $k(t)$  that increases linearly with time (from  $k_0/2$  to  $k_0$  in time  $\mathcal{T}/2$ ) and consequently constrains the motion of the particle:

$$k(t) = k_{\text{com}}(t) = k_0 t / \mathcal{T}; \quad t \in [\mathcal{T}/2, \mathcal{T}]. \quad (5)$$

As mentioned following Eq. (4), we reset time to zero at the beginning of every cycle, from second cycle onwards; this restricts its value for the isothermal compression step to always lie within the range  $[\mathcal{T}/2, \mathcal{T}]$ .

(iv) **Isochoric heating:** During this step, which takes place instantaneously in time, the heat bath at temperature  $T_C$  is replaced with one in equilibrium at temperature  $T_H$ . The stiffness coefficient is held fixed at the value  $k_0$ . The location of the particle does not undergo any change during this step.

In the aforementioned protocol, it is evident that work is done on the system during the compression step while increasing the value of the stiffness parameter. On the other hand, work is done by the system (i.e., energy is extracted from the system) during the expansion step. The net effect of the above steps is extraction of an average work (averaged over an ensemble of dynamical realizations, all involving running the dynamics with the same protocol for change of  $k(t)$  applied periodically with period  $\mathcal{T}$ ), and it is this feature that endows the system with the possibility to be used as an engine. It is evident that in a given dynamical realization, we have  $x_0 \equiv x(t=0) = 0$  for the first cycle, but which for subsequent cycles has the value identical to the value of the particle position reached at the end of the previous cycle. This information may be encoded by defining a probability distribution  $P_i(x_0)$  for the location of the Brownian particle at time  $t = 0$ . For the first cycle, we have  $P_i(x_0) = \delta(x_0)$ . For the subsequent cycles, the distribution would have a finite width. For instance, at the end of the first cycle, one records the values of  $x$  for different realizations. These values, which generally vary from one realization to another, generate the distribution  $P_i(x_0) \neq \delta(x_0)$  for the second cycle.

Let us note that there are two sources of stochasticity in the working of our heat engine. One is the presence of the heat bath that induces noise into the dynamics of the particle, while the other is the resetting of the location of the Brownian particle taking place at random times.

Experimentally, stochastic heat engines (without resetting) have been frequently prepared by generating harmonic traps of temporally-modulated stiffness parameter by means of optical tweezers with tunable intensity [5, 66, 67]. The resetting process can be effected by a separate laser of high intensity [68], which forces

the particle to quickly (compared to its time of relaxation to equilibrium in the harmonic trap in the absence of resets) locate to the location  $x_r$ .

*Variance in absence of resetting:* It befits for later calculation to discuss here some salient features of the dynamics of the Brownian particle in absence of resetting and for time-independent stiffness coefficient  $k(t) = k$ . In this case, the particle dynamics, given by Eq. (2), is easily solved to obtain

$$x(t) = \frac{1}{\gamma} \int_0^t dt' e^{-(k/\gamma)(t-t')} \xi(t'), \quad (6)$$

where we have taken the particle to have the initial position  $x_0 = 0$ . Noting that  $\langle x(t) \rangle = 0$ , the mean squared displacement (MSD) is obtained as

$$\begin{aligned} \sigma_{\text{nr}}(t) &\equiv \langle x^2(t) \rangle - \langle x(t) \rangle^2 \\ &= \langle x^2(t) \rangle \\ &= \frac{k_B T}{k} (1 - e^{-2kt/\gamma}), \end{aligned} \quad (7)$$

where the subscript “nr” implies that the no-reset case is being considered.

We now include the effects of resetting, still with a time-independent  $k$ . To address the situation at hand, we invoke the renewal equation approach for the conditional probability density  $P(x, t|x_0, 0)$  to find the particle at location  $x$  at time  $t$ , conditioned on having been at  $x_0$  at time  $t = 0$ . For the case  $x_0 = 0 = x_r$ , the renewal equation reads [23, 26, 69]

$$\begin{aligned} P_r(x, t|0, 0) &= P_{\text{nr}}(x, t|0, 0)e^{-rt} \\ &+ r \int_0^t d\tau e^{-r(t-\tau)} P_{\text{nr}}(x, t|0, \tau), \end{aligned} \quad (8)$$

where the subscript “r” is to emphasize that the corresponding result holds in presence of resetting,  $\tau$  is the time instant at which the *last* reset has taken place with respect to the time instant  $t$  of observation, and  $P_{\text{nr}}(x, t|x_0, 0)$  is the conditional probability density in absence of resetting. Equation (8) has the following interpretation. To be at location  $x$  at time  $t > 0$ , the particle must either (i) not have undergone a single reset since the initial time instant, or, (ii) that the last reset happened during the time interval  $[\tau - d\tau, \tau]$ ;  $\tau \in [0, t]$ , and thereafter the particle has undergone free evolution up to time  $t$ . For case (i), the probability for no reset to take place during time duration  $t$  is  $\int_t^\infty d\tau p(\tau) = e^{-rt}$ . For case (ii), the probability for the last reset to have happened during the time interval  $[\tau - d\tau, \tau]$  is  $r d\tau e^{-r(t-\tau)}$ . Using these results, one obtains the first and the second term on the right-hand side of Eq. (8).

Given that one has  $x_0 = 0 = x_r$ , it follows from Eqs. (2) and (3) that  $\langle x(t) \rangle = 0$  even in the presence of resetting. Using

$$\int_{-\infty}^{\infty} dx x^2 P_{\text{nr}}(x, t|0, 0) = \sigma_{\text{nr}}(t), \quad (9)$$

Eq. (8) yields

$$\begin{aligned}\sigma_r(t) &= e^{-rt} \sigma_{nr}(t) + r \int_0^t d\tau e^{-r(t-\tau)} \sigma_{nr}(t-\tau) \\ &= \frac{2(1 - e^{-rt-2kt/\gamma}) k_B T}{2k + \gamma r}.\end{aligned}\quad (10)$$

It can be readily verified that on setting  $r = 0$ , we correctly recover Eq. (7).

### III. THERMODYNAMICS OF THE HEAT ENGINE

In this section, we take up the main objective of this work, namely, analysing the thermodynamics of our stochastic heat engine described in the preceding section. To this end, let us first define the relevant thermodynamic quantities of the engine in conformity with the prescription laid down in stochastic thermodynamics [70, 71], which is the branch of thermodynamics that generalizes the thermodynamic laws to take into account stochasticity or fluctuations in the dynamics of the underlying system; for a review, see Refs. [72, 73]. The quantities of interest are (a) work output and power, (b) heat absorbed, and (c) efficiency. Let us now define these quantities in turn.

(a) **Work output:** The stochastic work obtained as an output from our engine may be defined as follows. In a small time  $\Delta t$ , the Brownian particle resets with probability  $r\Delta t$  resulting in an energy change of amount  $V(x_r, t) - V(x, t)$ , while it does not reset with the complementary probability  $(1 - r\Delta t)$  resulting in an amount of work  $-(\partial V/\partial t)(t) \Delta t$  done by the system [70, 71]. Then, if  $W_{\text{tot}}(t)$  is the amount of work done *by the system* for duration  $t$ , we have

$$\begin{aligned}W_{\text{tot}}(t + \Delta t) &= W_{\text{tot}}(t) + r\Delta t[V(x, t) - V(x_r, t)] \\ &\quad + (1 - r\Delta t) \left( -\frac{\partial V}{\partial t}(t) \Delta t \right),\end{aligned}\quad (11)$$

yielding in the limit  $\Delta t \rightarrow 0$  that

$$\frac{dW_{\text{tot}}(t)}{dt} = r[V(x, t) - V(x_r, t)] - \frac{\partial V}{\partial t}(t). \quad (12)$$

On integrating the above equation with respect to time, we get the total work done by the system between times  $t_i$  and  $t_f$ , with  $t_f - t_i = t$ , given by

$$W_{\text{tot}}(t) = - \int_{t_i}^{t_f} dt \frac{\partial V}{\partial t}(t) + r \int_{t_i}^{t_f} dt [V(x, t) - V(x_r, t)], \quad (13)$$

with

$$\frac{\partial V}{\partial t}(t) = \frac{1}{2} \dot{k}(t) x^2(t), \quad (14)$$

and the dot denoting derivative with respect to time.

It may be noted that we need to use the definition in Eq. (13) with caution. An example of a similar process in a macroscopic system may help in further clarification. Consider a cylinder one of whose walls is a movable piston, and which contains an ideal gas of *charged* particles. When the piston is pushed inwards so as to compress the gas, work is done on the system, while work is done by the system when the piston is pulled outwards [64]. These pull-push moves constitute the usual protocol for operating an engine. Additionally, in order to implement resetting events, one can switch on a strong electric field at random times, such that in its presence, the particles are forced to collect near one of the walls. Every time such a reset event takes place, the gas particles colliding with the piston suddenly undergo a change in configuration (positions and momenta). This change is brought about by the electric field and not by the motion of the piston, while it is the manipulation of the latter that constitutes the protocol for operating the engine. Therefore, the work done by the field in carrying out the reset is to be excluded in computing the work output from the engine. Nevertheless, the work output over a period of time will have an implicit and essential contribution from the fact that the system it is acting upon undergoes sudden changes in configuration arising from resetting at random times.

With the above example in mind, we return to our microscopic system and in particular to Eq. (13). We note from the equation that there are actually two sources of work done. The work that is done as part of the engine protocol is represented by the first term on the right hand side of the equation. The second term is due to the phenomenon of resetting. As discussed above, in computing the work extracted using the engine protocol only, we should exclude the second term. We then obtain the *output work*  $W_{\text{out}}(t)$  from the engine as given by [74]

$$W_{\text{out}}(t) = - \int_{t_i}^{t_f} dt \frac{\partial V}{\partial t}(t). \quad (15)$$

**Power:** The power output of the engine in a cycle of its run is given by the average work extracted in the cycle divided by the time period of the cycle and is thus equal to the quantity  $\langle W_{\text{out}}(\mathcal{T}) \rangle / \mathcal{T}$ . Here and in the following, the angular brackets denote as usual the process of ensemble averaging of the otherwise stochastic quantities.

(b) **Heat absorbed:** The internal energy of the overdamped Brownian particle is given by its potential energy  $V(x, t)$ . The change in the internal energy is accordingly defined for the evolution from time  $t_i$  to time  $t_f$  as

$$\Delta E(t) = V(x_f, t_f) - V(x_i, t_i), \quad (16)$$

with  $x_i = x(t_i)$  and  $x_f = x(t_f)$ . The average heat absorbed by the particle from the surrounding heat bath can then be obtained by using the first law of thermodynamics, as

$$\langle Q(t) \rangle = \langle W_{\text{out}}(t) \rangle + \langle \Delta E(t) \rangle. \quad (17)$$

Computing these quantities for the expansion step of the engine yields the average heat  $\langle Q_H(\mathcal{T}/2) \rangle$  absorbed during the expansion step.

(c) **Efficiency:** The efficiency of the engine is defined in the usual manner, namely, that it is the average work  $\langle W_{\text{out}}(\mathcal{T}) \rangle$  extracted per cycle, divided by the average heat  $\langle Q_H(\mathcal{T}/2) \rangle$  absorbed per cycle during the expansion step of the engine:

$$\eta \equiv \frac{\langle W_{\text{out}}(\mathcal{T}) \rangle}{\langle Q_H(\mathcal{T}/2) \rangle}. \quad (18)$$

One may compute the efficiency after the engine has been run for an integer number of cycles denoted by  $p$ . In particular, one is interested in the efficiency in the time-periodic steady state (TPSS) of the engine, achieved in the limit  $p \rightarrow \infty$ , and which may be implemented in practice in the following way. Starting with  $x_0 = 0$ , a dynamical realization corresponds to running the engine for a very large number of cycles and then one computes the quantities  $W_{\text{out}}(\mathcal{T})$  and  $Q_H(\mathcal{T}/2)$  for the last cycle. The process is repeated over and over again, and this allows to obtain the aforementioned quantities averaged over an ensemble of dynamical realizations, thereby yielding the desired efficiency  $\eta$  in the TPSS.

We now turn to a discussion of the behavior of our model engine.

## IV. RESULTS AND DISCUSSIONS

### A. Calculation of variance

In this case, throughout the engine cycle, the reset location  $x_r$  has the value  $x_r = 0$ , which is also the minimum of the harmonic potential. As already discussed earlier, we have  $x_0 = 0$  for the first cycle, while for subsequent cycles,  $x_0$  in a given dynamical realization of the engine is the location reached at the end of the previous cycle in the same dynamical realization.

In order to obtain the efficiency, we start with the renewal equation (8), which in the present case reads for the expansion (exp) and the compression (com) step in a given realization as

$$\begin{aligned} \mathcal{P}_r^{\text{exp}}(x, t|x_0, 0) &= \mathcal{P}_{\text{nr}}^{\text{exp}}(x, t|x_0, 0)e^{-rt} \\ &+ r \int_0^t d\tau e^{-r(t-\tau)} \mathcal{P}_{\text{nr}}^{\text{exp}}(x, t|0, \tau); \quad 0 \leq t \leq \mathcal{T}/2, \\ \mathcal{P}_r^{\text{com}}(x, t|x(\mathcal{T}^+/2), \mathcal{T}^+/2) &= \mathcal{P}_{\text{nr}}^{\text{com}}(x, t|x(\mathcal{T}^+/2), \mathcal{T}^+/2)e^{-r(t-\mathcal{T}^+/2)} \\ &+ r \int_{\mathcal{T}/2}^t d\tau e^{-r(t-\tau)} \mathcal{P}_{\text{nr}}^{\text{com}}(x, t|0, \tau); \quad \mathcal{T}/2 \leq t \leq \mathcal{T}. \end{aligned} \quad (19)$$

We further stipulate that

$$\mathcal{P}_{\text{nr}}^{\text{com}}(x, \mathcal{T}^+/2|x(\mathcal{T}^-/2), \mathcal{T}^-/2) = \delta(x - x(\mathcal{T}^-/2)), \quad (20)$$

which implies that the initial value of the particle location for the compression step is that reached at the end of the expansion step corresponding to the same realization of the engine cycle. Similarly, due to our convention regarding  $x_0$  mentioned in the first paragraph of this subsection, we also stipulate that

$$\mathcal{P}_{\text{nr}}^{\text{exp}}(x_0, \mathcal{T}^+|x(\mathcal{T}^-), \mathcal{T}^-) = \delta(x_0 - x(\mathcal{T}^-)). \quad (21)$$

Let us now make some important remarks. In a given dynamical realization, the particle in the first cycle starts from  $x_0 = 0$ , which is the minimum of the harmonic potential that has the  $x \rightarrow -x$  symmetry, and resets repeatedly to  $x_r = 0$ . Consequently, at any time  $t$  during the first cycle, the ensemble average is  $\langle x(t) \rangle = 0$  and the random variable  $x(t)$  has a distribution that is symmetric about zero. In the second cycle, the particle starts from  $x(\mathcal{T}^-)$  and resets repeatedly to  $x_r = 0$ . It is evident from the above that we have  $\langle x(\mathcal{T}^-) \rangle = 0$  and the distribution of  $x(\mathcal{T}^-)$  is symmetric about zero. Consequently, at any time  $t$  during the second cycle, one has the ensemble average  $\langle x(t) \rangle = 0$  and the distribution of  $x(t)$  is symmetric about zero. Arguing in this manner, it readily follows that similar features hold for every cycle. Given these facts, three different MSDs can be defined as follows (which appear later in Eq. (24)):

$$\begin{aligned} \sigma_r^{\text{exp}}(t) &= \int_{-\infty}^{+\infty} dx_0 \int_{-\infty}^{+\infty} dx x^2 P_r^{\text{exp}}(x, t|x_0, 0) P_i(x_0), \\ \sigma_{\text{nr}}^{\text{exp}}(t) &= \int_{-\infty}^{+\infty} dx_0 \int_{-\infty}^{+\infty} dx x^2 P_{\text{nr}}^{\text{exp}}(x, t|x_0, 0) P_i(x_0), \\ \tilde{\sigma}_{\text{nr}}^{\text{exp}}(t - \tau) &= \int_{-\infty}^{+\infty} dx x^2 P_{\text{nr}}^{\text{exp}}(x, t|0, \tau). \end{aligned} \quad (22)$$

The third definition is for the variance obtained after the particle has been reset to  $x = 0$  at time  $t = \tau$  and is thereafter allowed to evolve till time  $t$ . Similar expressions can be readily written down for  $\sigma_r^{\text{com}}(t)$ ,  $\sigma_{\text{nr}}^{\text{com}}(t)$  and  $\tilde{\sigma}_{\text{nr}}^{\text{com}}(t)$ , as

$$\begin{aligned} \sigma_r^{\text{com}}(t) &= \int_{-\infty}^{+\infty} dx(\mathcal{T}^+/2) \int_{-\infty}^{+\infty} dx x^2 \\ &\times P_r^{\text{com}}(x, t|x(\mathcal{T}^+/2), \mathcal{T}^+/2) P(x(\mathcal{T}^+/2)), \\ \sigma_{\text{nr}}^{\text{com}}(t) &= \int_{-\infty}^{+\infty} dx(\mathcal{T}^+/2) \int_{-\infty}^{+\infty} dx x^2 \\ &\times P_{\text{nr}}^{\text{com}}(x, t|x(\mathcal{T}^+/2), \mathcal{T}^+/2) P(x(\mathcal{T}^+/2)), \\ \tilde{\sigma}_{\text{nr}}^{\text{com}}(t - \tau) &= \int_{-\infty}^{+\infty} dx x^2 P_{\text{nr}}^{\text{com}}(x, t|0, \tau), \end{aligned} \quad (23)$$

where  $P(x(\mathcal{T}^+/2))$  is the distribution of the random variable  $x(\mathcal{T}^+/2)$ , which, as argued above, is symmetric about zero.

From Eq. (19) we then get, on using the normalization of the distributions  $P_i(x_0)$  and  $P(x(\mathcal{T}^+/2))$ ,

$$\begin{aligned} \sigma_r^{\text{exp}}(t) &= \sigma_{\text{nr}}^{\text{exp}}(t)e^{-rt} \\ &+ r \int_0^t d\tau e^{-r(t-\tau)} \tilde{\sigma}_{\text{nr}}^{\text{exp}}(t-\tau); \quad 0 \leq t \leq \mathcal{T}/2, \end{aligned} \quad (24)$$

$$\begin{aligned} \sigma_r^{\text{com}}(t) &= \sigma_{\text{nr}}^{\text{com}}(t)e^{-r(t-\mathcal{T}/2)} \\ &+ r \int_{\mathcal{T}/2}^t d\tau e^{-r(t-\tau)} \tilde{\sigma}_{\text{nr}}^{\text{com}}(t-\tau); \quad \mathcal{T}/2 \leq t \leq \mathcal{T}, \end{aligned}$$

with

$$\sigma_r^{\text{com}}(\mathcal{T}^+/2) = \sigma_{\text{nr}}^{\text{com}}(\mathcal{T}^+/2) = \sigma_r^{\text{exp}}(\mathcal{T}^-/2). \quad (25)$$

To proceed, we need the quantities  $\sigma_{\text{nr}}^{\text{exp}}(t)$  and  $\sigma_{\text{nr}}^{\text{com}}(t)$ , with  $t$  lying in the appropriate ranges mentioned in Eq. (24). To this end, we first solve Eq. (2) with the corresponding time-dependences given by Eqs. (4) and (5). The formal solution reads

$$x(t) = x_0 e^{-I(t,0)} + \frac{e^{-I(t,0)}}{\gamma} \int_0^t dt' \xi(t') e^{I(t',0)}, \quad (26)$$

with  $I(t, t_0) \equiv \int_{t_0}^t dt k(t)/\gamma$ . The MSD is immediately obtained as

$$\begin{aligned} \sigma_{\text{nr}}(t) &= \sigma_{\text{nr}}(0) e^{-2I(t,0)} \\ &+ \frac{2D}{\gamma^2} e^{-2I(t,0)} \int_0^t dt' e^{2I(t',0)}. \end{aligned} \quad (27)$$

For instance, for the expansion step of the first cycle for which we have  $x_0 = 0$ , we obtain

$$\begin{aligned} \sigma_{\text{nr}}^{\text{exp}}(t) &= D_H \sqrt{\frac{\pi \mathcal{T}}{k_0 \gamma^3}} \exp \left[ -\frac{2k_0 t}{\gamma} \left( 1 - \frac{t}{2\mathcal{T}} \right) + \eta^2(0) \right] \\ &\times (\text{erf}[\eta(0)] - \text{erf}[\eta(t)]), \end{aligned} \quad (28)$$

where we have  $D_H = \gamma k_B T_H$ , we have defined the function

$$\eta(s) \equiv \sqrt{\frac{k_0}{\gamma \mathcal{T}}} (\mathcal{T} - s), \quad (29)$$

and  $\text{erf}(x) = (2/\sqrt{\pi}) \int_x^\infty dy e^{-y^2}$  is the error function. Similar expressions can be written for  $\sigma_{\text{nr}}^{\text{com}}(t)$ . Using Eq. (27) in Eq. (24), one arrives at formal analytical expressions for  $\sigma_r^{\text{exp}}(t)$  and  $\sigma_r^{\text{com}}(t)$  that can be evaluated numerically. For the subsequent cycles, we have  $\sigma_{\text{nr}}^{\text{exp}}(\mathcal{T}^+) = \sigma_{\text{nr}}^{\text{com}}(\mathcal{T}^-)$ . In other words, the variance in position retains its continuity with time when the  $(n-1)^{\text{th}}$  cycle gives way to the  $n^{\text{th}}$  cycle.

As remarked earlier, we are interested in the output of the engine in the TPSS, where the position distribution of the overdamped particle becomes periodic in time, with the period equaling  $\mathcal{T}$ . In discussing our results, we will

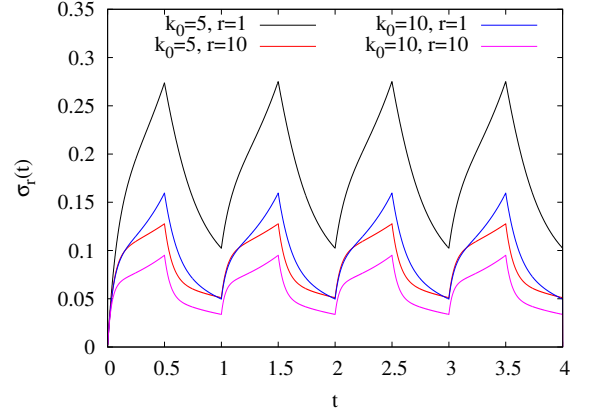


FIG. 1: Plots for the quantity  $\sigma_r(t)$  (with  $\sigma_r(t) = \sigma_r^{\text{exp}}(t)$  and  $\sigma_r(t) = \sigma_r^{\text{com}}(t)$  in respectively the rising and the falling part of each curve), evaluated using Eq. (24) and plotted as a function of time  $t$  for different combinations of  $k_0$  and  $r$ . One may observe the initial transient region and the subsequent settling into a time-periodic steady state (TPSS). Other parameters are  $\mathcal{T} = 1.0$ ,  $\gamma = 1.0$ ,  $T_H = 1.0$ ,  $T_C = 0.5$ ,  $x_r = 0$ .

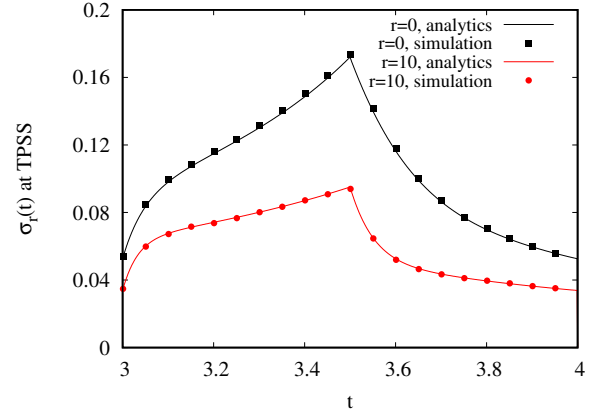


FIG. 2: Plots for the quantity  $\sigma_r(t)$  (with  $\sigma_r(t) = \sigma_r^{\text{exp}}(t)$  and  $\sigma_r(t) = \sigma_r^{\text{com}}(t)$  in respectively the rising and the falling part of each curve) plotted as a function of time  $t$  in the TPSS. The solid lines depict numerical results obtained using Eq. (24), while results from simulations of the dynamics of our engine are depicted by symbols. Here,  $k_0 = 10$ , the  $r$ -values are indicated in the figure, while the values of the other parameters are the same as in Fig. 1.

always leave out the initial transients (where the distribution is yet to become periodic in time) and focus on the performance of the engine in its TPSS. The initial transient regime and the TPSS have been shown in Fig. 1 for the quantities  $\sigma_r^{\text{exp}}(t)$  and  $\sigma_r^{\text{com}}(t)$  and for various combinations of  $k_0$  and  $r$ . The data are obtained from numerical evaluation of Eq. (24). It may be observed that the engine almost always enters into its TPSS right from

the beginning of the second cycle. Nevertheless, in obtaining and discussing our results on the performance of the engine, we have always discarded the first three cycles and recorded our observations from the fourth cycle. The figure also shows that an increase in the value of  $k_0$  at a fixed  $r$  or an increase in the value of  $r$  at a fixed  $k_0$  leads to a decrease in the variance, in accordance with our expectations.

Numerical evaluation of  $\sigma_r^{\text{exp}}(t)$  and  $\sigma_r^{\text{com}}(t)$  in the TPSS, by using Eq. (24), has been carried out and compared with the results obtained from our simulations of the engine dynamics in Fig. 2 for two different values of the resetting rate, namely  $r = 0$  and  $r = 10$ . An excellent agreement between theory (solid lines) and simulations (symbols) is observed, thereby validating the accuracy of our simulations vis-à-vis our analytical results.

### B. Variation of output work and efficiency with the resetting rate

Using Eq. (14) in Eq. (15), one obtains the average output work as

$$\langle W_{\text{out}}(\mathcal{T}) \rangle = -\frac{1}{2} \int_0^{\mathcal{T}/2} dt \dot{k}_{\text{exp}}(t) \sigma_r^{\text{exp}}(t) - \frac{1}{2} \int_{\mathcal{T}/2}^{\mathcal{T}} dt \dot{k}_{\text{com}}(t) \sigma_r^{\text{com}}(t). \quad (30)$$

The heat absorbed during the expansion step can be readily computed by using Eq. (17), as

$$\langle Q_H(\mathcal{T}/2) \rangle_{\text{exp}} = \langle W_{\text{out}}(\mathcal{T}/2) \rangle_{\text{exp}} + \langle \Delta E(\mathcal{T}/2) \rangle_{\text{exp}}, \quad (31)$$

where the subscripts outside the angular brackets imply that the corresponding quantities are to be calculated only for the expansion step. Here, on using Eq. (16), we have

$$\langle \Delta E(\mathcal{T}/2) \rangle_{\text{exp}} = \frac{k_0 \sigma_{\text{exp}}(\mathcal{T}/2)}{4} - \frac{k_0 \sigma_{\text{exp}}(0)}{2}. \quad (32)$$

The above expressions may be evaluated to obtain the functional dependency of the work output  $\langle W_{\text{out}}(\mathcal{T}) \rangle$  and the efficiency  $\eta$  on the resetting rate.

We begin our discussion of the results obtained by demonstrating that using  $W_{\text{tot}}(\mathcal{T})$  instead of  $W_{\text{out}}(\mathcal{T})$  while computing the engine efficiency (see Eqs. (13) and (15)) leads to unphysical results. We have

$$\begin{aligned} \langle W_{\text{tot}}(\mathcal{T}) \rangle &= \langle W_{\text{out}}(\mathcal{T}) \rangle \\ &+ \frac{r}{2} \int_0^{\mathcal{T}/2} dt [k_{\text{exp}}(t) \sigma_r^{\text{exp}}(t) - k_0 \sigma_r^{\text{exp}}(0)] \\ &+ \frac{r}{2} \int_{\mathcal{T}/2}^{\mathcal{T}} dt [k_{\text{com}}(t) \sigma_r^{\text{com}}(t) - (k_0/2) \sigma_r^{\text{com}}(\mathcal{T}/2)]. \end{aligned} \quad (33)$$

The quantity  $\langle W_{\text{tot}}(\mathcal{T}) \rangle$  is expected to increase as a function of  $r$  due to the interplay between the two terms appearing on the right-hand side of Eq. (13). Indeed, the

second term on the right hand clearly shows an explicit dependence on  $r$ . The first term has an implicit dependence on  $r$ : the higher the resetting rate  $r$ , the lower is the possibility of the particle making large jumps in energy in small time steps (given that it becomes more difficult for the particle to access the steeper parts of the potential). This increases the contribution coming from the first term as well, leading to a larger  $\langle W_{\text{out}}(\mathcal{T}) \rangle$  with higher value of  $r$ .

In Fig. 3, we plot the extracted work versus the rate of resetting, by (incorrectly) replacing  $W_{\text{out}}$  by  $W_{\text{tot}}$ . In accordance with our aforementioned expectations,  $\langle W_{\text{tot}}(\mathcal{T}) \rangle$  is observed to increase with the resetting rate. As may be observed from the inset, the corresponding efficiency also increases as the resetting rate is increased, and begins to saturate to a value *higher than unity*, in clear violation of the second law of thermodynamics. Evidently, it was incorrect to naively assume  $W_{\text{tot}}$  to be the extracted work while computing the efficiency of the engine.

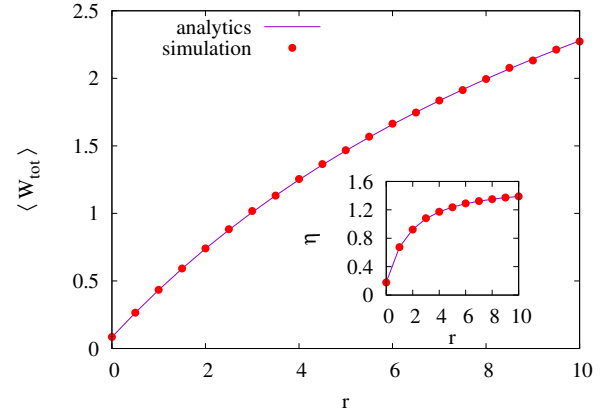


FIG. 3: Numerical and simulation results for the variation of the output work with  $r$ , for  $k_0 = 10$  and in the TPSS; the values of the other parameters are the same as in Fig. 1. The numerical results correspond to Eq. (33). The output work is taken to be  $\langle W_{\text{tot}}(\mathcal{T}) \rangle$ . Inset: Variation of engine efficiency  $\eta$ , Eq. (18), with  $r$  and in the TPSS; in the equation,  $W_{\text{out}}$  has been replaced with  $W_{\text{tot}}$ . The heat absorbed  $\langle Q_H(\mathcal{T}/2) \rangle$  has been obtained from numerical evaluation of the expression in Eq. (31).

Next, we use the correct definition of the extracted work, namely,  $W_{\text{out}}$ , in order to compute the efficiency of the engine. In Fig. 4(a), the variation of  $\langle W_{\text{out}}(\mathcal{T}) \rangle$  with the resetting rate  $r$  has been shown for different values of the stiffness parameter  $k_0$ . The average work output  $\langle W_{\text{out}}(\mathcal{T}) \rangle$  is observed to show a clear non-monotonic dependence on  $r$  for  $k_0 = 2$  and  $k_0 = 5$  for the chosen set of parameter values. The non-monotonicity becomes less prominent for  $k_0 = 10$ , while it completely disappears for  $k_0 = 15$ . Figure 4(b) shows the corresponding variations in the efficiency, computed using Eq. (18), with

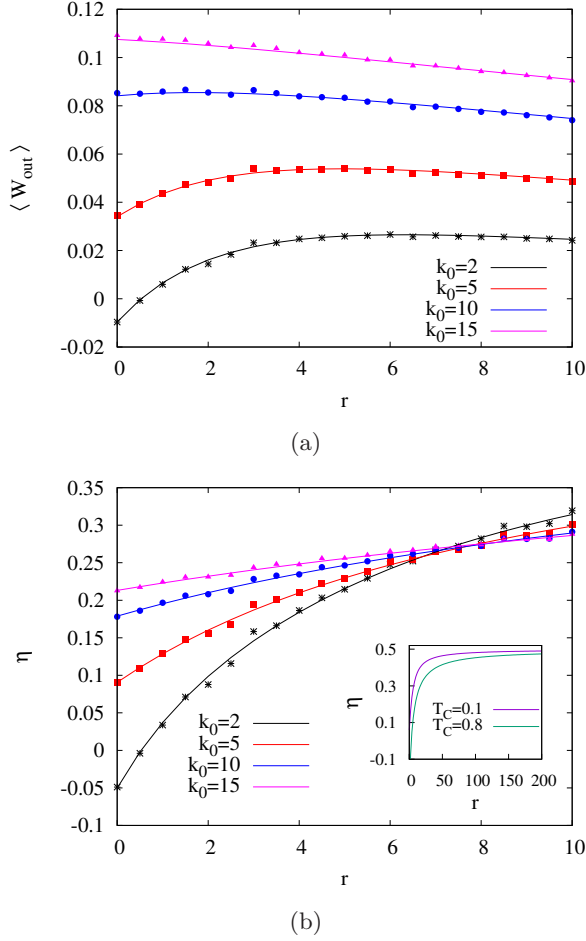
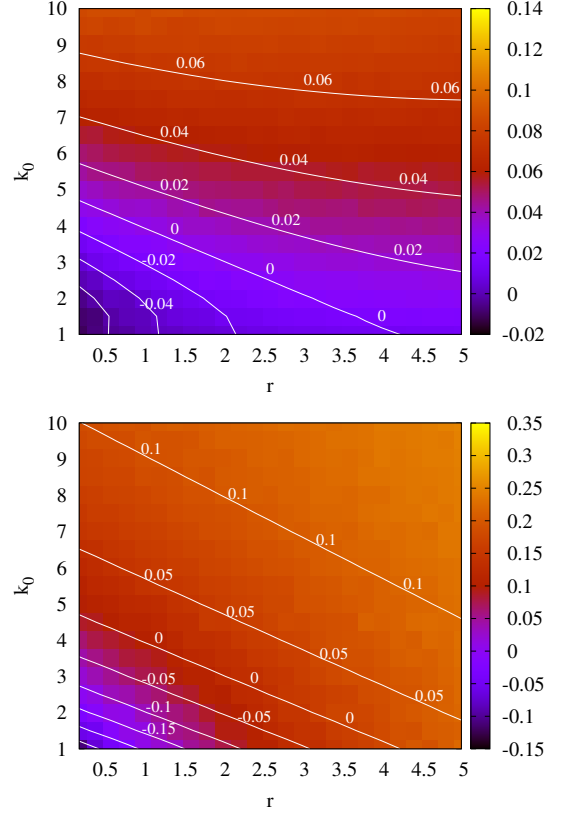


FIG. 4: (a) Numerical (symbols) and simulation (lines) results for the variation of  $\langle W_{\text{out}} \rangle$  with  $r$  and in the TPSS, for  $k_0 = 2$  (black), 5 (red), 10 (blue) and 15 (magenta); the other parameters have the same values as in Fig. 1. The numerical results are obtained using Eq. (30). (b) Variation of engine efficiency  $\eta$ , given by Eq. (18), with  $r$  and in the TPSS. The heat absorbed  $\langle Q_H(\mathcal{T}/2) \rangle$  has been obtained by using Eq. (31). The inset shows the saturation of the engine efficiency  $\eta$  at large  $r$  for  $k_0 = 2$ , for  $T_C = 0.1$  (purple) and  $0.8$  (green); the other parameters have the same values as in Fig. 1.

heat absorbed given by Eq. (31). The efficiency is found to increase with  $r$ , but the values are much lower, even for higher values of  $r$ , as compared to the plot in Fig. 3. The value of  $\eta$  tends to saturate to a value  $\lesssim 0.5$  asymptotically with  $r$  (see inset of Fig. 3(b)). On the basis of our results, we infer that  $\langle W_{\text{out}}(\mathcal{T}) \rangle$  is the correct definition for the extracted work.

*Density plot for efficiency:* In Fig. 5(a), we show the density plot for the variation of the output work  $\langle W_{\text{out}}(\mathcal{T}) \rangle$  with  $r$  and  $k_0$ , while in Fig. 5(b), the variation in efficiency  $\eta$  with respect to the same parameter values is shown. In both the figures, we have used the analytical results developed in Section IV A. It goes without



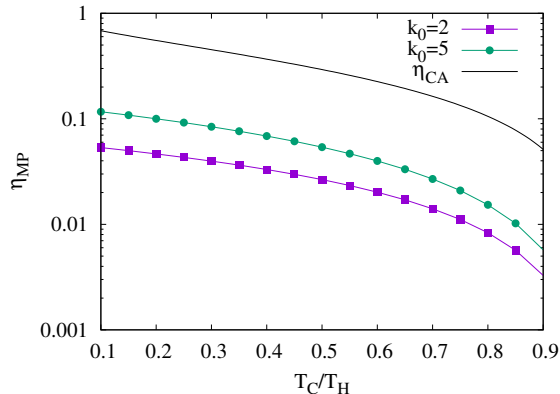


FIG. 6: Plot showing the efficiency at maximum power,  $\eta_{MP}$ , as a function of  $T_C/T_H$  on a semi-log scale, for  $k_0 = 2$  and  $k_0 = 5$ . The other parameters have the same values as in Fig. 1. The values of  $\eta_{CA}$ , the so-called Curzon-Ahlborn efficiency, have been provided (black solid line) for reference.

It can be readily seen from Eq. (35) that the ratios  $T_{C,eff}/T_{H,eff}$  and  $T_C/T_H$  are the same. Now, if a quasistatic engine cycle is carried out, one can replace  $k_0$  in the above expression by  $k(t)$ . This makes the effective temperatures time-dependent, but their ratio still remains equal to  $T_C/T_H$ . Comparing this value with Fig. 4, we infer that the values of  $(1 - T_{C,eff}/T_{H,eff})$  are inconsistent with the obtained efficiency values of our engine.

*Efficiency at maximum power:* We next proceed to find the efficiency at maximum power,  $\eta_{MP}$ , which is defined as the efficiency of the engine when the output work or power is maximum. We have performed this maximization with respect to the resetting rate  $r$ . As an example, in Fig. 4(a), the value of  $\eta$  computed at the value of  $r$  that yields the peak in the curve will be the value of  $\eta_{MP}$ . A heat engine working in the linear response regime yields the value of  $\eta_{MP}$  given by the *Curzon-Ahlborn efficiency* [1, 75]

$$\eta_{CA} = 1 - \sqrt{\frac{T_C}{T_H}}. \quad (36)$$

The underlying assumption lies in considering the heat flux to be proportional to the difference in temperature between the heat bath and the system [75]. In the current scenario, the system does not have a well-defined temperature in presence of the nonequilibrium drive due to resetting. However, the analytical techniques developed in [1] can be used in this case, where it has been shown that the ensuing leading-order corrections to Eq. (36) are  $\sim \mathcal{O}([\Delta T/T_C]^3)$ , with  $\Delta T \equiv T_H - T_C \ll T_C$ , i.e.,  $T_C/T_H \gg 1/2$ . In Fig. 6, we have plotted the values of  $\eta_{MP}$  for our system as a function of  $T_C/T_H$ . We have considered only the cases where the non-monotonicity has been observed within the range  $r \in [1, 20]$ . Nevertheless, the curve clearly shows that even in the range

where  $T_C/T_H > 1/2$ , there is a significant deviation from  $\eta_{CA}$ , the latter being shown as the black solid line in the figure. It can thus be inferred that resetting events drive the engine out of the linear response regime.

### C. Reset point not being at the minimum of the potential

Till now, we have set the reset point to be at the minimum of the potential, namely  $x_r = 0$ . However, in general, the reset point can be chosen to have a different value that does not correspond to the minimum of the potential. In this case, we generate our results by means of simulations. In Fig. 7, we have shown the different

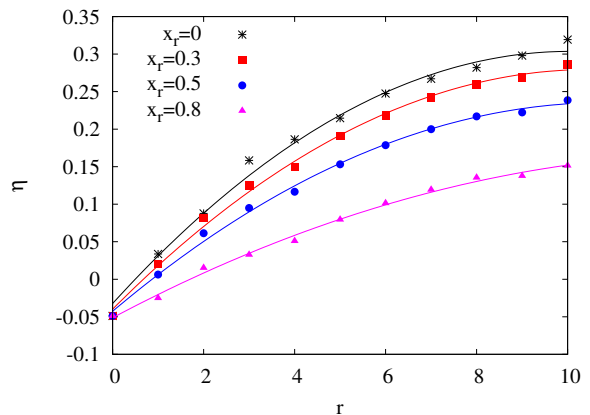


FIG. 7: Plots showing the variation of  $\eta$  with  $r$ , for different values of the reset point  $x_r$ , for  $k_0 = 2$ . The results of simulations are depicted by symbols, while the solid lines are the corresponding quadratic fits. Values of the parameters are the same as in Fig. 1.

plots of efficiency as a function of the resetting rate for different values of  $x_r$ . The symbols are the data obtained from simulations, while the solid lines are the quadratic fits. As may be observed, the higher the value of  $x_r$ , the less efficient is the engine at a fixed  $r$ . The reason is easy to comprehend. When the reset point is fixed at the minimum of the potential ( $x_r = 0$ ), the value of  $\partial V/\partial t$  is smaller in general. This is because the particle stays close to the minimum of the potential, close to which the variations in the value of  $V(x, t)$  with time are smaller as compared to the steeper parts. This increases the average extracted work  $\langle W_{out} \rangle$  (see Eq. (15)). However, for  $x_r \neq 0$ , the value of  $\langle W_{out} \rangle$  will be smaller, since  $\partial V/\partial t$  is now larger around the reset point. Thus, we indeed expect a decrease in efficiency with an increase in  $x_r$ .

## V. CONCLUSIONS

In this work, we addressed an hitherto unexplored theme in the respective fields of stochastic resetting and

stochastic heat engines, namely, how does the efficiency of the engine improve on incorporating resetting in the dynamical evolution of the working substance. To this end, we incorporated the effect of stochastic resetting into the dynamics of a stochastic engine. The working system consists of a Brownian particle in a harmonic trapping potential with a time-dependent stiffness coefficient, which undergoes repeated resetting at exponentially-distributed random time intervals to a pre-defined location. An analysis of the working of the engine allowed us to clarify subtle issues related to the identification of suitable thermodynamic quantities quantifying the efficiency of the engine, thereby providing valuable insights into the thermodynamics of systems undergoing resetting. Using a renewal equation formalism, we provided formal analytical expressions for the variance of the location of the Brownian particle, which led to an exact formal expression for the work. A non-monotonic variation of output work with the rate of resetting was observed for smaller values of trap stiffness, allowing the provision for one to adjust the parameters so as to make the engine run at maximum power. The efficiency, however, exhibited a monotonic growth with  $r$ . Density plots showing the dependence of the output work and the efficiency on the resetting rate and trap stiffness have been provided. We unveiled that a description of the system in terms of an effective temperature is untenable. The effects of resetting are shown to drive the system away from the linear response regime, by comparing the efficiency at maximum power with the well-known form of the Curzon-Ahlborn efficiency. Finally, the consequences of shifting the reset point away from the trap minimum

have been explored. In accordance with our expectations, the efficiency decreases with an increase in the distance between the reset point and the trap minimum. Our main conclusion is that the introduction of resetting does play the desirable role in enhancing the performance of the engine when the reset point is close to the minimum of the confining potential of the working substance. As mentioned earlier, such a system can be realized using the techniques of Refs. [67, 68], where a second flashing optical trap can be used for the reset operation, provided the intensity of the associated laser is high enough. Consequently, our observations are amenable to experimental verifications.

## ACKNOWLEDGEMENTS

We dedicate this work to the loving memory of Arun M. Jayannavar. SG acknowledges support from the Science and Engineering Research Board (SERB), India under SERB-CRG scheme Grant No. CRG/2020/000596. He also thanks ICTP–Abdus Salam International Centre for Theoretical Physics, Trieste, Italy, for support under its Regular Associateship scheme. SG is grateful to SISSA Visiting Scientist Program and to ICTP, Trieste, for supporting his visit in July 2023 when this paper was being finalized. SG would also like to thank the Isaac Newton Institute for Mathematical Sciences, Cambridge, for support and hospitality during the programme “Mathematics of movement: An interdisciplinary approach to mutual challenges in animal ecology and cell biology,” where work on this paper was completed. This work was supported by EPSRC grant no EP/R014604/1.

- 
- [1] T. Schmeidl and U. Seifert. Efficiency at maximum power: An analytically solvable model for stochastic heat engines. *Europhys. Lett.*, 81:20003, 2008.
  - [2] Shubhashis Rana, P. S. Pal, Arnab Saha, and A. M. Jayannavar. Single-particle stochastic heat engine. *Phys. Rev. E*, 90:042146, 2014.
  - [3] J. Roßnagel, O. Abah, F. Schmidt-Kaler, K. Singer, and E. Lutz. Nanoscale heat engine beyond the carnot limit. *Phys. Rev. Lett.*, 112:030602, January 2014.
  - [4] Gatiën Verley, Massimiliano Esposito, Tim Willaert, and Christian Van den Broeck. The unlikely carnot efficiency. *Nat. Commun.*, 5(1):4721, 2014.
  - [5] Valentin Blickle and Clemens Bechinger. Realization of a micrometre-sized stochastic heat engine. *Nature Physics*, 8:143, 2012.
  - [6] Jonne V Koski, Ville F Maisi, Jukka P Pekola, and Dmitri V Averin. Experimental realization of a szilard engine with a single electron. *Proc. Natl. Acad. Sci. U.S.A.*, 111(38):13786–13789, 2014.
  - [7] Johannes Roßnagel, Samuel T. Dawkins, Karl N. Tolazzi, Obinna Abah, Eric Lutz, Ferdinand Schmidt-Kaler, and Kilian Singer. A single-atom heat engine. *Science*, 352(6283):325–329, 2016.
  - [8] D. von Lindenfels, O. Gräb, C. T. Schmiegelow, V. Kaushal, J. Schulz, Mark T. Mitchison, John Goold, F. Schmidt-Kaler, and U. G. Poschinger. Spin heat engine coupled to a harmonic-oscillator flywheel. *Phys. Rev. Lett.*, 123:080602, August 2019.
  - [9] I. A. Martinez, E. Roldan, L. Dinis, D. Petrov, J. M. R. Parrondo, and R. A. Rica. Brownian carnot engine. *Nat. Phys.*, 12:67, 2016.
  - [10] Yamaan Saadeh and Dinesh Vyas. Nanorobotic applications in medicine: Current proposals and designs. *Am. J. Robotic Surgery*, 1:4, 2014.
  - [11] Carlos Bustamante, Jan Liphardt, and Felix Ritort. The Nonequilibrium Thermodynamics of Small Systems. *Physics Today*, 58(7):43, 2005.
  - [12] F. Ritort. Single-molecule experiments in biological physics: methods and applications. *J. Phys.: Condens. Matter*, 18:R531, 2006.
  - [13] R Dean Astumian. Making molecules into motors. *Sci. Am.*, 285(1):56–64, 2001.
  - [14] R Dean Astumian and Peter Hänggi. Brownian motors. *Phys. today*, 55(11):33–39, 2002.
  - [15] R Dean Astumian. Thermodynamics and kinetics of molecular motors. *Biophys. J.*, 98(11):2401–2409, 2010.

- [16] Rachid Ait-Haddou and Walter Herzog. Brownian ratchet models of molecular motors. *Cell Biochem. Biophys.*, 38:191–213, 2003.
- [17] Robert Zwanzig. *Nonequilibrium statistical mechanics*. Oxford university press, 2001.
- [18] Venkataraman Balakrishnan. *Elements of nonequilibrium statistical mechanics*, volume 3. Springer, 2008.
- [19] George E Uhlenbeck and Leonard S Ornstein. On the theory of the brownian motion. *Physical review*, 36(5):823, 1930.
- [20] Hendrik Anthony Kramers. Brownian motion in a field of force and the diffusion model of chemical reactions. *Physica*, 7(4):284–304, 1940.
- [21] Ryogo Kubo. A stochastic theory of line shape. *Stochastic processes in chemical physics*, 15:101–127, 1969.
- [22] Martin R Evans, Satya N Majumdar, and Grégory Schehr. Stochastic resetting and applications. *Journal of Physics A: Mathematical and Theoretical*, 53(19):193001, 2020.
- [23] Shamik Gupta and Arun M Jayannavar. Stochastic resetting: A (very) brief review. *Frontiers in Physics*, page 130, 2022.
- [24] Apoorva Nagar and Shamik Gupta. Stochastic resetting in interacting particle systems: A review. *Journal of Physics A: Mathematical and Theoretical*, 56:283001, 2022.
- [25] Arnab Pal, Sarah Kostinski, and Shlomi Reuveni. The inspection paradox in stochastic resetting. *Journal of Physics A: Mathematical and Theoretical*, 55(2):021001, 2022.
- [26] Martin R Evans and Satya N Majumdar. Diffusion with stochastic resetting. *Physical review letters*, 106(16):160601, 2011.
- [27] Martin R Evans and Satya N Majumdar. Diffusion with optimal resetting. *Journal of Physics A: Mathematical and Theoretical*, 44(43):435001, 2011.
- [28] Xavier Durang, Malte Henkel, and Hyunggyu Park. The statistical mechanics of the coagulation–diffusion process with a stochastic reset. *Journal of Physics A: Mathematical and Theoretical*, 47(4):045002, jan 2014.
- [29] Lukasz Kusmierz, Satya N Majumdar, Sanjib Sabhapandit, and Grégory Schehr. First order transition for the optimal search time of lévy flights with resetting. *Physical review letters*, 113(22):220602, 2014.
- [30] Shamik Gupta, Satya N. Majumdar, and Grégory Schehr. Fluctuating interfaces subject to stochastic resetting. *Physical Review Letters*, 112(22):220601, jun 2014.
- [31] Apoorva Nagar and Shamik Gupta. Diffusion with stochastic resetting at power-law times. *Physical Review E*, 93(6):060102, jun 2016.
- [32] Arnab Pal, Anupam Kundu, and Martin R Evans. Diffusion under time-dependent resetting. *Journal of Physics A: Mathematical and Theoretical*, 49(22):225001, apr 2016.
- [33] Stephan Eule and Jakob J Metzger. Non-equilibrium steady states of stochastic processes with intermittent resetting. *New Journal of Physics*, 18(3):033006, mar 2016.
- [34] Arnab Pal and Shlomi Reuveni. First passage under restart. *Physical review letters*, 118(3):030603, 2017.
- [35] Édgar Roldán and Shamik Gupta. Path-integral formalism for stochastic resetting: Exactly solved examples and shortcuts to confinement. *Physical Review E*, 96(2):022130, aug 2017.
- [36] V. P. Shkilev. Continuous-time random walk under time-dependent resetting. *Physical Review E*, 96(1):012126, jul 2017.
- [37] Jaume Masoliver. Telegraphic processes with stochastic resetting. *Physical Review E*, 99(1):012121, jan 2019.
- [38] Jaume Masoliver and Miquel Montero. Anomalous diffusion under stochastic resettings: A general approach. *Physical Review E*, 100(4):042103, oct 2019.
- [39] Daniel Campos, Joaquim Fort, and Vicenç Méndez. Transport on fractal river networks: Application to migration fronts. *Theoretical population biology*, 69(1):88–93, 2006.
- [40] Arnab Pal, Lukasz Kuśmierz, and Shlomi Reuveni. Time-dependent density of diffusion with stochastic resetting is invariant to return speed. *Physical Review E*, 100(4):040101, oct 2019.
- [41] Frank den Hollander, Satya N Majumdar, Janusz M Meylahn, and Hugo Touchette. Properties of additive functionals of brownian motion with resetting. *Journal of Physics A: Mathematical and Theoretical*, 52(17):175001, apr 2019.
- [42] Matteo Magoni, Satya N. Majumdar, and Grégory Schehr. Ising model with stochastic resetting. *Physical Research*, 2(3):033182, aug 2020.
- [43] Sergey Belan. Restart could optimize the probability of success in a bernoulli trial. *Physical review letters*, 120(8):080601, 2018.
- [44] B. De Bruyne, J Randon-Furling, and S. Redner. Optimization in first-passage resetting. *Physical Review Letters*, 125(5):050602, jul 2020.
- [45] S Karthika and A Nagar. Totally asymmetric simple exclusion process with resetting. *Journal of Physics A: Mathematical and Theoretical*, 53(11):115003, feb 2020.
- [46] Onkar Sadekar and Urna Basu. Zero-current nonequilibrium state in symmetric exclusion process with dichotomous stochastic resetting. *Journal of Statistical Mechanics: Theory and Experiment*, 2020(7):073209, jul 2020.
- [47] Prashant Singh. Random acceleration process under stochastic resetting. *Journal of Physics A: Mathematical and Theoretical*, 53(40):405005, sep 2020.
- [48] Paul C Bressloff. Diffusive search for a stochastically-gated target with resetting. *Journal of Physics A: Mathematical and Theoretical*, 53(42):425001, sep 2020.
- [49] Pascal Grange. Susceptibility to disorder of the optimal resetting rate in the larkin model of directed polymers. *Journal of Physics Communications*, 4(9):095018, sep 2020.
- [50] Gennaro Tucci, Andrea Gambassi, Shamik Gupta, and Édgar Roldán. Controlling particle currents with evaporation and resetting from an interval. *Physical Review Research*, 2(4):043138, oct 2020.
- [51] Carlos A. Plata, Deepak Gupta, and Sandro Azaele. Asymmetric stochastic resetting: Modeling catastrophic events. *Physical Review E*, 102(5):052116, nov 2020.
- [52] Gabriel Mercado-Vásquez and Denis Boyer. Search of stochastically gated targets with diffusive particles under resetting. *Journal of Physics A: Mathematical and Theoretical*, 54(44):444002, oct 2021.
- [53] Marcus Dahlenburg, Aleksei V. Chechkin, Rina Schumer, and Ralf Metzler. Stochastic resetting by a random amplitude. *Physical Review E*, 103(5):052123, may 2021.

- [54] Prashant Singh and Arnab Pal. Extremal statistics for stochastic resetting systems. *Physical Review E*, 103(5):052119, may 2021.
- [55] Wei Wang, Andrey G. Cherstvy, Holger Kantz, Ralf Metzler, and Igor M. Sokolov. Time averaging and emerging nonergodicity upon resetting of fractional brownian motion and heterogeneous diffusion processes. *Physical Review E*, 104(2):024105, aug 2021.
- [56] R. K. Singh and Sadhana Singh. Capture of a diffusing lamb by a diffusing lion when both return home. *Physical Review E*, 106(6):064118, dec 2022.
- [57] Mrinal Sarkar and Shamik Gupta. Biased random walk on random networks in presence of stochastic resetting: exact results. *Journal of Physics A: Mathematical and Theoretical*, 55(42):42LT01, oct 2022.
- [58] Mrinal Sarkar and Shamik Gupta. Synchronization in the kuramoto model in presence of stochastic resetting. *Chaos: An Interdisciplinary Journal of Nonlinear Science*, 32(7):073109, jul 2022.
- [59] Debraj Das and Luca Giuggioli. Discrete space-time resetting model: application to first-passage and transmission statistics. *Journal of Physics A: Mathematical and Theoretical*, 55(42):424004, 2022.
- [60] T. Schmiedl and U. Seifert. Efficiency at maximum power: An analytically solvable model for stochastic heat engines. *EPL (Europhysics Letters)*, 81(2):20003, dec 2007.
- [61] Valentin Blickle and Clemens Bechinger. Realization of a micrometre-sized stochastic heat engine. *Nature Physics*, 8:143, 2012.
- [62] Arnab Saha and Rahul Marathe. Stochastic work extraction in a colloidal heat engine in the presence of colored noise. *Journal of Statistical Mechanics: Theory and Experiment*, 2019(9):094012, sep 2019.
- [63] Aradhana Kumari, P. S. Pal, Arnab Saha, and Sourabh Lahiri. Stochastic heat engine using an active particle. *Phys. Rev. E*, 101:032109, 2020.
- [64] M. W. Zemansky. *Heat and thermodynamics*. McGraw-Hill, 1968.
- [65] Aradhana Kumari and Sourabh Lahiri. Microscopic thermal machines using run-and-tumble particles. *Pramana*, 95:1–12, 2021.
- [66] Sudeesh Krishnamurthy, Subho Ghosh, Dipankar Chatterji, Rajesh Ganapathy, and A. K. Sood. A micrometre-sized heat engine operating between bacterial reservoirs. *Nature Phys.*, 12:1134, 2016.
- [67] Niloyendu Roy, Nathan Leroux, A. K. Sood, and Rajesh Ganapathy. Tuning the performance of a micrometer-sized stirling engine through reservoir engineering. *Nature Communications*, 12(1), aug 2021.
- [68] Ofir Tal-Friedman, Arnab Pal, Amandeep Sekhon, Shlomi Reuveni, and Yael Roichman. Experimental realization of diffusion with stochastic resetting. *The journal of physical chemistry letters*, 11(17):7350–7355, 2020.
- [69] Martin R Evans, Satya N Majumdar, and Grégory Schehr. Stochastic resetting and applications. *Journal of Physics A: Mathematical and Theoretical*, 53(19):193001, 2020.
- [70] K. Sekimoto. Kinetic characterization of heat bath and the energetics of thermal ratchet models. *Prog. Theor. Phys. Supp.*, 130:17, 1998.
- [71] Ken Sekimoto. *Stochastic Energetics*. Springer, 2010.
- [72] U. Seifert. Stochastic thermodynamics, fluctuation theorems and molecular machines. *Rep. Prog. Phys.*, 75:126001, 2012.
- [73] Luca Peliti and Simone Pigolotti. *Stochastic Thermodynamics: An Introduction*. Princeton University Press, 2021.
- [74] Deepak Gupta, Carlos A Plata, and Arnab Pal. Work fluctuations and jarzynski equality in stochastic resetting. *Phys. Rev. Lett.*, 124(11):110608, 2020.
- [75] F. L. Curzon and B. Ahlborn. Efficiency of a carnot engine at maximum power output. *Am. J. Phys.*, 43:22–24, 1975.