

A semiclassical model for charge transfer along ion chains in silicates

Juan F R Archilla^{1,*}, Jānis Bajārs², Yusuke Doi³ and Masayuki Kimura⁴

¹ Group of Nonlinear Physics, Universidad de Sevilla, ETSII, Avda Reina Mercedes s/n, 41012-Sevilla, Spain

² Faculty of Physics, Mathematics and Optometry, University of Latvia, Jelgavas Street 3, Riga, LV-1004, Latvia

³ Division of Mechanical Engineering, Graduate School of Engineering, Osaka University, 2-1 Yamadaoka, Suita, Osaka 565-0871, Japan

⁴ Department of Electrical and Electronic Engineering, Faculty of Science and Engineering, Setsunan University, 17-8 Ikeda-Nakamachi, Neyagawa, Osaka 572-8508, Japan

E-mail: *Corresponding author: archilla@us.es

Abstract. It has been observed in fossil tracks and experiments in the layered silicate mica muscovite the transport of charge through the cation layers sandwiched between the layers of tetrahedra-octahedra-tetrahedra. A classical model for the propagation of anharmonic vibrations along the cation chains has been proposed based on first principles and empirical functions. In that model, several propagating entities have been found as kinks or crowdions and breathers, both with or without wings, the latter for specific velocities and energies. Crowdions are equivalent to moving interstitials and transport electric charge if the moving particle is an ion, but they also imply the movement of mass, which was not observed in the experiments. Breathers, being just vibrational entities, do not transport charge. In this work, we present a semiclassical model obtained by adding a quantum particle, electron or hole to the previous model. We present the construction of the model based on the physics of the system. In particular, the strongly nonlinear vibronic interaction between the nuclei and the extra electron or hole is essential to explain the localized charge transport, which is not compatible with the adiabatic approximation. The formation of vibrational localized charge carriers breaks the lattice symmetry group in a similar fashion to the Jahn-Teller Effect, providing a new stable dynamical state. We study the properties and the coherence of the model through numerical simulations from initial conditions obtained by tail analysis and other means. We observe that although the charge spreads from an initial localization in a lattice at equilibrium, it can be confined basically to a single particle when coupled to a chaotic quasiperiodic breather. This is coherent with the observation that experiments imply that a population of charge is formed due to the decay of potassium unstable isotopes.

1. Introduction

Tracks in mica muscovite were observed due to the special properties of the material. It can be exfoliated into very thin sheets, which are also semitransparent and therefore allow for direct observation. Some of those dark tracks were due to positively charged particles such as positrons, protons, or antiprotons [1–3]. Many other tracks were along the potassium hexagonal lattice layer and were therefore attributed to quasi-one-dimensional lattice excitations called quodons [4, 5].

They were experimentally observed in an experiment where alpha particles were sent onto a monocrystal side, and subsequently, it was observed the ejection of an atom from the other side along the lattice close-packed directions [6]. Fossil tracks were most probably produced by the recoil of potassium ions after beta decay, which is 99% electron emission, leaving behind a positive charge. Therefore, it was deduced that quodons could transport electric charge [7, 8], which opened the possibility of the experimental measurement of electric current. This was achieved by bombarding a mica monocrystal with alpha particles which were expected to produce a large number of nonlinear excitations and measuring the current in the absence of an electric field, a phenomenon called *hyperconductivity*. There was an initial peak of current that after some seconds would diminish to the current transported by the flux of alpha particles [9]. It was interpreted as the nonlinear excitations trapping the accumulated electric charge left behind from electron beta emission. When this reservoir was exhausted, the only charge available was the one provided by the alpha particles. More experiments were done with other silicates [10] and other materials as it was developed a test to distinguish hyperconductivity and to separate quodon currents from Ohmic currents in semiconductors or conductors [11, 12]. The authors recommend a recent review on the subject [13].

A classical model for a cation chain in muscovite was developed based on first principles and empirical potentials. Interestingly, it was found the existence of crowdions or lattice kinks with energies of 26 eV, which is below the energy provided by the nucleus recoil after beta emission and above the energy to eject an atom, therefore coherent with the mica ejection experiment [14, 15]. There were also found kinks with other energies but with wings, also called nanopterons [16, 17]. Interestingly, a crowdion is a moving interstitial, which within an ionic crystal implies the movement of electric charge, making it a candidate for hyperconductivity. There are, however, observations of primary fossil tracks, which scatter in many other fainter ones, which should have much smaller energies, implying that less energetic nonlinear excitations as breathers were also of interest.

Breathers are nonlinear localized solutions with also a vibration [18]. They are well described mathematically [19], and there are methods to construct numerically exact ones [20]. They can also appear in systems with long-range interaction [21] as alpha-helix proteins [22]. Breathers, also known as *intrinsic localized modes* (ILMs), were found in 3D in Si [23]. The theory of ILMs in 3D molecular dynamics was developed in Ref. [24], where it was found that they appear after X-ray recoil in molecular dynamics of ionic crystals but also in metals, such as Ni, Nb, and Fe. It was demonstrated that ILM frequencies can be within gaps in the phonon band or above it. The ILMs were highly mobile with energy of the order of 1 eV. ILMs were later found in other bcc metals, such as V and W [25], in fcc crystals, such as Cu [26, 27], and in hcp Be [28]. ILMs were also found in covalent crystals with the diamond structure, such as the insulator C, and the semiconductors Si and Ge [26, 27]. They were also constructed in graphene both with classical [29], and ab initio molecular dynamics [30]. To summarize, it was demonstrated that breathers or ILMs can appear in many materials with different electric behavior and with many different crystal structures.

The spectral theory of breathers in the moving frame was developed in Ref. [31]. In the same work, it was applied to the muscovite model and traveling exact breathers with small energy were found. A related phenomenological model for muscovite was also used with the property that it was very easy to obtain traveling breathers in two dimensions [32]. The theory of exact breathers in the moving frame was extended to two and more dimensions using that model as an example [33]. The theory was also extended to a variation of the latter model with the addition of a quantum particle. Numerical methods were developed to deal with the differences in the time scale of the charge and the atoms that were able to conserve the charge probability [34]. Their spectral properties were deduced and described in Ref. [35].

In this paper, we construct a semiclassical model for the specific model based on potassium

chains in mica muscovite constructed from first principles and empirical potentials in Ref. [15], by adding a quantum particle. In many aspects, the model is similar to the phenomenological model used in Ref. [34, 35], but it is more complicated as the diagonal terms of the quantum charge Hamiltonian are not constant but correspond to the interaction with the other electric charges in the crystal.

The vibronic interaction between the nuclei and the extra electron or hole is strongly nonlinear with the consequence that the tunneling of an electron between nearest-neighbor ions is only probable when the nuclei are close enough and the transition probability increases strongly as they approach. The consequence is the formation of quodons, dynamical states that transport electric charge in a localized manner, breaking the lattice discrete translation invariance as happens with the spontaneous symmetry breaking in the Jahn-Teller or pseudo Jahn-Teller effect [36, 37]. Certainly, the space of quodons has to keep the lattice translation invariance but given the low probability for the formation of quodons, their population at any given time should also break the translational invariance.

The paper is structured as follows: after the introduction, the model is described in Section 2, including the hole or electron potential; the Hamiltonian and dynamical equations are then obtained in Section 3, which are linearized in Section 4. Section 5 presents the results of numerical integration for different initial variables, such as localized traveling and stationary trial solutions, and localized charge in a system at equilibrium; also it is observed a breather rebounding in a charge and a kink with an extra charge, and finally, a charge trapped by a chaotic quasiperiodic breather. The main part of the article finishes with the conclusions. There are also two appendixes: Appendix A describes the transformation of the semiclassical system into a real canonical Hamiltonian one, and Appendix B describes methods for numerical integration that preserve the charge probability at each integration step.

2. Model

We propose a tight-binding model for a positive charge, a hole, or an electron, that we will call a charge with $Q = 1$ for the hole and $Q = -1$ for the electron. The model is an extension of the model already used for muscovite by Archilla et al. [14, 15, 17, 38]. The ket $|n\rangle$ represents the state in which the extra charge is located at the lattice position n , being $\langle n|$ the corresponding bra or adjoint operator, with $\langle m|n\rangle = \delta_{m,n}$. An extra charge state is given by $|\phi(t)\rangle = \sum_n c_n(t)|n\rangle$, where $c_n(t)$ represent the time-dependent possibility that the extra charge is located at site n . We will omit in what follows the explicit time dependence of $|\phi\rangle$ and c_n when convenient. The adjoint operator to $|\phi\rangle$ is $\langle\phi| = \sum_n c_n^* \langle n|$, where c_n^* is the complex conjugate of c_n and $|c_n^2| = c_n^* c_n$ is the probability of finding the extra charge in the site n in the state $|\phi\rangle$. The total probability is one as there is an electron or hole in the system, i.e.:

$$\sum_{n=1}^N |c_n|^2 = 1. \quad (1)$$

The cations K^+ are subjected both to an on-site potential $U(u_n)$ which represents the interaction of K^+ with the ions of the surrounding lattice except for the K^+ ions in the same row, which are explicitly included as the interatomic interaction $V(u_n - u_{n-1}) = V_C(u_n - u_{n-1}) + V_Z(u_n - u_{n-1})$, where V_C is the Coulomb repulsion; and V_Z , a Yukawa type potential is a simplification of the ZBL potential [39], and corresponds to the repulsion between nuclei screened by the electron cloud. The variables u_n represent the n -th ion separation from the equilibrium position. We will use scaled units convenient for the modeled system: $u_L = a = 5.19 \text{ \AA}$ is the equilibrium distance between potassium ions; u_E is the Coulomb energy corresponding to two units of charge e at distance u_L , i.e., $u_E = k_e e^2 / a \simeq 2.77 \text{ eV}$; the unit of mass is the mass of a potassium atom $u_M = m_K = 39.1 \text{ amu}$; and the unit of time becomes a derived quantity:

$u_T = (u_M u_L^2 / uE)^{1/2} = (m_K a^3 / k_e e^2)^{1/2} \simeq 0.2$ ps. The unit of angular frequency is equivalent to 5 Trad/s or $u_f = 1/(2\pi u_T) \simeq 0.8$ THz $\simeq 26.7$ cm⁻¹.

In the scaled units, the interaction potential energies become:

$$V = V_C + V_Z \quad (2)$$

$$V_C(u_n - u_{n-1}) = \frac{1}{1 + u_n - u_{n-1}} \quad (3)$$

$$V_Z(u_n - u_{n-1}) = \frac{B}{1 + u_n - u_{n-1}} \exp\left(-\frac{1 + u_n - u_{n-1}}{\rho}\right) = \frac{C}{1 + u_n - u_{n-1}} \exp(-\beta(u_n - u_{n-1})), \quad (4)$$

with $B = 184.1$ and $\rho = 0.05690$ $\beta = 1/\rho = 17.58$ and $C = B \exp(-\beta) = 4.285 \times 10^{-6}$.

The on-site potential is obtained with the use of empirical potentials and electrostatic potentials [40], considering the interaction with the ions in the layers above, the first one composed of O⁻², and the second of a mixed species between Si and Al with a positive charge +3.1. The resulting potential is a Fourier series that can be truncated at the fourth term:

$$U = \sum_{m=0}^4 v_m \cos(2\pi x), \quad \text{with} \quad (5)$$

$$\{v_m\} = \{2.4474, -3.3490, 1.0997, -0.2302, 0.0321\}. \quad (6)$$

The on-site potential U is represented among other potentials in Fig. 1. It has a potential barrier of 20 eV, as obtained with molecular dynamics [41], and a small amplitude frequency of 110 cm⁻¹, as observed experimentally [42]. It is soft for $x \lesssim 0.3a$, and hard for larger distances as corresponds to a bounded system.

Both the interaction and the on-site potentials are described in detail in Refs. [15, 31]. In the following, we consider for the first time some of the consequences of adding an extra unit of charge as a hole or an electron.

2.1. Hole or electron potential

Localized energy transport in muscovite has been observed experimentally [6], and it has been deduced that dark tracks are produced by positive charge [7, 8]. Subsequently, charge transport has been observed experimentally in muscovite [9] and other silicates [10–13]. Different tracks suggest different types of carriers [43]. In this article, we attempt to model the transport of positive or negative charge attached to the K⁺ ions and coupled with the lattice.

An extra charge will appear due to β^- decay of ⁴⁰K [44], for which the nucleus transforms in ⁴⁰Ca with an extra proton. The ion becomes Ca⁺⁺, with the extra hole migrating to the neighboring ion. The far less frequent β^- decay will transform ⁴⁰K into ⁴⁰Ar, and the ion will become Ar⁰, with an electron that can migrate to neighboring K⁺ transforming them into neutral K [8].

An extra charge in site n will experience the electrostatic interaction with the surrounding ions, given by $U_Q(u_n)$, and also with the other K⁺ in the same row, given also by $V_C(u_n - u_{n-1})$ in (3). U_Q is different from U in (6), because the short-range interaction is already taken into account, and therefore only the extra electrostatic interaction of the extra charge has to be considered [40]. Considering the interaction with the oxygen ions at the immediate layers above and below and with the Si-Al mixed species in the following layer with charge +3.1 leads to a potential described also by a Fourier series truncated at the fourth harmonic. We denote it as

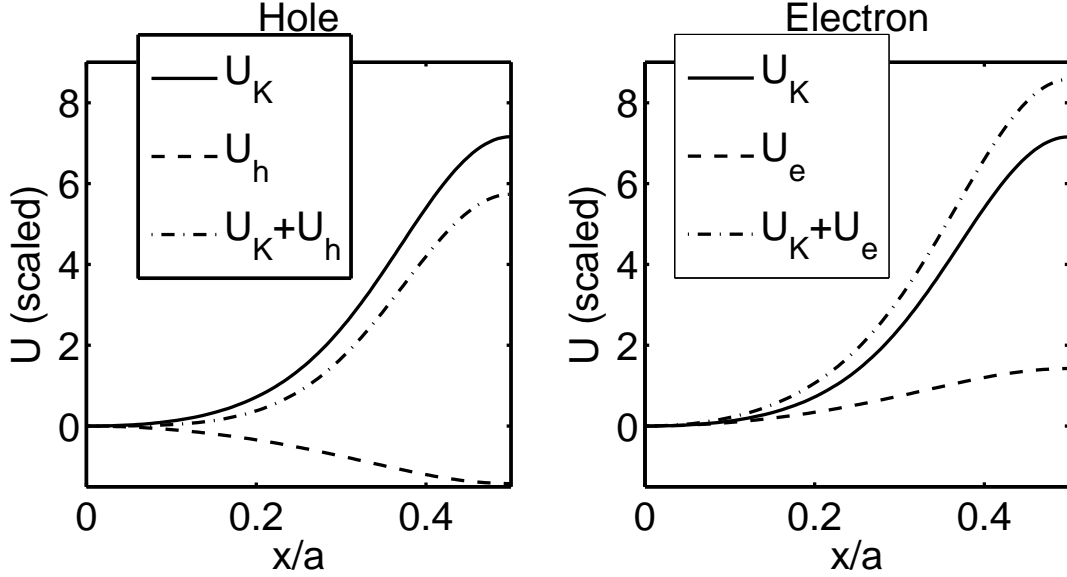


Figure 1. (Left) Substrate potentials U_K experienced by a potassium ion K^+ ; U_h , the electric potential experienced by a positive hole h^+ ; and $U_K + U_h$, is the potential experienced by the double cation K^{++} . U_K is a sum of electrical and Buckingham terms [40]. (Right) Also, U_K is represented with U_e , the potential experienced by an extra electron e^- , and $U_K + U_e$, the potential experienced by the neutral atom K^0 . The latter is therefore due only to the Buckingham potentials in Ref. [40]. The unit of energy is $u_E \simeq 2.77$ eV.

U_Q , being $U_h = U_Q$ for a hole and $U_e = -U_h$ for an extra electron. They are given by:

$$\begin{aligned}
 U_h &= \sum_{m=0}^4 h_m \cos(2\pi x), \quad \text{with} \\
 \{h_m\} &= \{-0.6160, 0.6941, -0.0930, 0.0167, -0.0018\}, \\
 U_Q &= QU_h.
 \end{aligned} \tag{7}$$

Figure 1-Left shows the different potentials. Note that U_h has a maximum at the equilibrium position for a hole ($Q = +1$) because it is energetically favorable to become closer to one of the negative oxygen ions. On the contrary, for an electron $Q = -1$, the potential energy U_e has a minimum.

The potential U_h has a maximum at $x = 0$ and a minimum between at $x = 0.5$ with a potential well of $\simeq -3.74$ eV, which diminishes the height of the potential barrier. The potential $U_e = -U_h$ has the opposite properties.

The potential $V_C(u_n - u_{n-1})$ is equal to (3), as is the Coulomb repulsion between an extra charge in site n and the nearest K^+ ions. In this case, the interaction with the extra charge with the K^+ ions in the same row does not include a Yukawa or ZBL potential because there is not an extra nuclei.

Therefore the Hamiltonian operator for the extra charge will be

$$\hat{H}_Q = \sum_n E_n |n\rangle\langle n| - J_{n,n+1} |n\rangle\langle n+1| - J_{n,n-1} |n\rangle\langle n-1|. \tag{8}$$

The transfer integrals $J_{n,n-1} = J_{n-1,n}$ are related to the probability of a transition from the state $|n-1\rangle$ to the state $|n\rangle$ and vice versa. The term E_n can be obtained easily as the expected

value of the charge Hamiltonian $\langle n | \hat{H}_Q | n \rangle$ when the nondiagonal terms $J_{n,n-1}$ are *zero*. It will be composed of the classical energy of the extra charge in the site n , that is, the electrostatic interaction with the lattice, plus the electrostatic interaction with the nearest K^+ ions. Then:

$$E_n = QU_h(u_n) + \frac{Q}{1 + u_n - u_{n-1}} + \frac{Q}{1 + u_{n+1} - u_n} - 2Q + E_0. \quad (9)$$

We have subtracted the hole electrostatic energy at equilibrium $-2Q$ and added a reference value E_0 , so as $E_n = E_0$ at the equilibrium distance. The value of E_0 has no physical consequences, and it will be generally taken as zero, however, some other values may be more convenient than others for numerical integration and to obtain periodic solutions [35].

The terms $J_{n-1,n}$ have to be negligible for the equilibrium distance and become large only at the distance where the two electronic clouds of the K^+ ions interact. Therefore, a reasonable assumption is that they are exponentials with a decay rate similar to the ZBL repulsion between nuclei. That is,

$$J_{n-1,n} = J_{n,n-1} = J_0 \exp(-\alpha(1 + u_n - u_{n-1})) = I_0 \exp(-\alpha(u_n - u_{n-1})). \quad (10)$$

A first guess of α is $\alpha = \beta$ as both terms are the consequence of the overlapping of the electron shells. In principle, I_0 is the same for a hole or an electron, but this assumption might be revised.

Note that I_0 is the only parameter for which we do not have an approximate value at the moment. We expect to deduce it from the band structure and experimental mobilities in muscovite, but at this stage, it will be taken as an adjustable parameter. Also, the value of α initially equal to β might have to be reconsidered.

Figure 2 shows the interchange of probability when the particles approach as a consequence of the functional form of the transfer integrals.

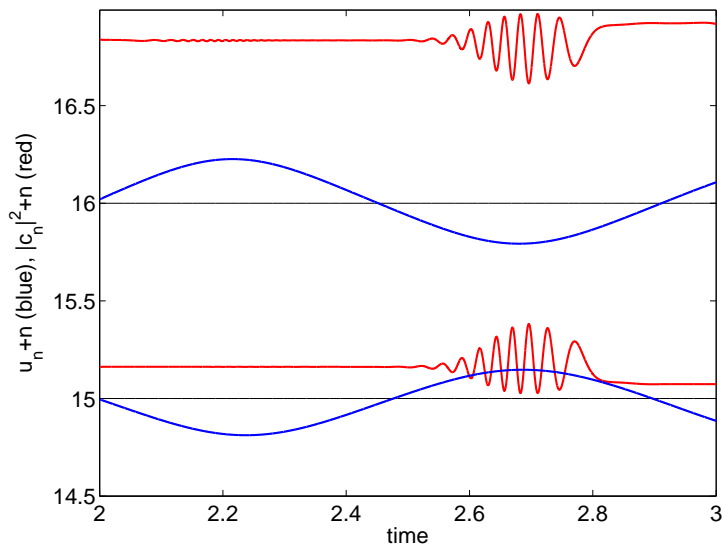


Figure 2. Displacements (blue lines) and charge probability (red lines) for a system after an initial compression of particles 15 and 16 to a distance of 0.4. It brings about the oscillations of the particles in the antiphase for some time. The interchange of probability when the ions approach can be seen, and also the high frequency of the charge transfer.

3. Hamiltonian and dynamical equations

We obtain the dynamical equations for the charge amplitudes from the Schrödinger equation $i\hbar\partial/\partial t|\phi\rangle = \hat{H}_Q|\phi\rangle$ collecting together the coefficients of the basis states $|n\rangle$. The Planck constant in scaled units will be denoted $\tau = \hbar/u_E/u_T$, where u_E and u_T are the scaled units of energy and time, therefore $\tau = 0.0011968$. Then:

$$i\tau\dot{c}_n = \left[QU_h(u_n) + \frac{Q}{1+u_n-u_{n-1}} + \frac{Q}{1+u_{n+1}-u_n} - 2Q + E_0 \right] c_n - [J_{n,n-1}c_{n-1} + J_{n,n+1}c_{n+1}]. \quad (11)$$

The equations of movement for the variables u_n are obtained from the Hamiltonian as $\dot{p}_n = -\partial H_{tot}/\partial u_n$ and $\dot{u}_n = \partial H_{tot}/\partial p_n = p_n$. Where H_{tot} is the Hamiltonian obtained as

$$H_{tot} = H_{lat} + \langle\phi|H_Q|\phi\rangle. \quad (12)$$

The first component of the Hamiltonian is the lattice classical Hamiltonian:

$$H_{lat} = \sum_n \frac{1}{2} p_n^2 + U(u_n) + V(u_n - u_{n-1}), \quad (13)$$

with V and U given in (2) and (6). The second component of the Hamiltonian is the expected value of the charge Hamiltonian in a generic state $|\phi\rangle = \sum_n c_n|n\rangle$, which is given by:

$$H_Q = \langle\phi|\hat{H}_Q|\phi\rangle = \sum_n E_n c_n^* c_n - [J_{n,n+1}c_n^* c_{n+1} + J_{n,n-1}c_n^* c_{n-1}], \quad (14)$$

with E_n from (9) and $J_{n,n+1}$ from (10).

3.1. Final equations

Calculating the derivatives of E_n and $J_{n,n+1}$, and collecting together the different terms, we obtain the dynamical equations for u_n :

$$\begin{aligned} \ddot{u}_n = & -U'(u_n) - QU'_h(u_n)|c_n|^2 \\ & - \frac{1}{(1+u_{n+1}-u_n)^2} [1 + C \exp(-\beta(u_{n+1}-u_n)) + Q|c_n|^2 + Q|c_{n+1}|^2] \\ & + \frac{1}{(1+u_n-u_{n-1})^2} [1 + C \exp(-\beta(u_n-u_{n-1})) + Q|c_n|^2 + Q|c_{n-1}|^2] \\ & + \frac{C\beta \exp(-\beta(u_n-u_{n-1}))}{1+u_n-u_{n-1}} - \frac{C\beta \exp(-\beta(u_{n+1}-u_n))}{1+u_{n+1}-u_n} \\ & + \alpha I_0 \exp(-\alpha(u_{n+1}-u_n))(c_{n+1}^* c_n + c_n^* c_{n+1}) \\ & - \alpha I_0 \exp(-\alpha(u_n-u_{n-1}))(c_n^* c_{n-1} + c_{n-1}^* c_n). \end{aligned} \quad (15)$$

Note that the last two lines are real.

The dynamical equations for the extra charge are given by:

$$\begin{aligned} i\tau\dot{c}_n = & \left[QU_h(u_n) + \frac{Q}{1+u_n-u_{n-1}} + \frac{Q}{1+u_{n+1}-u_n} - 2Q + E_0 \right] c_n \\ & - I_0 \exp(-\alpha(u_n-u_{n-1}))c_{n-1} - I_0 \exp(-\alpha(u_{n+1}-u_n))c_{n+1}. \end{aligned} \quad (16)$$

These equations can be written in real form and also as canonical Hamiltonian equations as explained in Appendix A.

4. Linearization

We expand the terms in the dynamical equations (15)-(16), using $1/(1+x) \simeq 1-x+x^2$ and $1/(1+x)^2 \simeq 1-2x+3x^3$, and we can neglect the ZBL potential because of small displacements u_n , $C \simeq 10^{-6}$ and $\beta C \simeq 10^{-4}$. We obtain the linearized dynamical equations:

$$\ddot{u}_n = -\omega_0^2 u_n + 2(u_{n+1} + u_{n-1} - 2u_n), \quad (17)$$

$$i\tau \dot{c}_n = E_0 c_n - I_0 [c_{n+1} + c_{n-1}]. \quad (18)$$

The frequency of the lattice homogeneous oscillations ω_0 is given by

$$\omega_0 = \left(- \sum_{m=1}^4 (2\pi m)^2 v_m \right)^{1/2} \simeq 4.4800. \quad (19)$$

A value of $E_0 \neq 0$ implies only a shift in the c_n frequencies of E_0/τ , which can be convenient for integration purposes but has no physical consequences as always the products $c_n c_m^*$ that appear in the dynamical equations are invariant with respect to a global frequency shift [35]. Note that the variables u_n and c_n become decoupled at the linear limit.

The dispersion relations are independent and are given by

$$\omega^2 = \omega_0^2 + 4c_s^2 \sin^2(q/2), \quad \text{for the variables } u_n; \quad (20)$$

$$\omega = \frac{E_0}{\tau} - \frac{2I_0}{\tau} \cos(q), \quad \text{for the variables } c_n. \quad (21)$$

The constant $c_s = \sqrt{2}$ in (20) is the sound velocity in the lattice system without on-site potential and it is written as a symbol for comparison with other scalings. The second equation (21) multiplied by the scaled Planck constant τ provides the charge energy [45], i.e.:

$$H_Q = \tau\omega = E_0 - 2I_0 \cos(q). \quad (22)$$

5. Simulation tests

In this section, we test some physically interesting initial solutions and observe the result of the integration of the full system and some of its properties to check the model proposed. We limit ourselves to simulations for an extra hole, that is, $Q = +1$ in the previous sections.

The preferred numerical methods are those that preserve the physical properties of the system at each integration step, in particular, charge probability conservation. They are described in Appendix B.

5.1. Extended solutions

Linear solutions of the linearized equations are extended ones $c_n = \frac{1}{\sqrt{N}} \exp(i[qn - \omega t])$. Substitution in (17) and (18) leads to $\ddot{u}_n = 0$ and $\tau\omega = -2I_0 \cos(q)$ and the charge Hamiltonian and frequency are $H_h = \tau\omega = E_0 - 2I_0 \cos(q)$ and $\omega = E_0/\tau - 2\frac{I_0}{\tau} \cos(q)$ as seen above. The lattice Hamiltonian is zero because $u_n = 0$ and $p_n = 0$. Note that the unit energy in scaled variables is exactly $u_E = k_c e^2/a$, the electrostatic potential energy of a unit charge at the lattice unit distance. So an extra charge would provide twice that amount if the charge is localized in a single site, but it is diminished for the extended solution. The velocity of the waves in c_n should be the phase velocity as there is, in principle, a single plane wave, that is, $V_{teo} = \frac{\omega}{q} = -\frac{2}{q} \frac{I_0}{\tau} \cos(q)$. The physical reason for the lattice to remain frozen is that the charge density is constant because $|c_n|^2 = 1/N$ so each charge is subjected to opposite repulsive forces from each neighbor with the same modulus that cancel themselves, i.e.: $\ddot{u} = -Q|c_{n+1}^2| + Q|c_{n-1}^2| = -Q/N + Q/N = 0$. These solutions are somewhat irrelevant since nothing happens. However, they are very useful for coherence.

5.2. Traveling localized trial functions

We propose the trial function $c_n = A_0 \exp(-\xi|n - V_b t|) \exp(i[qn - \omega t])$, which is $c_n = A_0 \exp(-\xi[n - V_b t]) \exp(i[qn - \omega t])$ for $n - V_b t > 0$ and $c_n = A_0 \exp(+\xi[n - V_b t]) \exp(i[qn - \omega t])$ when $n - V_b t < 0$ alternatively changing ξ for $-\xi$ when $n - V_b t < 0$. It is easy to see that the time derivative is well defined in $n - V_b t = 0$ and we will consider the coherence of this definition below. By substitution in Eq. (16) and collecting together the real and imaginary coefficients we obtain:

$$H_h = \tau\omega = -2I_0 \cosh(\xi) \cos(q), \quad (23)$$

$$\tau\xi V_b = 2I_0 \sinh(\xi) \sin(q). \quad (24)$$

We observe that changing ξ for $-\xi$ does not change the above equations, and therefore they are valid for both tails of the trial function. Also, note that V_b and $\sin(q)$ have the same sign. See Fig. 3.

The trial function c_n is not a solution, and therefore it spreads. Simulation times should be the order of the theoretical period $T_{\text{teo}} = 2\pi/\omega$, with $\omega = H_h/\tau$ above. However, they are a simple one of testing the equations, the simulation code and to get insight into the physics of the system. It is remarkable how well works for the tails of an actual solution.

5.3. Stationary localized trial functions

There are two stationary trial functions c_n : if $V_b = 0$, $\sin(q) = 0$ and $q = 0$ and $q = \pm\pi$ (same physical wavevector). For $q = 0$, $H_h = -2I_0 \cosh(\xi)$ and for $q = \pm\pi$, $H_h = 2I_0 \cosh(\xi)$.

For large values of I_0/τ as 100 or 10, the charge probability spreads rapidly, for values as $I_0/\tau = 1$ the lattice couples with the lattice and for $T_h = 2.97$ larger than $T_0 = 1.4$, meaning that the lattice evolves faster than the charge. Interestingly, there is the phenomenon of self-localization, a localized vibration of u_n develops at n_0 , the particle with more charge at

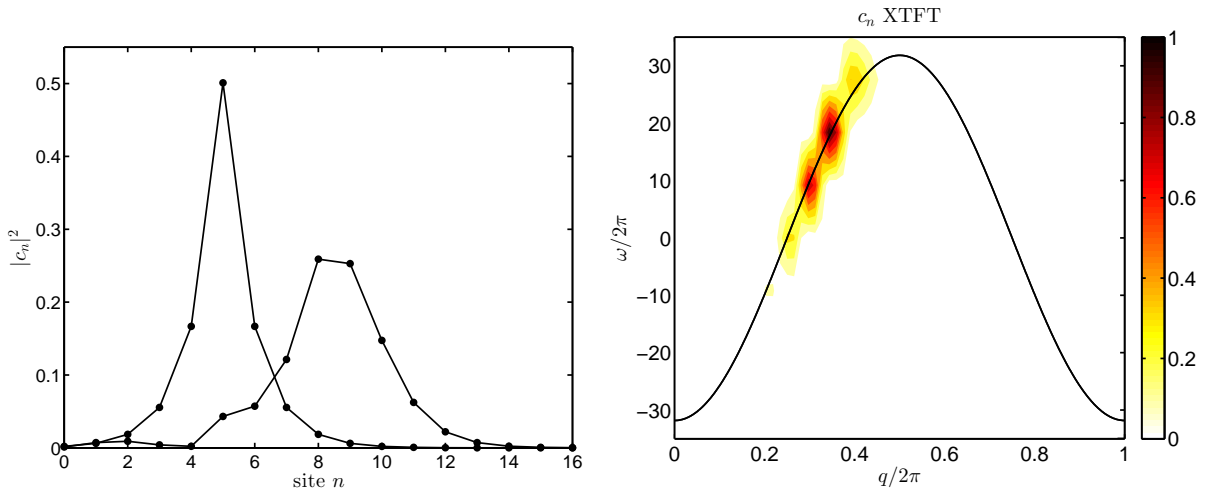


Figure 3. (Left) Localized wave obtained with initial conditions $u = 0$, $p = 0$, $c_n = A \exp(-\xi|n|) \exp(iqn)$, with $q = 2\pi/3$, $\xi = 0.55$, $N = 64$, $I_0/\tau = 100$, $h = 5 \times 10^{-5}$, $T_{\text{end}} = 0.1$. Graphic velocity $V_{\text{graph}} \simeq 181$, $V_{\text{teo}} = \frac{2I_0 \sinh(\xi)}{\tau \xi} \sin(q) = 182$, $H_{h,\text{teo}} = -2I_0 \cosh(\xi) \cos(q) = 0.138$, $H_{h,\text{num}}(0) = 0.104$. (Right) FFT of c_n together with the theoretical phonon band $\omega = -\frac{2I_0}{\tau} \cos(q)$. H_h losses 0.1% of energy to the lattice after T_{end} . Note: if I_0/τ diminishes the charge frequencies became smaller than the lattice ones and the charge becomes blocked leaving the energy to the lattice.

$t = 0$, affecting the two neighbors and at the same time the charge probability becomes more concentrated in that same particle than at the beginning, as can be seen in Fig. 6.

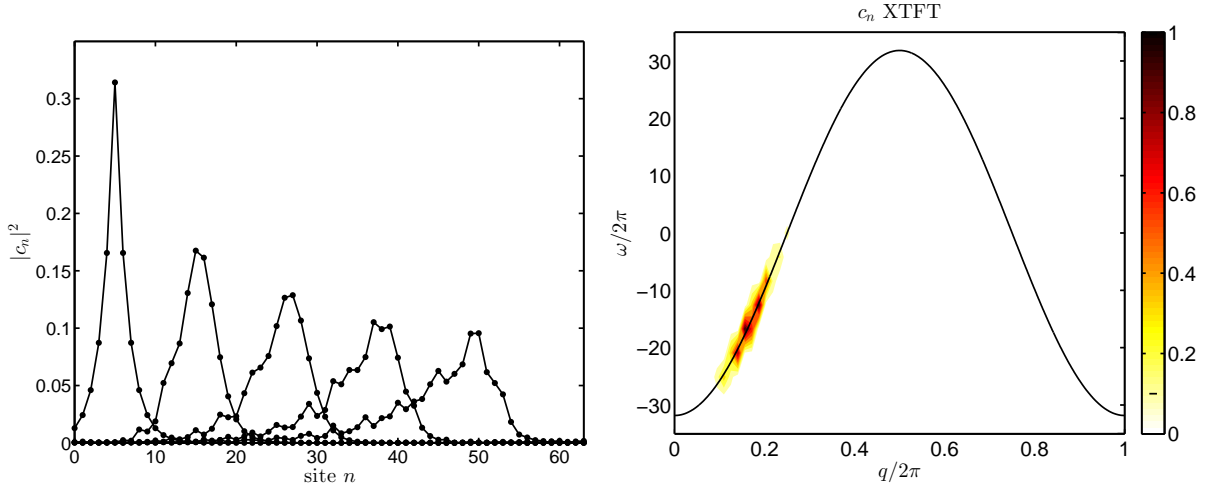


Figure 4. (Left) Localized wave obtained with initial conditions $u = 0$, $p = 0$, $c_n = A \exp(-\xi|n|) \exp(iqn)$, with $q = \pi/3$, $N = 64$, $I_0/\tau = 100$, $\xi = 0.32$. Integration parameters: $h = 6 \times 10^{-5}$, $T_{\text{end}} = 0.23$ and 4000 steps. Results: graphic velocity $V_{\text{graph}} \simeq 186$, $V_{\text{teo}} = \frac{2I_0}{\tau} \frac{\sinh(\xi)}{\xi} \sin(q) = 176$, $H_{h,\text{teo}} = -2I_0 \cosh(\xi) \cos(q) = -0.126$, $H_{h,\text{num}}(0) = -0.1131$. (Right) FFT of c_n together with the theoretical phonon band $\omega = -\frac{2I_0}{\tau} \cos(q)$. Note: H_h loses 0.006% of energy to the lattice after $T_{\text{end}} = 4T_{\text{teo}}$. The trial solution spreads in despite the small interaction with the lattice due to the hopping probability.

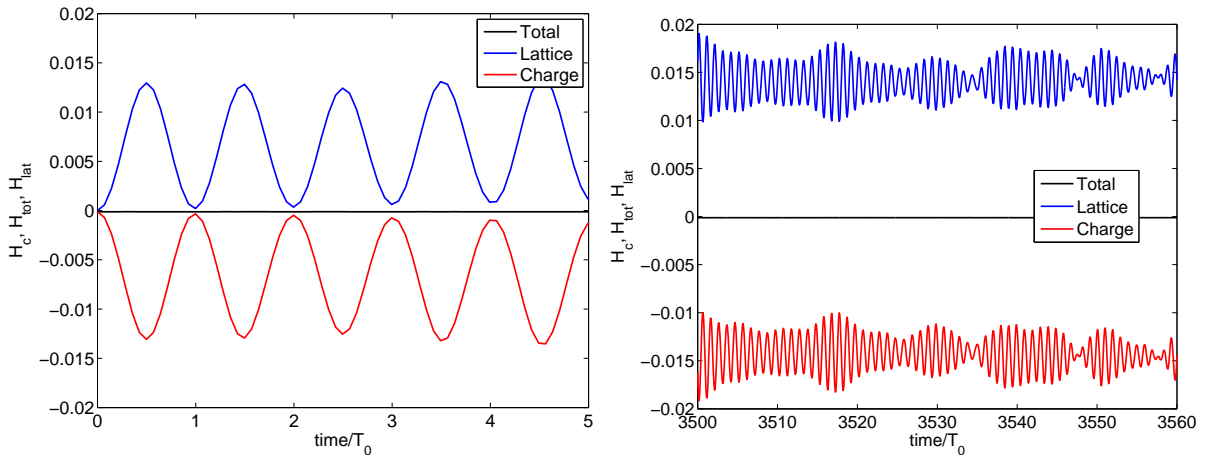


Figure 5. Energy evolution obtained with initial conditions $u = 0$, $p = 0$, $c_n = A \exp(-\xi|n|) \exp(iqn)$, with $q = \pi/3$, $N = 64$, $I_0/\tau = 0.1127$, $\alpha = 12.45$ and integration step: $h = 0.01$. $T_0 = 1.4$ is the period of decoupled lattice small oscillations. The lattice gets very quickly energy from the charge. (Left) First 5 periods with $T \simeq T_0$. (Right) Last 60 periods with the same main period and mean charge/lattice energy, corresponding to an energy charge of 0.015 or 40 meV. The process is accompanied by a small increase in localization and a moderate rupture of the monotony of the decreasing pattern.

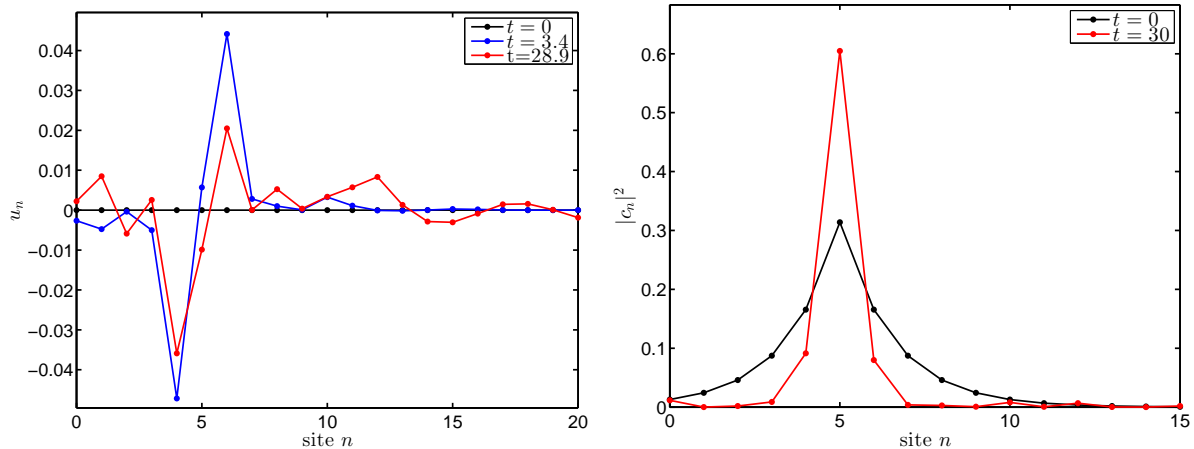


Figure 6. (Left) Approximated oscillating self-localized mode obtained with initial conditions $u = 0$, $p = 0$, $c_n = A \exp(-\xi|n|) \exp(iqn)$, with $q = 0$, $N = 64$, $I_0/\tau = 1$, $\xi = 0.32$. Integration parameters: $h = 1.4 \times 10^{-3}$, $T_{\text{end}} \simeq 30$ and 213090 steps. Results: $H_{h,teo} = -2I_0 \cosh(\xi) = -0.0252$, $H_{h,num}(0) = -0.00226$, then it oscillates between -0.02 and -0.05 with corresponding oscillations of the lattice Hamiltonian. (Right) Self-localization of the charge density.

5.4. Stationary charge

The simplest initial conditions are provided by the lattice at equilibrium $u = 0$, $p = 0$, and the location of a charge at site n , i.e., $|c_m|^2 = \delta(n, m)$, with $a_n = 1, b_n = 0$. Any other combination of a_n and b_n that keeps the probability is equivalent.

We observe that the charge probability does not spread until quite high values of I_0/τ , actually to obtain a fast spread we need $I_0/\tau = 10$. This is coherent with the properties of muscovite actually being an insulator. Figure 7 shows this spread.

5.5. Breather rebounding in a charge

With a simple pattern, it is possible to produce non-exact breathers. If we locate an extra charge in their vicinity, the breather rebounds, while the charge keeps its localized position. Initially, a symmetrical oscillation of the neighboring particles to the charge develops. See Fig. 8.

5.6. Kink with an extra charge

Note that for kinks, the particles became very close, and the energy can change very rapidly, therefore, a smaller step h might be necessary. Kinks are produced without charge at energies of 26.2 eV [15, 17], with $u_E \simeq 2.77$ eV, the velocity to be provided to a single particle should be about $V_b = \sqrt{2 \times 26.2/2.77} \simeq 4.35$ in scaled units. Locating the charge with $c_{15} = 1$ and $p_{15} = 4.4$ with $I_0/\tau = 0.01$, we can test the system. With step $h = 0.001$, the energy is not conserved while the charge is always conserved due to our numerical method. So we use $h = 10^{-4}$ and obtain a kink for the lattice variables. The charge probability is divided. One part 67% is located at the initial particle and a smaller one travels with the kink, as can be seen in Fig. 9. There is always a small probability left at each particle and lost to the kink.

The process depends heavily on I_0/τ . For $I_0/\tau = 0.1$, both the charge and the lattice vibration remain trapped, but increasing the initial momentum to $p_{15} = 6$, the kink reappears traveling with 12% probability with the charge. In this case, the charge is not dispersed, which is more favorable than $I_0/\tau = 0.01$.

Note that in an ionic crystal, the movement of an ion implies the movement of electric charge by itself. In this case, the charge transported is larger $+2e$. This might be coherent with the

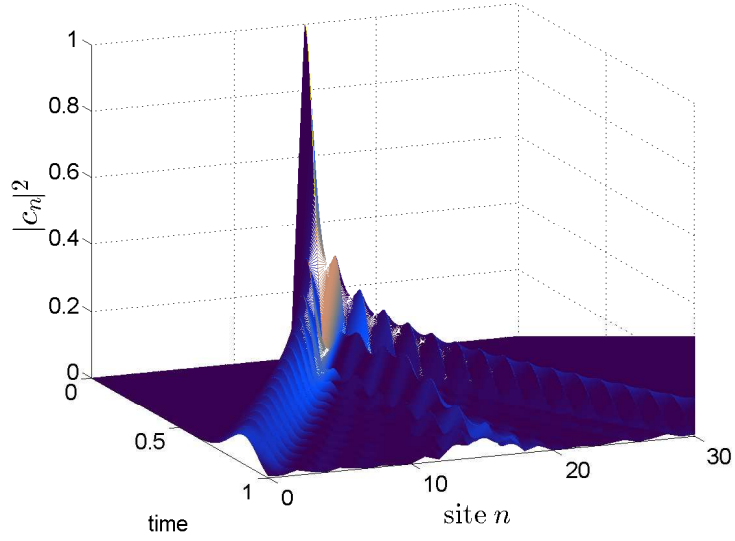


Figure 7. Charge spread in a lattice initially at rest, $c_{16} = 1$. Parameters: $h = 10^{-3}$, $N = 1000$, $I_0/\tau = 10$. The probability is divided into three. Any of the traveling probabilities corresponds to traveling charge without much perturbation of the lattice.

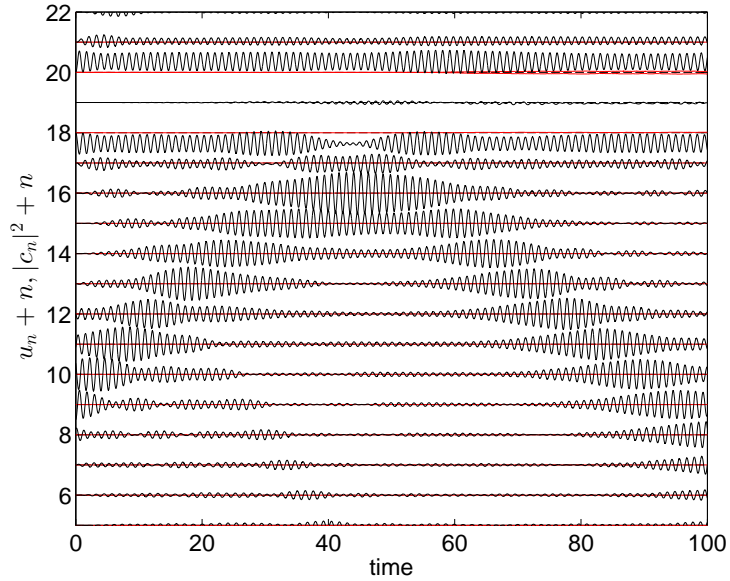


Figure 8. Approximate breather generated with $[u_9, \dots, u_{13}] = [0.0183, -0.0501, 0.0370, -0.0106, 0.0011]$, $[p_9, \dots, p_{13}] = [0.0692, 0.0056, -0.1636, 0.1448, -0.0848]$, $c_{20} = 1$. The charge c_n is in red, and the lattice coordinates are amplified 10 times. Parameters: $h = 0.01$, $N = 10000$, $I_0/\tau = 0.1$.

thick lines of primary quodons.

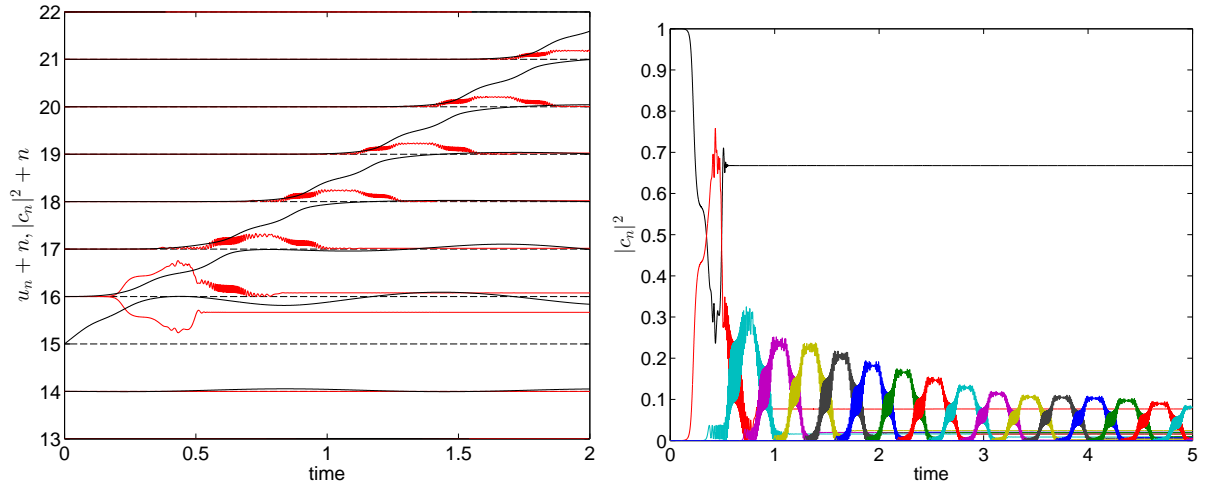


Figure 9. (Left) A kink produced with initial momentum $p_{15} = 4.4$ ($E_K = 0.5p^2 = 26.8$ eV) and a localized charge with $c_{15} = 1$. A kink is produced and the charge probability density $|c_n|^2$ (in red) is partially left at the initial particle and partially travels with the kink. Parameters: $\hbar = 10^{-4}$, $I_0/\tau = 0.01$, $T_{\text{end}} = 5$ and $N = 64$ particles. Dashed lines are reference lines both for the charge and the lattice variables. Results: $\simeq 27\%$ probability is carried initially with the kink, diminishing to $\simeq 9\%$ at time $t = 5$. A stable probability of 67% is left at the initial site. **(Right)** A small amount of charge is left stable with each particle after the passage of the kink. For $I_0/\tau = 0.1$, the same kick does not produce a kink, for a larger kick of $p_{16} = 6$, it does. A smaller probability of 12% travels with the charge but with no observable dispersion. A larger value of I_0/τ needs studying as there are bursts of increase of the lattice Hamiltonian and (negative) charge Hamiltonian, although the total Hamiltonian is conserved.

5.7. Chaotic breather with an extra charge

We have found chaotic breathers [46] with an extra charge that are quasi-periodic in the lattice variables and also for the charge amplitude or probability. This is an interesting possibility as it is a mechanism for trapping energy and charge during certain times. The pattern is close to the Page mode, that is, with a site with maximum amplitude with nearest neighbors with smaller amplitude, and opposite phase. This is a breather with high energy 4.5 eV, 5 eV corresponding to the lattice and -0.5 eV to the charge. It is presented in Fig. 10-Left with the parameters $\alpha = 12.5$ and $I_0/\tau = 0.1117$. The particle with initial probability one loses around 0.015 , and then there is a small interchange to neighboring particles that is recovered but in a nonperiodic way, as it can be seen in Fig. 10-Right. The phase space of the variables a_n and b_n of the charge amplitude and the lattice displacements and momenta are also represented in Fig. 11. Only the core particle variables and the nearest neighbors are represented for clarity. This entity is called a chaotic breather or chaobreather for short. From the physical point of view it represents a different form of energy and charge localization, as observed in the hyperconductivity experiments described in Sect. 1, where alpha particles initially bring about a current peak showing that a reservoir of charge has been mobilized.

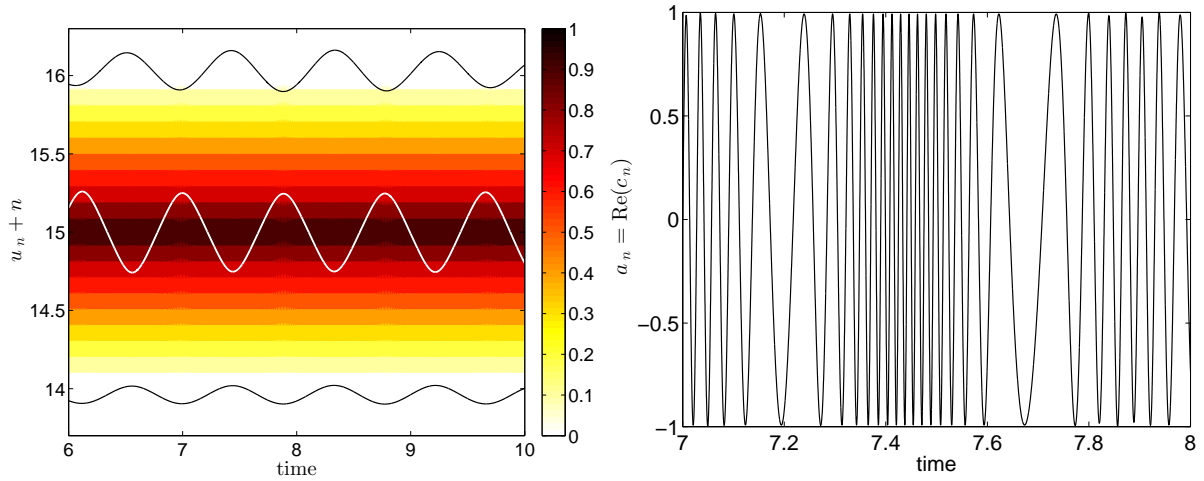


Figure 10. Quasi-periodic chaotic breather with an extra charge. **(Left)** The coordinates of particle 15 and the two nearest neighbors are shown with apparent but not exact periodicity. The charge probability represented as color remains localized in the initial particle after an initial small spread at the nearest neighbors. **(Right)** The real part of the charge amplitude shows the chaotic behaviour with $a_n \simeq 1$ repeating but non periodically. Parameters $I_0/\tau = 0.1117$, $\alpha = 12.45$, integration step $h = 10^{-5}$.

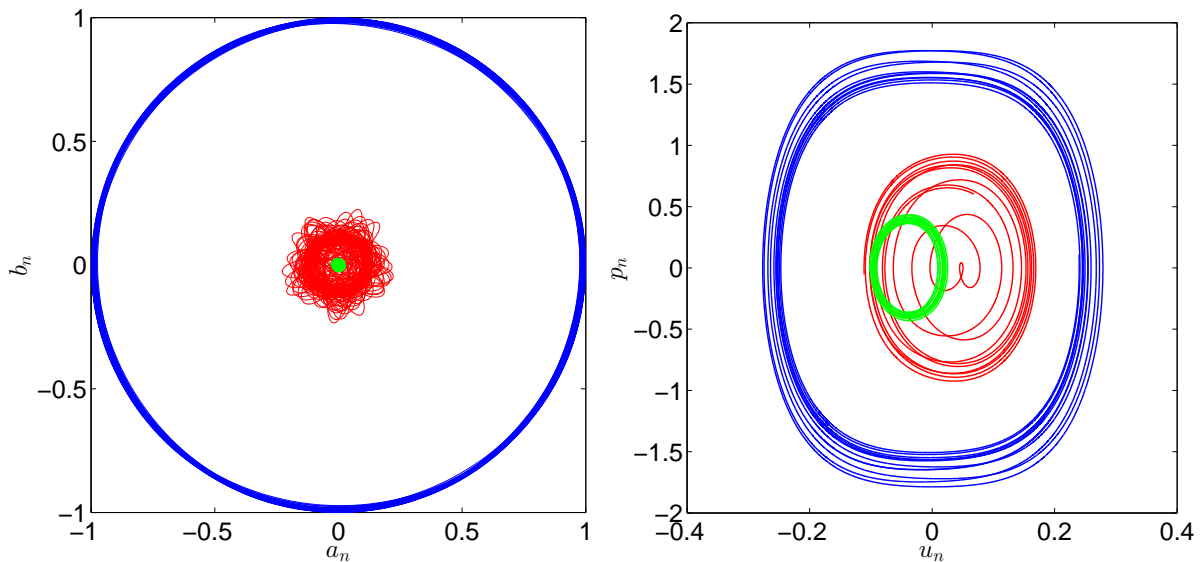


Figure 11. Phase space of the phase spaces of the chaotic breather with an extra charge as described in Section 5.7. In blue, the core particles and, in red and green, the two nearest neighbors. **(Left)** Charge amplitude real and imaginary part a_n and b_n . **(Right)** Lattice coordinate and momentum u_n and p_n . See text. Parameters $I_0/\tau = 0.1117$, $\alpha = 12.45$, integration step $h = 10^{-5}$.

6. Conclusions

In this work, we have presented a model for charge transport along K^+ chains in silicates mediated by nonlinear excitations. The motivation for this work is the experimental observation of hyperconductivity, the phenomenon of charge transport in the absence of an electric field when a side of the crystal is bombarded with alpha particles. The model relies heavily upon the work of previous publications, but for the first time, an electric charge is considered through a quantum Hamiltonian. The vibronic interaction between ions and an extra electron or hole, described by the transfer integral, is strongly nonlinear, increasing as neighboring ions become closer enhancing the probability of charge transmission. This allows for the existence of localized charge states that break the discrete translational invariance of the lattice. These states, when mobile, are the proposed charge carriers in hyperconductivity experiments. Most of the parameters are obtained through physical deduction, although some are yet not well known, particularly the transfer integral. Extensive work on that subject is being done, and it will be published elsewhere. In this work, we analyze the coherence of the model, its behavior, and spectra, for different initial conditions based on different ansätze, obtained from the tail analysis of extended and exponentially localized profiles, isolated charges, and other means. We have found interesting phenomena, such as the self-localization of some stationary solutions and the trap of a charge by a chaotic breather. The obtention of exact traveling solutions is the object of the present research, as well as the estimation of the missing parameters. Although in this work we have developed the model both for holes and electrons, we have limited the simulations to holes as they are the best candidate for the phenomenon of hyperconductivity because 99% of the ^{40}K decay leaves a positive charge behind. New development may require a modification or refinement of our model, but, at present, it seems physically sound. At present, the propagation of charge has not been achieved due to the large number of frequencies that appear due to the different amplitudes of the particle oscillations. We expect to solve this problem both numerically and conceptually for the physical system. That work will be reported in future publications.

Acknowledgments

JFRA thanks projects MICINN PID2019-109175GB-C22 and VII PPIT-US 2023. He also acknowledges the Universities of Osaka and Latvia for hospitality. JB acknowledges support from PostDocLatvia grant No.1.1.1.2/VIAA/4/20/617. YD acknowledges the support from grant JSPS Kakenhi (C) No. 19K03654. MK acknowledges support from grants JSPS Kakenhi (C) No. 21K03935.

References

- [1] P. B. Price and R. M. Walker. Observation of fossil particle tracks in natural micas. *Nature*, **196** (1962) 732–734.
- [2] F. M. Russell. The observation in mica of tracks of charged particles from neutrino interactions. *Phys. Lett.*, **25B** (1967) 298–300.
- [3] F. M. Russell. Tracks in mica caused by electron showers. *Nature*, **216** (1967) 907–909.
- [4] F. M. Russell and D. R. Collins. Lattice-solitons and non-linear phenomena in track formation. *Rad. Meas.*, **25** (1995) 67–70.
- [5] F. M. Russell. A brief history of nonlinear excitations. *Nature Rev. Phys.*, **3**, 4 (2022) 147.
- [6] F. M. Russell and J. C. Eilbeck. Evidence for moving breathers in a layered crystal insulator at 300 K. *EPL*, **78** (2007) 10004.
- [7] F. M. Russell. Tracks in mica, 50 years later: Review of evidence for recording the tracks of charged particles and mobile lattice excitations in muscovite mica. *Springer Ser. Mater. Sci.*, **221** (2015) 3–33.
- [8] J. F. R. Archilla and F. M. Russell. On the charge of quodons. *Lett. Mater.*, **6** (2016) 3–8.
- [9] F. M. Russell, J. F. R. Archilla, F. Frutos and S. Medina-Carrasco. Infinite charge mobility in muscovite at 300 K. *EPL*, **120** (2017) 46001.
- [10] F. M. Russell, A. W. Russell and J. F. R. Archilla. Hyperconductivity in fluorphlogopite at 300 K and 1.1 T. *EPL*, **127**, 1 (2019) 16001.

- [11] F. R. Russell and J. F. R. Archilla. Ballistic charge transport by mobile nonlinear excitations. *Phys. Status Solidi RRL*, **19**, 3 (2022) 2100420.
- [12] F. R. Russell and J. F. R. Archilla. Intrinsic localized modes in polymers and hyperconductors. *Low Temp. Phys.*, **48**, 12 (2022) 1009–1014.
- [13] F. M. Russell, J. F. R. Archilla and S. Medina-Carrasco. Localized waves in silicates. What do we know from experiments? In C. H. Skiadas and Y. Dimotikalis, editors, *13th Chaotic Modeling and Simulation International Conference*, Springer Proc. Complex., pages 721–734, Cham, 2021. Springer.
- [14] J. F. R. Archilla, Yu. A. Kosevich, N. Jiménez, V. J. Sánchez-Morcillo and L. M. García-Raffi. A supersonic crowdion in mica. *Springer Ser. Mater. Sci.*, **221** (2015) 69–96.
- [15] J. F. R. Archilla, Yu. A. Kosevich, N. Jiménez, V. J. Sánchez-Morcillo and L. M. García-Raffi. Ultradiscrete kinks with supersonic speed in a layered crystal with realistic potentials. *Phys. Rev. E*, **91** (2015) 022912.
- [16] M. Remoissenet. *Mechanical Solitons*, pages 143–189. Springer, Berlin, Heidelberg, 1999.
- [17] J. F. R. Archilla, Y. Zolotaryuk, Yu. A. Kosevich and Y. Doi. Nonlinear waves in a model for silicate layers. *Chaos*, **28**, 8 (2018) 083119.
- [18] S. Flach and A. V. Gorbach. Discrete breathers. Advances in theory and applications. *Phys. Rep.*, **467**, 1-3 (2008) 1–116.
- [19] R. S. MacKay and S. Aubry. Proof of existence of breathers for time-reversible or Hamiltonian networks of weakly coupled oscillators. *Nonlinearity*, **7** (1994) 1623.
- [20] J. L. Marín and S. Aubry. Breathers in nonlinear lattices: Numerical calculation from the anticontinuous limit. *Nonlinearity*, **9** (1996) 1501.
- [21] J. F. R. Archilla, P. L. Christiansen, S. Mingaleev and Y. B. Gaididei. Numerical study of breathers in a bent chain of oscillators with long-range interaction. *J. Phys. A*, **34**, 33 (2001) 6363–6373.
- [22] J. F. R. Archilla, Y. B. Gaididei, P. L. Christiansen and J. Cuevas. Stationary and moving breathers in a simplified model of curved alpha helix proteins. *J. Phys. A*, **35** (2022) 8885–8902.
- [23] N. K. Voulgarakis, G. Hadjisavvas, P. C. Kelires and G. P. Tsironis. Computational investigation of intrinsic localization in crystalline Si. *Phys. Rev. B*, **69** (2004) 113201.
- [24] V. Hizhnyakov, M. Haas, A. Shelkan and M. Klopov. Theory and molecular dynamics simulations of intrinsic localized modes and defect formation in solids. *Physica Scripta*, **89**, 4 (2014).
- [25] R. T. Murzaev, A. A. Kistanov, V. I. Dubinko, D. A. Terentyev and S. V. Dmitriev. Moving discrete breathers in bcc metals V, Fe and W. *Comp. Mater. Sci.*, **98** (2015) 88–92.
- [26] V. Hizhnyakov, M. Haas, A. Shelkan and M. Klopov. Standing and moving discrete breathers with frequencies above the phonon spectrum. *Springer Ser. Mater. Sci.*, **221** (2015) 229–245.
- [27] V. Hizhnyakov, M. Haas, M. Klopov and A. Shelkan. Discrete breathers above phonon spectrum. *Lett. Mater.*, **6**, 1 (2016) 61–72.
- [28] O. V. Bachurina, R. T. Murzaev, A. S. Semenov, E. A. Korznikova and S. V. Dmitriev. Properties of moving discrete breathers in beryllium. *Phys. Solid State*, **60**, 5 (2018) 989–994.
- [29] V. Hizhnyakov, M. Klopov and A. Shelkan. Transverse intrinsic localized modes in monatomic chain and in graphene. *Phys. Lett. A*, **380**, 9-10 (2016) 1075–1081.
- [30] I. P. Lobzenko, G. M. Chechin, Y. A. B. G. S. Bezuglova, E. A. Korznikova and S. V. Dmitriev. Ab initio simulation of gap discrete breathers in strained graphene. *Phys. Solid State*, **58** (2016) 633–639.
- [31] J. F. R. Archilla, Y. Doi and M. Kimura. Pterobreaters in a model for a layered crystal with realistic potentials: Exact moving breathers in a moving frame. *Phys. Rev. E*, **100**, 2 (2019) 022206.
- [32] J. Bajars, J. C. Eilbeck and B. Leimkuhler. Numerical simulations of nonlinear modes in mica: Past, present and future. *Springer Ser. Mater. Sci.*, **221** (2015) 35–67.
- [33] J. Bajārs and J. F. R. Archilla. Frequency-momentum representation of moving breathers in a two dimensional hexagonal lattice. *Physica D*, **441** (2022) 133497.
- [34] J. Bajārs and J. F. R. Archilla. Splitting methods for semi-classical hamiltonian dynamics of charge transfer in nonlinear lattices. *Mathematics*, **10**, 19 (2022) 3460.
- [35] J. F. R. Archilla and J. Bajārs. Spectral properties of exact polarobreaters in semiclassical systems. *Axioms*, **12** (2023) 437.
- [36] I. B. Bersuker. *The Jahn–Teller effect*. Cambridge University Press, Cambridge, 2006.
- [37] I. B. Bersuker. The Jahn–Teller and pseudo Jahn–Teller effect in materials science. *J. Phys. Conf. Ser.*, **833**, 1 (2017) 012001.
- [38] J. F. R. Archilla, Y. Doi and M. Kimura. Pterobreaters in a model for a layered crystal with realistic potentials: Exact moving breathers in a moving frame. *Phys. Rev. E*, **100**, 2 (2019) 022206.
- [39] J. Biersack, J. P. Ziegler and M. D. Ziegler. *SRIM - The Stopping and Range of Ions in Matter*. Published by J.P. Ziegler, Chester, Maryland, 2008.
- [40] O. Gedeon, J. Machacek and M. Liska. Static energy hypersurface mapping of potassium cations in potassium silicate glasses. *Phys. Chem. Glass.*, **43**, 5 (2002) 241–246.

- [41] D. R. Collins and C. R. A. Catlow. Computer simulation of structure and cohesive properties of micas. *Am. Mineral.*, **77**, 11-12 (1992) 1172–1181.
- [42] M. Diaz, V. C. Farmer and R. Prost. Characterization and assignment of far infrared absorption bands of K^+ in muscovite. *Clays Clay Miner.*, **48** (2000) 433–438.
- [43] F. M. Russell. Transport properties of quodons in muscovite and prediction of hyper-conductivity. In J. F. R. Archilla et al., editors, *Nonlinear Systems, Vol. 2: Nonlinear Phenomena in Biology, Optics and Condensed Matter*, pages 241–260. Springer, Cham, 2018.
- [44] X. Mougeot and R. G. Helmer. LNE-LNHB/CEA–Table de Radionucléides, K-40 tables. http://www.lnhb.fr/nuclides/K-40_tables.pdf, 2012.
- [45] D. J. Griffiths and D. F. Schroeter. *Introduction to Quantum Mechanics*. Cambridge University Press, Cambridge, 3 edition, 2018.
- [46] K. Ikeda, Y. Doi, B.-F. Feng and T. Kawahara. Chaotic breathers of two types in a two-dimensional Morse lattice with an on-site harmonic potential. *Physica D*, **225**, 2 (2007) 184–196.
- [47] E. Hairer, C. Lubich and G. Wanner. *Geometrical Numerical Integration*. Springer Ser. Comp. Math. Springer, Berlin Heidelberg New York, 2006.

Appendix A. Real canonical Hamiltonian equations

The equations in Section 3.1 can be converted into canonical Hamiltonian equations for the non-separable Hamiltonian $H = H_{\text{lat}} + H_h$, with H_{lat} and H_h , given by Eqs. (13)–(14). Let us denote a_n and b_n as the real and imaginary part of c_n , and let us define the scaled variables $A_n = \sqrt{2\tau}a_n$, $B_n = \sqrt{2\tau}b_n$, then B_n is the conjugate momentum of A_n . The coordinate variables become $z = [u_1, \dots, u_N, A_1, \dots, A_N]$ and the momenta variables $\Pi = [p_1, \dots, p_N, B_1, \dots, B_N]$.

With this notation:

$$\dot{u}_n = \frac{\partial H}{\partial p_n}; \quad \dot{A}_n = \frac{\partial H}{\partial B_n}; \quad \dot{p}_n = -\frac{\partial H}{\partial u_n}; \quad \dot{B}_n = -\frac{\partial H}{\partial A_n}. \quad (\text{A.1})$$

Or

$$\dot{z}_n = \frac{\partial H}{\partial \Pi_n}; \quad \dot{\Pi}_n = -\frac{\partial H}{\partial z_n}. \quad (\text{A.2})$$

This system is real and in the form of canonical Hamiltonian equations, and it is convenient for numerical integration.

With this scaling, the new evolution equations for the displacements are changed, while the equations for the charge show no change:

$$\begin{aligned} \dot{p}_n = & -U'(u_n) - QU'_h(u_n) \frac{(A_n^2 + B_n^2)}{2\tau} \\ & - \frac{1}{(1 + u_{n+1} - u_n)^2} \left[1 + C \exp(-\beta(u_{n+1} - u_n)) + Q \frac{(A_n^2 + B_n^2 + A_{n+1}^2 + B_{n+1}^2)}{2\tau} \right] \\ & + \frac{1}{(1 + u_n - u_{n-1})^2} \left[1 + C \exp(-\beta(u_n - u_{n-1})) + Q \frac{(A_n^2 + B_n^2 + A_{n-1}^2 + B_{n-1}^2)}{2\tau} \right] \\ & + \frac{C\beta \exp(-\beta(u_n - u_{n-1}))}{1 + u_n - u_{n-1}} - \frac{C\beta \exp(-\beta(u_{n+1} - u_n))}{1 + u_{n+1} - u_n} \\ & + 2\alpha I_0 \exp(-\alpha(u_{n+1} - u_n)) \frac{(A_{n+1}A_n + B_{n+1}B_n)}{2\tau} \\ & - 2\alpha I_0 \exp(-\alpha(u_n - u_{n-1})) \frac{(A_nA_{n-1} + B_nB_{n-1})}{2\tau}, \end{aligned} \quad (\text{A.3})$$

and:

$$\begin{aligned} \dot{A}_n &= \frac{1}{\tau} \left[QU_h(u_n) + \frac{Q}{1+u_n-u_{n-1}} + \frac{Q}{1+u_{n+1}-u_n} - 2Q + E_0 \right] B_n \\ &\quad - \frac{I_0}{\tau} \exp(-\alpha(u_n - u_{n-1})) B_{n-1} - \frac{I_0}{\tau} \exp(-\alpha(u_{n+1} - u_n)) B_{n+1}; \end{aligned} \quad (\text{A.4})$$

$$\begin{aligned} \dot{B}_n &= -\frac{1}{\tau} \left[QU_h(u_n) + \frac{Q}{1+u_n-u_{n-1}} + \frac{Q}{1+u_{n+1}-u_n} - 2Q + E_0 \right] A_n \\ &\quad + \frac{I_0}{\tau} \exp(-\alpha[u_n - u_{n-1}]) A_{n-1} + \frac{I_0}{\tau} \exp(-\alpha[u_{n+1} - u_n]) A_{n+1}. \end{aligned} \quad (\text{A.5})$$

The lattice Hamiltonian remains unchanged, and the charge Hamiltonian changes in the obvious way. We reproduce it here for completeness:

$$H_{lat} = \sum_n \frac{1}{2} p_n^2 + U(u_n) + V(u_n - u_{n-1}), \quad \text{with} \quad (\text{A.6})$$

$$V(u_n - u_{n-1}) = \frac{1}{1+u_n-u_{n-1}} + \frac{C}{1+u_n-u_{n-1}} \exp\left(-\frac{u_n - u_{n-1}}{\rho}\right). \quad (\text{A.7})$$

For energy calculations, it will be convenient to subtract $(1+C) = V(0)$ from V , i.e., so as the energy is zero at equilibrium, but we do not include it here for clarity and because the dynamical equations do not depend on a constant term.

The expected value of the charge Hamiltonian in a generic state $|\phi\rangle = \sum_n c_n |n\rangle$ is given by:

$$H_Q = \sum_n E_n \frac{(A_n^2 + B_n^2)}{2\tau} - 2J_{n,n+1} \tau \frac{A_n A_{n+1} + B_n B_{n+1}}{2\tau}, \quad (\text{A.8})$$

or explicitly:

$$\begin{aligned} H_Q &= \sum_n \left(QU_h(u_n) + \frac{Q}{1+u_n-u_{n-1}} + \frac{Q}{1+u_{n+1}-u_n} - 2Q + E_0 \right) \frac{(A_n^2 + B_n^2)}{2\tau} \\ &\quad - 2I_0 \exp(-\alpha(u_{n+1} - u_n)) \frac{(A_n A_{n+1} + B_n B_{n+1})}{2\tau}. \end{aligned} \quad (\text{A.9})$$

With this change of variables, we have obtained canonical Hamiltonian equations, but also, the system is a bit more amenable as the scaling has moved from the time to the probability amplitudes (A, B) . As seen in Sect.4, the parameter $\Omega_Q = 2I_0/\tau$ is the maximum linear frequency of the charge of the order of magnitude of the lattice minimal frequency. The eigenfrequency E_n/τ should be relatively small for breathers because E_n is zero at equilibrium and, therefore, small for the relatively small displacements corresponding to breathers.

Appendix B. Numerical integration

In this section, we use it as the main reference Ref. [47]. Our system of ordinary differential equations (ODE) is canonical Hamiltonian, and most important, it conserves the charge probability, which is a property of the Schrödinger equation. Therefore, it is suitable to construct a numerical integration scheme that holds the same important physical properties.

Another interesting properties of integrators is whether they are explicit or implicit. Explicit methods are much more efficient, but they are possible only when the Hamiltonian is separable, i.e., it can be written as a sum of parts with only generalized coordinates, but our Hamiltonian is not separable: $H \neq H(\Pi) + H(z)$.

With these limitations, let us write the equations of motion in condensed form to clarify their structure:

$$\dot{u} = \frac{\partial H}{\partial p} = p \quad (\text{B.1})$$

$$\dot{A} = \frac{\partial H}{\partial B} = M(u)B \quad (\text{B.2})$$

$$\dot{p} = -\frac{\partial H}{\partial u} = f(u, A, B) \quad (\text{B.3})$$

$$\dot{B} = -\frac{\partial H}{\partial A} = -M(u)A, \quad (\text{B.4})$$

where the first two equations correspond to the generalized coordinates and the other two to the generalized momenta of the Hamiltonian system. The matrix $M(u)$ and the function for forces f can be obtained trivially from Eqs. A.3–A.5. This structure allows the use of a splitting method [47], considering the two systems of ODEs:

$$\text{System I} \quad \begin{cases} \dot{u} = p \\ \dot{A} = 0 \\ \dot{p} = f(u, A, B) \\ \dot{B} = 0 \end{cases} \quad \text{System II} \quad \begin{cases} \dot{u} = 0 \\ \dot{A} = M(u)B \\ \dot{p} = 0 \\ \dot{B} = -M(u)A \end{cases} \quad (\text{B.5})$$

System I corresponds to an ODE for the lattice variables while the charge variables are kept constant, and system II corresponds to an ODE for the charge variable while the lattice variables are kept constant. System I consists of a separable Hamiltonian $H = H(p) + H(q)$, and can be written as $\ddot{u} = f(u, A, B)$, which allows it to be integrated with the explicit Verlet method of second-order, also known as Störmer or leap-frog method. It is given by:

$$u^{n+1/2} = u^n + \frac{h}{2}p_n \quad (\text{B.6})$$

$$p^{n+1} = p^n + hf(u^{n+1/2}, A^n, B^n) \quad (\text{B.7})$$

$$u^{n+1} = u^{n+1/2} + \frac{h}{2}p^{n+1} \quad (\text{B.8})$$

$$A^{n+1} = A^n \quad (\text{B.9})$$

$$B^{n+1} = B^n, \quad (\text{B.10})$$

where h is the step in time and $u^{n+1/2}$ is an intermediate point to calculate. We denote its flow by Φ_V^h . As the charge variables do not change, the charge probability is trivially conserved.

System II is also a separable Hamiltonian for the charge, i.e., $H_q = H(B) + H(A)$. It is also linear and can be solved using the implicit midpoint rule given by:

$$u^{n+1} = u^n \quad (\text{B.11})$$

$$p^{n+1} = p^n \quad (\text{B.12})$$

$$A^{n+1} = A^n + hM\left(\frac{u^{n+1} + u^n}{2}\right)\left(\frac{B^{n+1} + B^n}{2}\right) \quad (\text{B.13})$$

$$B^{n+1} = B^n - hM\left(\frac{u^{n+1} + u^n}{2}\right)\left(\frac{A^{n+1} + A^n}{2}\right). \quad (\text{B.14})$$

The values A^{n+1} and B^{n+1} are obtained by solving the second pair of linear equations above.

The lattice Hamiltonian is conserved in System II because (u, p) do not change, so we only have to consider the part corresponding to the charge. The charge Hamiltonian and probability

are given by quadratic expressions $H_q = \frac{1}{2}A^TMA + \frac{1}{2}B^TMB$ and $|c|^2 = A^TIA + B^TIB$, where T represents the transpose and I the identity matrix. Both M and I (trivially) are symmetric. The implicit midpoint method conserves quadratic functions and, therefore, the Hamiltonian and the charge probability.

Therefore, the charge probability is exactly conserved in both steps I and II and the Hamiltonian is exactly conserved in step II and in step I up to the second order in the integration step h .

The Strang or Marchus splitting [47] obtains the global map in a symmetric way as:

$$\Phi^h = \Phi_V^{h/2} \circ \Phi_{IM}^h \circ \Phi_V^{h/2}. \quad (\text{B.15})$$

The numerical map is time-reversible, conserves exactly the charge probability and the Hamiltonian to second order in the integration step. The global map conserves exactly the charge probability and the Hamiltonian to second order in the integration step.

Note that, if convenient, the splitting can be done by composing a larger number of flows. For example, it is possible to divide the IM step into as many IM steps as convenient. The same can be done with the V steps. There are other splitting methods that could be used. For example, the splitting into five different steps is developed and applied to a related system in Refs. [33, 35].