

# SPIKEBERT: A LANGUAGE SPIKFORMER LEARNED FROM BERT WITH KNOWLEDGE DISTILLATION

**Changze Lv, Tianlong Li, Jianhan Xu, Chenxi Gu, Zixuan Ling, Cenyuan Zhang, Xiaoqing Zheng\*, and Xuanjing Huang**

School of Computer Science, Fudan University, Shanghai 200433, China  
Shanghai Key Laboratory of Intelligent Information Processing  
{czlv22, tlll22, gucx21, zxling21, cenyuanzhang21}@m.fudan.edu.cn  
{jianhanxu20, zhengxq, xjhuang}@fudan.edu.cn

## ABSTRACT

Spiking neural networks (SNNs) offer a promising avenue to implement deep neural networks in a more energy-efficient way. However, the network architectures of existing SNNs for language tasks are still simplistic and relatively shallow, and deep architectures have not been fully explored, resulting in a significant performance gap compared to mainstream transformer-based networks such as BERT. To this end, we improve a recently-proposed spiking Transformer (i.e., Spikformer) to make it possible to process language tasks and propose a two-stage knowledge distillation method for training it, which combines pre-training by distilling knowledge from BERT with a large collection of unlabelled texts and fine-tuning with task-specific instances via knowledge distillation again from the BERT fine-tuned on the same training examples. Through extensive experimentation, we show that the models trained with our method, named SpikeBERT, outperform state-of-the-art SNNs and even achieve comparable results to BERTs on text classification tasks for both English and Chinese with much less energy consumption. Our code is available at <https://github.com/Lvchangze/SpikeBERT>.

## 1 INTRODUCTION

Modern artificial neural networks (ANNs) have been highly successful in a wide range of natural language processing (NLP) and computer vision (CV) tasks. However, it requires too much computational energy to train and deploy state-of-the-art ANN models, leading to a consistent increase of energy consumption per model over the past decade. The energy consumption of large language models during inference, such as ChatGPT (OpenAI, 2022) and GPT-4 (OpenAI, 2023), is unfathomable. In recent years, spiking neural networks (SNNs), arguably known as the third generation of neural network (Maas, 1997), have attracted a lot of attention due to their high biological plausibility, event-driven property and low energy consumption (Roy et al., 2019). Like biological neurons, SNNs use discrete spikes to process and transmit information. Nowadays, neuromorphic hardware can be used to fulfill spike-based computing, which provides a promising way to implement artificial intelligence with much lower energy consumption.

Spiking neural networks have achieved great success in image classification task (Hu et al., 2018; Yin et al., 2020; Fang et al., 2021; Ding et al., 2021; Kim et al., 2022b; Zhou et al., 2022) and there have been some studies (Plank et al., 2021; Lv et al., 2023; Zhu et al., 2023) that have demonstrated the efficacy of SNNs in language tasks. However, the backbone networks employed in SNNs for language tasks are relatively simplistic, which significantly lower the upper bound on the performance of their models. For instance, the SNN proposed by Lv et al. (2023), which is built upon TextCNN (Kim, 2014), demonstrates a notable performance gap compared to those built on Transformer-based (Vaswani et al., 2017) language models like BERT (Devlin et al., 2019) and RoBERTa (Liu et al., 2019) on multiple text classification benchmarks.

Recently, Spikformer has been proposed by Zhou et al. (2022), which firstly introduced Transformer architecture to SNNs and significantly narrowed the gap between SNNs and ViT (Dosovitskiy et al.,

\*Corresponding author

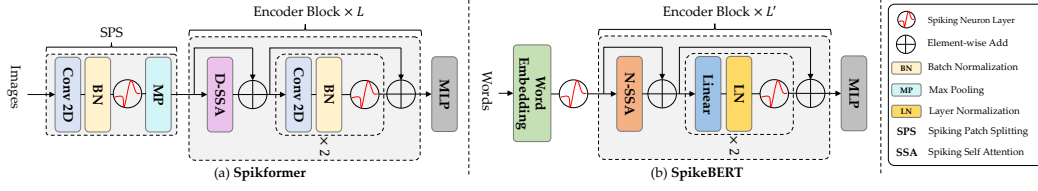


Figure 1: (a) Architecture of Spikformer (Zhou et al., 2022) with  $L$  encoder blocks. Spikformer is specially designed for image classification task, where spiking patch splitting (SPS) module and “convolution layer + batch normalization” module can process vision signals well. And the spiking self attention (SSA) module in Spikformer aims to model the attention between every two dimensions so that we denote it as “D-SSA”. (b) Architecture of SpikeBERT with  $L'$  encoder blocks. In order to improve the model’s ability of processing texts, we adopt “linear layer + layer normalization”, and also replace the SPS module with a word embedding layer. Furthermore, we modify the SSA module to enhance SpikeBERT’s ability to concentrate on the interrelation between all pairs of words (or tokens), instead of dimensions.

2020) on ImageNet (Deng et al., 2009) and CIFAR-10. In this study, we aim to explore the feasibility of applying deep architectures like Spikformer to the natural language processing field and investigate how far we can go with such deep neural models on various language tasks. As shown in Figure 1, considering the discrete nature of textual data, we improve the architecture of Spikformer to make it suitable for language tasks. we replace certain modules that were originally designed for image processing with language-friendly modules (see Section 3.2 for details on the improvement in network architecture). In general, a deeper ANN model can often bring better performance, and increasing the depth of an ANN allows for the extraction of more complex and abstract features from the input data. However, Fang et al. (2020b) have shown that deep SNNs directly trained with backpropagation through time (Werbos, 1990) using surrogate gradients (See Section 2.1) would suffer from the problem of gradient vanishing or exploding due to “self-accumulating dynamics”. Therefore, we propose to use knowledge distillation (Hinton et al., 2015) for training language Spikformer so that the deviation of surrogate gradients in spiking neural networks will not be rapidly accumulated. Nevertheless, how to distill knowledge from ANNs to SNNs is a great challenge because the features in ANNs are floating-point format while those in SNNs are spike trains and even involve an additional dimension  $T$  (time step). We find that this problem can be solved by introducing external modules for aligning the features when training (See Section 3.3.1).

Inspired by the widely-used “pre-training + fine-tuning” recipe (Sun et al., 2019; Liu, 2019; Gururangan et al., 2020), we present a two-stage knowledge distillation strategy. In the first stage, we choose the representative example of large pre-trained models, BERT, as the teacher model and SpikeBERT as the student model. We utilize a large collection of unlabelled texts to align features produced by two models in the embedding layer and hidden layers. In the second stage, we take a BERT fine-tuned on a task-specific dataset as a teacher and the model after the first pre-training stage as a student. We first augment the training data for task-specific datasets and then employ the logits predicted by the teacher model to further guide the student model. After two-stage knowledge distillation, a spiking language model, named SpikeBERT, can be built by distilling knowledge from BERT.

The experiment results show that SpikeBERT can not only outperform the state-of-the-art SNNs-like frameworks in text classification tasks but also achieve competitive performance to BERTs. In addition, we calculate the theoretical energy consumption of running our SpikeBERT on a 45nm neuromorphic hardware (Horowitz, 2014) and find that SpikeBERT demands only about 27.82% of the energy that fine-tuned BERT needs to achieve comparable performance. The experiments of the ablation study (Section 4.5) also show that “pre-training distillation” plays an important role in training SpikeBERT.

In conclusion, the major contribution of this study can be summarized as follows:

- We improve the architecture of Spikformer for language processing and propose a two-stage, “pre-training + task-specific” knowledge distillation training method, in which SpikeBERTs are pre-trained on a huge collection of unlabelled texts before they are further fine-tuned on

task-specific datasets by distilling the knowledge of feature extractions and predictive power from BERTs.

- We empirically show that SpikeBERT achieved significantly higher performance than existing SNNs on 6 different language benchmark datasets for both English and Chinese.
- This study is among the first to show the feasibility of transferring the knowledge of BERT-like large language models to spiking-based architectures that can achieve comparable results but with much less energy consumption.

## 2 RELATED WORK

### 2.1 SPIKING NEURAL NETWORKS

Different from traditional artificial neural networks, spiking neural networks utilize discrete spike trains instead of continuous decimal values to compute and transmit information. Spiking neurons, such as Izhikevich neuron (Izhikevich, 2003) and Leaky Integrate-and-Fire (LIF) neuron (Wu et al., 2017), are usually applied to generate spike trains. However, due to the non-differentiability of spikes, training SNNs has been a great challenge for the past two decades. Nowadays, there are two mainstream approaches to address this problem.

**ANN-to-SNN Conversion** ANN-to-SNN conversion method (Diehl et al., 2015; Cao et al., 2015; Rueckauer et al., 2017; Hu et al., 2018) aims to convert weights of a well-trained ANN to its SNN counterpart by replacing the activation function with spiking neuron layers and adding scaling rules such as weight normalization (Diehl et al., 2016) and threshold constraints (Hu et al., 2018). This approach suffers from a large number of time steps during the conversion.

**Backpropagation with Surrogate Gradients** Another popular approach is to introduce surrogate gradients (Neftci et al., 2019) during error backpropagation, enabling the entire procedure to be differentiable. Multiple surrogate gradient functions have been proposed, including the Sigmoid surrogate function (Zenke & Ganguli, 2017), Fast-Sigmoid (Zheng & Mazumder, 2018), ATan (Fang et al., 2020b), etc. Backpropagation through time (BPTT) (Werbos, 1990) is one of the most popular methods for directly training SNNs (Shrestha & Orchard, 2018; Kang et al., 2022), which applies the traditional backpropagation algorithm (LeCun et al., 1989) to the unrolled computational graph. In recent years, several BPTT-like training strategies have been proposed, including SpatioTemporal Backpropagation (STBP) (Wu et al., 2017), STBP with Temporal Dependent Batch Normalization (STBP-tdBN) (Zheng et al., 2020), and Spatio-Temporal Dropout Backpropagation (STDB) (Rathi et al., 2020). These strategies have demonstrated high performance under specific settings. We choose BPTT with surrogate gradients as our training method. For more detailed information about Backpropagation Through Time (BPTT), please refer to Appendix A.

### 2.2 KNOWLEDGE DISTILLATION

Hinton et al. (2015) proposed the concept of knowledge distillation by utilizing the “response-based” knowledge (i.e., soft labels) of the teacher model to transfer knowledge. However, when this concept was first proposed, the features captured in the hidden layers were neglected, as they only focused on the final probability distribution at that time. To learn from teacher models more efficiently, some works (Zagoruyko & Komodakis, 2016; Heo et al., 2019; Chen et al., 2021) have advocated for incorporating hidden feature alignment during the distillation process. In addition, relation-based knowledge distillation has been introduced by Park et al. (2019), demonstrating that the interrelations between training data examples were also essential.

Recently, there have been a few studies (Kushawaha et al., 2020; Takuya et al., 2021; Qiu et al., 2023) in which knowledge distillation approaches were introduced to train SNNs. However, most of them focused on image classification tasks only, which cannot be trivially applied to language tasks. In this study, we propose a two-stage knowledge distillation approach to train the proposed SpikeBERT for text classification tasks, which is among the first ones to show the feasibility of transferring the knowledge to SNNs from large language models.

### 3 METHOD

In this section, we describe how we improve the architecture of Spikformer and introduce our two-stage distillation approach for training SpikeBERT. Firstly, we will depict how spiking neurons and surrogate gradients work in spiking neural networks. Then we will show the simple but effective modification of Spikformer to enable it to represent text information. Lastly, we will illustrate “pre-training + task-specific” distillation in detail.

#### 3.1 SPIKING NEURONS AND SURROGATE GRADIENTS

Leaky integrate-and-fire (LIF) neuron (Wu et al., 2017) is one of the most widely used spiking neurons. Similar to the traditional activation function such as ReLU, LIF neurons operate on a weighted sum of inputs, which contributes to the membrane potential  $U_t$  of the neuron at time step  $t$ . If membrane potential of the neuron reaches a threshold  $U_{\text{thr}}$ , a spike  $S_t$  will be generated:

$$S_t = \begin{cases} 1, & \text{if } U_t \geq U_{\text{thr}}; \\ 0, & \text{if } U_t < U_{\text{thr}}. \end{cases} \quad (1)$$

We can regard the dynamics of the neuron’s membrane potential as a resistor-capacitor circuit (Maas, 1997). The approximate solution to the differential equation of this circuit can be represented as follows:

$$U_t = I_t + \beta U_{t-1} - S_{t-1} U_{\text{thr}}, \quad I_t = W X_t \quad (2)$$

where  $X_t$  are inputs to the LIF neuron at time step  $t$ ,  $W$  is a set of learnable weights used to integrate different inputs,  $I_t$  is the weighted sum of inputs,  $\beta$  is the decay rate of membrane potential, and  $U_{t-1}$  is the membrane potential at time  $t - 1$ . The last term of  $S_{t-1} U_{\text{thr}}$  is introduced to model the spiking and membrane potential reset mechanism.

In addition, we follow Fang et al. (2020a) and use the Arctangent-like surrogate gradients function, which regards the Heaviside step function (Equation 1) as:

$$S \approx \frac{1}{\pi} \arctan\left(\frac{\pi}{2} \alpha U\right) + \frac{1}{2} \quad (3)$$

Therefore, the gradients of  $S$  in Equation 3 are:

$$\frac{\partial S}{\partial U} = \frac{\alpha}{2} \frac{1}{(1 + (\frac{\pi}{2} \alpha U)^2)} \quad (4)$$

where  $\alpha$  defaults to 2.

#### 3.2 THE ARCHITECTURE OF SPIKEBERT

SpikeBERT is among the first large spiking neural network for language tasks. Our architecture is based on Spikformer (Zhou et al., 2022), which is a hardware-friendly Transformer-based spiking neural network and we have shown it in Figure 1 (a). In Spikformer, the vital module is the spiking self attention (SSA), which utilizes discrete spikes to approximate the vanilla self-attention mechanism. It can be written as:

$$\begin{aligned} \text{SSA}(Q_s, K_s, V_s) &= \text{S}(\text{BN}(\text{MLP}(Q_s K_s^T * V_s * \tau))) \\ Q_s &= \text{S}_{Q_s}(\text{BN}(X_s W_{Q_s})), \quad K_s = \text{S}_{K_s}(\text{BN}(X_s W_{K_s})), \quad V_s = \text{S}_{V_s}(\text{BN}(X_s W_{V_s})) \end{aligned} \quad (5)$$

where  $\text{S}$  is Heaviside step function like Equation 1,  $X_s \in \mathbb{R}^{T \times L \times D}$  is the input of SSA,  $T$  is number of time steps,  $\text{BN}$  is batch normalization,  $\tau$  is a scaling factor. Outputs of SSA and  $Q_s, K_s, V_s$  are all spike matrices that only contain 0 and 1.  $W_{Q_s}, W_{K_s}, W_{V_s}$  and  $\text{MLP}$  are all learnable decimal parameters. Please note that the shape of attention map in Spikformer, i.e.,  $Q_s K_s^T$ , is  $D \times D$ , where  $D$  is the dimensionality of the hidden layers.

We modify Spikformer so that it can effectively process textual data. Firstly, we replace spiking patch splitting (SPS) module with a word embedding layer and a spiking neuron layer, which is necessary for mapping tokens to tensors. Most importantly, we think that the features shared with words in different positions by attention mechanism are more important than those in different dimensions.

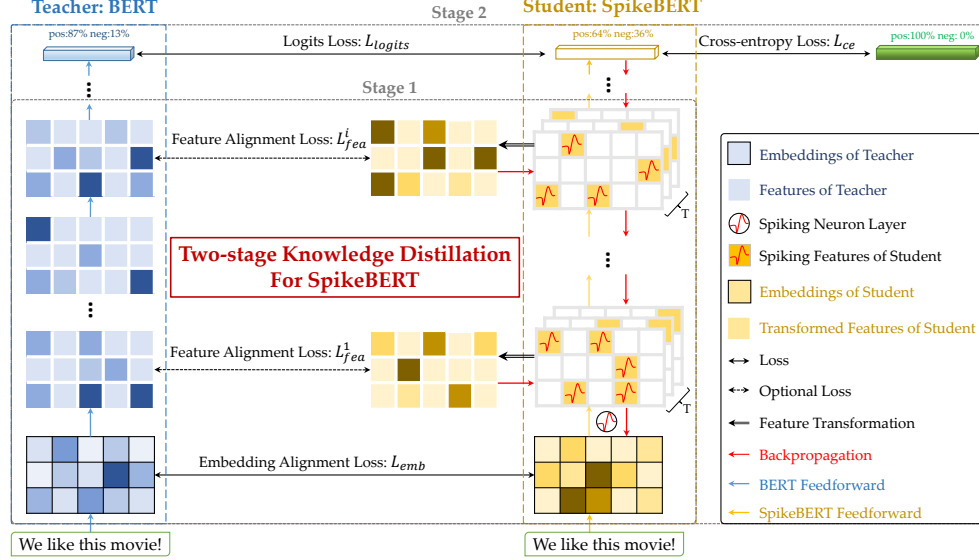


Figure 2: Overview of our two-stage distillation method (pre-training + task-specific distillation) for training SpikeBERT.  $T$  is the number of time steps of features in every layer. Notice that the logits loss and cross-entropy loss are only considered in stage 2. The varying shades of color represent the magnitude of the floating-point values. The dotted line under  $L_{fea}^i$  indicates that features of some hidden layers can be ignored when calculating feature alignment loss. If the student model contains different numbers of layers from the teacher model, we will align features every few layers.

Therefore, we reshape the attention map in spiking self-attention (SSA) module to  $N \times N$  instead of  $D \times D$ , where  $N$  is the length of input sentences. Lastly, we replace “convolution layers + batch normalization” with “linear layers + layer normalization” because convolution layers are always used to capture the pixel features in images, which is not suitable for language tasks. We show the architecture of our SpikeBERT in Figure 1 (b).

### 3.3 TWO-STAGE DISTILLATION

We have tried to directly conduct mask language modeling (MLM) and next sentence prediction (NSP) like BERT, but we found that the whole model failed to converge due to “self-accumulating dynamics” (Fang et al., 2020b), which was an unsolved problem in large-scale spiking neural networks. Therefore, we choose to use knowledge distillation for training SpikeBERT so that the deviation of surrogate gradients in the model will not be rapidly accumulated. However, it is a huge challenge to distill knowledge from ANNs to SNNs, for the hidden features are not the same data format in ANNs and SNNs. Features in ANNs are floating-point format while those in SNNs are time-varying spike trains. We find that introducing external modules (See Section 3.3.1) for aligning features when training can perfectly address this problem.

We follow the popular “pre-training + fine-tuning” recipe and propose the two-stage distillation. The first stage is to align the embeddings and hidden features between BERT and SpikeBERT using a large-scale corpus. The second stage is to distill logits and cross-entropy information on a task-specific dataset from a fine-tuned BERT to the model finishing stage 1. We show the overview of our method in Figure 2.

#### 3.3.1 THE FIRST STAGE: PRE-TRAINING DISTILLATION

Given a pre-trained BERT (Devlin et al., 2019) irrelevant to downstream tasks as teacher  $TM$  and a SpikeBERT as student  $SM$ , our goal in this stage is to align the embeddings and hidden features of  $TM$  and  $SM$  with a collection of unlabelled texts. We will introduce embedding alignment loss and feature alignment loss in the following.

**Feature Alignment Loss** This loss  $L_{fea}$  is to measure the similarity of features between  $TM$  and  $SM$  at every hidden layer. However, the shape of the student model’s feature  $F_{sm}$  at every layer

is  $T \times N \times D$  but that of BERT’s feature  $F_{tm}$  is  $N \times D$ , where  $T$  is the number of time steps,  $D$  is the dimensionality of hidden layers and  $L$  is sample length. What’s more,  $F_{sm}$  is a matrix only containing 0 and 1 but  $F_{tm}$  is a decimal matrix. To address the issue of different dimensions between  $F_{tm}$  and  $F_{sm}$ , as well as the disparity between continuous features of  $TM$  and discrete features of  $SM$ , a transformation strategy is necessary. We follow the feature transformation approaches of Heo et al. (2019); Chen et al. (2021); Qiu et al. (2023) to map the features of  $TM$  and  $SM$  to the same content space:

$$F'_{tm} = F_{tm}, \quad F'_{sm} = \text{LayerNorm}(\text{MLP}(\sum_t^T (F_{sm}^t))) \quad (6)$$

However, we find it hard to align the features generated by the student model with those generated by BERT for the first few layers in this stage. We think that’s because the student model might require more network layers to capture the essential features via the interaction among the inputs. As shown in Figure 2, we choose to ignore some front layers when calculating feature alignment loss. Assume BERT contains  $B$  Transformer blocks (i.e.,  $B$  layers) and assume the student model contains  $M$  Spike Transformer Block. Therefore, we will align features every  $\lceil \frac{B}{M} \rceil$  layers if  $B > M$ . For layer  $i$  in student model, its feature alignment loss is  $L_{fea}^i = \|F'_{tm} - F'_{sm}\|_2$ .

**Embedding Alignment Loss** As discussed in Section 3.2, the embeddings of the input sentences are not in the form of spikes until they are fed forward into the Heaviside step function. Define  $E_{tm}$  and  $E_{sm}$  as the embeddings of teacher and student, respectively so the embedding alignment loss is  $L_{fea}^i = \|E_{tm} - \text{MLP}(E_{sm})\|_2$ . The MLP layer is a transformation playing a similar role as that in Equation 6.

To sum up, in stage 1, the total loss  $L_1$  is the sum of the chosen layer’s feature alignment loss:

$$L_1 = \sigma_1 \sum_i L_{fea}^i + \sigma_2 L_{emb} \quad (7)$$

where the hyperparameters  $\sigma_1$  and  $\sigma_2$  are used to balance the learning of embeddings and features.

### 3.3.2 THE SECOND STAGE: TASK-SPECIFIC DISTILLATION

In stage 2, we take a BERT fine-tuned on a task-specific dataset as the teacher model, and the model completed stage 1 as the student. To accomplish a certain language task, there should be a task-specific head over the basic language model as shown in Figure 2. For example, it is necessary to add an MLP layer over BERT for text classification. Besides, data augmentation is a commonly used and highly effective technique in knowledge distillation (Jiao et al., 2019; Tang et al., 2019; Liu et al., 2022). In the following, we will discuss our approach to data augmentation, as well as the logits loss and cross-entropy loss.

**Data Augmentation** In the distillation approach, a small dataset may be insufficient for the teacher model to fully express its knowledge (Ba & Caruana, 2013). To tackle this issue, we augment the training set in order to facilitate effective knowledge distillation. We follow Tang et al. (2019) to augment the training set: Firstly, we randomly replace a word with [MASK] token with probability  $p_{mask}$ . Secondly, we replace a word with another of the same POS tag with probability  $p_{pos}$ . Thirdly, we randomly sample an  $n$ -gram from a training example with probability  $p_{ng}$ , where  $n$  is randomly selected from  $\{1, 2, \dots, 5\}$ .

**Logits Loss** Following Hinton et al. (2015), we take logits, also known as soft labels, into consideration, which lets the student learn the prediction distribution of the teacher. To measure the distance between two distributions, we choose KL-divergence:  $L_{logits} = \sum_i^c p_i \log \left( \frac{p_i}{q_i} \right)$ , where  $c$  is the number of categories,  $p_i$  and  $q_i$  denote the prediction distribution of the teacher model and student model.

**Cross-entropy Loss** Cross-entropy loss can help the student model learn from the samples in task-specific datasets:  $L_{ce} = - \sum_i^c \hat{q}_i \log(q_i)$ , where  $\hat{q}_i$  represents the one-hot label vector.

Therefore, the total loss  $L_2$  of stage 2 contains four terms:

$$L_2 = \lambda_1 \sum_i L_{fea}^i + \lambda_2 L_{emb} + \lambda_3 L_{logits} + \lambda_4 L_{ce} \quad (8)$$

where  $\lambda_1$ ,  $\lambda_2$ ,  $\lambda_3$ , and  $\lambda_4$  are the hyper-parameters that control the weight of these loss.

For both stages, we adopt backpropagation through time (BPTT), which is suitable for training spiking neural networks. You can see the detailed derivation in Appendix A if interested.

## 4 EXPERIMENTS

We conduct four sets of experiments. The first is to evaluate the accuracy of SpikeBERT trained with the proposed method on 6 datasets of text classification datasets. The second experiment is to compare the theoretical energy consumption of BERT and that of SpikeBERT. The third experiment is an ablation study about the training process. The last experiment is to figure out how the performance of SpikeBERT is impacted by the number of time steps, model depth, and decay rate.

### 4.1 DATASETS

As mentioned in Section 3.3.1, a large-scale parallel corpus will be used to train student models in Stage 1. For the English corpus, we choose the “20220301.en” subset of Wikipedia and the whole Bookcorpus (Zhu et al., 2015), which are both utilized to pre-train a BERT (Devlin et al., 2019). For the Chinese corpus, we choose Chinese-Wikipedia dump (as of Jan. 4, 2023). Additionally, we follow Lv et al. (2023) to evaluate the SpikeBERT trained with the proposed distillation method on six text classification datasets: MR (Pang & Lee, 2005), SST-2 (Socher et al., 2013), SST-5, Subj, ChnSenti, and Waimai. The dataset details are provided in Appendix B.

### 4.2 IMPLEMENTATION DETAILS

Firstly, we set the number of encoder blocks in SpikeBERT to 12. Additionally, we set the threshold of common spiking neurons  $U_{thr}$  as 1.0 but set the threshold of neurons in the spiking self-attention block as 0.25 in SpikeBERT. In addition, we set decay rate  $\beta = 0.9$  and scaling factor  $\tau$  as 0.125. We also set the time step  $T$  of spiking inputs as 4 and sentence length to 256 for all datasets. To construct SpikeBERT, we use two Pytorch-based frameworks: SnnTorch (Eshraghian et al., 2021) and SpikingJelly (Fang et al., 2020a). Besides, we utilize bert-base-cased from Huggingface as teacher model for English datasets and Chinese-bert-wwm-base (Cui et al., 2019) for Chinese datasets. In addition, we conduct pre-training distillation on 4 NVIDIA A100-PCIE GPUs and task-specific distillation on 4 NVIDIA GeForce RTX 3090 GPUs. Since surrogate gradients are required during backpropagation, we set  $\alpha$  in Equation 3 as 2. In stage 1, we set the batch size as 128 and adopt AdamW (Loshchilov & Hutter, 2017) optimizer with a learning rate of  $5e^{-4}$  and a weight decay rate of  $5e^{-3}$ . The hyperparameters  $\sigma_1$  and  $\sigma_2$  in Equation 7 are both set to 1.0. In stage 2, we set the batch size as 32 and the learning rate to  $5e^{-5}$ . For data augmentation, we set  $p_{mask} = p_{pos} = 0.1$ ,  $p_{ng} = 0.25$ . To balance the weights of the four types of loss in Equation 8, we set  $\lambda_1 = 0.1$ ,  $\lambda_2 = 0.1$ ,  $\lambda_3 = 1.0$ , and  $\lambda_4 = 0.1$ .

### 4.3 MAIN RESULTS

We report in Table 1 the accuracy achieved by SpikeBERT trained with “pre-training + task-specific” distillation on 6 datasets, compared to 2 baselines: 1) SNN-TextCNN proposed by Lv et al. (2023); 2) improved Spikformer directly trained with gradient descent algorithm using surrogate gradients. Meanwhile, we report the performance of SpikeBERT on the GLUE benchmark in Appendix C.

Table 1 demonstrates that the SpikeBERT trained with two-stage distillation achieves state-of-the-art performance across 6 text classification datasets. Compared to SNN-TextCNN, SpikeBERT achieved up to 5.42% improvement in accuracy (3.49% increase on average) for all text classification benchmarks. Furthermore, SpikeBERT outperforms TextCNN, which is considered a representative artificial neural network, and even achieves comparable results to the fine-tuned BERT by a small drop of 4.13% on average in accuracy for text classification task. What’s more, Table 1 demonstrates that SpikeBERT can also be applied well in Chinese datasets (ChnSenti and Waimai). Fang et al. (2020b) propose that, in image classification task, surrogate gradients of SNNs may lead to gradient vanishing or exploding and it is even getting worse with the increase of model depth. We found this phenomenon in language tasks as well. Table 1 reveals that the accuracy of directly-trained Spikformer is noticeably lower than SpikeBERT on some benchmarks, such as MR, SST-5, and

Table 1: Classification accuracy achieved by different methods on 6 datasets. A BERT model fine-tuned on the dataset is denoted as “FT BERT”. The improved Spikformer directly trained with surrogate gradients on the dataset is denoted as “Directly-trained Spikformer”. All reported experimental results are averaged across 10 random seeds.

Model	English Dataset				Chinese Dataset		Avg.
	MR	SST-2	Subj	SST-5	ChnSenti	Waimai	
TextCNN (Kim, 2014)	77.41	83.25	94.00	45.48	86.74	88.49	79.23
FT BERT (Devlin et al., 2019)	87.63	92.31	95.90	50.41	89.48	90.27	84.33
SNN-TextCNN (Lv et al., 2023)	75.45	80.91	90.60	41.63	85.02	86.66	76.71
Directly-trained Spikformer	76.38	81.55	91.80	42.02	85.45	86.93	77.36
SpikeBERT [Ours]	<b>80.69</b>	<b>85.39</b>	<b>93.00</b>	<b>46.11</b>	<b>86.36</b>	<b>89.66</b>	<b>80.20</b>

ChnSenti. This is likely because the directly-trained Spikformer models have not yet fully converged due to gradient vanishing or exploding.

#### 4.4 ENERGY CONSUMPTION

An essential advantage of SNNs is the low consumption of energy during inference. Assuming that we run SpikeBERT on a 45nm neuromorphic hardware (Horowitz, 2014), we are able to calculate the theoretical energy consumption based on Appendix D. We compare the theoretical energy consumption per sample of fine-tuned BERT and SpikeBERT on 6 test datasets and report the results in Table 2.

Table 2: Energy consumption per sample of fine-tuned BERT and SpikeBERT during inference on 6 text classification benchmarks. “FLOPs” denotes the floating point operations of fine-tuned BERT. “SOPs” denotes the synaptic operations of SpikeBERT.

Dataset	Model	FLOPs / SOPs(G)	Energy (mJ)	Energy Reduction	Accuracy (%)
ChnSenti	FT BERT	22.46	103.38	<b>70.49%</b> ↓	89.48
	SpikeBERT	28.47	30.51		86.36
Waimai	FT BERT	22.46	103.38	<b>71.08%</b> ↓	90.27
	SpikeBERT	27.81	29.90		89.66
MR	FT BERT	22.23	102.24	<b>72.58%</b> ↓	87.63
	SpikeBERT	26.94	28.03		80.69
SST-2	FT BERT	22.23	102.24	<b>72.09%</b> ↓	92.31
	SpikeBERT	27.46	28.54		85.39
Subj	FT BERT	22.23	102.24	<b>73.63%</b> ↓	95.90
	SpikeBERT	25.92	26.96		93.00
SST-5	FT BERT	22.23	102.24	<b>73.27%</b> ↓	50.41
	SpikeBERT	26.01	27.33		46.11

As shown in Table 2, the energy consumption of SpikeBERT is significantly lower than that of fine-tuned BERT, which is an important advantage of SNNs over ANNs in terms of energy efficiency. SpikeBERT demands only 27.82% of the energy that fine-tuned BERT needs to achieve comparable performance on average. This indicates that SpikeBERT is a promising candidate for energy-efficient text classification in resource-constrained scenarios. It is worth noting that energy efficiency achieved by spiking neural networks (SNNs) is distinct from model compressing methods such as knowledge distillation or model pruning. They represent different technological pathways. Spiking neural networks do not alter the model parameters but instead introduce temporal signals to enable the model to operate in a more biologically plausible manner on neuromorphic hardware. The energy reduction of spiking neural networks is still an estimate, and future advancements in hardware are expected to decrease energy consumption further while potentially accelerating inference speeds. We show the comparison of energy reduction between SpikeBERT and other BERT variants, such as TinyBERT (Jiao et al., 2019) and DistilBERT (Sanh et al., 2019) in Appendix E.

#### 4.5 ABLATION STUDY AND IMPACT OF HYPER-PARAMETERS

In this section, we conduct ablation studies to investigate the contributions of: a) different stages of the proposed knowledge distillation method, and b) different types of loss in Equation 8.

Table 3: Ablation studies of the two-stage distillation method. Row 3 and 4 show ablation experiment results on the two steps of our proposed method. Row 5 to 9 are ablation experiment results on different parts of Equation 8. “DA” stands for data augmentation.

Models		MR	SST-2	Subj	SST-5	Avg.	Drop
SpikeBERT		80.69	85.39	93.00	46.11	76.30	—
w/o Stage 1		76.04	82.26	91.80	42.16	73.07	−3.23
w/o Stage 2		75.91	82.26	91.90	42.58	73.14	−3.16
Stage 2	w/o DA	80.22	84.90	92.20	44.84	75.54	−0.76
	w/o $L_{fea}$	78.35	83.48	92.20	43.57	74.40	−1.90
	w/o $L_{emb}$	79.67	83.10	92.00	43.48	74.56	−1.74
	w/o $L_{logits}$	76.19	82.64	91.90	42.35	73.27	−3.03
	w/o $L_{ce}$	80.43	85.23	93.00	45.86	76.13	−0.17

As we can see in Table 4.5, SpikeBERTs without either stage 1 or stage 2 experience about 3.20% performance drop on average. Therefore, we conclude that the two distillation stages are both essential for training SpikeBERT. Furthermore, we observed that the average performance dropped from 76.30 to 73.27 when excluding the logits loss, demonstrating that the logits loss  $L_{logits}$  has the greatest impact on task-specific distillation. Meanwhile, data augmentation (DA) plays an important role in Stage 2, contributing to an increase in average performance from 75.54 to 76.30.

We investigate how the performance of SpikeBERT is affected by the two important hyperparameters: time steps  $T$  and model depth. To this end, we conduct three experiments: (a) varying the number of the time steps of spike inputs when training SpikeBERT; (b) training a variant of SpikeBERT with different encoder block depths, specifically 6, 12, 18, using our proposed two-stage method; (c) varying the decay rate  $\beta$  when training SpikeBERT;

Figure 3 (a) shows how the accuracy of SpikeBERT varies with the increase of time steps. We find that, with the increase of time steps, the accuracy increases first, then remains unchanged, and reaches its maximum roughly at  $T = 4$ . Theoretically, the performance of SpikeBERT should be higher with bigger time steps. However, the performance of models with 8 and 12 time steps is even worse than that with 4 time steps on ChnSenti and Waimai datasets. A plausible explanation is that using excessively large time steps may introduce too much noise in the spike trains.

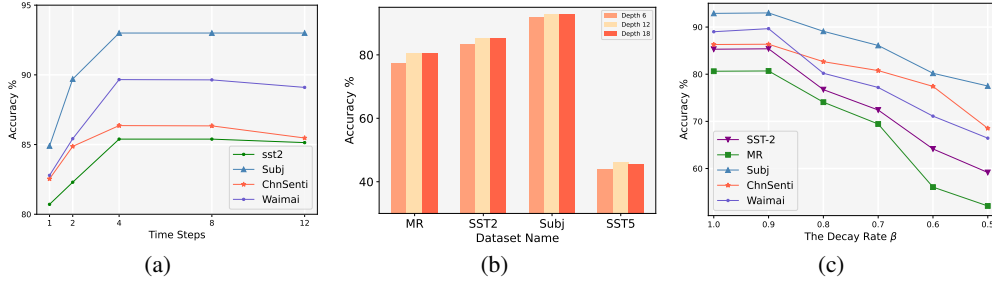


Figure 3: (a) Accuracy versus the number of time steps. (b) Accuracy versus the depth of networks. (c) Accuracy versus the decay rate  $\beta$ .

In addition, as we can see from Figure 3 (b), the accuracy of SpikeBERT is generally insensitive to the model depths and even gets lower in some datasets. We think that’s because more spike Transformer blocks bring more spiking neurons, which introduce more surrogate gradients when error backpropagation through time. It seems that deeper spiking neural networks cannot make further progress in performance. Many previous SNNs works (Zheng et al., 2020; Fang et al., 2020b; Kim et al., 2022a) have proved this deduction. From Figure 3 (c), we find that decay rate  $\beta$  cannot be taken too small, or too much information will be lost.

## 5 CONCLUSION

In this study, we extended and improved Spikformer to process language tasks and proposed a new promising training paradigm for training SpikeBERT inspired by the notion of knowledge distillation. We presented a two-stage, “pre-training + task-specific” knowledge distillation method by transferring

the knowledge from BERTs to SpikeBERT for text classification tasks. We empirically show that our SpikeBERT outperforms the state-of-the-art SNNs and can even achieve comparable results to BERTs with much less energy consumption across multiple datasets for both English and Chinese, leading to future energy-efficient implementations of BERTs or large language models.

## REPRODUCIBILITY STATEMENT

The authors have made great efforts to ensure the reproducibility of the empirical results reported in this paper. The experiment settings, evaluation metrics, and datasets were described in detail in Subsections 4.1, 4.2, and Appendix B. Additionally, we had submitted the source code of the proposed training algorithm with our paper, and plan to release the source code on GitHub upon acceptance.

## ETHICS STATEMENT

We think this paper will not raise questions regarding the Code of Ethics.

## REFERENCES

- Jimmy Ba and Rich Caruana. Do deep nets really need to be deep? In *NIPS*, 2013.
- Yongqiang Cao, Yang Chen, and Deepak Khosla. Spiking deep convolutional neural networks for energy-efficient object recognition. *International Journal of Computer Vision*, 113:54–66, 2015.
- Pengguang Chen, Shu Liu, Hengshuang Zhao, and Jiaya Jia. Distilling knowledge via knowledge review. *2021 IEEE/CVF Conference on Computer Vision and Pattern Recognition (CVPR)*, pp. 5006–5015, 2021.
- Yiming Cui, Wanxiang Che, Ting Liu, Bing Qin, Ziqing Yang, Shijin Wang, and Guoping Hu. Pre-training with whole word masking for chinese bert. *IEEE/ACM Transactions on Audio, Speech, and Language Processing*, 29:3504–3514, 2019.
- Jia Deng, Wei Dong, Richard Socher, Li-Jia Li, K. Li, and Li Fei-Fei. Imagenet: A large-scale hierarchical image database. *2009 IEEE Conference on Computer Vision and Pattern Recognition*, pp. 248–255, 2009.
- Jacob Devlin, Ming-Wei Chang, Kenton Lee, and Kristina Toutanova. Bert: Pre-training of deep bidirectional transformers for language understanding. *ArXiv*, abs/1810.04805, 2019.
- Peter Udo Diehl, Daniel Neil, Jonathan Binas, Matthew Cook, Shih-Chii Liu, and Michael Pfeiffer. Fast-classifying, high-accuracy spiking deep networks through weight and threshold balancing. *2015 International Joint Conference on Neural Networks (IJCNN)*, pp. 1–8, 2015.
- Peter Udo Diehl, Guido Zarrella, Andrew S. Cassidy, Bruno U. Pedroni, and Emre O. Neftci. Conversion of artificial recurrent neural networks to spiking neural networks for low-power neuromorphic hardware. *2016 IEEE International Conference on Rebooting Computing (ICRC)*, pp. 1–8, 2016.
- Jianhao Ding, Zhaofei Yu, Yonghong Tian, and Tiejun Huang. Optimal ann-snn conversion for fast and accurate inference in deep spiking neural networks. *ArXiv*, abs/2105.11654, 2021.
- Alexey Dosovitskiy, Lucas Beyer, Alexander Kolesnikov, Dirk Weissenborn, Xiaohua Zhai, Thomas Unterthiner, Mostafa Dehghani, Matthias Minderer, Georg Heigold, Sylvain Gelly, Jakob Uszkoreit, and Neil Houlsby. An image is worth 16x16 words: Transformers for image recognition at scale. *ArXiv*, abs/2010.11929, 2020.
- Jason Kamran Eshraghian, Max Ward, Emre O. Neftci, Xinxin Wang, Gregor Lenz, Girish Dwivedi, Bennamoun, Doo Seok Jeong, and Wei D. Lu. Training spiking neural networks using lessons from deep learning. *ArXiv*, abs/2109.12894, 2021.

- Wei Fang, Yanqi Chen, Jianhao Ding, Ding Chen, Zhaofei Yu, Huihui Zhou, Yonghong Tian, and other contributors. Spikingjelly, 2020a. Accessed: YYYY-MM-DD.
- Wei Fang, Zhaofei Yu, Yanqing Chen, Timothée Masquelier, Tiejun Huang, and Yonghong Tian. Incorporating learnable membrane time constant to enhance learning of spiking neural networks. *2021 IEEE/CVF International Conference on Computer Vision (ICCV)*, pp. 2641–2651, 2020b.
- Wei Fang, Zhaofei Yu, Yanqing Chen, Tiejun Huang, Timothée Masquelier, and Yonghong Tian. Deep residual learning in spiking neural networks. In *Neural Information Processing Systems*, 2021.
- Suchin Gururangan, Ana Marasović, Swabha Swayamdipta, Kyle Lo, Iz Beltagy, Doug Downey, and Noah A. Smith. Don’t stop pretraining: Adapt language models to domains and tasks. *ArXiv*, abs/2004.10964, 2020.
- Byeongho Heo, Jeesoo Kim, Sangdoo Yun, Hyojin Park, Nojun Kwak, and Jin Young Choi. A comprehensive overhaul of feature distillation. *2019 IEEE/CVF International Conference on Computer Vision (ICCV)*, pp. 1921–1930, 2019.
- Geoffrey E. Hinton, Oriol Vinyals, and Jeffrey Dean. Distilling the knowledge in a neural network. *ArXiv*, abs/1503.02531, 2015.
- Mark Horowitz. 1.1 computing’s energy problem (and what we can do about it). In *2014 IEEE international solid-state circuits conference digest of technical papers (ISSCC)*, pp. 10–14. IEEE, 2014.
- Yangfan Hu, Huajin Tang, and Gang Pan. Spiking deep residual networks. *IEEE Transactions on Neural Networks and Learning Systems*, 2018.
- Eugene M. Izhikevich. Simple model of spiking neurons. *IEEE transactions on neural networks*, 14(6):1569–72, 2003.
- Xiaoqi Jiao, Yichun Yin, Lifeng Shang, Xin Jiang, Xiao Chen, Linlin Li, Fang Wang, and Qun Liu. Tinybert: Distilling bert for natural language understanding. In *Findings of the Association for Computational Linguistics: EMNLP*, 2019.
- Taewook Kang, Kwang-II Oh, Jaejin Lee, and Wangrok Oh. Comparison between stdp and gradient-descent training processes for spiking neural networks using mnist digits. *2022 13th International Conference on Information and Communication Technology Convergence (ICTC)*, pp. 1732–1734, 2022.
- Yoon Kim. Convolutional neural networks for sentence classification. In *EMNLP*, 2014.
- Youngeun Kim, Joshua Chough, and Priyadarshini Panda. Beyond classification: Directly training spiking neural networks for semantic segmentation. *Neuromorphic Computing and Engineering*, 2(4):044015, 2022a.
- Youngeun Kim, Yuhang Li, Hyoungseob Park, Yeshwanth Venkatesha, and Priyadarshini Panda. Neural architecture search for spiking neural networks. *ArXiv*, abs/2201.10355, 2022b.
- R. K. Kushawaha, S. Kumar, Biplab Banerjee, and Rajbabu Velmurugan. Distilling spikes: Knowledge distillation in spiking neural networks. *2020 25th International Conference on Pattern Recognition (ICPR)*, pp. 4536–4543, 2020.
- Yann LeCun, Bernhard E. Boser, John S. Denker, Donnie Henderson, Richard E. Howard, Wayne E. Hubbard, and Lawrence D. Jackel. Backpropagation applied to handwritten zip code recognition. *Neural Computation*, 1:541–551, 1989.
- Chang Liu, Chongyang Tao, Jiazhan Feng, and Dongyan Zhao. Multi-granularity structural knowledge distillation for language model compression. In *Annual Meeting of the Association for Computational Linguistics*, 2022.
- Yang Liu. Fine-tune bert for extractive summarization. *ArXiv*, abs/1903.10318, 2019.

- Yinhan Liu, Myle Ott, Naman Goyal, Jingfei Du, Mandar Joshi, Danqi Chen, Omer Levy, Mike Lewis, Luke Zettlemoyer, and Veselin Stoyanov. Roberta: A robustly optimized bert pretraining approach. *ArXiv*, abs/1907.11692, 2019.
- Ilya Loshchilov and Frank Hutter. Decoupled weight decay regularization. In *International Conference on Learning Representations*, 2017.
- Changze Lv, Jianhan Xu, and Xiaoqing Zheng. Spiking convolutional neural networks for text classification. In *The Eleventh International Conference on Learning Representations*, 2023.
- Wofgang Maas. Networks of spiking neurons: the third generation of neural network models. *Neural Networks*, 14:1659–1671, 1997.
- Emre O. Neftci, Hesham Mostafa, and Friedemann Zenke. Surrogate gradient learning in spiking neural networks: Bringing the power of gradient-based optimization to spiking neural networks. *IEEE Signal Processing Magazine*, 36:51–63, 2019.
- OpenAI. Introducing chatgpt. 2022. URL <https://openai.com/blog/chatgpt>.
- OpenAI. GPT-4 technical report. 2023. URL <https://arxiv.org/abs/2303.08774>.
- Bo Pang and Lillian Lee. Seeing stars: Exploiting class relationships for sentiment categorization with respect to rating scales. In *ACL*, 2005.
- Wonpyo Park, Dongju Kim, Yan Lu, and Minsu Cho. Relational knowledge distillation. *2019 IEEE/CVF Conference on Computer Vision and Pattern Recognition (CVPR)*, pp. 3962–3971, 2019.
- Philipp Plank, A. Rao, Andreas Wild, and Wolfgang Maass. A long short-term memory for ai applications in spike-based neuromorphic hardware. *Nat. Mach. Intell.*, 4:467–479, 2021.
- Haonan Qiu, Munan Ning, Li Yuan, Wei Fang, Yanqi Chen, Changlin Li, Tao Sun, Zhengyu Ma, and Yonghong Tian. Self-architectural knowledge distillation for spiking neural networks, 2023.
- Nitin Rathi, Gopalakrishnan Srinivasan, Priyadarshini Panda, and Kaushik Roy. Enabling deep spiking neural networks with hybrid conversion and spike timing dependent backpropagation. *ArXiv*, abs/2005.01807, 2020.
- Kaushik Roy, Akhilesh R. Jaiswal, and Priyadarshini Panda. Towards spike-based machine intelligence with neuromorphic computing. *Nature*, 575:607–617, 2019.
- Bodo Rueckauer, Iulia-Alexandra Lungu, Yuhuang Hu, Michael Pfeiffer, and Shih-Chii Liu. Conversion of continuous-valued deep networks to efficient event-driven networks for image classification. *Frontiers in Neuroscience*, 11, 2017.
- Victor Sanh, Lysandre Debut, Julien Chaumond, and Thomas Wolf. Distilbert, a distilled version of bert: smaller, faster, cheaper and lighter. *ArXiv*, abs/1910.01108, 2019.
- S. Shrestha and G. Orchard. Slayer: Spike layer error reassignment in time. *ArXiv*, abs/1810.08646, 2018.
- Richard Socher, Alex Perelygin, Jean Wu, Jason Chuang, Christopher D. Manning, A. Ng, and Christopher Potts. Recursive deep models for semantic compositionality over a sentiment treebank. In *EMNLP*, 2013.
- Chi Sun, Xipeng Qiu, Yige Xu, and Xuanjing Huang. How to fine-tune bert for text classification? In *China National Conference on Chinese Computational Linguistics*, 2019.
- Sugahara Takuya, Renyuan Zhang, and Yasuhiko Nakashima. Training low-latency spiking neural network through knowledge distillation. *2021 IEEE Symposium in Low-Power and High-Speed Chips (COOL CHIPS)*, pp. 1–3, 2021.
- Raphael Tang, Yao Lu, Linqing Liu, Lili Mou, Olga Vechtomova, and Jimmy J. Lin. Distilling task-specific knowledge from bert into simple neural networks. *ArXiv*, abs/1903.12136, 2019.

- Ashish Vaswani, Noam M. Shazeer, Niki Parmar, Jakob Uszkoreit, Llion Jones, Aidan N. Gomez, Lukasz Kaiser, and Illia Polosukhin. Attention is all you need. *ArXiv*, abs/1706.03762, 2017.
- Paul J. Werbos. Backpropagation through time: What it does and how to do it. *Proc. IEEE*, 78: 1550–1560, 1990.
- Yujie Wu, Lei Deng, Guoqi Li, Jun Zhu, and Luping Shi. Spatio-temporal backpropagation for training high-performance spiking neural networks. *Frontiers in Neuroscience*, 12, 2017.
- Man Yao, Guangshe Zhao, Hengyu Zhang, Yifan Hu, Lei Deng, Yonghong Tian, Bo Xu, and Guoqi Li. Attention spiking neural networks. *arXiv preprint arXiv:2209.13929*, 2022.
- Bojian Yin, Federico Corradi, and Sander M. Bohte. Effective and efficient computation with multiple-timescale spiking recurrent neural networks. *International Conference on Neuromorphic Systems 2020*, 2020.
- Sergey Zagoruyko and Nikos Komodakis. Paying more attention to attention: Improving the performance of convolutional neural networks via attention transfer. *ArXiv*, abs/1612.03928, 2016.
- Friedemann Zenke and Surya Ganguli. Superspike: Supervised learning in multilayer spiking neural networks. *Neural Computation*, 30:1514 – 1541, 2017.
- Hanle Zheng, Yujie Wu, Lei Deng, Yifan Hu, and Guoqi Li. Going deeper with directly-trained larger spiking neural networks. In *AAAI Conference on Artificial Intelligence*, 2020.
- Nan Zheng and Pinaki Mazumder. A low-power hardware architecture for on-line supervised learning in multi-layer spiking neural networks. *2018 IEEE International Symposium on Circuits and Systems (ISCAS)*, pp. 1–5, 2018.
- Zhaokun Zhou, Yue sheng Zhu, Chao He, Yaowei Wang, Shuicheng Yan, Yonghong Tian, and Liuliang Yuan. Spikformer: When spiking neural network meets transformer. *ArXiv*, abs/2209.15425, 2022.
- Rui-Jie Zhu, Qihang Zhao, and Jason K Eshraghian. Spikegpt: Generative pre-trained language model with spiking neural networks. *arXiv preprint arXiv:2302.13939*, 2023.
- Yukun Zhu, Ryan Kiros, Richard S. Zemel, Ruslan Salakhutdinov, Raquel Urtasun, Antonio Torralba, and Sanja Fidler. Aligning books and movies: Towards story-like visual explanations by watching movies and reading books. *2015 IEEE International Conference on Computer Vision (ICCV)*, pp. 19–27, 2015.

## APPENDIX

### A BACKPROPAGATION THROUGH TIME IN SPIKING NEURAL NETWORKS

The content of this section is mostly referred to Lv et al. (2023).

Given a loss function  $L$  like Equation 7 and 8, the losses at every time step can be summed together to give the following global gradient:

$$\frac{\partial L}{\partial W} = \sum_t \frac{\partial L_t}{\partial W} = \sum_i \sum_{j \leq i} \frac{\partial L_i}{\partial W_j} \frac{\partial W_j}{\partial W} \quad (9)$$

where  $i$  and  $j$  denote different time steps, and  $L_t$  is the loss calculated at time step  $t$ . No matter which time step is, the weights of an SNN are shared across all steps. Therefore, we have  $W_0 = W_1 = \dots = W$ , which also indicates that  $\frac{\partial W_j}{\partial W} = 1$ . Thus, Equation (9) can be written as follows:

$$\frac{\partial L}{\partial W} = \sum_i \sum_{j \leq i} \frac{\partial L_i}{\partial W_j} \quad (10)$$

Based on the chain rule of derivatives, we obtain:

$$\begin{aligned} \frac{\partial L}{\partial W} &= \sum_i \sum_{j \leq i} \frac{\partial L_i}{\partial S_i} \frac{\partial S_i}{\partial U_i} \frac{\partial U_i}{\partial W_j} \\ &= \sum_i \frac{\partial L_i}{\partial S_i} \frac{\partial S_i}{\partial U_i} \sum_{j \leq i} \frac{\partial U_i}{\partial W_j} \end{aligned} \quad (11)$$

where  $\frac{\partial L_i}{\partial S_i}$  is the derivative of the cross-entropy loss at the time step  $i$  with respect to  $S_i$ , and  $\frac{\partial S_i}{\partial U_i}$  can be easily derived using surrogate gradients like Equation 3. As to the last term of  $\sum_{j \leq i} \frac{\partial U_i}{\partial W_j}$ , we can split it into two parts:

$$\sum_{j \leq i} \frac{\partial U_i}{\partial W_j} = \frac{\partial U_i}{\partial W_i} + \sum_{j \leq i-1} \frac{\partial U_i}{\partial W_j} \quad (12)$$

From Equation (2), we know that  $\frac{\partial U_i}{\partial W_i} = X_i$ . Therefore, Equation (9) can be simplified as follows:

$$\frac{\partial L}{\partial W} = \sum_i \underbrace{\frac{\partial L_i}{\partial S_i} \frac{\partial S_i}{\partial U_i}}_{\text{constant}} \left( \underbrace{\frac{\partial U_i}{\partial W_j}}_{\text{constant}} + \sum_{j \leq i-1} \frac{\partial U_i}{\partial W_j} \right) \quad (13)$$

By the chain rule of derivatives over time,  $\frac{\partial U_i}{\partial W_j}$  can be factorized into two parts:

$$\frac{\partial U_i}{\partial W_j} = \frac{\partial U_i}{\partial U_{i-1}} \frac{\partial U_{i-1}}{\partial W_j} \quad (14)$$

It is easy to see that  $\frac{\partial U_i}{\partial U_{i-1}}$  is equal to  $\beta$  from Equation (2), and Equation (9) can be written as:

$$\frac{\partial L}{\partial W} = \sum_i \underbrace{\frac{\partial L_i}{\partial S_i} \frac{\partial S_i}{\partial U_i}}_{\text{constant}} \left( \underbrace{\frac{\partial U_i}{\partial W_j}}_{\text{constant}} + \sum_{j \leq i-1} \underbrace{\frac{\partial U_i}{\partial U_{i-1}} \frac{\partial U_{i-1}}{\partial W_j}}_{\text{constant}} \right) \quad (15)$$

We can treat  $\frac{\partial U_{i-1}}{\partial W_j}$  recurrently as Equation (12). Finally, we can update the weights  $W$  by the rule of  $W = W - \eta \frac{\partial L}{\partial W}$ , where  $\eta$  is a learning rate.

### B DATASETS

The benchmark we used in Table 1 includes the following datasets:

- **MR**: MR stands for Movie Review and it consists of movie-review documents labeled with respect to their overall sentiment polarity (positive or negative) or subjective rating (Pang & Lee, 2005).
- **SST-5**: SST-5 contains 11,855 sentences extracted from movie reviews for sentiment classification (Socher et al., 2013). There are 5 categories (very negative, negative, neutral, positive, and very positive).
- **SST-2**: The binary version of SST-5. There are just 2 classes (positive and negative).
- **Subj**: The task of this dataset is to classify a sentence as being subjective or objective<sup>1</sup>.
- **ChnSenti**: ChnSenti comprises about 7,000 Chinese hotel reviews annotated with positive or negative labels<sup>2</sup>.
- **Waimai**: There are about 12,000 Chinese user reviews collected by a food delivery platform for binary sentiment classification (positive and negative)<sup>3</sup> in this dataset.

## C PERFORMANCE ON GLUE

General Language Understanding Evaluation (GLUE) benchmark is a collection of diverse natural language understanding tasks. We report the performance of SpikeBERT on GLUE benchmark on Table 4

Table 4: Classification accuracy achieved by different models on the GLUE benchmark. A BERT model fine-tuned on the dataset is denoted as “FT BERT”. “SNN-TextCNN” is a SNN baseline proposed by Lv et al. (2023). \* indicates that the model fails to converge. All reported experimental results are averaged across 10 random seeds.

Task	SST-2	MRPC	RTE	QNLI	MNLI-(m/mm)	QQP	CoLA	STS-B
Metric	Acc	F1	Acc	Acc	acc	F1	Matthew’s corr	Spearman’s corr
FT BERT	92.31	89.80	69.31	90.70	83.82/83.41	90.51	60.00	89.41
SNN-TextCNN	80.91	80.62	47.29*	56.23*	64.91/63.69	0.00*	-5.28*	0.00*
SpikeBERT	85.39	81.98	57.47	66.37	71.42/70.95	68.17	16.86*	18.73*

Although SpikeBERT significantly outperforms the SNN baseline on all tasks, we find that the performance of SpikeBERT on the Natural Language Inference (NLI) task (QQP, QNLI, RTE) is not satisfactory compared to fine-tuned BERT. The possible reason is that we mainly focus on the semantic representation of a single sentence in the pre-training distillation stage. Meanwhile, we have to admit that SpikeBERT is not sensitive to the change of certain words or synonyms, for it fails to converge on CoLA and STS-B datasets. We think that’s because spike trains are much worse than floating-point data in representing fine-grained words. In the future, we intend to explore the incorporation of novel pre-training loss functions to enhance the model’s ability to model sentence entailment effectively.

## D THEORETICAL ENERGY CONSUMPTION CALCULATION

According to Yao et al. (2022), for spiking neural networks (SNNs), the theoretical energy consumption of layer  $l$  can be calculated as:

$$Energy(l) = E_{AC} \times SOPs(l) \quad (16)$$

where SOPs is the number of spike-based accumulate (AC) operations. For traditional artificial neural networks (ANNs), the theoretical energy consumption required by the layer  $b$  can be estimated by

$$Energy(b) = E_{MAC} \times FLOPs(b) \quad (17)$$

<sup>1</sup><https://www.cs.cornell.edu/people/pabo/movie-review-data/>

<sup>2</sup>[https://raw.githubusercontent.com/SophonPlus/ChineseNlpCorpus/master/datasets/ChnSentiCorp\\_htl\\_all/ChnSentiCorp\\_htl\\_all.csv](https://raw.githubusercontent.com/SophonPlus/ChineseNlpCorpus/master/datasets/ChnSentiCorp_htl_all/ChnSentiCorp_htl_all.csv)

<sup>3</sup>[https://raw.githubusercontent.com/SophonPlus/ChineseNlpCorpus/master/datasets/waimai\\_10k/waimai\\_10k.csv](https://raw.githubusercontent.com/SophonPlus/ChineseNlpCorpus/master/datasets/waimai_10k/waimai_10k.csv)

where FLOPs is the floating point operations of  $b$ , which is the number of multiply-and-accumulate (MAC) operations. We assume that the MAC and AC operations are implemented on the 45nm hardware (Horowitz, 2014), where  $E_{MAC} = 4.6pJ$  and  $E_{AC} = 0.9pJ$ . Note that  $1J = 10^3 mJ = 10^{12} pJ$ . The number of synaptic operations at the layer  $l$  of an SNN is estimated as

$$SOPs(l) = T \times \gamma \times FLOPs(l) \quad (18)$$

where  $T$  is the number of times step required in the simulation,  $\gamma$  is the firing rate of input spike train of the layer  $l$ .

Therefore, we estimate the theoretical energy consumption of SpikeBERT as follows:

$$E_{SpikeBERT} = E_{MAC} \times EMB_{emb}^1 + E_{AC} \times \left( \sum_{m=1}^M SOP_{SNN FC}^m + \sum_{n=1}^N SOP_{SSA} \right) \quad (19)$$

where  $EMB_{emb}^1$  is the embedding layer of SpikeBERT. Then the SOPs of  $m$  SNN Fully Connected Layer (FC) and  $l$  SSA are added together and multiplied by  $E_{AC}$ .

## E ENERGY REDUCTION COMPARED TO OTHER BERT VARIANTS

We compare the energy reduction between SpikeBERT, Tiny BERT(Jiao et al., 2019), and DistilBERT(Sanh et al., 2019) in Table 5.

Table 5: Energy consumption per sample of fine-tuned BERT, SpikeBERT, TinyBERT and DistilBERT during inference on 3 text classification benchmarks. ‘‘FLOPs’’ denotes the floating point operations of ANNs. ‘‘SOPs’’ denotes the synaptic operations of SpikeBERT. ‘‘Energy’’ denotes the average theoretical energy required for each test example prediction.

Dataset	Model	Parameters(M)	FLOPs/SOPs(G)	Energy(mJ)	Energy Reduction	Accuracy(%)
Waimai	FT BERT	109.0	22.46	103.38	-	90.27
	SpikeBERT	109.0	27.81	29.90	71.08% ↓	89.66
	TinyBERT	67.0	11.30	52.01	49.69% ↓	89.72
	DistilBERT	52.2	7.60	34.98	66.16% ↓	89.40
ChnSenti	FT BERT	109.0	22.46	103.38	-	89.48
	SpikeBERT	109.0	28.47	30.51	70.49% ↓	86.36
	TinyBERT	67.0	11.30	52.01	49.69% ↓	88.70
	DistilBERT	52.2	7.60	34.98	66.16% ↓	87.41
SST-2	FT BERT	109.0	22.23	102.24	-	92.31
	SpikeBERT	109.0	27.46	28.54	72.09% ↓	85.39
	TinyBERT	67.0	11.30	52.01	49.13% ↓	91.60
	DistilBERT	52.2	7.60	34.98	65.78% ↓	90.40

We want to state again that spiking neural networks and model compressing are two different technological pathways to achieve energy efficiency. Future advancements in neuromorphic hardware are expected to decrease energy consumption further.

## F DISCUSSION OF LIMITATIONS

In the image classification task, spiking neural networks have demonstrated comparable performance to ViT on CIFAR-10-DVS and DVS-128-Gesture datasets, which are neuromorphic event-based image datasets created using dynamic vision sensors. We think that the performance gap between SNNs and ANNs in language tasks is mainly due to the lack of neuromorphic language datasets. It is unfair to evaluate SNNs on the datasets that were created to train and evaluate ANNs because these datasets are mostly processed by continuous values. However, it is quite hard to convert language to neuromorphic information without information loss. We hope there will be a new technology to transfer sentences to neuromorphic spikes.

In addition, GPU memory poses a limitation in our experiments. Spiking neural networks have an additional dimension, denoted as  $T$  (time step), compared to artificial neural networks. Increasing the number of time steps allows for capturing more information but results in an increased demand for GPU memory by a factor of  $T$ . During our experiments, we observe that maintaining the same number of time steps during training requires reducing the sentence length of input sentences, which significantly constrains the performance of our models. We remain optimistic that future advancements will provide GPUs with sufficient memory to support the functionality of SNNs.