

Few-Shot Object Detection via Synthetic Features with Optimal Transport

Anh-Khoa Nguyen Vu^{1,2}, Thanh-Toan Do³, Vinh-Tiep Nguyen^{1,2}, Tam Le⁴, Minh-Triet Tran^{5,2},
Tam V. Nguyen⁶

¹University of Information Technology, Ho Chi Minh City, Vietnam

²Vietnam National University, Ho Chi Minh City, Vietnam

³Department of Data Science and AI, Monash University, Australia

⁴The Institute of Statistical Mathematics / RIKEN AIP

⁵University of Science, Ho Chi Minh City, Vietnam

⁶University of Dayton, Ohio, U.S.

khoanva@uit.edu.vn, toan.do@monash.edu, tiepvn@uit.edu.vn, tam@ism.ac.jp, tmtriet@hcmus.edu.vn,
tamnguyen@udayton.edu

Abstract

Few-shot object detection aims to simultaneously localize and classify the objects in an image with limited training samples. However, most existing few-shot object detection methods focus on extracting the features of a few samples of novel classes that lack diversity. Hence, they may not be sufficient to capture the data distribution. To address that limitation, in this paper, we propose a novel approach in which we train a generator to generate synthetic data for novel classes. Still, directly training a generator on the novel class is not effective due to the lack of novel data. To overcome that issue, we leverage the large-scale dataset of base classes. Our overarching goal is to train a generator that captures the data variations of the base dataset. We then transform the captured variations into novel classes by generating synthetic data with the trained generator. To encourage the generator to capture data variations on base classes, we propose to train the generator with an optimal transport loss that minimizes the optimal transport distance between the distributions of real and synthetic data. Extensive experiments on two benchmark datasets demonstrate that the proposed method outperforms the state of the art. Source code will be available.

Introduction

Few-shot object detection (FSOD) consists of localizing the position of objects in images and predicting their labels given the limited labeled training data. A common approach (Yan et al. 2019; Kang et al. 2019; Wang et al. 2020; Qiao et al. 2021; Zhang et al. 2021) for FSOD is to train models on two sets of data, i.e., a base set and a novel set. A large base dataset with numerous training samples per base class is used to learn the concepts. Then, the detectors are fine-tuned on a small dataset containing novel classes with only few training samples per class.

The trailblazer works (Yan et al. 2019; Kang et al. 2019) take two inputs, namely, query image and support image to detect novel objects. Those methods leverage the similarity of support and query features to determine instances in query images. Therefore, the subsequent methods (Li et al. 2021; Fan et al. 2020; Han et al. 2022a; Li and Li 2021) are introduced to fuse the cross-information between query and

support features more effectively. On the other hand, other methods (Wang et al. 2020; Qiao et al. 2021; Zhu et al. 2021) with only query images (i.e., without support images) also achieve competitive results.

Nonetheless, the performance of above methods in extremely scarce mode is far from satisfying because novel classes have little variety. The problem can be addressed by creating synthetic samples via leveraging the variation of base classes. A recent work (Zhang and Wang 2021) deals with the FSOD via creating hallucination (synthetic) samples. In that work, the classifier and the generator are alternatively trained using multiple episodes of few-shot examples of novel classes. When training the generator in an episode the classifier is fixed and the classification error on the generated features is used to update the generator. Using multiple episodes of training with few-shot examples of novel classes could cause the model to overfit the training data of novel classes.

To overcome the above issue, we propose a generative approach for few-shot object detection via Synthetic Features with Optimal Transport dubbed SFOT. Our method trains a generator to create synthetic features for novel classes. However, directly training a generator on novel class is ineffective due to the lack of novel data, which leads to overfitting. Thus, we leverage knowledge from the large-scale dataset by only training the generator on the base dataset to capture the data variation of base classes. We then transform the captured variations into novel classes by generating synthetic data with the trained generator during the fine-tuning stage. Through the use of the trained generator, we expect the data variation on the base classes can be simulated to novel classes.

To optimize the generator, we could use point-wise matching. However, it is sensitive to variations of samples, which is harmful to the generator training. Therefore, we rely on the distribution matching to train the generator that captures the variations of base classes. Specifically, the optimization of the matching between real and synthetic data is transformed into the optimal transport (OT) problem to obtain an effective generator. Still, increasing the number of synthetic features will lift the computational cost of the OT algorithm and raise the rate of noisy samples in the gener-

ated samples (e.g. a sample is in the dog class but its synthetic feature is close to the cat class). To overcome that issue, we integrate a clustering technique into OT method to cluster synthetic samples and then calculate the distribution distance between centroids and real samples. Moreover, this design allows us to form a distribution of synthetic samples based on the number of elements of each cluster, which is more flexible rather than the uniform distribution used in the previous work. To the best of our knowledge, this is the first work that leverages optimal transport for the few-shot object detection problem. As a result, our method creates synthetic novel features which improve the generalization of detectors in case of limited training data of novel classes.

Recently, (Wang et al. 2021) also uses optimal transport to minimize the distance between real and generated synthetic features. We would highlight three different points between our method and (Wang et al. 2021). (1) Zero-shot learning methods usually use external knowledge (attributes, text) to extract the features of unseen classes, which is not essential for the FSOD methods because they can leverage a few images to describe a novel class in detail. Moreover, detectors need to localize the position of objects in novel classes, which creates more challenges to train an FSOD model. (2) In (Wang et al. 2021), Wang *et al.* use a two-stage training, i.e., generator training and classifier training for classification. That training scheme is inapplicable to our FSOD context. Therefore, different from (Wang et al. 2021), we propose a three-stage training, i.e., base class training, generator training, and few-shot fine-tuning. The three-stage is indispensable in our context because we need to guide the concepts of object detection. In addition, we also consider the imbalance between background and foreground objects during generator and classifier training. (3) We integrate a clustering method into the optimal transport algorithm to reduce the computation cost of optimal transport and the effects of noisy samples.

Our contributions are three-fold: (i) we propose a novel method to leverage variations on base classes to capture the distribution of novel classes through generating synthetic features; (ii) we effectively optimize the generator by solving the optimal transport problem between the real and synthetic feature distributions, which is integrated a clustering technique; (iii) we conduct extensive experiments and our SFOT method surpasses the state-of-the-art baselines on challenging FSOD benchmarks.

Related Work

Object Detection

Deep learning-based object detection methods can be grouped into two main categories, i.e., two-stage detectors and one-stage detectors. Representatives of two-stage detectors are R-CNN methods, specifically Faster R-CNN (Ren et al. 2016). In Faster R-CNN, the regions of interests (RoIs) are firstly generated by a Region Proposal Network (RPN). The generated RoIs are then refined and classified in the second stage. Different from two-stage detectors, one-stage detectors, including YOLO (Redmon et al. 2016) and SSD (Liu et al. 2016), eliminate the region proposal generation step

and directly predict bounding boxes and their associated classes. Our model is based on Faster R-CNN architecture.

Few-Shot Object Detection

Few-Shot Object Detection (FSOD) aims to localize and classify the instances in the image with few training samples. FSOD approaches could be divided into two categories: single-branch and two-branch methods. Two-branch methods such as (Yan et al. 2019; Kang et al. 2019) use the siamese network to extract the information from the query and the support images in parallel. Specifically, they use the similarity information between query and support features to classify the instances in the query image. The following works (Li et al. 2021; Fan et al. 2020; Hu et al. 2021; Xiao and Marlet 2020; Han et al. 2021, 2022a) present the improvements such as applying attention mechanism in RPN, increasing the class margin, or aggregating multi-scale RoI features. Recent two-branch works (Fan et al. 2020; Hu et al. 2021) introduce feature attention in RPN and extract the proposals in multiple scales or relations. Other methods (Li et al. 2021; Han et al. 2021) leverage the intra- and inter-class to increase the feature discriminativeness. Other works exploiting the transformation (Li and Li 2021; Wu et al. 2020), transformer architecture (Zhang et al. 2021; Han et al. 2022b), contrastive learning (Sun et al. 2021), kernelized representations (Zhang et al. 2022), pseudo-labeling (Kaul, Xie, and Zisserman 2022) in FSOD. Single-branch methods (Wang et al. 2020; Qiao et al. 2021; Zhang and Wang 2021; Zhu et al. 2021) rely only on query images. In (Wang et al. 2020) the authors present a simply two-stage fine-tuning approach (TFA) (Wang et al. 2020) which firstly trains the model on the base classes and then fine-tune few last layers on the novel classes. Other single-branch methods are proposed to deal with FSOD via extra text data (Zhu et al. 2021), unlabeled image (Khandelwal, Goyal, and Sigal 2021) or hallucination samples (Zhang and Wang 2021). Recently, Decoupled Faster R-CNN (DeFRCN) (Qiao et al. 2021) achieves competitive results by stopping the backward gradients between modules and decoupling the multi-tasks in Faster R-CNN (Ren et al. 2016). Lately, (Li et al. 2023) introduce D&R which is distilled from language models to enhance the generality of detectors while VFA (Han et al. 2023) and apply variational autoencoders into FSOD. Another work (Lu et al. 2023) aims to highlight the salient information to detect novel objects.

Different from previous FSOD methods, SFOT is designed to only leverage current dataset to synthesize new features. Without the support of external knowledge, SFOT can be integrated to boost the productivity of other methods.

Optimal Transport

Optimal transport (OT) theory (Villani 2003, 2009) provides a powerful toolkit to compare probability distributions. However, OT has a high computational complexity (i.e., super cubic), which limits its ability to embed in many applications. Various proposals, e.g., entropic regularization (Cuturi 2013; Benamou et al. 2015), 1-dimensional slicing (Rabin et al. 2011), tree-slicing (Le et al. 2019), low-rank approximation (Scetbon, Cuturi, and Peyré 2021), graph-based ap-

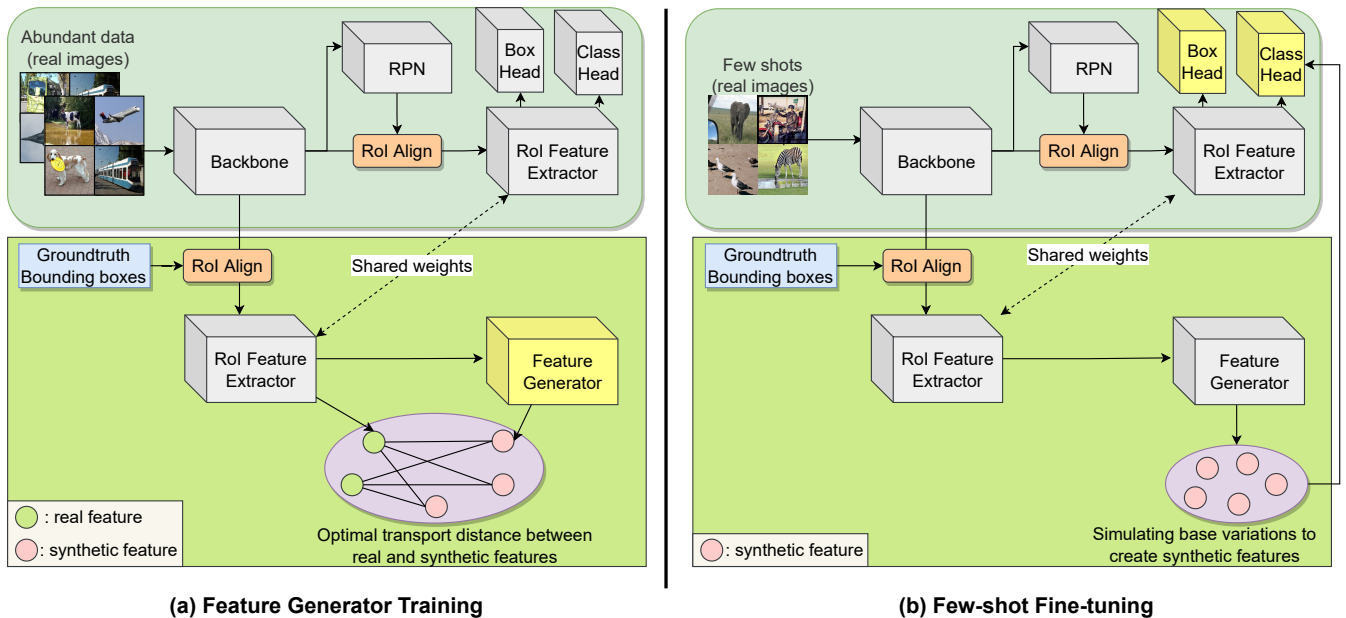


Figure 1: Overview of our approach. The top block is Faster R-CNN with backbone, RPN, RoI Feature Extractor, and RoI Heads modules. The bottom is our extended modules including RoI Feature Extractor and Generator G . (a) illustrates the feature generator training stage. We freeze Faster R-CNN and train generator G on the abundant data of base classes. (b) presents applying pretrained feature generator G to enhance the generalization of detector on the novel classes. The frozen generator creates synthetic features on few-shot samples of both base and novel classes to fine-tune the RoI Heads module. The gray rectangular box denotes the frozen module while the yellow rectangular box is the trainable module.

proach (Le et al. 2022), have been introduced in the literature to tackle this issue. OT (Villani 2009) has been applied in different problems (Salimans et al. 2018; Wu et al. 2021), including 3D shape recognition (Xu, Sun, and Liu 2019), shape matching (Saleh et al. 2022), label assignment (Ge et al. 2021), and zero-shot learning (Wang et al. 2021).

Proposed Method

Background

We follow the standard settings of FSOD which are introduced in (Wang et al. 2020; Qiao et al. 2021). In FSOD, we have two disjoint sets consisting of base and novel classes, denoted C_b and C_n , respectively, i.e., $C_b \cap C_n = \emptyset$. In the first stage, the detector is trained on base classes to build the concepts and considered as a $|C_b|$ -class detector. In order to learn the new knowledge of novel classes while keeping the performance on base classes, the model is fine-tuned on a dataset in $C = C_b \cup C_n$. Note that in the fitting stage, there are only K -shot samples for each class in C .

Framework Overview

Our proposed framework is presented in Figure 1. There are two blocks: detector (i.e., Faster R-CNN (Ren et al. 2016)) and our proposed feature generator G . Figure 1 (a) presents feature generator training. We keep freezing all layers of the pretrained $|C_b|$ -class detector (including classifier) to guarantee the performance on C_b . In this stage, feature generator G is optimized via the distribution distance between real features and synthetic features that it creates. The feature

generator is then applied to the fine-tuning stage as shown in Figure 1 (b). The feature generator module leverages base class distribution to simulate novel ones. Therefore, it could productively generate synthetic features in the novel class.

Conditional Feature Generator

With the aim to create a generator that leverages the variation on base classes C_b to create synthetic features on novel classes C_n , we add a feature generator to pretrained detector (Figure 1) and train it on C_b . The feature generator module G is illustrated in Figure 2. Specifically, the real feature $x \in \mathbb{R}^d$ from RoI Feature Extractor is concatenated with a random vector $z \in \mathbb{R}^d$ which is sampled from a normal distribution, i.e., $z \sim \mathcal{N}(0, I_d)$, to create the synthetic feature \hat{x} .

$$\hat{x} = G([x; z]), \quad (1)$$

where $[x; z]$ denotes the channel-wise concatenation of x and z . Then, we use real features x and synthetic features \hat{x} to optimize generator G via loss the function introduced in Equation (3). It is worth noting that regarding the input of the RoI Feature Extractor, instead of using RoIs produced by the RPN that may not well capture objects, we use the groundtruth bounding boxes. This ensures the quality of the input for the generator training.

Optimal Transport with Clustering Method

There are several distance measurements between real and synthetic feature sets, e.g., KL-divergence, cross-entropy, and optimal transport (OT). However, point-wise distance

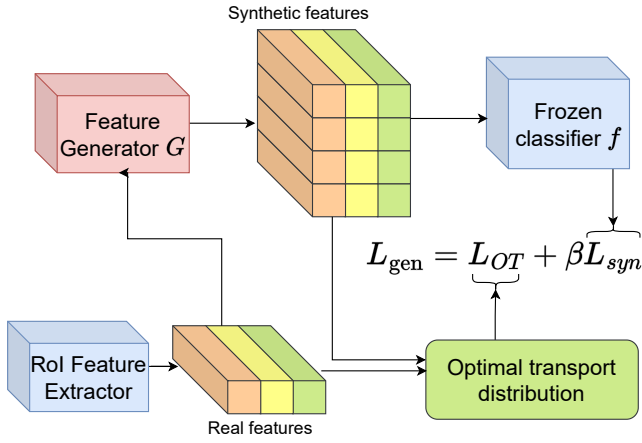


Figure 2: Feature Generator module. Feature Generator G takes the input from RoI Feature Extractor and creates synthetic features. The generator loss function, which is used to update generator G , is based on optimal transport and frozen classifier f .

only aligns individual synthetic, which is vulnerable to variations of samples, while OT provides an elegant approach to compare distributions even when supports are disjoint. Indeed, the OT lifts the ground metric between support data points (locally) to a distance between probability measures (globally). We utilize optimal transport as a loss function to optimize the generator G .

Suppose we have N real inputs $\{x_n\}_{n=1}^N$ for the generator. By applying Equation (1), we also obtain $M = N \times T$ synthetic features $\{\hat{x}_m\}_{m=1}^M$, where T is the hyper-parameter to control the number of synthetic features. However, when we generate abundant synthetic features to increase the diversity, this design also lifts computational costs including training time and complexity of the OT algorithm. Furthermore, there may be noisy samples in the generated samples, e.g., a sample follows the dog class but it is generated close to the car class. Directly using noisy samples for optimal transport will create ambiguity for the classifier and reduce the general performance.

To address the limitation, inspired by the hierarchical OT approach (Yurochkin et al. 2019), we group synthetic features to K centroids via a clustering method, i.e., K-means++ (Arthur and Vassilvitskii 2006). Then, we compute the distribution distance between real features and K centroids $\{e_k\}_{k=1}^K$. In this way, we not only decrease computational costs but also reduce the negative effects of noise samples. Additionally, this design allows us to take into account the number of elements of each cluster to create the distribution for synthetic features instead of using the uniform distribution.

Let \mathbf{P} be the transportation plan matrix, we use the cosine distance for the ground cost matrix $\mathbf{C}_{nk} = 1 - \frac{x_n^T e_k}{\|x_n\|_2 \|e_k\|_2}$. Let \mathbb{S}^d be the probability simplex, i.e., $\mathbb{S}^{d-1} = \{a \in \mathbb{R}^d \mid a^T \mathbf{1}_d = 1, a \geq 0\}$. The mass distributions are typically defined as $r = \frac{1}{N} \mathbf{1}_N \in \mathbb{S}^{N-1}$ for real inputs $\{x_n\}_{n=1}^N$; and $c \in \mathbb{S}^{K-1}$ for K centroids $\{e_k\}_{k=1}^K$. The k -th

element of the mass distribution c is defined as $c_k = \frac{\gamma_k}{\sum_{i=1}^K \gamma_i}$ where γ_k is the number of elements of k -th clusters. The OT loss between two distributions is defined as follows:

$$L_{OT}(r, c) = \min_{\mathbf{P} \in U(r, c)} \sum_{n=1}^N \sum_{k=1}^K \mathbf{P}_{nk} \mathbf{C}_{nk}, \quad (2)$$

where the transportation polytope $U(r, c) = \{\mathbf{P} \in \mathbb{R}_+^{N \times K} \mid \mathbf{P} \mathbf{1}_K = r, \mathbf{P}^T \mathbf{1}_N = c\}$. The element \mathbf{P}_{nk} indicates the probability of matching between real feature x_n and synthetic centroid feature e_k . Moreover, we apply the entropic regularization for OT and use Sinkhorn algorithm (Cuturi 2013) to further reduce the computational complexity from super cubic (for standard OT) into quadratic complexity to optimize \mathbf{P} .

Additionally, we utilize prior knowledge from the frozen classifier f to update the generator. This guarantees that the synthetic vectors \hat{x} must satisfy the pretrained classifier as the real vectors. In other words, it forces the synthetic vectors to retain the properties of the actual features. Specifically, we freeze the classifier and use its output for the optimizing process of the generator G .

Let L_{syn} be the cross-entropy between \hat{y} (which is the label of \hat{x}) and the predicted class $f(\hat{x})$, i.e., $L_{syn} = -\sum_i \hat{y}_i \log(f(\hat{x}_i))$. The loss to train the generator G is as follows:

$$L_{gen} = L_{OT} + \beta L_{syn}, \quad (3)$$

where β is a hyper-parameter to balance between the two loss functions.

Training Procedure

The whole process includes three stages: base training, feature generator training, and few-shot fine-tuning. In the base training, we adopt the settings of (Qiao et al. 2021). Specifically, we train the Faster R-CNN (Ren et al. 2016) with the scale gradient layers between modules. In this way, we can decouple tasks in Faster R-CNN to obtain a generalized $|C_b|$ -class detector. After the base training, we freeze all the layers of $|C_b|$ -class detector. Then, we add feature generator G which is optimized via Equation (3).

In the fine-tuning stage, given a trained generator G , we aim to create synthetic samples like real counterparts on novel classes to enhance the generalization of methods. Similar to the TFA (Wang et al. 2020), we only fine-tune the last layer of $|C|$ -class detector. The new parameters are added to the classifier f for novel classes. The new classifier f is trained with both real and synthetic samples to capture the novel concepts. Specifically, to train the detector, we feed the features \hat{x} and x of synthetic and real samples, respectively, into the classifier f in the same updating process. Their predictions are used to update the classifier f via the loss function:

$$L_{cls} = L_{real} + \alpha L_{syn}, \quad (4)$$

where L_{real} is the cross-entropy loss function for the real feature x . The hyper-parameter α is used to keep a balance between L_{real} and L_{syn} .

Method	Novel Set 1					Novel Set 2					Novel Set 3				
	1	2	3	5	10	1	2	3	5	10	1	2	3	5	10
FSRW (Kang et al. 2019)	14.8	15.5	26.7	33.9	47.2	15.7	15.3	22.7	30.1	40.5	21.3	25.6	28.4	42.8	45.9
MetaDet (Wang, Ramanan, and Hebert 2019)	18.9	20.6	30.2	36.8	49.6	21.8	23.1	27.8	31.7	43.0	20.6	23.9	29.4	43.9	44.1
Meta R-CNN (Yan et al. 2019)	19.9	25.5	35.0	45.7	51.5	10.4	19.4	29.6	34.8	45.4	14.3	18.2	27.5	41.2	48.1
TFA w/ fc (Wang et al. 2020)	36.8	29.1	43.6	55.7	57.0	18.2	29.0	33.4	35.5	39.0	27.7	33.6	42.5	48.7	50.2
TFA w/ cos (Wang et al. 2020)	39.8	36.1	44.7	55.7	56.0	23.5	26.9	34.1	35.1	39.1	30.8	34.8	42.8	49.5	49.8
Xiao et al. (Xiao and Marlet 2020)	24.2	35.3	42.2	49.1	57.4	21.6	24.6	31.9	37.0	45.7	21.2	30.0	37.2	43.8	49.6
MPSR (Wu et al. 2020)	41.7	42.5	51.4	55.2	61.8	24.4	29.3	39.2	39.9	47.8	35.6	41.8	42.3	48.0	49.7
Fan et al. (Fan et al. 2020)	37.8	43.6	51.6	56.5	58.6	22.5	30.6	40.7	43.1	47.6	31.0	37.9	43.7	51.3	49.8
SRR-FSD (Zhu et al. 2021)	47.8	50.5	51.3	55.2	56.8	32.5	35.3	39.1	40.8	43.8	40.1	41.5	44.3	46.9	46.4
TFA + Halluc (Zhang and Wang 2021)	45.1	44.0	44.7	55.0	55.9	23.2	27.5	35.1	34.9	39.0	30.5	35.1	41.4	49.0	49.3
CoRPNs + Halluc (Zhang and Wang 2021)	47.0	44.9	46.5	54.7	54.7	26.3	31.8	37.4	37.4	41.2	40.4	42.1	43.3	51.4	49.6
FSCE (Sun et al. 2021)	44.2	43.8	51.4	61.9	63.4	27.3	29.5	43.5	44.2	50.2	37.2	41.9	47.5	54.6	58.5
Meta Faster R-CNN (Han et al. 2022a)	43.0	54.5	60.6	66.1	65.4	27.7	35.5	46.1	47.8	51.4	40.6	46.4	53.4	59.9	58.6
KFSOD(Zhang et al. 2022)	44.6	-	54.4	60.9	65.8	37.8	-	43.1	48.1	50.4	34.8	-	44.1	52.7	53.9
D&R (Li et al. 2023)	41.0	51.7	55.7	61.8	65.4	30.7	39.0	42.5	46.6	51.7	37.9	47.1	51.7	56.8	59.5
VFA (Han et al. 2023)	47.4	54.4	58.5	64.5	66.5	33.7	38.2	43.5	48.3	52.4	43.8	48.9	53.3	58.1	60.0
DeFRCN (Qiao et al. 2021)	40.2	53.6	58.2	63.6	66.5	29.5	39.7	43.4	48.1	52.8	35.0	38.3	52.9	57.7	60.8
SFOT (Ours)	47.9	60.4	62.7	67.3	69.1	32.4	41.2	45.7	50.2	54.0	43.5	54.1	56.9	60.6	62.5

Table 1: Few-shot object detection performance (nAP50) on the PASCAL VOC dataset. Note that we report the averaged result over 10 runs. The best performance is marked in **boldface**.

Experimental Results & Discussion

Experimental Settings

Datasets. We evaluate our method on two widely-used few-shot object detection benchmarks: PASCAL VOC (Everingham et al. 2010, 2015) and MS COCO (Lin et al. 2014). To fairly compare with other methods, we follow the setup from DeFRCN (Qiao et al. 2021). For PASCAL VOC, the dataset is considered a standard benchmark of few-shot object detection. The whole dataset consists of 20 classes and is partitioned into three different sets. There are five classes for the novel set and 15 remaining ones for the base set. We use the same novel/base classes for a fair comparison. Each set holds $K \in \{1, 2, 3, 5, 10\}$ instances of both base and novel classes. Regarding MS COCO, the dataset is a more challenging benchmark of FSOD. In few-shot object detection setting, 80 classes of MS COCO are divided into 60 classes for the base set and 20 classes for the novel set.

Evaluation Setting. We adopt the evaluation protocols for generalized few-shot object detection of DeFRCN (Qiao et al. 2021) to consider the effectiveness of our approach. This provides a comprehensive evaluation of the performance of the few-shot detector in both base and novel classes. Following the standard benchmark (Zhang and Wang 2021; Qiao et al. 2021; Han et al. 2022a), we report AP50 on all three sets; and AP and AP75 for more detailed discussion in novel set 1. For MS COCO, we report AP50. The main results are averaged over 10 repeated runs with different random seeds.

Implementation Details

Hyper-parameter Settings. In the first base training phase, we use the SGD optimizer with the hyper-parameters mentioned in DeFRCN (Qiao et al. 2021). In the feature generator training, we freeze all the layers of $|C_b|$ -class detector. We use the learning rate of 0.02 and the batch size of

64 and set $\beta = 0.1$, $T = 16$, $S = 128$. On PASCAL VOC, we train our generator G with 1000 iterations and decay the learning rate by 0.1 ratios at 250 and 750 iterations. On MS COCO, generator G is trained with 1500 iterations and the learning rate decay at 300 and 1200 iterations. In fine-tuning stage, we set $\alpha = 0.01$ in Equation (4), $T = 512$ and $K = 32$. We only train two last layers like TFA (Wang et al. 2020) (classifier and box-regressor), other training hyper-parameters are set as the default of baseline. We also adopt the evaluation procedure mentioned in (Qiao et al. 2021) to fairly compare with existing methods.

Model Architecture. Our detector adopts Faster R-CNN (Ren et al. 2016) settings like DeFRCN (Qiao et al. 2021). In the fine-tuning stage, we use cosine classifier (Wang et al. 2020) to be consistent with the optimal transport problem, which is based on the cosine distance. The feature generator G architecture consists of fully-connected (FC) layers with ReLU/Leaky ReLU.

Comparison with SOTA Methods

Results on PASCAL VOC. We report the performance in terms of AP50 in Table 1. Generally, our proposed method outperforms the existing methods in all FSOD settings of PASCAL VOC. Particularly, we averagely improve 4.1%, 2.2%, and 4.2% in novel set 1, 2, and 3, respectively.

In novel set 1, SFOT outperforms all baselines with a large margin. We particularly enhance the generalization of $|C|$ -class detector in the context of extremely scarce labeled data, achieving 47.7% (improved 6.3%) in 1-shot and 60.4% in 2-shot (improved 5.1%). In the recent work, Zhang *et al.* (Zhang and Wang 2021) also generate synthetic samples, but only improve the performance in the context of extremely scarce data. The reason is that they only use the pretrained classifier which is fine-tuned on novel classes with few samples to create synthetic features. Therefore, their models

Method	bAP	bAP50	bAP75	nAP	nAP50	nAP75
Base model	54.6	80.5	60.1	-	-	-
1-shot						
DeFRCN	48.1	75.2	53.0	23.0	41.6	23.1
SFOT	50.4	78.0	55.6	26.1	47.9	25.2
3-shot						
DeFRCN	48.8	76.0	53.5	34.4	59.6	34.6
SFOT	51.2	78.2	56.6	35.9	62.7	35.7
10-shot						
DeFRCN	49.8	76.4	54.8	39.2	66.0	40.7
SFOT	51.6	78.1	57.0	41.2	69.1	42.7

Table 2: The performance of base classes and novel classes on Novel Set 1 of VOC dataset. We re-implement the results of our baseline DeFRCN (Qiao et al. 2021) and report the averaged result over 10 runs.

Method	1	2	10
FSRW (Kang et al. 2019)	-	-	12.3
MetaDet (Wang, Ramanan, and Hebert 2019)	-	-	14.6
Meta R-CNN (Yan et al. 2019)	-	-	19.1
TFA w/ fc (Wang et al. 2020)	5.7	8.5	19.2
TFA w/ cos (Wang et al. 2020)	5.8	8.3	19.1
Xiao et al. (Xiao and Marlet 2020)	8.9	13.3	25.6
MPSR (Wu et al. 2020)	4.1	6.3	17.9
Fan et al. (Fan et al. 2020)	9.1	14.0	20.7
SRR-FSD (Zhu et al. 2021)	-	-	23.0
TFA + Halluc (Zhang and Wang 2021)	7.5	9.9	-
CoRPNs + Halluc (Zhang and Wang 2021)	6.5	9.0	-
FSCE (Sun et al. 2021)	-	-	-
Meta Faster R-CNN (Han et al. 2022a)	10.7	16.3	25.7
DeFRCN (Qiao et al. 2021)	9.5	16.3	29.6
SFOT (Ours)	13.0	19.3	29.8

Table 3: Few-shot object detection performance (nAP50) on MS COCO dataset. Note that we report the averaged result over 10 runs. The best performance is marked in boldface.

are overfitting novel classes, and there is no significant improvement when there exist more training data. Meanwhile, we improve the generalization of FSOD detectors (averaged 2.8% for 2+ shots in all three sets) when more training labeled data are available. These results demonstrate the effectiveness of our generator in few-shot object detection, which can leverage the variations on base classes to productively create synthetic features on novel classes. Therefore, it could enhance the performance of the FSOD models in novel classes. This situation also occurs during experiments in novel set 3 of PASCAL VOC, namely, surpassing 1.4% – 7.9% when compared to DeFRCN (Qiao et al. 2021).

We additionally show the effectiveness of our method SFOT in comparison with the DeFRCN baseline in Table 2. We present the performance in three common metrics including AP, AP50, and a stricter metric - AP75 in both novel and base classes. The results show that in addition to improving the results in novel classes, SFOT also maintains the good performance of methods in base classes. Specifically, in terms of AP, we get better results (improved 1.0% – 3.1%) in novel classes and especially improve by about 2% performance in base classes. Besides, our method could recreate

Method	bAPs	bAPm	bAPl	nAPs	nAPm	nAPl
DeFRCN	14.1	34.7	44.0	1.1	3.6	8.7
SFOT	17.2	37.8	47.2	2.2	6.1	9.6

Table 4: Additional results following the size of the objects of base and novel classes in MS COCO.

the former distribution better when there exist more training data. Note that the ineffective synthetic features could harm both novel and base classes. The previous work (Zhang and Wang 2021) can create effective features for the novel classes, but it also reduces the performance of baseline models on base classes. Therefore, SFOT is better than the previous method for both base classes C_b and novel classes C_n via the given empirical evidence. The reason is that our generator captures the distribution of classes instead of each individual in a specific class to effectively generate synthetic features.

Results on MS COCO. We conduct the experiment on MS COCO dataset and report the novel performance (nAP50) of all FSOD methods in Table 3. As shown in the table, our SFOT surpasses all baselines to achieve the state-of-the-art performance for all settings, namely, 1-shot, 2-shot, and 10-shot. In particular, our method significantly outperforms the most recent method, Meta Faster R-CNN (Han et al. 2022a), by a large margin. In particular, when data is extremely scarce (i.e., 1-, 2-shot), our method drastically improves the results of the baseline DeFRCN (Qiao et al. 2021).

In addition, we provide the evaluations on the size of objects in Table 4. The results in 1-shot show that SFOT surpasses comprehensively in comparison with DeFRCN (Qiao et al. 2021) in the context of limited available data. As can be seen from the Table, our approach improves DeFRCN baseline not only on large-, medium- and small-size objects on novel classes but also on base classes as well. Specifically, our model get averaged results of 17.2% bAPs, 37.8% bAPm, and 47.2% API, with an improvement of 3.1%, 3.1%, and 3.2% compared to DeFRCN (Qiao et al. 2021). One possible reason is that our generator can learn the concept of objects of various sizes in base classes via OT loss function mentioned in Equation (3). Therefore, the module can leverage the size information to create synthetic features for novel and base objects during the fine-tuning stage.

MS COCO to PASCAL VOC. Following the previous method (Zhu et al. 2021; Qiao et al. 2021), we conduct experiments on the cross-domain setting. SFOT achieves the best performance with 60.0% in Table 5, demonstrating our method has better generality in the cross-domain situations.

Qualitative Results. We visualize the detection results of 2-shot of MS COCO in Figure 3. As seen in the figure, our proposed method can well detect various objects in various

Method	Meta R-CNN	MPSR	SRR-FSD	DeFRCN	SFOT
mAP50	37.4	42.3	44.5	55.9	60.0

Table 5: 10-shot cross-domain performance in VOC.




Figure 3: Illustration results of SFOT on 2-shot of MS COCO. The green round rectangle demonstrates good cases of our approach while the red round rectangle illustrates failure cases.

				Method	AP	AP50	AP75
Method	nAP	nAP50	nAP75	L2	32.3	57.6	32.0
FC w/ cos	32.5	57.7	32.1	KL	32.9	58.6	32.8
SFOT w/cos	33.8	60.4	33.1	Our OT	33.8	60.4	33.1

(a) Cosine classifier

(b) Generation loss functions.

Table 6: Ablation experiments about the cosine classifier and generation loss function on 2-shot of Novel Set 1 in VOC.

sizes of both novel and base classes. However, SFOT has several failure cases as well. There exist overlapping bounding boxes in the same object. Especially, the detection of persons is often inaccurate due to the large variety, and people are often obscured by other objects.

Ablation Study

Efficient for our feature generator with cosine classifier.

We further evaluate the cosine classifier with and without our generator in Table 6a. The results show that our feature generator, which is based on the cosine distance, achieves significant performance on PASCAL VOC. Specifically, our method improves by around 3% in AP50 of novel classes and it also boosts the performance of base classes.

The impact of K . we report the impact of hyper-parameters K of our method in Table 7 where we utilize the same $T = 512$ for both generator training and fine-tuning stage to conduct novel AP. We observe that nAP increases when K rises and peaks at 26.08, with $K = 32$.

K	4	8	16	32	64	128
nAP	25.05	25.04	25.26	26.08	25.42	25.43

Table 7: Ablation hyper-parameters K . We report novel performance of 1-shot of Novel Set 1 in PASCAL VOC.

Method	1-shot	5-shot
TFA/TFA+SFOT	37.3/39.9	43.9/45.3

Table 8: nAP50 of TFA, TFA+SFOT on Novel Set 1 in VOC.

Generator loss function. Our method could use different loss functions such as L2 or KL to match the distribution between real features and synthetic features. In Table 6b, we provide ablation results about generation loss functions and it shows that our OT achieves outstanding performance.

Universal model. Our method could apply to other FSOD methods. For instance, we combine our method with TFA (Wang et al. 2020) and report results in Table 8. SFOT can improve TFA by about 2%.

Conclusion

In this paper, we present a new method to tackle FSOD via generating synthetic samples. In particular, we estimate the distribution matching between real and synthetic samples via tackling the optimal transport problem with clustering method to effectively train the feature generator. Our model simulates the base distribution to beneficially create syn-

thetic features and enhance the generalization of detectors when training data is insufficient. Our model simulates the base distribution to beneficially create synthetic features and enhance the generalization of detectors when training data is insufficient, which is demonstrated by empirical evidence on two benchmarks.

References

- Arthur, D.; and Vassilvitskii, S. 2006. k-means++: The advantages of careful seeding. Technical report, Stanford.
- Benamou, J.-D.; Carlier, G.; Cuturi, M.; Nenna, L.; and Peyré, G. 2015. Iterative Bregman projections for regularized transportation problems. *SIAM Journal on Scientific Computing*, 37(2): A1111–A1138.
- Cuturi, M. 2013. Sinkhorn distances: Lightspeed computation of optimal transport. *Advances in neural information processing systems*, 26.
- Everingham, M.; Eslami, S. A.; Van Gool, L.; Williams, C. K.; Winn, J.; and Zisserman, A. 2015. The pascal visual object classes challenge: A retrospective. *International Journal of Computer Vision*, 111(1).
- Everingham, M.; Van Gool, L.; Williams, C. K.; Winn, J.; and Zisserman, A. 2010. The pascal visual object classes (voc) challenge. *International Journal of Computer Vision*, 88(2).
- Fan, Q.; Zhuo, W.; Tang, C.-K.; and Tai, Y.-W. 2020. Few-shot object detection with attention-RPN and multi-relation detector. In *Proceedings of the IEEE/CVF Conference on Computer Vision and Pattern Recognition (CVPR)*.
- Ge, Z.; Liu, S.; Li, Z.; Yoshie, O.; and Sun, J. 2021. Ota: Optimal transport assignment for object detection. In *Proceedings of the IEEE/CVF Conference on Computer Vision and Pattern Recognition*, 303–312.
- Han, G.; He, Y.; Huang, S.; Ma, J.; and Chang, S.-F. 2021. Query adaptive few-shot object detection with heterogeneous graph convolutional networks. In *Proceedings of the IEEE/CVF International Conference on Computer Vision*, 3263–3272.
- Han, G.; Huang, S.; Ma, J.; He, Y.; and Chang, S.-F. 2022a. Meta faster r-cnn: Towards accurate few-shot object detection with attentive feature alignment. In *Proceedings of the AAAI Conference on Artificial Intelligence*, volume 36, 780–789.
- Han, G.; Ma, J.; Huang, S.; Chen, L.; and Chang, S.-F. 2022b. Few-shot object detection with fully cross-transformer. In *Proceedings of the IEEE/CVF Conference on Computer Vision and Pattern Recognition*, 5321–5330.
- Han, J.; Ren, Y.; Ding, J.; Yan, K.; and Xia, G.-S. 2023. Few-shot object detection via variational feature aggregation. *arXiv preprint arXiv:2301.13411*.
- Hu, H.; Bai, S.; Li, A.; Cui, J.; and Wang, L. 2021. Dense Relation Distillation with Context-aware Aggregation for Few-Shot Object Detection. In *Proceedings of the IEEE/CVF Conference on Computer Vision and Pattern Recognition (CVPR)*.
- Kang, B.; Liu, Z.; Wang, X.; Yu, F.; Feng, J.; and Darrell, T. 2019. Few-shot object detection via feature reweighting. In *Proceedings of the IEEE/CVF International Conference on Computer Vision (ICCV)*.
- Kaul, P.; Xie, W.; and Zisserman, A. 2022. Label, verify, correct: A simple few shot object detection method. In *Proceedings of the IEEE/CVF conference on computer vision and pattern recognition*, 14237–14247.
- Khandelwal, S.; Goyal, R.; and Sigal, L. 2021. UniT: Unified Knowledge Transfer for Any-shot Object Detection and Segmentation. In *Proceedings of the IEEE/CVF Conference on Computer Vision and Pattern Recognition (CVPR)*.
- Le, T.; Nguyen, T.; Phung, D.; and Nguyen, V. A. 2022. Sobolev Transport: A Scalable Metric for Probability Measures with Graph Metrics. In *International Conference on Artificial Intelligence and Statistics*, 9844–9868. PMLR.
- Le, T.; Yamada, M.; Fukumizu, K.; and Cuturi, M. 2019. Tree-sliced variants of Wasserstein distances. *Advances in neural information processing systems*, 32.
- Li, A.; and Li, Z. 2021. Transformation Invariant Few-Shot Object Detection. In *Proceedings of the IEEE/CVF Conference on Computer Vision and Pattern Recognition (CVPR)*.
- Li, B.; Yang, B.; Liu, C.; Liu, F.; Ji, R.; and Ye, Q. 2021. Beyond Max-Margin: Class Margin Equilibrium for Few-shot Object Detection. In *Proceedings of the IEEE/CVF Conference on Computer Vision and Pattern Recognition (CVPR)*.
- Li, J.; Zhang, Y.; Qiang, W.; Si, L.; Jiao, C.; Hu, X.; Zheng, C.; and Sun, F. 2023. Disentangle and Reremerge: Interventional Knowledge Distillation for Few-Shot Object Detection from a Conditional Causal Perspective. In *Proceedings of the AAAI Conference on Artificial Intelligence*, volume 37, 1323–1333.
- Lin, T.-Y.; Maire, M.; Belongie, S.; Hays, J.; Perona, P.; Ramanan, D.; Dollár, P.; and Zitnick, C. L. 2014. Microsoft coco: Common objects in context. In *European conference on computer vision (ECCV)*.
- Liu, W.; Anguelov, D.; Erhan, D.; Szegedy, C.; Reed, S.; Fu, C.-Y.; and Berg, A. C. 2016. Ssd: Single shot multibox detector. In *European conference on computer vision*, 21–37. Springer.
- Lu, X.; Diao, W.; Mao, Y.; Li, J.; Wang, P.; Sun, X.; and Fu, K. 2023. Breaking Immutable: Information-Coupled Prototype Elaboration for Few-Shot Object Detection. In *Proceedings of the AAAI Conference on Artificial Intelligence*, volume 37, 1844–1852.
- Qiao, L.; Zhao, Y.; Li, Z.; Qiu, X.; Wu, J.; and Zhang, C. 2021. Defrcn: Decoupled faster r-cnn for few-shot object detection. In *Proceedings of the IEEE/CVF International Conference on Computer Vision*, 8681–8690.
- Rabin, J.; Peyré, G.; Delon, J.; and Bernot, M. 2011. Wasserstein barycenter and its application to texture mixing. In *International Conference on Scale Space and Variational Methods in Computer Vision*, 435–446. Springer.
- Redmon, J.; Divvala, S.; Girshick, R.; and Farhadi, A. 2016. You only look once: Unified, real-time object detection. In *Proceedings of the IEEE conference on computer vision and pattern recognition*, 779–788.

- Ren, S.; He, K.; Girshick, R.; and Sun, J. 2016. Faster R-CNN: towards real-time object detection with region proposal networks. *IEEE transactions on pattern analysis and machine intelligence*, 39(6): 1137–1149.
- Saleh, M.; Wu, S.-C.; Cosmo, L.; Navab, N.; Busam, B.; and Tombari, F. 2022. Bending Graphs: Hierarchical Shape Matching using Gated Optimal Transport. In *Proceedings of the IEEE/CVF Conference on Computer Vision and Pattern Recognition*, 11757–11767.
- Salimans, T.; Zhang, H.; Radford, A.; and Metaxas, D. 2018. Improving GANs using optimal transport. *arXiv preprint arXiv:1803.05573*.
- Scetbon, M.; Cuturi, M.; and Peyré, G. 2021. Low-rank sinkhorn factorization. In *International Conference on Machine Learning*, 9344–9354.
- Sun, B.; Li, B.; Cai, S.; Yuan, Y.; and Zhang, C. 2021. Fsce: Few-shot object detection via contrastive proposal encoding. In *Proceedings of the IEEE/CVF Conference on Computer Vision and Pattern Recognition*, 7352–7362.
- Villani, C. 2003. *Topics in optimal transportation*, volume 58. American Mathematical Soc.
- Villani, C. 2009. *Optimal transport: old and new*, volume 338. Springer.
- Wang, W.; Xu, H.; Wang, G.; Wang, W.; and Carin, L. 2021. Zero-shot recognition via optimal transport. In *Proceedings of the IEEE/CVF Winter Conference on Applications of Computer Vision*, 3471–3481.
- Wang, X.; Huang, T. E.; Darrell, T.; Gonzalez, J. E.; and Yu, F. 2020. Frustratingly Simple Few-Shot Object Detection. In *ICML*.
- Wang, Y.-X.; Ramanan, D.; and Hebert, M. 2019. Meta-learning to detect rare objects. In *Proceedings of the IEEE/CVF International Conference on Computer Vision (ICCV)*.
- Wu, B.; Cheng, R.; Zhang, P.; Vajda, P.; and Gonzalez, J. E. 2021. Data Efficient Language-supervised Zero-shot Recognition with Optimal Transport Distillation. *arXiv preprint arXiv:2112.09445*.
- Wu, J.; Liu, S.; Huang, D.; and Wang, Y. 2020. Multi-scale positive sample refinement for few-shot object detection. In *European conference on computer vision*, 456–472. Springer.
- Xiao, Y.; and Marlet, R. 2020. Few-shot object detection and viewpoint estimation for objects in the wild. In *European conference on computer vision*, 192–210. Springer.
- Xu, L.; Sun, H.; and Liu, Y. 2019. Learning with batch-wise optimal transport loss for 3d shape recognition. In *Proceedings of the IEEE/CVF Conference on Computer Vision and Pattern Recognition*, 3333–3342.
- Yan, X.; Chen, Z.; Xu, A.; Wang, X.; Liang, X.; and Lin, L. 2019. Meta r-cnn: Towards general solver for instance-level low-shot learning. In *Proceedings of the IEEE/CVF International Conference on Computer Vision (ICCV)*.
- Yurochkin, M.; Claiici, S.; Chien, E.; Mirzazadeh, F.; and Solomon, J. M. 2019. Hierarchical optimal transport for document representation. *Advances in neural information processing systems*, 32.
- Zhang, G.; Luo, Z.; Cui, K.; and Lu, S. 2021. Meta-detr: Image-level few-shot object detection with inter-class correlation exploitation. *arXiv preprint arXiv:2103.11731*.
- Zhang, S.; Wang, L.; Murray, N.; and Koniusz, P. 2022. Kernelized Few-Shot Object Detection With Efficient Integral Aggregation. In *Proceedings of the IEEE/CVF Conference on Computer Vision and Pattern Recognition*, 19207–19216.
- Zhang, W.; and Wang, Y.-X. 2021. Hallucination improves few-shot object detection. In *Proceedings of the IEEE/CVF Conference on Computer Vision and Pattern Recognition*, 13008–13017.
- Zhu, C.; Chen, F.; Ahmed, U.; Shen, Z.; and Savvides, M. 2021. Semantic relation reasoning for shot-stable few-shot object detection. In *Proceedings of the IEEE/CVF Conference on Computer Vision and Pattern Recognition (CVPR)*.