

Domain-based user embedding for competing events on social media

Wentao Xu

Department of Communication of Science and Technology
University of Science and Technology of China
myrainbowandsky@gmail.com

Kazutoshi Sasahara

School of Environment and Society
Tokyo Institute of Technology, Japan
sasahara.k.aa@m.titech.ac.jp

August 31, 2023

Abstract

Online social networks offer vast opportunities for computational social science, but effective user embedding is crucial for downstream tasks. Traditionally, researchers have used pre-defined network-based user features, such as degree, and centrality measures, and/or content-based features, such as posts and reposts. However, these measures may not capture the complex characteristics of social media users. In this study, we propose a user embedding method based on the URL domain co-occurrence network, which is simple but effective for representing social media users in competing events. We assessed the performance of this method in binary classification tasks using benchmark datasets that included Twitter users related to COVID-19 infodemic topics (QAnon, Biden, Ivermectin). Our results revealed that user embeddings generated directly from the retweet network, and those based on language, performed below expectations. In contrast, our domain-based embeddings outperformed these methods while reducing computation time. These findings suggest that the domain-based user embedding can serve as an effective tool to characterize social media users participating in competing events, such as political campaigns and public health crises.

1 Introduction

In the natural language processing (NLP) area, embedding is a technique of representing words in vector spaces. Technically, the embedding obtains a low-dimensional representation from high-dimensional or unstructured data. The embedding technique

has evolved into a representation umbrella including various techniques such as node embeddings [1], knowledge graph embeddings [2], and social media-based user embeddings [3]. Embedding has become one of the most popular machine learning methods used in social science research [4]. For example, Word2Vec [5] is a well-known word embedding method and widely used for “text-as-data” research, such as analysis of cultures [6], text classification [7] and topic evolution [8]. Given text data, Word2Vec converts it to an n -dimensional vector so that semantically similar words can be clustered closely in a latent space.

Usually, embedding can be created not only from latent features of text data but also from node relations in a graph [9, 10, 11, 12] and pixel relations in an image [13, 14, 15], and node relations in a network [16, 17, 18]. These techniques help researchers in computational social science to analyze the learned latent features of social media data.

In social networking services (SNSs), users are characterized by their individual and network attributes. In such a case, user embedding is an effective unsupervised machine learning method for extracting concise latent user representations from raw social media objects including text, images and retweets [3, 19]. The user embedding helps computational social scientists comprehend and portray online behavioral studies, and apply them to broad downstream tasks in computational social science, including microblog recommendation [20], fraudster detection [21], mobile phone user profiling [22], and hate speech detection [23]. In addition, user embeddings can be widely used in real-world applications, such as video, app recommendations and search ranking in YouTube [24, 25], Google Play [26] and Airbnb [27], respectively.

There are different kinds of implementations for obtaining embeddings. [28] used singular value decomposition (SVD) for embedding user attributes, ranging from sexual orientation to intelligence. The Word2Vec was used to predict users’ occupational class [29] and political leaning [30]. Both prediction-based methods, such as Word2Vec, Doc2Vec [31] and LSTM [32], and count-based methods, such as PCA [33], SVD [34, 29, 35], LDA [35] and GloVe [36] have been used for generating context-based user embeddings. Recent research used the language model BERT to embed social network users [37]. In addition, Longformer, a derivative of BERT, which is able to cope with longer contents than BERT, was used in a multi-view user embedding in the study to understand the motivation of Twitter users to choose lifestyles. Because BERT-like models train contextualized vectors, these models allow us to quantify different meanings of the same word in different sentences. However, there are issues of BERT-like models, including difficulty in fine-tuning [38], huge parameters [39, 40], computational complexity [41], environment-not-friendly [42, 43] and reproducibility [44]. Therefore, user embedding should be balanced between accuracy and computational complexity.

Considering the current research landscape, a gap remains in devising a straightforward yet effective method for embedding social media users. In this study, we explore whether the conventional approach, which will be discussed in the following section, can be refined to contextualize more aptly social media users within a retweet network featuring competing clusters. Specifically, we propose incorporating URL domain co-occurrences into the user embedding objective. To test this idea, we compared the proposed model to various models including one that uses the text user embeddings

obtained from a recent attention-based Longformer architecture [45]. The proposed the domain-based user embedding approach outperformed the previous methods while reducing computational complexity in competing social events. Additionally, our method has the advantage of measuring user similarity, which traditional community detection methods cannot achieve.

2 Related work

Here we review two elemental algorithms used in the study. Our model uses network embedding, while the other uses network and/or content embedding for comparison.

2.1 Network Embedding

DeepWalk [46] is a well-known Skip-Gram [5] node embedding approach. Based on random walks, DeepWalk learns latent representations of vertices in a network. It begins by generating brief random walks. Each random walk is considered as a sentence’s succession of words. DeepWalk then uses the skip-gram in Word2Vec to discover a vertex’s latent representation. node2vec is a more general method after DeepWalk, and thus we used this as an elemental method. node2vec learns the vertex representation using the Skip-Gram model given a collection of nearby vertices produced by a biased random walk. node2vec [1] differs from DeepWalk in the modification that leverages a biased random walk to interpolate between breadth-first search (BFS) and depth-first search (DFS). This unique strategy balances the embedding between homophily and structural equivalence. In this way, node2vec can better retain both second-order and high-order closeness using biased random walks. The co-occurrence network is able to show similarity statistical connection of users, words and hashtags. In this study, co-occurrence network strategy is used in the user embedding. The biased search strategy α is covered by

$$\alpha = \begin{cases} \frac{1}{p} & \text{if } q > 1, \text{ then DFS} \\ 1 & \text{DeepWalk equivalently} \\ \frac{1}{q} & \text{if } q < 1, \text{ then BFS} \end{cases}$$

The fundamental idea behind node embedding is dimension reduction for a large-scale of nodes. Node embeddings are usually used in three areas: node prediction and clustering, node visualization and link prediction.

Unsupervised node embedding algorithms have been extensively studied, and these methods are trying to learn local and global network latent structural features to represent node embeddings in a social network. Although one cannot pick up the “best” method at first glance and they are usually task-specific, the most recent research of complex networks embedding test [47] argued that: “If one needs to pick one (node) embedding algorithm before running the experiments, then node2vec is the best choice as it performed best in our tests.” In this study, node2vec was selected for calculating node embedding in our proposed model and baseline model.

2.2 Content Embedding

In addition to network features, text features may be important for generating user embedding. We tested this idea by comparing it to our model. In this study, we chose a variant of Transformer [48] called Longformer as the major component of the baseline model [49] (trained from RoBERTa [50] weights). Longformer has maximum position embeddings of up to 4096 tokens. The advantage makes Longformer as the basic model in the study, which allows us to model all retweeted Web articles at once. It can collect signals from an adjacent post via a sliding window-based attention mechanism, and because of the stacked layers, it has a broad receptive field, similar to stacked CNNs [41]. Longformer uses a combination of a sliding window (local) attention and global attention. The global attention is set on a few pre-selected input locations. According to [49], we make the global attention operation symmetric, which means that a token with global attention attends to all tokens in the sequence, and all tokens in the sequence attend to it. This special attention mechanism reduces the computational complexity, while keeping high attention performance.

3 Data and Methods

3.1 Data

Over a 24-month period between February 20, 2020 and February 28, 2022, we used the Twitter Search API to collect tweets by querying COVID-19-related keywords: “corona virus,” “coronavirus,” “covid19,” “2019-nCoV,” “SARS-CoV-2,” and “wuhannepneumonia.” The properties of the users involved in the tweets, including bot scores, were harvested in our previous published research [51, 52]. Bot score is a probability to evaluate how likely a Twitter user is to be a social bot, which is calculated by Botometer v4 [53].

This dataset is named the “COVID-19 tweet dataset.” To show the performance consistency of our proposed method, we focused on three topics as competing events: “QAnon,” “Biden,” and “Ivermectine.” “QAnon” is a conspiracy theory topic. “Biden” is a political topic, and “Ivermectin” is a fake-coronavirus-cure topic. We repurposed the COVID-19 tweet dataset by extracting “QAnon,” “Biden” and “Ivermectin” topic-related tweets for our study. Table 1 show a statistical summary of these topic-related tweets.

Table 1: Statistics of the selected topics

Topic	#nodes	#edges	keywords
QAnon	141,334	259,327	QAnon, deep state
Biden	29,0504	503,489	Biden, Joe Biden
Ivermectin	23,047	24,993	Ivermectin

3.2 Data pre-processing

As explained later, two of the baseline models we used for comparison purposes have linguistic features to construct user embeddings. To achieve this, preprocessing text is essential to save computing time and resources and to increase accuracy. Since language models are case-sensitive, all the text data were converted to be lower-case.

Email addresses, punctuation, numbers, currency symbols, the “re” prefix included in any retweet objects were also removed to improve accuracy. To remove the association relationship between hashtags and text objects, all hashtags were removed as well. To compare the latent features of texts and retweeted Web articles for the baseline, only tweets that comprise non-null value in both text objects and retweeted objects were maintained. Consequently, the size of the training data is 274, 1000 and 582 for the QAnon, Biden and Ivermectin topics, respectively, as shown in Table 3. These pre-processed data were then fed into the Longformer-based approach, which was used as a baseline model for comparison.

3.3 Louvain clustering as reference

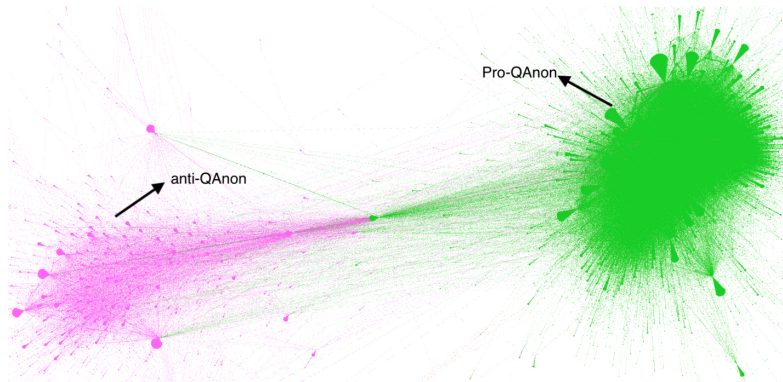
It is widely known that on controversial topics, social ties are often divided between those in favor of it and those opposed to it, exhibiting an echo chamber structure [54]. Echo chambers are typical cases of competing user clusters, which are often identified by using the Louvain algorithm, a modularity-based community detection method [55]. Therefore, we use Louvain clustering results as references; that is, binary labels for two competing communities: pro- X and anti- X , where X is QAnon, Biden, and Ivermectin, in order to evaluate the embedding results in our study.

For this, we use a retweet network. A retweet is an important information-sharing behavior by which followers can receive messages from their favorite influencers immediately. A retweet can be both a productive, communicative tool and a selfish act of an attention seeker [56]. [57, 58, 59] considered that a user’s contextual information (e.g., social network topology, tweet content, URLs) affects the retweet behavior. Thus, a retweet network is used to label users in competing clusters.

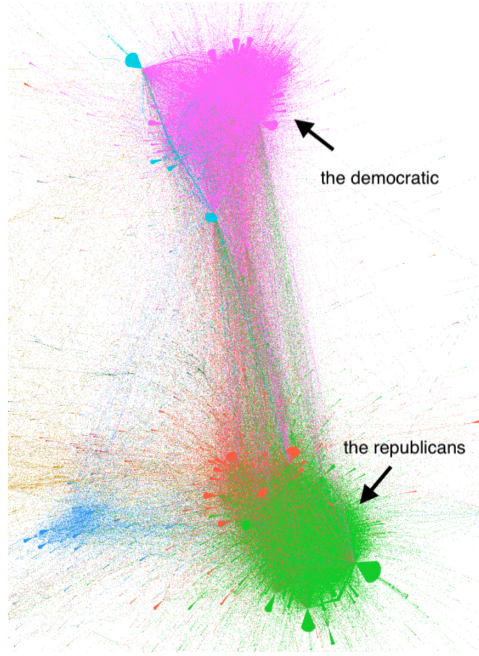
Our study relies on the data and user labels provided in our published papers [51, 52], in which user properties involved in the competing events had been revealed. As mentioned, the Louvain algorithm was applied to identify competing clusters of users in the retweet networks using the network analysis software Gephi [60]¹. Competing users were harvested from the retweet network when they related to the topics QAnon, Biden, and Ivermectin topics (Fig. 1). Users in each topic were segregated, such as pro-QAnon and anti-QAnon in Fig. 1(a), the Democratic and Republican users in Fig. 1(b), and Ivermectin-related misinformation and mainstream media users in Fig. 1(c), respectively. The user statistics of the three topics are shown in Table 2.

To obtain the semantic implications of user clusters, the profiles of the top three indgree users (i.e., many followers) were examined in each topic. In this way, two classes of competing users were obtained for each topic.

¹<https://gephi.org/>



(a) QAnon



(b) Biden



(c) Ivermectin

Figure 1: Retweet networks. (a) QAnon topic where greens are pro-QAnon users and magenta are the anti-QAnon users. (b) Biden topic, where green represent the Republican, and magenta the Democrats. (c) Ivermectin topic, where green are writers and mainstream news and magenta are users diffusing misinformation about Ivermectin.

Table 2: #Nodes

Topic	Cluster 1	Cluster 2
QAnon	103,305 (Pro-QAnon)	32,179 (Anti-QAnon)
Biden	104,504 (the democratic)	88,079 (the republicans)
Ivermectin	10,727 (Misinformation)	3,582 (Mainstream media and writers)

3.4 Domain-based User Embedding

Here we propose a simple approach that we refer to as “domain-based user embedding.” We assume that each Twitter user in a retweet network can be represented as a concatenated node vector. This method converts user characteristics using concatenated node2vec vectors, which are in turn suitable to be processed by a traditional two-layer neural network classifier. As shown in Fig. 2, the process consists of three steps: (1) the construction of a URL domain co-occurrence network, (2) user embedding obtained from the URL domain co-occurrence network (using node2vec), and (3) a comparison between binary classification results (using a two-layer neural network with dropout and ReLU) and Louvain clustering results (deemed as ground truth).

These processes are detailed below. In this method, two URL domains (i.e., information sources) were deemed as a co-occurrence if the same user retweeted both of them in a single tweet or distant tweets. Suppose one retweeted a post with `https://www.nytimes.com` and then retweeted another post with `https://www.washingtonpost.com`. In this case, `https://www.nytimes.com` and `https://www.washingtonpost.com` are deemed as a co-occurrence. Such domain co-occurrence information is considered a strong signal for user preference and thus is used for user embedding. We focused on the co-occurrence of domains for the following three reasons: (1) The co-occurrence similarity in statistical connections is often noticed in social media [61, 62]; (2) The co-occurrence similarity is able to better quantify message associations [63]; (3) Domains could be used for evaluating information sources [64]. Thus, the embedding latent feature of URL domain co-occurrences per user may be an appropriate signal of the user’s interest, stance, or position.

In our study, the domain was extracted from the retweeted URL in each retweet. Each short URL was expanded to the original URL and then a domain was extracted. For example, after the short url `on.rt.com` is expanded so, its original URL `rt.com` for “Russia Today” is obtained. We could not collect some of them when the URL was dead and no longer active.

The undirected and unweighted domain co-occurrence network is then constructed using the python library NetworkX and each user is labeled based on the Louvain method [55] as described in section 3.3. we do not consider edge weight in this study. For each user in the training dataset, we used node2vec to compute the their user embeddings, and forward to a linear layer to computer user representation. The user representations are then concatenated and is passed through a two-layer classifier, in which, the second linear layer with ReLU activation function. Dropout technique is used in the architecture to prevent from overfitting between connected network layers. The stochastic gradient descent over shuffled mini-batches with Adam learning

technique and cross-entropy objective function are used for binary classification. The architecture of our proposed model is shown in Fig. 2.

In addition, we used the following sources of information for comparing our model, including tweet texts, retweeted Web articles, and user retweet networks. Instead of using a joint-feature model [45], our proposed model employs only a single feature (i.e., domain co-occurrence) for user representation, which significantly reduces the computation complexity. Fig. 2 shows the overall architecture of our proposed model.

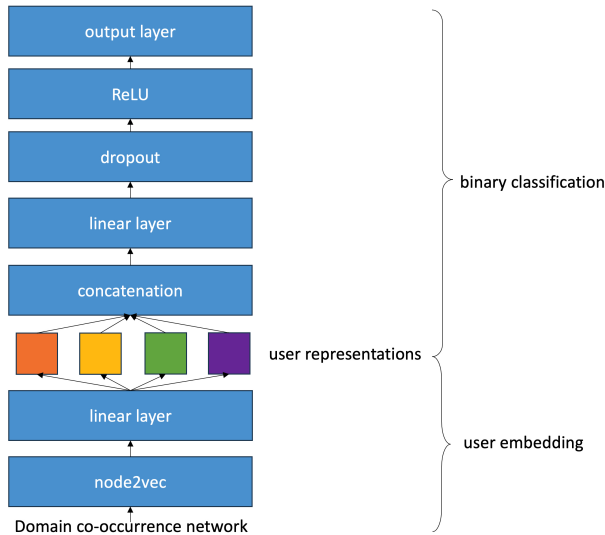


Figure 2: Architecture of our proposed model.

In this paper, we use `fastnode2vec`² to calculate `node2vec` embeddings for the co-occurrence network. The embedding vector of each user was calculated by concatenation of co-occurred domain patterns as mentioned above. Each user was unique in terms of its embedding. For each topic, the dataset was shuffled and split into training data (80%), validation data (10%), and test data (10%).

3.5 Baseline Models

As our baselines for comparisons, we used four models for user embedding: retweet network alone, tweet text alone, retweeted Web article, and hashtag co-occurrence network [52].

We used `node2vec` to obtain embedding representation from the retweet network alone and hashtag co-occurrence network. Recall that `node2vec` is considered to be the best choice while carrying out node embedding algorithms experiments. `node2vec` provides a simple framework for unsupervised representation learning on networks that can be applied to tasks like node classification, link prediction and visualization.

²<https://github.com/louisabraham/fastnode2vec>

The method can be scaled to large graphs using optimization techniques, parallelization, and efficient data structures, making it applicable to a wide range of real-world graph datasets. Node2vec considers the network topology without any node additional attributes. In addition, the computational complexity is not as high as the language model. Therefore, node2vec is used to obtain user embeddings of the retweet network and hashtag co-occurrence network.

For content-based models—tweet text and retweeted Web articles, a “longformer-base-4096” model started from the RoBERTa [50] checkpoint and pre-trained on long documents is used for calculating embeddings. The content-based embedding is then forwarded to stacked bidirectional LSTMs. Concatenating the forward and backward directions yields the latent representation of tweets. The baseline model employed a context-aware attention technique to assign significant words to the final linguistic representation [65].

As previous research showed [52], a hashtag co-occurrence network could be used as a method of topic representation, and different topics’ latent linguistic features could be clustered in different regions. We therefore employed concatenated hashtag-based user embeddings to represent each user involved in competing events.

In this model, hashtags in the text object were deemed as a co-occurrence if the same user included them in any of his/her tweets. Suppose one input “#QAnon” “#COVID19” in a tweet, and then input “#Biden” and “#COVID19” in another tweet. In this case, “#QAnon”, “#CCOVID19” and “#Biden” are deemed as co-occurred hashtags.

Above all, we generated user embeddings with the proposed domain-based user embedding and then compared them to the baseline models, including contextual embeddings for text and retweeted Web articles, hashtag-based embedding, and retweet network embedding. After that, as in Fig. 2, we used the 2-layer neural networks with dropout and ReLU for producing binary classification outputs; i.e., pro-X and anti-X, where X is QAnon, Biden, and Ivermectin. As mentioned in Section 3.1, to evaluate the proposed method comprehensively, we selected three categories of social media topics with different sizes. Again, QAnon is a conspiracy-theory topic, Biden is a political topic, and Ivermectin is a medical topic. Finally, we compared the binary classification results with Louvain clustering results (as ground truth labels).

The descriptive summary of training data by models is shown in Table 3.

Table 3: Training dataset description (# of nodes/users)

Topic	Domain-based user embedding	Hashtag-based user embedding	Text-based	Retweeted articles	Retweet networks
QAnon	292	794	1,000	274	1,000
Biden	1,000	1,000	1,000	1,000	1,000
Ivermectin	312	18	578	582	1,000

3.6 Evaluation

Node embedding binary classification is a fundamental task in network analysis that aims to predict the binary labels of nodes based on their learned embeddings. Accuracy, as a performance metric, gauges the effectiveness of classification algorithms in correctly assigning labels to nodes. This metric quantifies the proportion of correctly classified instances out of the total instances in the dataset. Accuracy is built upon the foundation of four fundamental classification outcomes: true positive (TP), true negative (TN), false positive (FP), and false negative (FN). These outcomes form the cornerstone of evaluating the predictive capabilities of node embeddings in binary classification scenarios. Again, we compared the binary classification results with Louvain clustering results (as ground truth labels).

If we take the QAnon topic for instance, TP instances might represent cases where the algorithm accurately identifies pro-QAnon instances as positive. This outcome underscores the model’s aptitude in distinguishing and classifying nodes with positive labels correctly. Conversely, TN instances might denote accurate identification of anti-QAnon instances as negative, underscoring the model’s precision in recognizing nodes with negative labels. On the other hand, FP instances might occur when anti-QAnon instances are incorrectly classified as pro-QAnon. This indicates the model’s propensity to produce erroneous positive predictions, potentially leading to misclassification. Conversely, FN instances materialize when pro-QAnon instances are erroneously assigned as anti-QAnon, highlighting the model’s inability to capture important patterns inherent in the data.

Accuracy is the percentage of the occurrences properly predicted to the total number of instances anticipated. It is calculable using the following formula:

$$\text{Accuracy} = \frac{TP + TN}{TP + TN + FP + FN}, \quad (1)$$

It is important to acknowledge that while accuracy is an essential metric, it might not be suitable for imbalanced datasets where one class vastly outnumbers the other. In such scenarios, an imbalanced distribution can lead to overly optimistic accuracy scores. In such cases, other metrics like macro-F1 score might provide a more nuanced understanding of classification performance. Since the two classes of label in each topic are balanced, we adopt macro-F1 score to evaluate the performance of our proposed model as well. To calculate the F1-score, we should take three steps: (1) calculate the precision and recall for pro-QAnon and anti-QAnon class, (2) calculate the F1 score for pro-QAnon and anti-QAnon class, and (3) calculate the macro-F1 score.

4 Results

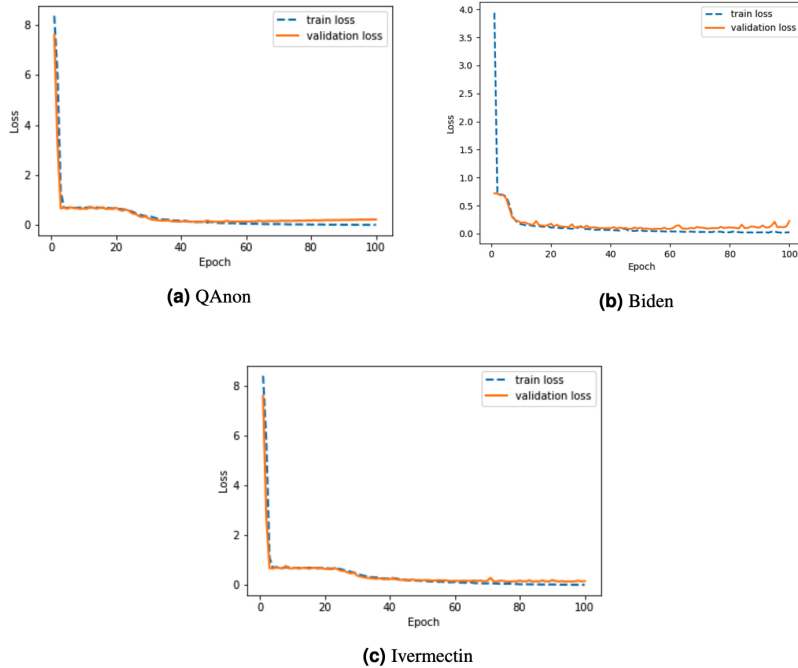


Figure 3: Learning curve of selected topics with the domain-based user embedding model for the (a) QAnon, (b) Biden, and (c) Ivermectin topics.

We first train our model and track the training and validation loss. Fig.3 shows the learning curves. The training loss and validation loss both gradually decrease. The learning curves indicate that our model was learning across the three topics. Then, we evaluate our method using validation data and test data using accuracy and macro-average F1-score (macro-F1), as mentioned in Section 3.6.

Table 4 shows the performance of the domain-based user embedding with the baseline models on the test dataset. Domain-based user embedding achieves the highest test accuracy (0.92, and 0.70 for the QAnon, Biden, and Ivermectin topics, respectively) and the highest macro-F1 scores (0.83, 0.79, and 0.52 for the QAnon, Biden, and Ivermectin topics, respectively). We did not obtain enough samples to carry out model evaluation for hashtag-based user embeddings in the Ivermectin topic. Hashtag-based user embeddings might not be suitable for scenarios, in which topics possess little co-occurred hashtags.

Adding a hashtag to a post or repost is a costly behavior (i.e., manually typing hashtags). By contrast, as a natural attribute of social media, a simple click of retweeting a post from media is usually accompanied by a URL and it is less costly.

Therefore, domain co-occurrence is more frequently observed; thus this nature is

ideal for constructing user embedding. In addition to the hashtag co-occurrence network, the retweet network alone might not work in the user classification as the test accuracies are equal to 0.54 across the three topics.

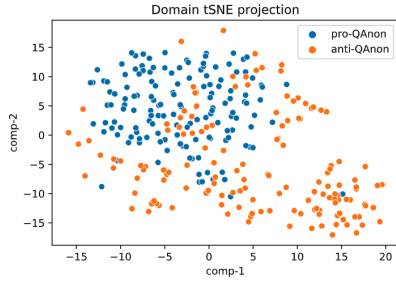
It is reported that linguistic features can be used to classify Twitter users [66, 67, 68]. Therefore, we expected that text-based information might be greatly helpful for user classification in competing events as well. However, during the linguistic feature evaluation extracted from text and retweeted Web articles, the overall performance of the baseline models was much worse than that of domain-based user embedding with only a few exceptions. It is noticed that retweeted Web articles on the Ivermectin topic reached an accuracy of 0.74, slightly higher than that of the domain-based user embedding (0.72), but its running time (3,487s) was 60 times longer than that of the later (57s). The lower efficiency of the baseline model might be ascribed to the parameters in the language model being so huge, indicating transformer structure might not always be an efficient component in a deep-learning algorithm.

Another notable application of network embedding is the generation of two-dimensional network visualizations. In other words, similarities between users (in our model, preferences of information sources) can be visualized as physical proximity in a 2D/3D scatter plot.

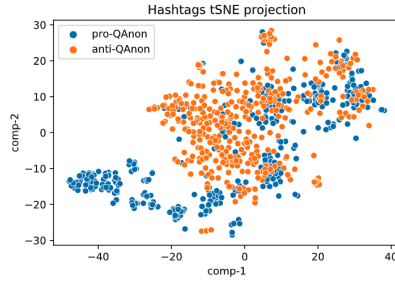
We demonstrated the user embedding visualizations related to QAnon, Biden, Ivermectin topics. As inputs to the t-SNE, we employed the low-dimensional network representations learned via various embedding approaches. Each user is represented as a point in a two-dimensional space. For users labeled as two categories that were determined by Louvain clustering (as mentioned in section 3.3), we used two colors on the corresponding points. Therefore, a desirable outcome is that points of the same hue (similar users) are close together and the points with different colors in the same region do not overlap.

Fig. 4 depicts the graphical representation of domain-based embedding and hashtag embedding. This graph shows that boundaries separating the two classes (blue and orange) with the domain-based user embedding are much clearer in Biden and QAnon topics. As our previous study showed [52], a hashtag co-occurrence network is able to represent topic relations. Therefore, we expected that the latent feature of a hashtag co-occurrence network might help classify users who support competing topics. However, the results of hashtag-based user embeddings are unsatisfactory due to the fact that points from the two categories are intermixed. The visualization of domain-based co-occurrence network embeddings is superior in terms of both group separation and border characteristics. The findings shown in Table 4 quantitatively reflect our method’s advantage in the user classification visualization. Clusters of the two categories are constructed for Ivermectin (Fig. 4c). In the middle, however, several users from the two categories are still jumbled together, with the majority on the right being mainstream users, while those on the left are misinformation-related users. Since few hashtags were harvested, hashtag co-occurrence networks could not be produced for Ivermectin. Regarding t-SNE visualizations, domain-based user embedding provides much clearer clusters than those by hashtag co-occurrence networks.

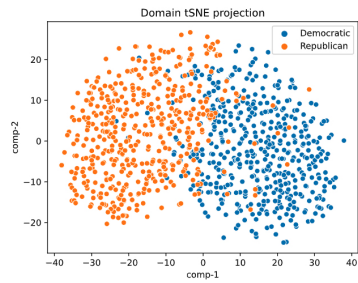
(a) QAnon domain co-occurrence network embedding



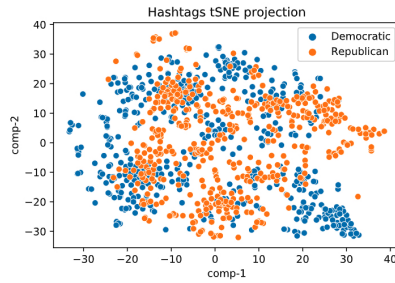
(b) QAnon hashtag co-occurrence network embedding



(c) Biden domain co-occurrence network embedding



(d) Biden hashtag co-occurrence network embedding



(e) Ivermectin domain co-occurrence network embedding

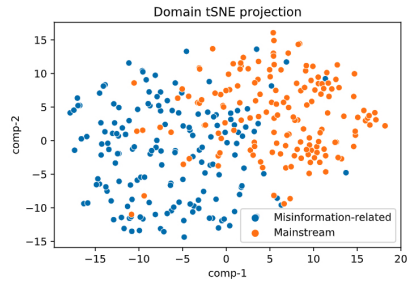


Figure 4: t-SNE visualization of domain-based and hashtag-based user embeddings: (a) and (b) for QAnon topic; (c) and (d) for Biden topic; (e) for Ivermectin topic (Hashtag-based user embedding is not shown).

Table 4: Model binary classification performance.

Topic	Feature	Val. Acc.	Test Acc.	Val. macro-F1	Test macro-F1
QAnon	Tweet text	0.67	0.65	0.53.	0.48
	Retweet network	0.5	0.54	0.47	0.49
	Retweeted articles	0.56	0.64	0.42	0.5
	Hashtag-based	0.82	0.85	0.56	0.66
	Domain-based	0.9	0.95	0.7	0.83
Biden	Tweet text	0.57	0.57	0.46	0.45
	Retweet network	0.5	0.54	0.48	0.49
	Retweeted articles	0.64	0.69	0.49	0.52
	Hashtag-based	0.79	0.73	0.53	0.5
	Domain-based	0.93	0.92	0.79	0.79
Ivermectin	Tweet text	0.53	0.55	0.46	0.41
	Retweet networks	0.5	0.54	0.48	0.49
	Retweeted articles	0.79	0.74	0.54	0.5
	Hashtag-based	/	/	/	/
	Domain-based	0.9	0.72	0.7	0.52

Discussion

We have shown how domain-based embedding outperformed baseline models while reducing computation time in three competing events: the conspiracy theory topic “QAnon,” the political topic “Biden,” and the misinformation topic “Ivermectin.” The domain-based user embedding could work on different topics with user networks of different sizes of orders of magnitude. In the QAnon and Biden topics, both the test-accuracy and macro-F1 scores of the proposed method are much higher than those of text and retweeted Web article embeddings. This could be explained by the possibility

that the QAnon conspiracy theory and the US election 2020 could share many common words related to former president Donald Trump, which might lower the distinguishability of users based on linguistic features. It is not rare that articles from mainstream domains and fake news domains could share many words in common, but the underlying stance is different. Furthermore, it is suggested here that linguistic features in retweeted Web articles should not be neglected, as the test accuracy of retweeted Web articles is higher than that of text in Biden and Ivermectin. Thus, in some cases or topics, it may be necessary to apply appropriate linguistic features before taking further steps to achieve more accuracy.

You may recall that we used each user’s ground truth label (e.g., pro-QAnon vs. anti-QAnon) created based on the modularity-based algorithm (Louvain method [55]). If we were to feed the retweet networks as is to node2vec to obtain embedding representations directly, the resulting classification accuracy would be far worse than those of the other baseline models. The poor performance could be due to the mechanism that the biased random walk sampling mechanism of node2vec only considers the network topology structure and does not include the node attribute information of the retweet network.

However, in the domain-based co-occurrence network, the possibility that a mainstream news domain co-occurs with a fake news domain is much lower; while mainstream (or fake) news domains are more likely to be co-occurred. This assumption could also explain the considerably higher test accuracy of hashtag co-occurrence network user embeddings based on node2vec. Therefore, the domain co-occurrence may be a better proxy for user preferences.

In a hashtag co-occurrence network, users of both sides could be represented by similar co-occurred hashtags, because it is much more common for users to attach as many hashtags as they would like to from both competing events. The hashtag distributions from both competing events might depend on the topics. However, there were not enough hashtags to train a classification model in Ivermectin and therefore it is not shown in Fig. 4. That is to say, the domain co-occurrence embeddings can be constructed in a topic with no substantial amounts of hashtags to generate for hashtag co-occurrence networks. The proposed method also has the merit of making possible to directly compare user similarity with domain-based user embeddings.

Our work used a domain co-occurrence network to obtain user embeddings, which is simpler than the language model for user representations and entails much more lightweight computation. Indeed, language models, like BERT, advance the pre-trained models to deal with downstream tasks. After all, BERT is trained on 2.5 billion words from English Wikipedia, and another 800 million words from BooksCorpus [69]. However, for some topics, where there are many common words used in competing sides, it could be difficult for language models to carry out downstream tasks and achieve better classifications. In our study, Longformer’s performance of both text and retweeted Web articles is much poorer than domain-based user embeddings. Since a typical language model’s drawback is computationally expensive, and it is fussy to fine-tune the model, using a simpler alternative like domain co-occurrence networks could be an acceptable option. In addition, it is possible to utilize our user embedding method to compare the similarity of users within a cluster. In this way, we can measure the similarity between a candidate user and a “malicious user” to develop a recommender system to push help-

ful information to those less-leaning users. Ivermectin is a smaller network compared to the other two, and we could not produce a hashtag co-occurrence network because of a very limited number of hashtags. However, even in this extreme situation, we can still use domain-based user embeddings to classify users.

Our study also has limitations. First, we only tested our method on three relatively larger events. More nuanced topics are necessary to be studied, although collecting such tweets becomes quite challenging after the Twitter Academic API has been discontinued. Second, our method targets competing events. Future work could focus on generating user embeddings with more general scenarios while maintaining computationally inexpensive approaches.

References

- [1] Aditya Grover and Jure Leskovec. Node2vec: Scalable feature learning for networks. In *Proceedings of the 22nd ACM SIGKDD International Conference on Knowledge Discovery and Data Mining*, KDD '16, page 855–864, New York, NY, USA, 2016. Association for Computing Machinery. ISBN 9781450342322.
- [2] Quan Wang, Zhendong Mao, Bin Wang, and Li Guo. Knowledge Graph Embedding: A Survey of Approaches and Applications. *IEEE Transactions on Knowledge and Data Engineering*, 29(12):2724–2743, 2017.
- [3] Shimei Pan and Tao Ding. Social media-based user embedding: A literature review. In *Proceedings of the Twenty-Eighth International Joint Conference on Artificial Intelligence, IJCAI-19*, pages 6318–6324. International Joint Conferences on Artificial Intelligence Organization, 7 2019.
- [4] Akira Matsui and Emilio Ferrara. Word Embedding for Social Sciences: An Interdisciplinary Survey. *arXiv:2207.03086*, 2022.
- [5] Tomas Mikolov, Kai Chen, Greg Corrado, and Jeffrey Dean. Efficient estimation of word representations in vector space. *arXiv:1301.3781*, 2013.
- [6] Austin C. Kozlowski, Matt Taddy, and James A. Evans. The geometry of culture: Analyzing the meanings of class through word embeddings. *American Sociological Review*, 84(5):905–949, 2019. doi: 10.1177/0003122419877135.
- [7] Joseph Lilleberg, Yun Zhu, and Yanqing Zhang. Support vector machines and word2vec for text classification with semantic features. In *2015 IEEE 14th International Conference on Cognitive Informatics & Cognitive Computing (ICCI* CC)*, pages 136–140. IEEE, 2015.
- [8] Kai Hu, Qing Luo, Kunlun Qi, Siluo Yang, Jin Mao, Xiaokang Fu, Jie Zheng, Huayi Wu, Ya Guo, and Qibing Zhu. Understanding the topic evolution of scientific literatures like an evolving city: Using google word2vec model and spatial autocorrelation analysis. *Inf. Process. Manage.*, 56(4):1185–1203, jul 2019. ISSN 0306-4573. doi: 10.1016/j.ipm.2019.02.014. URL <https://doi.org/10.1016/j.ipm.2019.02.014>.

- [9] Claudio D. T. Barros, Matheus R. F. Mendonça, Alex B. Vieira, and Artur Ziviani. A survey on embedding dynamic graphs. *ACM Comput. Surv.*, 55(1), nov 2021. ISSN 0360-0300.
- [10] H. Cai, V. W. Zheng, and K. Chang. A comprehensive survey of graph embedding: Problems, techniques, and applications. *IEEE Transactions on Knowledge; Data Engineering*, 30(09):1616–1637, sep 2018. ISSN 1558-2191.
- [11] Palash Goyal and Emilio Ferrara. Graph embedding techniques, applications, and performance: A survey. *Knowledge-Based Systems*, 151:78–94, 2018. ISSN 0950-7051.
- [12] William L. Hamilton, Rex Ying, and Jure Leskovec. Representation learning on graphs: Methods and applications. *IEEE Data Eng. Bull.*, 40(3):52–74, 2017. URL <http://sites.computer.org/debull/A17sept/p52.pdf>.
- [13] Tadas Baltrušaitis, Chaitanya Ahuja, and Louis-Philippe Morency. Multimodal machine learning: A survey and taxonomy. *IEEE Transactions on Pattern Analysis and Machine Intelligence*, 41(2):423–443, 2019. doi: 10.1109/TPAMI.2018.2798607.
- [14] Li Liu, Wanli Ouyang, Xiaogang Wang, Paul Fieguth, Jie Chen, Xinwang Liu, and Matti Pietikäinen. Deep learning for generic object detection: A survey. *International journal of computer vision*, 128(2):261–318, 2020.
- [15] Michael Maire, Takuya Narihira, and Stella X. Yu. Affinity CNN: Learning Pixel-Centric Pairwise Relations for Figure/Ground Embedding. In *Proceedings of the IEEE Conference on Computer Vision and Pattern Recognition (CVPR)*, June 2016.
- [16] Lin William Cong, Tengyuan Liang, and Xiao Zhang. Textual factors: A scalable, interpretable, and data-driven approach to analyzing unstructured information. *Interpretable, and Data-driven Approach to Analyzing Unstructured Information (September 1, 2019)*, 2019.
- [17] Jingya Zhou, Ling Liu, Wenqi Wei, and Jianxi Fan. Network representation learning: From preprocessing, feature extraction to node embedding. *ACM Comput. Surv.*, 55(2), jan 2022. ISSN 0360-0300.
- [18] Jian Tang, Meng Qu, Mingzhe Wang, Ming Zhang, Jun Yan, and Qiaozhu Mei. Line: Large-scale information network embedding. In *Proceedings of the 24th International Conference on World Wide Web, WWW '15*, page 1067–1077, Republic and Canton of Geneva, CHE, 2015. International World Wide Web Conferences Steering Committee. ISBN 9781450334693.
- [19] Tao Ding, Warren K. Bickel, and Shimei Pan. Multi-view unsupervised user feature embedding for social media-based substance use prediction. In *Proceedings of the 2017 Conference on Empirical Methods in Natural Language Processing*, pages 2275–2284, Copenhagen, Denmark, September 2017. Association for Computational Linguistics.

- [20] Yang Yu, Xiaojun Wan, and Xinjie Zhou. User embedding for scholarly microblog recommendation. In *Proceedings of the 54th Annual Meeting of the Association for Computational Linguistics (Volume 2: Short Papers)*, pages 449–453, Berlin, Germany, August 2016. Association for Computational Linguistics.
- [21] Shijie Zhang, Hongzhi Yin, Tong Chen, Quoc Viet Nguyen Hung, Zi Huang, and Lizhen Cui. *GCN-Based User Representation Learning for Unifying Robust Recommendation and Fraudster Detection*, page 689–698. Association for Computing Machinery, New York, NY, USA, 2020. ISBN 9781450380164.
- [22] Pengyang Wang, Yanjie Fu, Hui Xiong, and Xiaolin Li. Adversarial substructured representation learning for mobile user profiling. *KDD '19*, page 130–138, New York, NY, USA, 2019. Association for Computing Machinery. ISBN 9781450362016.
- [23] Jing Qian, Mai ElSherief, Elizabeth M. Belding, and William Yang Wang. Leveraging Intra-User and Inter-User Representation Learning for Automated Hate Speech Detection. *arXiv:1804.03124*, 2018.
- [24] Paul Covington, Jay Adams, and Emre Sargin. Deep neural networks for youtube recommendations. In *Proceedings of the 10th ACM Conference on Recommender Systems*, New York, NY, USA, 2016.
- [25] Jason Weston, Ron J. Weiss, and Hector Yee. Nonlinear latent factorization by embedding multiple user interests. In *Proceedings of the 7th ACM Conference on Recommender Systems*, RecSys '13, page 65–68, New York, NY, USA, 2013. Association for Computing Machinery. ISBN 9781450324090.
- [26] Heng-Tze Cheng, Levent Koc, Jeremiah Harmsen, Tal Shaked, Tushar Chandra, Hrishikesh Aradhye, Glen Anderson, Greg Corrado, Wei Chai, Mustafa Ispir, Rohan Anil, Zakaria Haque, Lichan Hong, Vihan Jain, Xiaobing Liu, and Hemal Shah. Wide; deep learning for recommender systems. In *Proceedings of the 1st Workshop on Deep Learning for Recommender Systems*, DLRS 2016, page 7–10, New York, NY, USA, 2016. Association for Computing Machinery. ISBN 9781450347952.
- [27] Mihajlo Grbovic and Haibin Cheng. Real-time personalization using embeddings for search ranking at airbnb. In *Proceedings of the 24th ACM SIGKDD International Conference on Knowledge Discovery; Data Mining*, KDD '18, page 311–320, New York, NY, USA, 2018. Association for Computing Machinery. ISBN 9781450355520.
- [28] Michal Kosinski, David Stillwell, and Thore Graepel. Private traits and attributes are predictable from digital records of human behavior. *Proceedings of the National Academy of Sciences*, 110:5802 – 5805, 2013.
- [29] Daniel Preotiuc-Pietro, Vasileios Lampos, and Nikolaos Aletras. An analysis of the user occupational class through twitter content. In *ACL*, 2015.

- [30] Daniel Preotiuc-Pietro, Ye Liu, Daniel J. Hopkins, and Lyle H. Ungar. Beyond binary labels: Political ideology prediction of twitter users. In *ACL*, 2017.
- [31] Tien Huu Do, Duc Minh Nguyen, Evaggelia Tsiligianni, Bruno Cornelis, and N. Deligiannis. Twitter user geolocation using deep multiview learning. *2018 IEEE International Conference on Acoustics, Speech and Signal Processing (ICASSP)*, pages 6304–6308, 2018.
- [32] Wei Zhang, Wen Wang, Jun Wang, and Hongyuan Zha. User-guided hierarchical attention network for multi-modal social image popularity prediction. *Proceedings of the 2018 World Wide Web Conference*, 2018.
- [33] Adrian Benton, R. Arora, and Mark Dredze. Learning multiview embeddings of twitter users. *Proceedings of the 54th Annual Meeting of the Association for Computational Linguistics (Volume 2: Short Papers)*, 2016.
- [34] Huiji Gao, Jalal Mahmud, Jilin Chen, Jeffrey Nichols, and Michelle X. Zhou. Modeling user attitude toward controversial topics in online social media. In *ICWSM*, 2014.
- [35] Tao Ding, Warren K. Bickel, and Shimei Pan. Predicting delay discounting from social media likes with unsupervised feature learning. *2018 IEEE/ACM International Conference on Advances in Social Networks Analysis and Mining (ASONAM)*, pages 254–257, 2018.
- [36] Manoel Horta Ribeiro, Pedro H. Calais, Yuri A. Santos, Virgílio A. F. Almeida, and Wagner Meira. Characterizing and Detecting Hateful Users on Twitter. *arXiv:1803.08977*, 2018.
- [37] Akshay Khatri, P Pranav, and Mariappan Anandkumar. Sarcasm detection in tweets with bert and glove embeddings. In *FIGLANG*, 2020.
- [38] Marius Mosbach, Maksym Andriushchenko, and Dietrich Klakow. On the stability of fine-tuning bert: Misconceptions, explanations, and strong baselines. *arXiv preprint arXiv:2006.04884*, 2020.
- [39] Corby Rosset. Turing-NLG: A 17-billion-parameter language model by Microsoft. *Microsoft Blog*, 1(2), 2020.
- [40] Tom Brown, Benjamin Mann, Nick Ryder, Melanie Subbiah, Jared D Kaplan, Prafulla Dhariwal, Arvind Neelakantan, Pranav Shyam, Girish Sastry, Amanda Askell, et al. Language models are few-shot learners. *Advances in neural information processing systems*, 33:1877–1901, 2020.
- [41] Felix Wu, Angela Fan, Alexei Baevski, Yann N Dauphin, and Michael Auli. Pay less attention with lightweight and dynamic convolutions. *arXiv:1901.10430*, 2019.
- [42] Emma Strubell, Ananya Ganesh, and Andrew McCallum. Energy and policy considerations for deep learning in nlp. *arXiv:1906.02243*, 2019.

- [43] R Schwartz, J Dodge, NA Smith, and O Etzioni. Green AI; 2019. *arXiv:1907.10597*, 2019.
- [44] Yanran Chen, Jonas Belouadi, and Steffen Eger. Reproducibility issues for bert-based evaluation metrics. *arXiv preprint arXiv:2204.00004*, 2022.
- [45] Tunazzina Islam and Dan Goldwasser. Analysis of twitter users’ lifestyle choices using joint embedding model. *Proceedings of the International AAAI Conference on Web and Social Media*, 15(1):242–253, May 2021.
- [46] Bryan Perozzi, Rami Al-Rfou, and Steven Skiena. Deepwalk: Online learning of social representations. In *Proceedings of the 20th ACM SIGKDD International Conference on Knowledge Discovery and Data Mining, KDD ’14*, page 701–710, New York, NY, USA, 2014. Association for Computing Machinery. ISBN 9781450329569.
- [47] Arash Dehghan-Kooshkghazi, Bogumił Kamiński, Łukasz Kraiński, Paweł Prałat, and François Théberge. Evaluating node embeddings of complex networks. *Journal of Complex Networks*, 10(4):cnac030, 08 2022. ISSN 2051-1329.
- [48] Ashish Vaswani, Noam Shazeer, Niki Parmar, Jakob Uszkoreit, Llion Jones, Aidan N. Gomez, Lukasz Kaiser, and Illia Polosukhin. Attention Is All You Need. *arXiv:1706.03762*, 2017.
- [49] Iz Beltagy, Matthew E. Peters, and Arman Cohan. Longformer: The long-document transformer. *arXiv:2004.05150*, 2020.
- [50] Yinhan Liu, Myle Ott, Naman Goyal, Jingfei Du, Mandar Joshi, Danqi Chen, Omer Levy, Mike Lewis, Luke Zettlemoyer, and Veselin Stoyanov. RoBERTa: A Robustly Optimized BERT Pretraining Approach. *arXiv:1907.11692*, 2019.
- [51] Wentao Xu and Kazutoshi Sasahara. Characterizing the roles of bots on Twitter during the COVID-19 infodemic. *Journal of Computational Social Science*, 5(1): 591–609, August 2021.
- [52] Wentao Xu and Kazutoshi Sasahara. A network-based approach to qanon user dynamics and topic diversity during the covid-19 infodemic. *APSIPA Transactions on Signal and Information Processing*, 11(1):–, 2022. URL <http://dx.doi.org/10.1561/116.000000055>.
- [53] Mohsen Sayyadiharikandeh, Onur Varol, Kai-Cheng Yang, Alessandro Flammini, and Filippo Menczer. Detection of Novel Social Bots by Ensembles of Specialized Classifiers, booktitle = Proceedings of the 29th ACM International Conference on Information Knowledge Management. ACM, oct 2020.
- [54] Kazutoshi Sasahara, Wen Chen, Hao Peng, Giovanni Luca Ciampaglia, Alessandro Flammini, and Filippo Menczer. Social influence and unfollowing accelerate the emergence of echo chambers. *J. Comput. Soc. Sci.*, 4(1):381–402, May 2021.

- [55] Vincent D Blondel, Jean-Loup Guillaume, Renaud Lambiotte, and Etienne Lefebvre. Fast unfolding of communities in large networks. *Journal of statistical mechanics: theory and experiment*, 2008(10):P10008, 2008.
- [56] Danah Boyd, Scott Golder, and Gilad Lotan. Tweet, Tweet, Retweet: Conversational Aspects of Retweeting on Twitter. *2010 43rd Hawaii International Conference on System Sciences*, pages 1–10, 2010.
- [57] Bongwon Suh, Lichan Hong, Peter Pirolli, and Ed H. Chi. Want to be retweeted? Large scale analytics on factors impacting retweet in twitter network. In *Proceedings - SocialCom 2010: 2nd IEEE International Conference on Social Computing, PASSAT 2010: 2nd IEEE International Conference on Privacy, Security, Risk and Trust*, pages 177–184, 2010. ISBN 9780769542119.
- [58] Haewoon Kwak, Changhyun Lee, Hosung Park, and Sue Moon. *What is Twitter, a Social Network or a News Media?* Association for Computing Machinery, New York, NY, USA, 2010. ISBN 9781605587998.
- [59] Liangjie Hong, Ovidiu Dan, and Brian D. Davison. Predicting popular messages in Twitter. In *Proceedings of the 20th International Conference Companion on World Wide Web, WWW 2011*, pages 57–58, New York, New York, USA, 2011. ACM Press. ISBN 9781450305181.
- [60] Mathieu Jacomy, Tommaso Venturini, Sebastien Heymann, and Mathieu Bastian. ForceAtlas2, a Continuous Graph Layout Algorithm for Handy Network Visualization Designed for the Gephi Software. *PLoS ONE*, 9(6):e98679, June 2014. ISSN 1932-6203.
- [61] George A. Barnett, Jeanette B. Ruiz, Weiai Wayne Xu, Ji-Young Park, and Han Woo Park. The world is not flat: Evaluating the inequality in global information gatekeeping through website co-mentions. *Technological Forecasting and Social Change*, 117:38–45, 2017. ISSN 0040-1625.
- [62] Anwar Said, Timothy D Bowman, Rabeeh Ayaz Abbasi, Naif Radi Aljohani, Saeed-Ul Hassan, and Raheel Nawaz. Mining network-level properties of twitter altmetrics data. *Scientometrics*, 120(1):217–235, 2019.
- [63] Mengque Liu, Xia Zou, Jiyin Chen, and Shuangge Ma. Comparative Analysis of Social Support in Online Health Communities Using a Word Co-Occurrence Network Analysis Approach. *Entropy*, 24(2), 2022. ISSN 1099-4300.
- [64] Gordon Pennycook, Ziv Epstein, Mohsen Mosleh, Antonio A. Arechar, Dean Eckles, and David G. Rand. Shifting attention to accuracy can reduce misinformation online. *Nature*, 592(7855):590–595, March 2021.
- [65] Dzmitry Bahdanau, Kyunghyun Cho, and Yoshua Bengio. Neural machine translation by jointly learning to align and translate. In Yoshua Bengio and Yann LeCun, editors, *3rd International Conference on Learning Representations, ICLR 2015, San Diego, CA, USA, May 7-9, 2015, Conference Track Proceedings*, 2015.

- [66] Lalindra De Silva and Ellen Riloff. User type classification of tweets with implications for event recognition. In *Proceedings of the Joint Workshop on Social Dynamics and Personal Attributes in Social Media*, pages 98–108, 2014.
- [67] Annice Kim, Thomas Miano, Robert Chew, Matthew Eggers, and James Non-nemaker. Classification of twitter users who tweet about e-cigarettes. *JMIR Public Health Surveill*, 3(3):e63, Sep 2017.
- [68] Marco Pennacchiotti and Ana-Maria Popescu. A machine learning approach to twitter user classification. *Proceedings of the International AAAI Conference on Web and Social Media*, 5(1):281–288, Aug. 2021.
- [69] Jacob Devlin, Ming-Wei Chang, Kenton Lee, and Kristina Toutanova. Bert: Pre-training of deep bidirectional transformers for language understanding. *arXiv:1810.04805*, 2018.