

New properties of elastic pp and $p\bar{p}$ scattering at high energies

O.V. Selyugin

BLTP, Joint Institute for Nuclear Research, 141980 Dubna, Moscow region, Russia

Data-driving determination of the new properties of elastic scattering at small angles on the basis on all existing experimental data for $d\sigma/dt$ of pp and $p\bar{p}$ at $\sqrt{s} \geq 540$ GeV allows us to obtain the main characteristics of the nonstandard terms of the elastic scattering amplitude. It was shown that the oscillation term has a different sign for pp and $p\bar{p}$ reactions; hence, it is part of the Odderon amplitude. The energy dependence of the oscillation term and the term with an extremely large slope is determined. The period of the oscillation term agrees with the scaling properties predicted by the Auberson - Kinoshita - Martin (AKM) theorem. The high quality quantitative description of all data at $\sqrt{s} \geq 540$ GeV in the framework of the HEGS model supports such a phenomenon which can be connected with peripheral hadron interaction.

PACS numbers: 11.80.Cr, 12.40.Nn, 13.85.Dz

Now many physical researchers concentrate on the search for new physic beyond the Standard Model. However, there are such problems as confinement, hadron interaction at larger distances, non-perturbative hadron structure (parton distribution functions (PDFs), generalized parton distributions (GPDs) and others) that should be explored in the framework of the Standard Model. These problems are connected with the hadron interaction at high and super-high energies and with the problem of energy dependence of the structure of the scattering amplitude and total cross sections. This reflects a tight connection of the main properties of elastic hadron scattering with the first principles of quantum field theory [1, 2] and the concept of the scattering amplitude as a unified analytic function of its kinematic variables [3].

Researches into the structure of the elastic hadron scattering amplitude at superhigh energies and small momentum transfer - t outlines a connection between experimental knowledge and the fundamental asymptotic theorems, which are based on the first principles. This connection provides information about hadron interaction at large distances where the perturbative QCD does not work [4], which gives the premise for a new theory to be developed.

For example, it was shown [5] that if the Pomeranchuk theorem was broken and the scattering amplitude grew to the maximal possible extent but did not break the Froissart boundary, many zeros in the scattering amplitude should be available in the nearest domain of $t \rightarrow 0$ in the limit $s \rightarrow \infty$. The search for some oscillations in elastic scattering at small t has a long story. For example, in [6], using the complex Regge poles, it was shown that the peripheral contributions of inelastic diffraction processes lead to the appearance in elastic cross sections of large and small periodical structures on transfer momenta. In [7], a bump structure was obtained at small t . Many attempts were made to research oscillations in the differential cross sections (for example [8]). Really, with increasing energy some new effects [9] in differential cross sections can be discovered at small t [10].

In the paper [11, 12], it was shown that "AKM oscillations" with scaling properties could exist in high-

precision experimental data of the UA4/4 Collaboration. This was confirmed now in [13]. However, an attempt to find such oscillation with high frequency in the new experimental data, obtained by the ATLAS Collaboration, show practically zero result. However, the picture can be more complicated and especially it concerns an energy dependence of such a periodical structure. Now we examine some peculiarities of the scattering amplitude assuming the existence of the potential of hadron-hadron interactions at large distance and carry out a new quantitative treatment of all experimental data at $\sqrt{s} \geq 540$ GeV at a high confidence level.

The new data obtained at the large hadron collider (LHC) by the TOTEM and ATLAS Collaborations made it possible to accurately analyse our model assumptions. Of course, for a quantitative analysis of the new data in order to find some new peculiarity in hadron elastic scattering, one needs to have a simple model as background, which, with minimum fitting parameters, gives a quantitative description of the bulk of experimental data. The high energy generalized structure (HEGS) model [14, 15] was chosen for our analysis (see Appendix A and B). The model is based on the general quantum field theory principles (analyticity, unitarity and etc.) and takes into account the basic information on the structure of a nucleon as a compound system and the hadron structure at large distances through the generalized parton distribution functions [16–19]. The obtained GPDs [20, 21] allow one to simultaneously calculate the electromagnetic and gravitomagnetic form factors from one form of GPDs. The HEGS model uses both these form factors without any free parameters, which provides the hard structure of the model. In the framework of the model, a good quantitative description of the pp and $p\bar{p}$ was obtained [15] (3416 experimental points were included in the analysis in the energy region $9.8 \text{ GeV} \leq \sqrt{s} \leq 8. \text{ TeV}$ and in the region of momentum transfer $0.000375 \leq |t| \leq 15 \text{ GeV}^2$). The experimental data are included in 92 separate sets of 32 experiments [22, 23]. The whole Coulomb-hadron interference region, where the experimental errors are remarkably small, was included in our examination of the experimental data. As a result, it was obtained

TABLE I. Sets of $\frac{d\sigma}{dt}$ (k_i -additional normalization coefficient)

reac.	\sqrt{s} TeV	n	$-t_{min}10^3$ (GeV ²)	$-t_{max}$ (GeV ²)	k_{norm}
pp	13 A(3)	80	0.29	0.4376	1.1
pp	13 T(5)	38	0.879	0.20104	0.97
pp	13 T(4)	287	43.32	3.8287	0.97
pp	8 T(3)	42	201.86	1.7647	0.98
pp	8 A(2)	39	10.5	0.3635	1.1
pp	8 T(2)	31	0.741	0.201	0.98
pp	8 A(1)	30	28.5	0.1948	1.0
pp	7 T(1)	40	6.2	0.3636	1.08
pp	7d T(1)	46	5.15	0.13	1.02
pp	7d T(1)	62	474.	2.443	1.04
pp	2.76 T(0)	45	72.46	0.4616	0.93
pp	2.76 T(0)	18	371.9	0.7412	0.91
$p\bar{p}$	1.96 CDC	17	260.	1.2	1.01
$p\bar{p}$	1.8 CDC	10	925.	1.375	1.01
$p\bar{p}$	1.8 CDC	50	33.9	0.627	1.01
$p\bar{p}$	1.8 CDC	25	35.	0.285	1.01
$p\bar{p}$	0.630 UA2	37	730.	4.05	1.01
$p\bar{p}$	0.541 UA4/2	98	0.875	0.1162	1.01
$p\bar{p}$	0.546 UA4	66	2.25	0.03475	1.01
$p\bar{p}$	0.546 UA4	14	26.0	0.078	1.01
$p\bar{p}$	0.546 UA4	58	32.5	0.3175	1.01
$p\bar{p}$	0.546 UA4	29	215.	0.495	1.01
$p\bar{p}$	0.546 UA4	33	460.	1.53	1.01
$p\bar{p}$	0.540 UA4	33	75.	0.425	1.01
	$\sum pp, p\bar{p}$	1328			1.015

$\sum_{i=1}^N \chi_i^2/N = 1.28$. with only 8 fitting parameters.

The high precision experimental data obtained by the TOTEM and ATLAS Collaboration at $\sqrt{s} = 7 - 13$ TeV show a significant deviation from the standard exponential behavior at small momentum transfer [24], as first observed by the TOTEM Collaboration [25–28]. Regardless of the concrete model, some tension between the data of the TOTEM and ATLAS Collaborations is observed, which is reflected in the definition of the sizes of the total cross sections. The usual practice of taking into account the fitting procedure of the experimental errors in quadrature of statistical and systematical errors does not remove this tension but only decreases the value of χ^2 . As a result, in some papers the analysis was carried out for the TOTEM and ATLAS data separately, for example [30]. In contrast, our strategy in all our model analysis is vastly different. In the standard fit, the statistical errors are taken into account. Since an uncertainty of luminosity gives the main contribution to the systematic errors, it is taken into account in the form of an additional normalization coefficient, which is equal for all data of one set. As a result, all data of all sets of different experimental Collaborations are taken into account simultaneously.

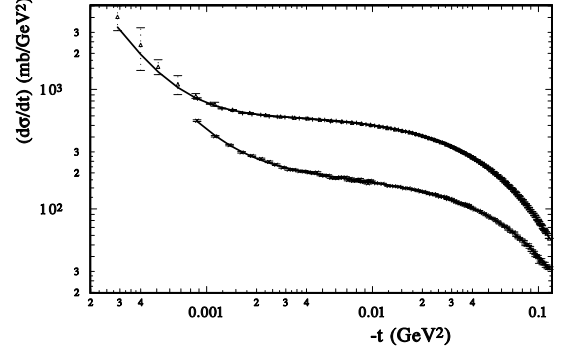


FIG. 1. The differential cross sections are calculated in the framework of the HEGS model with the additional terms for pp scattering at $\sqrt{s} = 13$ TeV (upper line and data) and for $p\bar{p}$ scattering at $\sqrt{s} = 541$ GeV (lower line and data).

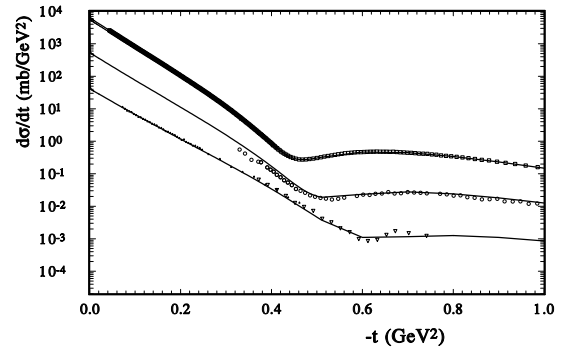


FIG. 2. The differential cross sections are calculated in the framework of the HEGS model with the additional terms (anomalous and oscillation) at $\sqrt{s} = 13$ TeV (upper line and data) multiplied by 10; at $\sqrt{s} = 7$ TeV and at $\sqrt{s} = 2.76$ TeV [29] divided by 10 (lower curve and data).

Using our model for the analysis of the new data of the TOTEM Collaboration at $\sqrt{s} = 13$ TeV shows the existence of new peculiarities in the differential cross section at small angles [31]. This effect was confirmed independently of a concrete model by the statistically based method [31, 32] also at a high confidence level (see Appendix C). Earlier, the oscillation behavior of the differential cross section was observed in the data of the UA4/2 Collaboration at the SPS accelerator at $\sqrt{s} = 541$ GeV [12] and at low energies [33].

Further careful analysis also showed the existence in the scattering amplitude of the term with an extremely large slope [34]. In the work [34], the analysis of both sets of the TOTEM data at 13 TeV was carried out with additional normalization equal to unity and taking into account only statistical errors in experimental data.

Both effects have been confirmed in the analysis of all sets of the experimental data obtained at the LHC [35]. However, to study the properties of the new effects in elastic scattering, one should include in the analysis the

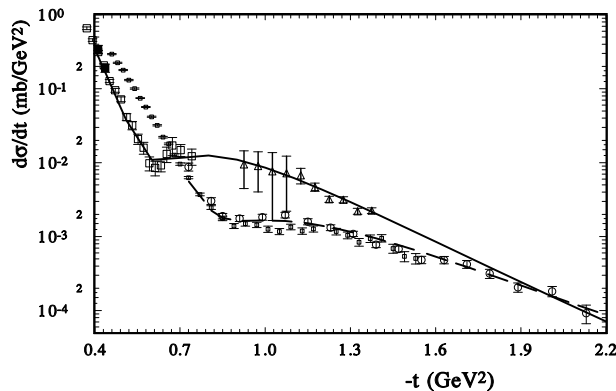


FIG. 3. a) (top) The $d\sigma/dt$ of elastic pp scattering (calculated in the model with Odderon contribution and two additional terms) at 2.8 TeV (the data of the two sets of the TOTEM Collaboration -small points; are compared with the calculations at $\sqrt{s} = 546$ GeV.

experimental data for proton-antiproton scattering and essentially extend the energy region.

I. s AND t DEPENDENCE OF NEW PECULIARITIES IN ELASTIC SCATTERING

In this work, all high energy data of pp and $p\bar{p}$ scattering are included in the analysis. Especially, this is important in view of a wide discussion of the comparison of the Odderon contributions to $p\bar{p}$ scattering of the DO experiment at $\sqrt{s} \leq 1.8$ TeV and to pp scattering of the TOTEM experiment at $\sqrt{s} = 2.8$ TeV [36]. Also, the high precision data of the UA4/2 Collaboration related to $p\bar{p}$ scattering should be taken into account. Hence, let us include in our analysis all experimental data at $\sqrt{s} \geq 500$ GeV (see Table 1).

As was found from an analysis of the TOTEM data at 13 TeV, there exists an additional anomalous term in the scattering amplitude with an essentially large slope than the standard term [34]. Usually, some terms with a large slope are related to the second Reggions. However, in all models the second Regge terms (like f_0, ρ, ω, \dots) show a decrease in their contributions with energy, like $1/s^{1/2}$. As a result of our analysis, the form of an additional anomalous term was determined as

$$f_{an}(t) = ih_{an} \ln \hat{s}/k \exp[-\alpha_{an}(|t| + (2t)^2) \ln \hat{s}] G_{em}^2(t); (1)$$

where $G_{em}(t)$ is the electromagnetic form factor, which was determined from the general parton distribution (GPDs) [21], and $k = \ln(13000^2/s_0)$ is introduced for normalization of h_{an} at 13 TeV. Such a form adds only two additional fitting parameters, and this term is supposed to grow with energy of order $\ln \hat{s}$. The term has

a large imaginary part and a small real part determined by the complex \hat{s} . Note that for analysis of the basic properties of elastic scattering, the experimental data are usually taken in a narrow region of momentum transfer. This can lead to a bad description if we take a wider region. Now all terms of our scattering amplitude are used in all regions of the available experimental data.

Now let us try to find the form of an additional oscillation contribution to the basic elastic scattering amplitude (see Appendix B). Our fitting procedure takes the oscillatory function

$$f_{osc}(t) = \pm ih_{osc}(1+i) \ln \hat{s}/k J_1(\tau)/\tau, \quad \tau = \pi(\phi_0 - t)/t_0; (2)$$

here $J_1(\tau)$ is the Bessel function of the first order. This form has only a few additional fitting parameters and allows one to represent a wide range of possible oscillation functions. For simplicity, the phase ϕ_0 is taken as zero for pp and small value for $p\bar{p}$ scattering. Inclusion in the fitting procedure of the data of $p\bar{p}$ elastic scattering shows that the oscillation function changes its sign for the crossing reactions. As a result, the plus sign is related with pp and minus with $p\bar{p}$ elastic scattering. Hence, this term, in some sense, is part of the crossing odd amplitude, which in the standard form is connected with the Odderon amplitude.

A wider energy region used in this analysis allows one to reveal the logarithmic energy dependence of the oscillation term. Let us compare the constant (size) of the oscillation function of three independent analyses (only 13 TeV, all LHC data, all data above 500 GeV): $h_{osc}^a = 0.35 \pm 0.014$; $h_{osc}^b = 0.37 \pm 0.013$; $h_{osc}^c = 0.27 \pm 0.007$. The size of h_{osc} is smaller in the last case; however, the error is decreased. Perhaps, this reflects a more complicated form of energy dependence, for example, we can not determine the power of $\ln s$ exactly and take it as unity. In future, we intend to study this problem using an essentially wider energy interval up to $\sqrt{s} = 3.6$ GeV, where some oscillation was also observed in $p\bar{p}$ scattering [33]. Note, despite the logarithmic growth of the oscillation term, its relative contribution decreases as the main scattering amplitude grows as $\text{Log}(s)^2$.

After the fitting procedure, with the modern version of FUMILY [37, 38], we obtain $\chi^2/dof = 1.3$ (remember that we used only statistical errors). The total number of experimental points of 25 sets equals 1328 and the sum of $\sum \chi^2 = 1720$. If we remove the oscillatory function, then $\sum \chi^2 = 4350$ increases significantly. If we make a new fit without f_{osc} , then $\sum \chi^2 = 2300$ decreases but remains large. Our model calculations for the differential cross sections are represented in Fig.1 and Fig.2. It can be seen that the model gives a beautiful description of the differential cross section especially at LHC energies in both the Coulomb-hadron interference region and the region of the diffraction dip for all energies. A phenomenological form of the scattering amplitude determined for small t can lead to very different differential cross sections at larger t . This effect is especially prominent when it is

connected with the differential cross section at 13 TeV, as the diffraction minimum is located at a non-large t . An important point of obtaining a good description of the available experimental data in a wide region of energies and momentum transfer is that two additional specific functions are used in the model in the whole region of Mandelstams variables (see Fig.3).

As a result, two parameters of the additional term are well defined $h_{an} = 2.1 \pm 0.04$; $\alpha_{an} = 0.515 \pm 0.03$. The sizes of h_{an} obtained in our three studies can be compared (only 13 TeV, all LHC data, all data above 500 GeV): $h_{an}^a = 1.7 \pm 0.05 \text{ GeV}^{-2}$; $h_{an}^b = 1.54 \pm 0.08 \text{ GeV}^{-2}$; $h_{an}^c = 2.27 \pm 0.05 \text{ GeV}^{-2}$. The maximum value was obtained in the last case when we used the experimental data in a wider region of s and t .

To see the oscillations in the differential cross sections, let us determine two values - one is purely theoretical and the other with experimental data

$$R_{th}(t) = \frac{d\sigma/dt_{th0+osc}}{d\sigma/dt_{th0}} - 1, R_{Exp}(t) = \frac{d\sigma/dt_{Exp}}{d\sigma/dt_{th0}} - 1. \quad (3)$$

The corresponding values are calculated from our fit of all data and can be derived from every separate set of experimental data.

For two sets of the TOTEM and ATLAS data at 13 TeV the values $R_{th}(t)$ and $R_{Exp}(t)$ are presented in Fig.4. We can see that R_{th} is similar to the value R_{Exp} . The oscillation contribution is small; however, the noise of the background decreases at this t and does not damp the oscillation part. Obviously, a clear periodical structure is revealed in a sufficiently wide interval of momentum transfer. In Fig.5, these values are presented for two sets of experimental data obtained at $\sqrt{s} = 7 \text{ TeV}$.

The corresponding values calculated from the fit of two sets of the UA4 and UA4/2 data at 541 GeV are presented in Fig.6. At small t , there is a large noise; however, the oscillation contributions can be seen. Such a periodical structure has a sufficiently long period, especially

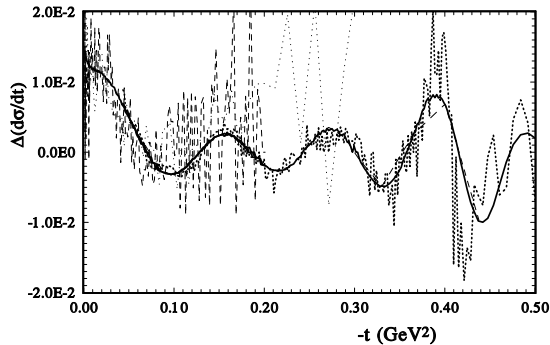


FIG. 4. R_{th} (the hard line) and R_{Exp} (the tiny line and squares) of eq.(1). at $\sqrt{s} = 13 \text{ TeV}$.

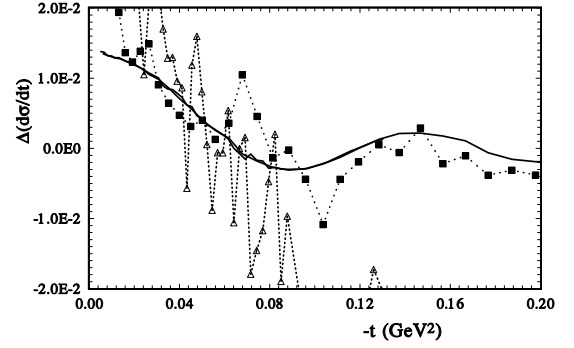


FIG. 5. R_{th} (the hard line) and R_{Exp} eq.(1) (the tiny line). at $\sqrt{s} = 7 \text{ TeV}$.

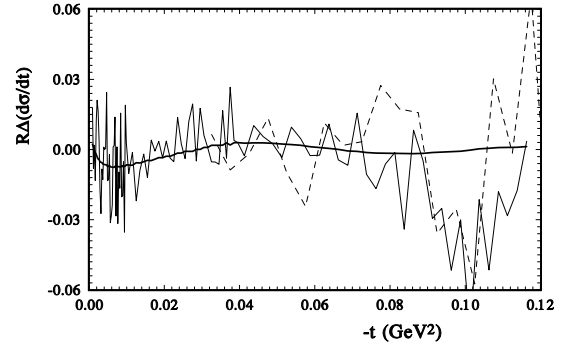


FIG. 6. R_{th} (the hard line) and R_{Exp} eq.(1) (the tiny line). at $\sqrt{s} = 541 \text{ GeV}$.

compared to the periodical structure with high frequency analysed in the previous work [12, 13]. Our analysis of high frequency oscillations shows that it can occur at 13 with a small amplitude, which means an essential decrease compared to such oscillations at 541 GeV. The constant of such amplitude is determined with a large error (0.014 ± 0.012).

In Fig.7, different forms of peripheral potentials are compared. The dotted line represents the modified exponential form of the potential $Exp[b_{er}]/(r_e + r)$, the solid line shows the calculation of our anomalous term in the r -representation

$$V_{an}(r) = \int q \sin(qr) / r \exp[-\alpha_{an}(q^2 + (2q^2)^2)], \quad (4)$$

It is compared with the modified Gaussian form of the potential (dashed line) $Exp[\alpha_{gs}r^2]/(r_0 + 0.1r)$. Obviously, the last form well reproduces our anomalous term in the r -representation. For comparison, the r -representation of the standard exponential behavior in the q -representation

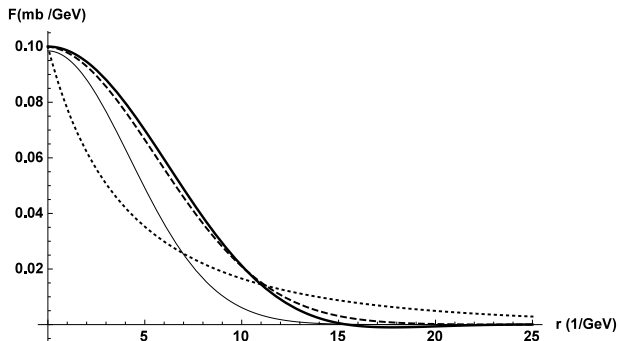


FIG. 7. The different form of the peripheral potentials are compared (see text). The modified Gaussian form of the potential $\text{Exp}[b_e r^2]/(r_g + r)$ (dashed line), the calculation of our anomalous term in the r -representation eq(4) (the solid line).

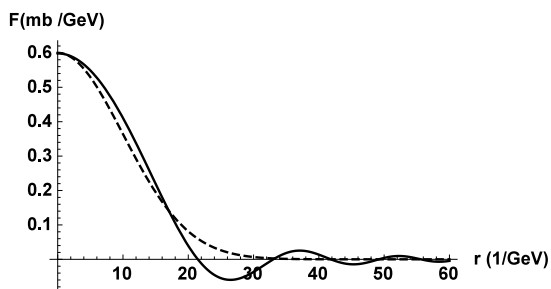


FIG. 8. The oscillation term eq.(2) in the r -representation (yellow hard line) is compared with the Gaussian form $\text{Exp}[b_{gs} r^2]$ (dashed line).

(thin solid line) is also shown. The oscillation term, eq.(2), in the r -representation is presented in Fig.8 (hard line).

$$V_{osc}(r) = \int q \sin(qr) / r J_1[\tau] / \tau. \quad (5)$$

It is compared with the Gaussian form $\text{Exp}[b_{gs} r^2]$ (dashed line). Of course, it does not reproduce small oscillations. Oscillation will appear in the q -representation if we cut the potential at a large distance.

II. CONCLUSION

In this Letter, the existence of the new effects in high energy elastic pp and $p\bar{p}$ scattering is revealed by using the data-driving method for the first time at a quantitative level. Using the high energy generalized structure (HEGS) model based on the generalized parton distribution (GPDs) allows us to describe at a quantitative level all experimental data on pp and $p\bar{p}$ elastic scattering above $\sqrt{s} > 500$ GeV with taking into account only statistical errors. However, only the existence in the model of two anomalous terms, determined by the

interaction in the peripheral region allows us to obtain a sufficiently small χ^2 . The phenomenon of oscillations of the elastic scattering amplitude gives us important information about the behavior of the hadron interaction potential at large distances of hadron interactions. Earlier, the existence of such oscillations in experimental data at $\sqrt{s} = 13$ TeV was shown at the statistical level by three methods: a) the method of statistically independent selection; b) the comparison of the χ^2 without oscillation ($\sum \chi^2 = 1140$) and with oscillation ($\sum \chi^2 = 515$); c) the comparison of R_{th} and R_{exp} . All three methods show the presence of a periodical structure. Data-driving method shows the existence of such a periodical structure in both crossing symmetric reactions of pp and $p\bar{p}$ elastic scattering. It is very important that the oscillation term has the crossing odd properties. Hence, probably, it is part of the Odderon amplitude. Our analysis shows the logarithmic growth of a term like this.

The corresponding hadron potential has no simple exponential behavior. Our calculations show that it has a modified Gaussian form with probably a cut at large distances. This may be due to the glueball states of the gluon. In such a form, the gluon can be distributed at large distances above the confinement level. These new effects are very important in searching for new physics in the framework of the Standard Model, for example, checking up the dispersion relations, analyticity and crossing symmetry of the scattering amplitude. This should be especially considered when determining the total cross sections, the ratio of the elastic to the total cross sections, and the energy dependence of $\rho(s, t)$ (the ratio of the real to the imaginary part of the elastic scattering amplitude).

These results allow us to make some predictions for hadron interactions at essentially larger energies at future colliders and at ultra-high energies of cosmic rays. These effects are likely to exist also in experimental data at essentially smaller energies [42] but they might have a more complicated form (with two different periods, for example). Also, these effects impact our description of spin-dependent hadron interactions at low energies (including the energy of NICA project).

Acknowledgements OVS would like to thank O. Teryaev and Yu. Uzikov for their kind and helpful discussion. This work was supported in part by RSF (No 23-22-00123).

Appendix A: Eikonalization of the scattering amplitude The total elastic amplitude in general gets five helicity contributions, but at high energy it is sufficient to keep only spin-non-flip hadron amplitudes. The final elastic hadron scattering amplitude is obtained after the unitarization of the Born term. So, first, we have to calculate the eikonal phase

$$\chi(s, b) = -\frac{1}{2\pi} \int d^2 q e^{i\vec{b} \cdot \vec{q}} F_h^{\text{Born}}(s, q^2) \quad (6)$$

and then obtain the hadron scattering amplitude using eq.(9)

$$F_h(s, t) = is \int b J_0(bq) \Gamma(s, b) db \quad (7)$$

$$\text{with } \Gamma(s, b) = 1 - \exp[\chi(s, b)]. \quad (8)$$

Numerical integration allows one to calculate an additional term in both the direct and eikonal approach.

Appendix B: “High energy generalized structure (HEGS) model As a basis, we take our high energy generalized structure (HEGS) model [14, 15] that quantitatively describes, with only a few parameters, the differential cross section of pp and $p\bar{p}$ from $\sqrt{s} = 9$ GeV up to 13 TeV, including the Coulomb-hadron interference region and the high- $|t|$ region up to $|t| = 15$ GeV² and quantitatively well describes the energy dependence of the form of the diffraction minimum [40]. However, to avoid possible problems connected with the low-energy region, we consider here only the asymptotic variant of the model [41]. The total elastic amplitude in general receives five helicity contributions, but at high energy it is enough to write it as $F(s, t) = F^h(s, t) + F^{\text{em}}(s, t)e^{\varphi(s, t)}$, where $F^h(s, t)$ comes from the strong interactions, $F^{\text{em}}(s, t)$ from the electromagnetic interactions and $\varphi(s, t)$ is the interference phase factor between the electromagnetic and strong interactions [43–45]. The Born term of the elastic hadron amplitude at large energy can be written as a sum of two pomeron and odderon contributions,

$$F_{\mathbb{P}}(s, t) = \hat{s}^{\epsilon_0} \left(C_{\mathbb{P}} F_1^2(t) \hat{s}^{\alpha' t} + C'_{\mathbb{P}} A^2(t) \hat{s}^{\frac{\alpha' t}{4}} \right), \quad (9)$$

$$F_{\mathbb{O}}(s, t) = i \hat{s}^{\epsilon_0 + \frac{\alpha' t}{4}} (\pm C'_{\mathbb{O}} t / (1 - r_0^2 t)) A^2(t). \quad (10)$$

Finally, the Born amplitude is $F_{\text{Born}}(s, t) = F_{\mathbb{P}}(s, t) + F_{\mathbb{O}}(s, t)$. The values of s and t dependence of the real part of the elastic scattering amplitude - $\text{Re}F(s, t)_B$ is determined by the complex energy $\hat{s} = s \exp(-i\pi/2)$. Hence, the model does not introduce some special functions or assumptions for $\text{Re}F(s, t)_B$. All terms are supposed to have the same intercept $\alpha_0 = 1 + \epsilon_0 = 1.11$, and the pomeron slope is fixed at

$\alpha' = 0.24$ GeV⁻². The model takes into account two hadron form factors $F_1(t)$ and $A(t)$, which correspond to the charge and matter distributions [21]. Both form factors are calculated as the first and second moments of the same Generalized Parton Distributions (GPDs). Taking into account the Mandelstam region of the analyticity of the scattering amplitude for the $2 \rightarrow 2$ scattering process with identical mass $s + u + t = 4m_p^2$ one takes the normalized energy variable s in complex form \hat{s}/s_0 with $\hat{s} = se^{i\pi}$, and $s_0 = 4m_p^2$, where m_p is the mass of the proton.

In the present model, a small additional term is introduced into the slope, which reflects some possible small nonlinear properties of the intercept. As a result, the slope is taken in the form $B(s, t) = (\alpha_1 + kqe^{-kq^2 L n(\hat{s} t)}) Ln(\hat{s})$. This form leads to the standard form of the slope as $t \rightarrow 0$ and $t \rightarrow \infty$. Note that our additional term at large energies has a similar form as an additional term to the slope coming from the π loop examined in Ref. [39] and recently in Ref. [24].

Appendix C: Statistical method The usual method of minimization χ^2 in this situation often works poorly. On the one hand, we should define a certain model for part of the scattering amplitude having zeros in the domain of small t . However, this model may slightly differ from a real physical picture. On the other hand, the effect is rather small and gives an insignificant change in the sum of χ^2 . Therefore, in this work let us apply first another method, namely, the method of comparing of two statistically independent choices, for example [32]. If we have two statistically independent choices x'_{n_1} and x''_{n_2} of values of the quantity X distributed around a definite value of A with the standard error equal to 1, we can try to find the difference between x'_{n_1} and x''_{n_2} . For that we can compare the arithmetic mean of these choices $\Delta X = (x'_1 + x'_2 + \dots x'_{n_1})/n_1 - (x''_1 + x''_2 + \dots x''_{n_2})/n_2 = \overline{x'_{n_1}} - \overline{x''_{n_2}}$. The standard deviation for that case will be $\delta_{\overline{x}} = [1/n_1 + 1/n_2]^{1/2}$. And if $\Delta X/\delta_{\overline{x}}$ is larger than 3, we can say that the difference between these two choices has the 99% probability

-
- [1] Block M.M., Cahn R.N., Rev.Mod.Phys., **57**, 563 (1985).
 - [2] Roy S.M., Phys.Lett. **B 34**, 407 (1971).
 - [3] Bogolyubov N.N., Shirkov D.V. Quantum Fields. Benjamin-Cummings Pub. Co, 1982.
 - [4] I.M. Dremin, Int. J. Mod. Phys. A, 31 (2016) 1650107.
 - [5] Auberson G., Kinoshita T., Martin A., Phys. Rev. **D3**, 3185 (1971).
 - [6] Starkov N.I., Tzarev V.A., Lett. JTEPh, **23**, 403 (1976)
 - [7] Barshay S., Heiliger P., Z. Phys. **C 64** 675 (1994).
 - [8] Kontros J., Lengyel A., Ukr.J.Phys. **41**, 290 (1996).
 - [9] Cudell J.R., Selyugin O.V., Phys.Rev.Lett. **102**, 032003 (2009).
 - [10] Cudell J.-R., Selyugin O.V., Aip Conf.Proc. 1350: 115 (2011); arxiv: 0811.4369; arXiv:1011.4177.
 - [11] O.V. Selyugin, Ukr.J.Phys. **41**, (1996) 296.
 - [12] Gauron P., Nicolescu B., Selyugin O.V., Phys.Lett, **B 397**, 305 (1997).
 - [13] P. Grafstrom, arXiv: 2307.15445.
 - [14] Selyugin O.V., Eur. Phys. J. C **72**, 2073 (2012).
 - [15] Selyugin O.V., Phys. Rev. D **91**, no. 11, 113003 (2015).
 - [16] Müller et al., Fortschr. Phys. **1994**, *42*, 101–105.
 - [17] Ji, X. Phys. Rev. **1997**, *D55*, 7114–7118.
 - [18] Radyushkin, A.V. Phys. Lett. **1996**, *B380*, 41–46.
 - [19] Diehl, M. Eur. Phys. J. **2002**, *C25*, 223–226.
 - [20] O.V. Selyugin and O.V. Teryaev, Phys.Rev. **D 79**, 033003 (2009).
 - [21] Selyugin O.V., Phys. Rev., **D 89**, 093007 (2014).
 - [22] <http://durpdg.dur.ac.uk/hepdata/reac.html>.
 - [23] K.R. Schubert, In Landolt-Bronstein, New Series, v. 1/9a, (1979).
 - [24] Khoze, V.A.; Martin, A.D.; Ryskin, M.G. J. Phys. G **2015**, *42*, 025003.
 - [25] G. Antchev et al. (TOTEM Coll.) Eur.Phys.Lett., **96** 21002 (2011).
 - [26] The TOTEM Collaboration (G. Antchev et al.) Nucl. Phys. B 899 (2015) 527.
 - [27] Antchev G. et al. [TOTEM Collaboration], arXiv:1712.06153 [hep-ex].
 - [28] Antchev G. et al. [TOTEM Collaboration], arXiv:1812.08283 [hep-ex].

- [29] Antchev G. TOTEM Collaboration; et al. *Eur. Phys. J. C* **2020**, *80*, 91.
- [30] G.B. Bopsin et al. , arxiv: hep-ph: 2212.04007.
- [31] Selyugin O.V. *Phys. Lett. B* **2019** *797*, 134870–134873.
- [32] Hudson D.J., STATISTIC, Lectures on Elementary Statistics and Probability, Geneva (1964).
- [33] O. V. Selyugin, J.-R. Cudell, *Mod.Phys.Lett. A* **27**, 1250113 (2012); arxiv: 1207.0600.
- [34] Selyugin O.V. *Mod. Phys. Lett. A* **2021**, *36*, 2150148-1–2150148-17.
- [35] Selyugin O.V. *Symmetry* 2023, *15*, 760. <https://doi.org/10.3390/sym15030760>
- [36] V.M. Abazov et al., *Phys.Rev.Lett*, 127 (2021) 062003.
- D0-ATLAS
- [37] I.M. Sitnik, *Comp.Phys.Comm.* , **2014**, *185* 599–603.
- [38] I.M. Sitnik, I.I. Alexeev, O.V. Selyugin, *Comp.Phys.Comm.*, **2020**, *251* 107202–107207.
- [39] A. Anselm and V. Gribov, *Phys. Lett. B*, **1972**, *40*, 487.
- [40] Selyugin O.V., *Nucl. Phys. A* **959** 116 (2017).
- [41] Selyugin O.V., Cudell J.-R., arxiv: 1810.11538
- [42] Selyugin O.V., Cudell J.-R., *Mod.Phys.Lett. A* **27**, 1250113 (2012); arxiv: 1207.0600.
- [43] R. Cahn, *Zeitschr. fur Phys. C*, 1982 **15** 253.
- [44] V.A. Petrov, *Proceedings of the Steklov Institute of Mathematics*, **2020** 309 219.
- [45] O. V. Selyugin, *Phys. Rev. D* **60** (1999) 074028.