

Leveraging A Medical Knowledge Graph into Large Language Models for Diagnosis Prediction

Yanjun Gao¹, Ruizhe Li², John Caskey¹, Dmitriy Dligach³,
Timothy Miller⁴, Matthew M. Churpek¹ and Majid Afshar¹

¹University of Wisconsin Madison, ²University of Aberdeen, ³Loyola University Chicago,

⁴Boston Children’s Hospital and Harvard Medical School

¹{ygao, jrcaskey, mchurpek, mafshar}@medicine.wisc.edu,

²ruizhe.li@abdn.ac.uk, ³ddligach@luc.edu,

⁴Timothy.Miller@childrens.harvard.edu

Abstract

Electronic Health Records (EHRs) and routine documentation practices play a vital role in patients’ daily care, providing a holistic record of health, diagnoses, and treatment. However, complex and verbose EHR narratives overload healthcare providers, risking diagnostic inaccuracies. While Large Language Models (LLMs) have showcased their potential in diverse language tasks, their application in the healthcare arena needs to ensure the minimization of diagnostic errors and the prevention of patient harm. In this paper, we outline an innovative approach for augmenting the proficiency of LLMs in the realm of automated diagnosis generation, achieved through the incorporation of a medical knowledge graph (KG) and a novel graph model: DR.KNOWS, inspired by the clinical diagnostic reasoning process. We derive the KG from the National Library of Medicine’s Unified Medical Language System (UMLS), a robust repository of biomedical knowledge. Our method negates the need for pre-training and instead leverages the KG as an auxiliary instrument aiding in the interpretation and summarization of complex medical concepts. Using real-world hospital datasets, our experimental results demonstrate that the proposed approach of combining LLMs with KG has the potential to improve the accuracy of automated diagnosis generation. More importantly, our approach offers an explainable diagnostic pathway, edging us closer to the realization of AI-augmented diagnostic decision support systems.

1 Introduction

The ubiquitous use of Electronic Health Records (EHRs) and the standard documentation practice of daily care notes are integral to the continuity of patient care by providing a comprehensive account of the patient’s health trajectory, inclusive of condition status, diagnoses, and treatment plans (Brown et al., 2014). Yet, the ever-increasing complexity and verbosity of EHR clinical narratives, often laden with redundant information,

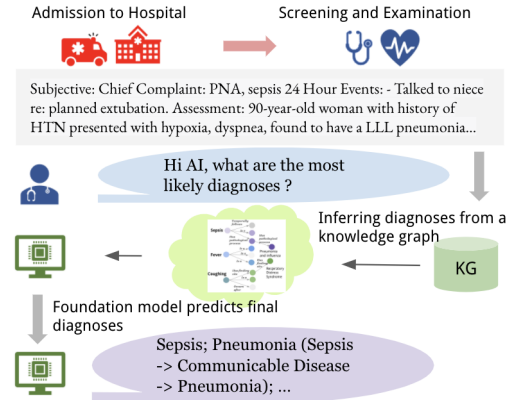


Figure 1: This work aims to investigate how a medical knowledge graph-based model can contribute to the knowledge provision of a foundation model for generating diagnoses.

presents the risk of cognitive overload for healthcare providers, potentially culminating in diagnostic inaccuracies (Rule et al., 2021; Liu et al., 2022; Nijor et al., 2022; Furlow, 2020). Physicians often skip sections of lengthy and repetitive notes and rely on decisional shortcuts (i.e. decisional heuristics) that contribute to diagnostic errors (Croskerry, 2005).

Current efforts at automating diagnosis generation from daily progress notes leverage language models. Gao et al. (2022) introduced a summarization task that takes progress notes as input and generates a summary of active diagnoses. They annotated a set of progress notes from the publicly available EHR dataset called Medical Information Mart for Intensive Care III (MIMIC-III). The BioNLP 2023 Shared Task, known as PROBSUM, built upon this work by providing additional annotated notes and attracting multiple efforts focused on developing solutions (Gao et al., 2023; Manakul et al., 2023; Li et al., 2023). These prior studies utilize language models like T5 (Raffel et al., 2020) and GPT (Floridi and Chiriatti, 2020), demonstrating a growing interest in applying generative large language models (LLMs) to serve as solutions. Unlike the conventional language tasks where LLMs

have shown promising abilities, automated diagnosis generation is a critical task that requires high accuracy and reliability to ensure patient safety and optimize healthcare outcomes. Concerns regarding the potential misleading and hallucinated information that could result in life-threatening events prevent them from being utilized for diagnosis prediction (Baumgartner, 2023).

The Unified Medical Language System (UMLS) (Bodenreider, 2004), a comprehensive resource developed by the National Library of Medicine (NLM) in the United States, has been extensively used in NLP research. It serves as a medical knowledge repository, facilitating the integration and retrieval of biomedical information. It offers concept vocabulary and semantic relationships, enabling the construction of medical knowledge graphs (KGs). Prior studies have leveraged UMLS KG for tasks such as information extraction (Huang et al., 2020; Lu et al., 2021; Aracena et al., 2022; He et al., 2020), and question-answering (Lu et al., 2021). Mining relevant knowledge for diagnosis is particularly challenging for two reasons: the highly specific factors related to the patient’s complaints, histories, and symptoms in EHR, and the vast search space within a KG containing 4.5 million concepts and 15 million relations for diagnosis determination.

In this study, we explore the use of KGs as external resources to enhance LLMs for diagnosis generation. Our work is motivated not merely by the potential in the NLP field of augmenting LLMs with KGs (Pan et al., 2023; Hu et al., 2022), but also by the theoretical exploration in medical education and psychology research, shedding light on the diagnostic decision-making process employed by clinicians. Forming a diagnostic decision requires the examination of patient data, retrieving encapsulated medical knowledge, and formulation and testing of the diagnostic hypothesis, which is also known as clinical diagnostic reasoning (Bowen, 2006; Corazza et al., 2021). We propose a novel graph model, named as DR.KNOWS (Diagnostic Reasoning Knowledge Graphs), that retrieves top N case-specific knowledge paths about the pathology of diseases, and feeds them into foundational LLMs to improve the accuracy of diagnostic predictions. Two distinct foundation models are the subject of this study: T5, known for being fine-tunable, and a sandboxed ChatGPT, a powerful LLM where we explore zero-shot prompting.

Our work and contribution are structured into two primary components: 1) designing and evaluating DR.KNOWS, a graph-based model that selects the top N probable diagnoses with explainable paths (§5, 6); 2) demonstrating the usefulness of DR.KNOWS as an additional module to augment pre-training language models in generating relevant diagnoses (§7, 8). Our research poses a new exciting problem that has not been addressed in the realm of NLP for diagnosis generation, that is, harnessing the power of KG for controllability and explainability of foundation models. By examining the effects of KG path-based prompts on foundational models on a real-world hospital dataset, we strive to contribute to an explainable AI diagnostic pathway.

2 Related Work

Several studies have focused on the clinical note summarization to discharge summaries (Kanwal and Rizzo, 2022), hospital course (Adams et al., 2021), real-time summaries about patient visit (Pivovarov and Elhadad, 2015), and list of problems and diagnoses (Liang et al., 2019; Gao et al., 2022, 2023). Our work follows the line of research on problem and diagnosis summarization.

The integration of KGs into LMs has been gaining traction as an emerging trend, due to the potential enhancement of factual knowledge (Pan et al., 2023), especially on domain-specific question-answering tasks (Zhang et al., 2022; Yasunaga et al., 2021, 2022; Hu et al., 2022). Our work stands out by leveraging KGs into LLMs for diagnosis prediction, using a novel graph model for path-based prompts.

3 Problem Formulation

Diagnosis in progress notes Daily progress notes are formatted using the SOAP Format (Weed, 1969). The *Subjective* section of a SOAP format daily progress note comprises the patient’s self-reported symptoms, concerns, and medical history. The *Objective* section consists of structural data collected by healthcare providers during observation or examination, such as vital signs (e.g., blood pressure, heart rate), laboratory results, or physical exam findings. The *Assessment* section summarizes the patient’s overall condition with a focus on the most active problems/diagnoses for that day. Finally, the *Plan* section contains multiple subsections, each outlining a diagnosis/problem and its

treatment plan. Our task is to predict the list of problems and diagnoses that are part of the *Plan* section.

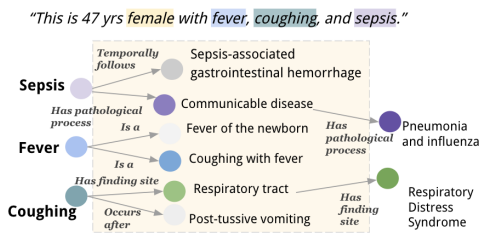


Figure 2: Inferring possible diagnoses within 2-hops from a UMLS knowledge graph given a patient’s medical description. We highlight the UMLS medical concept in the color boxes (“female”, “sepsis”, etc). Each concept has its own subgraph, where concepts are the vertices, and semantic relations are the edges (for space constraint, we neglect the subgraph for “female” in this graph presentation). On the first hop, we could identify the most relevant neighbor concepts to the input description. The darker color the vertices are, the more relevant they are to the input description. A second hop could be further performed based on the most relevant nodes, and reach the final diagnoses “Pneumonia and influenza” and “Respiratory Distress Syndrome”.

Using UMLS KG to find potential diagnoses given a patient’s medical narrative The UMLS concepts vocabulary comprises over 187 sources. For our study, we focus on the Systematized Nomenclature of Medicine-Clinical Terms (SNOMED CT). The UMLS vocabulary is a comprehensive, multilingual health terminology and the US national standard for EHRs and health information exchange. Each UMLS medical concept is assigned a unique SNOMED concept identifier (CUI) from the clinical terminology system. We utilize semantic types, networks, and semantic relations from UMLS knowledge sources to categorize concepts based on shared attributes, enabling efficient exploration and supporting semantic understanding and knowledge discovery across various medical vocabularies.

Given a medical knowledge graph where vertices are concepts and edges are semantic relations, and an input text describing a patient’s problems, we could perform multi-hop reasoning over the graphs and infer the final diagnoses. Figure 2 demonstrates how UMLS semantic relations and concepts can be used to identify potential diagnoses from the evidence provided in a daily care note. The example patient presents with medical conditions of fever, coughing, and sepsis, which are the concepts recognized by medical concepts extractors (cTAKES (Savova et al., 2010) and QuickUMLS (Soldaini and Goharian, 2016)) and the

starting concepts for multi-hop reasoning. Initially, we extract the direct neighbors for these concepts. Relevant concepts that align with the patient’s descriptions are preferred. For precise diagnoses, we choose the top N most relevant nodes at each hop.

4 Datasets and Environment

We used two sets of progress notes from different clinical settings in this study: MIMIC-III and IN-HOUSE EHR datasets. MIMIC-III is one of the largest publicly available databases that contains de-identified health data from patients admitted to intensive care units (ICUs), developed by the Massachusetts Institute of Technology and Beth Israel Deaconess Medical Center (BIDMC). It includes data from over 38,000 patients admitted to ICUs at the BIDMC between 2001 and 2012. The second set, namely the IN-HOUSE EHR data, is a subset of EHRs including adult patients (ages > 18) admitted to a hospital in the United States between 2008 to 2021. In contrast to the MIMIC subset, the IN-HOUSE set covers progress notes from all hospital settings, including Emergency Department, General Medicine Wards, Subspecialty Wards, etc. While the two datasets originate from separate hospitals and departmental settings and might reflect distinct note-taking practices, they both follow the SOAP documentation format for progress notes.

Gao et al. (2022) introduces and annotates a subset of 1005 progress notes from MIMIC-III with active diagnoses annotated from the Plan sections. Therefore, we apply this dataset for training and evaluation for both graph model intrinsic evaluation §6 and summarization evaluation §7. The IN-HOUSE dataset does not contain human annotation, but by parsing the text with a medical concept extractor that is based on UMLS SNOMED-CT vocabulary, we are able to pull out concepts that belong to the semantic type of T047 DISEASE AND SYNDROMES. We use this set of concepts as the ground truth data to train and evaluate the graph model in §6. The final set of IN-HOUSE data contains 4815 progress notes. We present the descriptive statistics and example Plan sections from the two datasets in the Appendix A.

Given that our work encompasses a public EHR dataset (MIMIC-III) and a private EHR dataset with protected health information (IN-HOUSE), we conducted training using three distinct computing environments. Specifically, most of the experiments on MIMIC-III were done on Google Cloud Com-

puting (GCP), utilizing 1-2 NVIDIA A100 40GB GPUs, and a conventional server equipped with 1 RTX 3090 Ti 24GB GPU. The IN-HOUSE EHR dataset is stored on a workstation located within a hospital research lab. The workstation operates within a HIPAA-compliant network, ensuring the confidentiality, integrity, and availability of electronic protected health information (ePHI), and is equipped with a single NVIDIA V100 32GB GPU.

5 DR.KNOWS: A Knowledge Graph Model for Diagnostic Path Selection

This section introduces the architecture design for DR.KNOWS. As shown in Figure 3, all identified UMLS concepts with assigned CUI from the input patient text will be used to retrieve 1-hop subgraphs from the constructed large UMLS knowledge graph. These subgraphs are encoded as graph representations by a Stack Graph Isomorphism Network (SGIN) (Xu et al., 2019) and then fed to the Path Encoder, which generates path representations. The Path Ranker module assesses 1-hop paths by considering their semantic and logical association with the input text and concept, generating a score using the path representation, input text, and concept representation. The top N scores among the set of 1-hop neighbor nodes, aggregated from all paths pointing to those nodes, guide the subsequent hop exploration. In case a suitable diagnosis node is not found, termination is assigned to the self-loop pointing to the current node.

5.1 Contextualized Node Representation

We define the deterministic UMLS knowledge graph $\mathcal{G} = \mathcal{V}\mathcal{E}$ based on SNOMED CUIs and semantic relations (§3), where \mathcal{V} is a set of CUIs, and \mathcal{E} is a set of semantic relations. Given an input text \mathbf{x} containing a set of source CUIs $\mathcal{V}_{src} \subseteq \mathcal{V}$, and their 1-hop relations $\mathcal{E}_{src} \subseteq \mathcal{E}$, we can construct relation paths for each $\langle \mathbf{v}_i \rangle_{i=1}^I \subseteq \mathcal{V}_{src}$ as $\mathbf{P} = \{\mathbf{p}_1, \mathbf{p}_2, \dots, \mathbf{p}_J\}$ s.t. $\mathbf{p}_j = \{\mathbf{v}_1, \mathbf{e}_1, \mathbf{v}_2 \dots \mathbf{e}_{t-1}, \mathbf{v}_t\}$, $j \in J$, where t is a pre-defined scalar and J is non-deterministic. Relations \mathbf{e}_t are encoded as one-hot embeddings. We concatenate all concept names for \mathbf{v}_i with special token [SEP], s.t. $\mathbf{l}_i = [\text{name 1 [SEP] name 2 [SEP] ...}]$, and encode \mathbf{l}_i using SapBERT (Liu et al., 2021) to obtain \mathbf{h}_i . This allows the CUI representation to serve as the contextualized representation of its corresponding concept names. We choose SapBERT for its UMLS-trained biomedical concept

representation. The \mathbf{h}_i is further updated through topological representation using SGIN:

$$\mathbf{h}_i^{(k)} = \text{MLP}^{(k)}((1 + \epsilon^{(k)})\mathbf{h}_i^{(k)} + \sum_{s \in \mathcal{N}(\mathbf{v}_i)} \text{RELU}(\mathbf{h}_s, \mathbf{e}_{s,i})),$$

$$\mathbf{h}_i = [\mathbf{h}_i^{(1)}; \mathbf{h}_i^{(2)}; \dots; \mathbf{h}_i^{(K)}]. \quad (1)$$

where $\mathcal{N}(\mathbf{v}_i)$ represents the neighborhood of node \mathbf{v}_i , $\mathbf{h}_i^{(k)}$ is the representation of node \mathbf{v}_i at layer k , $\epsilon^{(k)}$ is a learnable parameter, and $\text{MLP}^{(k)}$ is a multilayer perceptron. GIN iteratively aggregates neighborhood information using graph convolution followed by nonlinearity, modeling interactions among different $\mathbf{v} \subseteq \mathcal{V}$. Furthermore, the stacking mechanism is introduced to combine multiple GIN layers. The final node representation \mathbf{v}_i at layer K is computed by stacking the GIN layers, where $[\cdot; \cdot]$ denotes concatenation.

We empirically observe that some types of CUIs are less likely to lead to useful paths for diseases, e.g., the concept ‘‘recent’’ (CUI: C0332185) is a temporal concept and the neighbors associated with it are less useful. We design a TF-IDF-based weighting scheme to assign higher weights to more relevant CUIs and semantic types, and multiply these W_{CUI} to its corresponding \mathbf{h}_i :

$$W_{\text{CUI}} = \text{TFIDF}_{\text{concept}} * \sum \text{TFIDF}_{\text{semtype}_{\text{concept}}}. \quad (2)$$

5.2 Path Reasoning and Ranking

For each node representation \mathbf{h}_i , we use its n -hop $\mathbf{h}_{t,i}^{(n)}$ of the set neighborhood $\mathcal{V}_t^{(n)}$ for \mathbf{h}_i and the associated relation edge $\mathbf{e}_{t,i}^{(n)}$ to generate the corresponding path embeddings:

$$\mathbf{p}_i = \begin{cases} \mathbf{h}_i & \text{if } n = 1 \\ \mathbf{p}_{t,i}^{(n-1)} & \text{otherwise,} \end{cases} \quad (3)$$

$$\mathbf{p}_{t,i}^{(n)} = \text{FFN}(W_i \mathbf{h}_i^{(n)} + W_t ([\mathbf{e}_{t,i}^{(n)}, \mathbf{h}_{t,i}^{(n)}])). \quad (4)$$

where FFN is feed-forward network, and n is the number of hop in the subgraph \mathcal{G}_{src} .

For each path embedding \mathbf{p}_i , we propose two attention mechanisms, i.e., MultiHead attention (MultiAttn) and Trilinear attention (TriAttn), to compute its logical relation leveraging the input narrative representation \mathbf{h}_x and input list of CUIs \mathbf{h}_v , both of which are encoded by SapBERT. We further define \mathbf{H}_i as context relevancy matrix, and \mathbf{Z}_i as concept relevancy matrix:

$$\begin{aligned} \mathbf{H}_i &= [\mathbf{h}_x; \mathbf{p}_i; \mathbf{h}_x - \mathbf{p}_i; \mathbf{h}_x \odot \mathbf{p}_i], \mathbf{H}_i \in \mathbb{R}^{4D}, \\ \mathbf{Z}_i &= [\mathbf{h}_v; \mathbf{p}_i; \mathbf{h}_v - \mathbf{p}_i; \mathbf{h}_v \odot \mathbf{p}_i], \mathbf{Z}_i \in \mathbb{R}^{4D}, \\ \boldsymbol{\alpha}_i &= \text{MultiAttn}(\mathbf{H}_i \odot \mathbf{Z}_i), \\ S_i^{\text{Multi}} &= \phi(\text{Relu}(\sigma(\boldsymbol{\alpha}_i))). \end{aligned} \quad (5)$$

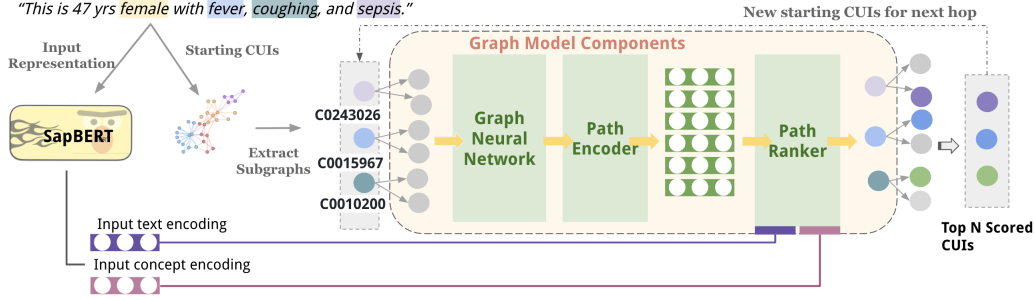


Figure 3: DR.KNOWS model architecture. The input concepts (“female”, “fever”, etc) are represented by concept unique identifiers (CUIs, represented as the combination of letters and numbers, e.g. “C0243026”, “C0015967”).

These relevancy matrices are inspired by a prior work on natural language inference (Conneau et al., 2017), specifying the logical relations as matrix concatenation, difference, and product. An alternative design is Trilinear attention which learns the intricate relations by three attention maps:

$$\alpha_i = (\mathbf{h}_x, \mathbf{h}_v, \mathbf{p}_i) = \sum_{a,b,c} (\mathbf{h}_x)_a (\mathbf{h}_v)_b (\mathbf{p}_i)_c \mathbf{W}_{abc}, \quad (6)$$

$$S_i^{\text{Tri}} = \phi(\text{Relu}(\sigma(\alpha_i))).$$

where \mathbf{h}_x , \mathbf{p}_i and \mathbf{h}_v have same dimensionality D , and ϕ is a MLP. Finally, we aggregate the MultiAttn or TriAttn scores on all candidate nodes, and select the top N entity \mathcal{V}_N for next hop iteration based on the aggregated scores:

$$\beta = \text{Softmax}(\sum_{i=1}^{\mathcal{V}_{\text{src}}} \sum_{t=1}^T S_{i,t}^{\text{Tri}}), \quad (7)$$

$$\mathcal{V}_N = \text{argmax}_N(\beta).$$

5.3 Loss Function

Our loss function consists of two parts, i.e., a CUI prediction loss and a contrastive learning loss:

$$\mathcal{L} = \mathcal{L}_{\text{Pred}} + \mathcal{L}_{\text{CL}}. \quad (8)$$

For prediction loss $\mathcal{L}_{\text{Pred}}$, we use Binary Cross Entropy (BCE) loss to calculate whether selected \mathcal{V}_N is in the gold label \mathcal{Y} :

$$\mathcal{L}_{\text{Pred}} = \sum_m^M \sum_n^N (y_{m,n} * \log(v_{m,n}) + (1 - y_{m,n}) * \log(1 - v_{m,n})). \quad (9)$$

where M is the number of gold label \mathcal{Y} .

For contrastive learning loss \mathcal{L}_{CL} , we encourage the model to learn meaningful and discriminative representations by comparing with positive and negative samples:

$$\mathcal{L}_{\text{CL}} = \sum_i \max(\cos(A_i, f_{i+}) - \cos(A_i, f_{i-}) + \text{margin}, 0). \quad (10)$$

where A_i is the anchor embedding, defined as $\mathbf{h}_x \odot \mathbf{h}_v$, and \odot is Hadamard product. \sum_i indicates a summation over a set of indices i , typically

representing different training samples or pairs. Inspired from (Yasunaga et al., 2022), we construct $\cos(A_i, f_{i+})$ and $\cos(A_i, f_{i-})$ to calculate cosine similarity between A_i and positive feature f_{i+} or negative feature f_{i-} , respectively. This equation measures the loss when the similarity between an anchor and its positive feature is not significantly greater than the similarity between the same anchor and a negative feature, considering a margin for desired separation. Appendix C describes the full DR.KNOWS model training process.

6 Evaluation of DR.KNOWS on CUI Prediction Task

We train the proposed DR.KNOWS (TriAttn and MultiAttn) with their weighted variants (TriAttn_W and MultiAttn_W) on IN-HOUSE and MIMIC dataset. We obtain a datasplit of 600, 81, and 87 on the MIMIC dataset and 3885, 520, 447 on the IN-HOUSE dataset. The main task is to assess how well DR.KNOWS predicts diagnoses using CUIs. To achieve this, we analyze the text in the plan section using a concept extractor and extract the CUIs that fall under the semantic type T047 DISEASE AND SYNDROMES. Specifically, we include the CUIs that are guaranteed to have at least one path with a maximum length of 2 hops between the target CUIs and input CUIs. These selected CUIs form the "gold" CUI set, which is used for training and evaluating the model’s performance. Appendix B and D describe the preprocessing and training setup, respectively. Since DR.KNOWS predicts the top N CUIs, we measure the Recall@N and Precision@N as below. The F-score is the harmonic mean between Recall and Precision, which will also be reported.

$$\text{Recall} = \frac{|\text{pred} \cap \text{gold}|}{|\text{gold}|} \quad (11)$$

$$\text{Precision} = \frac{|\text{pred} \cap \text{gold}|}{|\text{pred}|} \quad (12)$$

Model	Top N	Recall	Precision	F-Score
Concept Ex.	-	56.91	13.59	21.13
T5-L	-	12.95	9.77	9.61
MultiAttn	4	28.80	24.15	24.77
	6	30.76	17.41	20.87
MultiAttn _W	4	26.91	22.79	23.10
	6	29.14	16.73	19.94
TriAttn	4	27.77	24.44	24.63
	6	32.96	16.77	19.94
TriAttn _W	4	29.85	17.61	20.93
	6	29.85	17.61	20.93

Table 1: Concept extraction baseline (Concept Ex.), T5-Large baseline (T5-L), and DR.KNOWS for target CUI prediction on MIMIC-III dataset

Model	Top N	Recall	Precision	F-Score
Concept Ex.	-	90.11	12.38	20.09
MultiAttn _W	6	24.68	15.82	17.69
	8	28.69	15.82	17.33
TriAttn _W	6	34.00	22.88	23.39
	8	44.58	22.43	25.70

Table 2: Performance comparison between concept extraction (Concept Ex.) and two DR.KNOWS variants on target CUI prediction using IN-HOUSE dataset. Due to limited GPU availability caused by concurrent data analysis tasks, we regretfully cannot provide evaluations of all graph models and foundation models on our IN-HOUSE dataset by the submission deadline, but we will include complete experiments upon paper acceptance.

We compare DR.KNOWS with two different baseline systems: the QuickUMLS (Soldaini and Goharian, 2016) is a concept extraction baseline that identifies the medical concepts. We simply take input text and parse it with the QuickUMLS and output a list of concepts. Vanilla-T5 (Raffel et al., 2020) is a generative language model that is fine-tuned on this task and predicts concepts about diagnoses. We parse T5’s generated text into a list of medical concepts using QuickUMLS. Table 1 and 2 presents the DR.KNOWS intrinsic evaluation results. The selection of different top N values is determined by the disparity in length between the two datasets (see App. A). On both datasets, DR.KNOWS performances show higher precision and F-score, showing its advantage in predicting correct diagnostic CUIs. Note that the concept extractor baseline reaches the highest recall, as it finds all the input concepts that greatly overlap with the gold CUIs, in particular on IN-HOUSE dataset which is a nearly extractive dataset (App. A). The underperformance of T5 can be attributed to its tendency to generate concepts unrelated to diagnoses and diseases, rather than focusing on the desired concepts.

7 Path Prompting for Foundation Models

The next two sections delineate a series of methodological steps designed to explore the central research question: “To what extent does the incorporation of DR.KNOWS as a knowledge path-based prompt provider influence performance of language models on diagnosis summarization?” We convey results derived from two distinct foundational models, varying significantly in their parameter scales, namely T5-Large, boasting 770 million parameters (Raffel et al., 2020), and GPT-3.5-turbo with 154 billion parameters (Floridi and Chiriatti, 2020). Specifically, we are granted access to a restricted version of the GPT-3.5-turbo model, which serves as the underlying framework for the highly capable language model ChatGPT.¹ These two sets of models represent the prevailing direction in the evolution of language models: smaller models like T5 that offer easier control and larger models like GPT that generate text with substantial scale and power. Our investigation focuses on evaluating the performance of T5 in fine-tuning and zero-shot settings for GPT models. Our primary objective is not solely to demonstrate cutting-edge results but to critically examine the potential influence of incorporating predicted paths, generated by graph models, as auxiliary knowledge contributors.

We select three distinct T5-Large variants and subject them to fine-tuning using the PROBSUM summarization dataset. The chosen T5 models encompass the vanilla T5 (Raffel et al., 2020), a foundational model that has been extensively employed in varied natural language processing tasks; the Flan-T5 (Chung et al., 2022), which has been fine-tuned using an instructional approach; and the Clinical-T5 (Lehman and Johnson, 2023), which has been specifically trained on the MIMIC dataset. While GPT can handle 4096 tokens, T5 is limited to 512. To ensure a fair comparison, we focus on the Subjective and Assessment (S+A) sections of progress notes as input, providing physicians’ evaluations of patients’ conditions and falling within the 512 token limit of T5. This differs from the Objective sections, which mainly contain numerical values. Details of T5 model fine-tuning and GPT zero-shot setting are presented in Appendix G.

¹This model is hosted on Microsoft Azure AI Studio and the instance is HIPPA-compliant. No data will be sent to Microsoft or OpenAI. This isolation necessitates a Data Use Agreement and enables us to conduct experiments and analysis using the MIMIC-III dataset.

Group	Output Customization Prompts and No.	Perplexity
Non-Subj.	A. <Explain> B. You may utilize these facts: C. You may find these facts helpful:	3.86e-13
Subj.	D. /E. *Act as a medical doctor, and list the top three direct and indirect diagnoses from the Assessment.*(You will be provided with some hints from a knowledge graph.) Explain the reasoning and assumptions behind your answer.	1.03e-03
No.	Context Control with Path Presentation	
1	Structural.e.g. " <i>Infectious Diseases</i> -> <i>has pathological process</i> -> <i>Pneumonia</i> ""->" is added to tokenizers as a new token.	
2	Clause. e.g. " <i>Infectious Diseases has pathological process Pneumonia</i> "	

Table 3: Five manually designed prompts (Output Customization) and two path representation styles (Context Control) we create for the path-prompting experiments. There are 10 prompt patterns in total (5 Output Customization x 2 Context Control). For each Output Customization prompt, we generate 50 paraphrases using ChatGPT and run BETTERPROMPT to obtain the perplexity. This table also include the average perplexity for each prompt. Prompts with *are also deployed for path-less T5 fine-tuning (baseline).

Prompt design to incorporate the graph model predicted paths To incorporate graph model predicted paths into a prompt, we apply a prompt engineering strategy utilizing domain-independent prompt patterns, as delineated in White et al. (2023). Our prompt is constructed with two primary components: the *output customization* prompt, which specifies the requirement of exploiting knowledge paths, and the *context control patterns*, which are directly linked to the DR.KNOWS’s output.

Given that our core objective is to assess the extent to which the prompt can bolster the model’s performance, it becomes imperative to test an array of prompts. Gonen et al. (2022) presents a technique, BETTERPROMPT, which relies on SELECTING PROMPTS BY ESTIMATING LANGUAGE MODEL LIKELIHOOD (SPELL). Essentially, we initiate the process with a manual task-specific prompt, subsequently expanding the prompt set via automatic paraphrasing facilitated by ChatGPT and backtranslation. We then rank these prompts by their perplexity score (averaged over a representative sample of task inputs), ultimately selecting those prompts exhibiting the lowest perplexity.

Guided by this framework, we manually craft five sets of prompts to integrate the path input, which are visually represented in Table 3. Specifically, the first three prompts are designed by a non-medical domain expert (computer scientist), whereas the final two sets of prompts are developed by a medical domain expert (a critical care physician and a medical informaticist). We designate the last two prompts as "Subject-Matter Prompts," with the medical persona, and the first three prompts as "Non-Subject-Matter Prompts." A comprehensive outline elucidating our approach to generating the prompt with paths can be found in the Appendix F.

Evaluation Metrics As illustrated by Gao et al. (2022), the quality of generated diagnoses sum-

mary is evaluated using ROUGE scores (Lin, 2004) and the CUI F-score, a clinical metric that combines CUI recall and precision (Eq. 11 and 12). Both metrics contribute distinct value to the evaluation framework. ROUGE scores quantitatively measure overlap between system-produced and reference summaries, but struggle with abbreviations and acrynoms. The CUI F-score leverages UMLS concepts, accounting for medical terminologies. Together, these metrics provide a comprehensive assessment of model performance, ensuring a holistic evaluation of generated output.

8 Results and Analysis for Diagnosis Summarization

Model	R2	RL	CUI-R	CUI-P	CUI-F
Prompt-based Fine-tuning					
VanillaT5	12.66	29.08	39.17	22.89	26.19
+Path	13.13	30.72	40.73	24.28	27.78
FlanT5	11.83	27.02	38.28	22.32	25.32
+Path	13.30	30.00	38.96	24.74	27.38
ClinicalT5	11.68	25.84	30.37	17.91	19.61
+Path	12.06	25.97	29.45	22.78	23.17
Prompt-based Zero-shot					
ChatGPT	7.05	19.77	23.68	15.52	16.04
+Path	5.70	15.49	25.33	17.05	18.21

Table 4: Best performance on PROBSUM test set from different foundation models across all prompt styles with and without path prompting. We report ROUGE-2 (R2), ROUGE-L (RL), CUI Recall (CUI-R), Precision (CUI-P) and F-score (CUI-F) to illustrate the performance difference better.

The best systems for each foundation model on the PROBSUM test set are presented in Table 4, including those with DR.KNOWS’s predicted paths and those without. Overall, prompt-based finetuning of T5 surpasses ChatGPT’s prompt-based zero-shot approach on all metrics. Models benefit from incorporating paths, particularly for the CUI F-score. Vanilla-T5 with path prompt excels, achieving the highest ROUGE-L score (30.72) and CUI F-score (27.78). Notably, this ROUGE-L score

Input Assessment and Subjective: Mr [****] is a 68 yo M s/p fall while EtOH intox > skull, SAH, SDH. Active issues: PNA resolving, HTN, withdrawal, ileus. Impression: Although presenting with head injury c/b SAH and SDH, his admission has been complicated by an ileus, worsening renal failure and stupor. <Subjective> Chief Complaint: Mr is a 68 yo M s/p fall while EtOH intox > skull, SAH, SDH. Active issues: PNA resolving, HTN, withdrawal, ileus. 24 Hour Events: BLOOD CULTURED ...
Annotated Diagnoses Summary: Ileus; PNA; sepsis - ATN; uremic; SAH/SDH.

Graph Model Top 6 Predicted Paths: (⊙ denotes a self-loop at the second hop, || denotes the path separator.) ileus $\xrightarrow{\text{self}}$ ileus ⊙ || Operation $\xrightarrow{\text{occurs after}}$ Chronic ⊙ || Renal failure $\xrightarrow{\text{is a}}$ Unspecified chronic renal failure ⊙ || Blood $\xrightarrow{\text{has finding site}}$ Sepsis ⊙ || Renal failure $\xrightarrow{\text{self}}$ Renal failure ⊙ || systemic arterial hypertension $\xrightarrow{\text{self}}$ systemic arterial hypertension ⊙

VanillaT5: SAH SDH ileus **VanillaT5+Path:** EtOH intox; fall; SAH SDH **FlanT5:** Although ... head injury c b SAH and SDH, admission ... by an ileus, worsening renal failure and stupor **FlanT5+Path:** SDH; Leukocytosis; GI bleed; EtOH intox; SAH **ClinicalT5:** s p fall; acute on chronic renal failure **ClinicalT5+Path:** SDH; Leukocytosis; GI bleed; EtOH intox; SAH

ChatGPT: 1. skull fracture SAH SDH 2. ileus 3. worsening renal failure <Reasoning> The first diagnosis is based on the patient's chief complaint, and the CT scan results, which show skull fracture, SAH, and SDH. The second diagnosis is based on the 24-hour events, which show that the patient has an ileus. The third diagnosis is based on the creatinine levels, which are rising, urine lytes ordered, which suggests worsening renal failure.

ChatGPT+Path: systemic arterial hypertension; ileus; Renal failure; Unspecified chronic renal failure; Sepsis <Reasoning> The input note mentions systemic arterial hypertension, ileus, renal failure, and unspecified chronic renal failure as active issues, so these diagnoses are directly extracted from the input note. Sepsis is inferred from the fact that blood was cultured and sepsis is a possible complication of the input diagnoses. Although there is a history of fall and head injury, the note does not provide any information about the current status of the head injury, so I did not include head injury as a differential diagnosis.

Table 5: TOP: An example input note presenting a complicated case alone with annotated diagnoses summary. MIDDLE: DR.KNOWS (TriAttn_w) predicts six paths. Note that the prediction "Sepsis" is a correct abstractive concept given that the input note does not contain it. BOTTOM: The T5 models and ChatGPT models output with and without paths. Note that for ChatGPT models, the text before <Reasoning> is used for ROUGE and CUI evaluation in table 4.

could rank third on the PROBSUM leaderboard by Gao et al. (2023). This performance is regarded as commendable considering the fact that the top two systems on the leaderboard utilize ensembled methods (Li et al., 2023; Manakul et al., 2023).

ChatGPT and T5 display distinct behaviors despite receiving the same input. ChatGPT is highly responsive to the prompt, providing reasoning and assumptions for its diagnosis prediction using the prompt ("Explain the reasoning and assumptions behind your answer"). Table 5 presents a complex case along with DR.KNOWS's and foundation models' prediction. Most diagnoses in the annotation could be directly extracted from the input note (Ileus, PNA, SAH/SDH). On these diagnoses, DR.KNOWS predicts paths with self-loop. It also successfully predicts the diagnosis *sepsis*, which requires abstraction and association of *Blood* and other symptoms. Upon examining the outputs of all models, we observe that only ChatGPT+Path has made use of this path and accurately predicted the diagnosis as "sepsis". This is supported by its "Reasoning" section, which states: "inferred from the fact that blood was cultured and ... of the input diagnosis". We further find that among 237 test samples, 38% (n=78) had output by ChatGPT+Path that explicitly mentions the diagnosis is inferred from or supported by the knowledge paths/graph in its reasoning. We include some examples in Appendix I. Such patterns are not found in other models. Another important observation is that ChatGPT+Path utilizes the concept names that show up in the paths, while the other models tend to copy the names from the input. When DR.KNOWS predicts paths and

concepts based on CUI, we convert the CUI back to the concept name by choosing the first name in the CUI vocabulary. For example, *systemic arterial hypertension* is the same CUI (C0020538) as *HTN* in the input but with a different name. ChatGPT+Path picks up this name from the paths instead of *HTN*, which might be penalized by ROUGE scores.

Additionally, we note that graph models may produce less relevant paths, potentially impacting the foundation models. For example, a predicted path connecting the concept of *acuteness* to *Ulcer Stress*, given a patient with pneumonia, hypertension, and respiratory distress as primary diagnoses, leads to the foundation models generating *Ulcer Stress*. We conclude this issue as a future direction to improve DR.KNOWS performance. Moreover, we recognize the necessity for advanced error analysis to gain deeper understanding of model behaviors, which warrants further investigation.

9 Conclusion

This paper introduces a novel graph-based approach, DR.KNOWS, for identifying likely diagnoses from patient representation in progress notes. DR.KNOWS select top N diagnoses using multi-hop paths, outperforming concept extraction and T5 baselines. We further fine-tune T5 models using these paths as prompts and leverage path-based zero-shot prompting for ChatGPT. Results demonstrate improved diagnosis prediction using knowledge paths. Manual analysis reveals ChatGPT effectively utilizes paths in reasoning and explaining diagnostic conclusions.

Limitations

Data Limitation: The limitations of our approach stem from its reliance on the quality and comprehensiveness of both the electronic health records (EHRs) and the UMLS knowledge graph. Any errors, inaccuracies, or omissions in these sources have the potential to result in incorrect diagnosis predictions. To address this issue, future studies should explore strategies for mitigating the impact of such problems, such as implementing data-cleaning techniques and cross-verifying input data. Additionally, it is important to note that our work is constrained by the scarcity of annotated data for diagnosis. As a result, our system is restricted to a single EHR dataset with annotation. Although our system demonstrates improved accuracy in generating diagnoses, it still lacks integration with other modalities of information within the EHR, as well as other clinical note types, such as radiology reports, discharge summaries, and structured data like laboratory results and vital signs.

Performance in Clinical Settings: Our study focuses on the initial phase of diagnostic decision support system development. It is important to note that expert evaluation has not been conducted, and the generalizability of the findings to other clinical environments, such as outpatient clinics or long-term care facilities, has not been assessed.

Ethical Considerations

Patient Privacy and Data Security: The use of real-world EHRs, even when de-identified, carries inherent risks to patient privacy. It's crucial to ensure strict data protection and privacy measures throughout the process, in compliance with relevant regulations like HIPAA. We adhere strictly to the Data Use Agreement of the MIMIC dataset, refraining from sharing the data with any third parties. Our IN-HOUSE EHR dataset, which includes electronic protected health information (ePHI), is securely stored on a HIPAA-compliant workstation. All experiments conducted on this EHR are performed within this server, ensuring the utmost confidentiality, integrity, and availability of the data. Additionally, appropriate security controls and safeguards are implemented to protect patient privacy.

Algorithm Transparency and Accountability: The black-box nature of many AI models may raise questions about transparency and accountability. While our model offers an explainable diagnostic

pathway, the complexity of AI decision-making may still be challenging to fully interpret and validate, raising potential concerns about trustworthiness.

Risk of Overreliance on AI: The usage of AI for diagnostic predictions should not replace the critical thinking and decision-making abilities of healthcare professionals. It should serve as a tool to assist and augment their abilities, and it's important to ensure that healthcare providers don't become over-reliant on AI systems.

Potential for Bias: AI models are prone to reproduce and even amplify the biases present in their training data. Unconscious biases in healthcare can lead to disparities in care quality and outcomes. It's critical to scrutinize the model for potential biases and continually monitor its performance in various demographic groups to ensure fairness.

References

- Griffin Adams, Emily Alsentzer, Mert Ketenci, Jason Zucker, and Noémie Elhadad. 2021. What's in a summary? laying the groundwork for advances in hospital-course summarization. In *Proceedings of the conference. Association for Computational Linguistics. North American Chapter. Meeting*, volume 2021, page 4794. NIH Public Access.
- Claudio Aracena, Fabián Villena, Matías Rojas, and Jocelyn Dunstan. 2022. A knowledge-graph-based intrinsic test for benchmarking medical concept embeddings and pretrained language models. In *Proceedings of the 13th International Workshop on Health Text Mining and Information Analysis (LOUHI)*, pages 197–206.
- Christian Baumgartner. 2023. The potential impact of chatgpt in clinical and translational medicine. *Clinical and translational medicine*, 13(3).
- Olivier Bodenreider. 2004. The unified medical language system (umls): integrating biomedical terminology. *Nucleic acids research*, 32(suppl_1):D267–D270.
- Judith L Bowen. 2006. Educational strategies to promote clinical diagnostic reasoning. *New England Journal of Medicine*, 355(21):2217–2225.
- PJ Brown, JL Marquard, B Amster, M Romoser, J Friderici, S Goff, and D Fisher. 2014. What do physicians read (and ignore) in electronic progress notes? *Applied clinical informatics*, 5(02):430–444.
- Hyung Won Chung, Le Hou, Shayne Longpre, Barret Zoph, Yi Tay, William Fedus, Eric Li, Xuezhi Wang, Mostafa Dehghani, Siddhartha Brahma, et al.

2022. Scaling instruction-finetuned language models. *arXiv preprint arXiv:2210.11416*.
- Alexis Conneau, Douwe Kiela, Holger Schwenk, Loïc Barrault, and Antoine Bordes. 2017. [Supervised learning of universal sentence representations from natural language inference data](#). In *Proceedings of the 2017 Conference on Empirical Methods in Natural Language Processing*, pages 670–680, Copenhagen, Denmark. Association for Computational Linguistics.
- Gino Roberto Corazza, Marco Vincenzo Lenti, and Peter David Howdle. 2021. Diagnostic reasoning in internal medicine: a practical reappraisal. *Internal and Emergency Medicine*, 16:273–279.
- Pat Croskerry. 2005. Diagnostic failure: A cognitive and affective approach. *Advances in Patient Safety: From Research to Implementation (Volume 2: Concepts and Methodology)*.
- Luciano Floridi and Massimo Chiriatti. 2020. Gpt-3: Its nature, scope, limits, and consequences. *Minds and Machines*, 30:681–694.
- Bryant Furlow. 2020. Information overload and unsustainable workloads in the era of electronic health records. *The Lancet Respiratory Medicine*, 8(3):243–244.
- Yanjun Gao, Dmitriy Dligach, Timothy Miller, Matthew M Churpek, and Majid Afshar. 2023. Overview of the problem list summarization (probsum) 2023 shared task on summarizing patients’ active diagnoses and problems from electronic health record progress notes. *arXiv preprint arXiv:2306.05270*.
- Yanjun Gao, Dmitriy Dligach, Timothy Miller, Dongfang Xu, Matthew MM Churpek, and Majid Afshar. 2022. Summarizing patients’ problems from hospital progress notes using pre-trained sequence-to-sequence models. In *Proceedings of the 29th International Conference on Computational Linguistics*, pages 2979–2991.
- Hila Gonen, Sridhar Iyer, Terra Blevins, Noah A Smith, and Luke Zettlemoyer. 2022. Demystifying prompts in language models via perplexity estimation. *arXiv preprint arXiv:2212.04037*.
- Bin He, Di Zhou, Jinghui Xiao, Xin Jiang, Qun Liu, Nicholas Jing Yuan, and Tong Xu. 2020. Bert-mk: Integrating graph contextualized knowledge into pre-trained language models. In *Findings of the Association for Computational Linguistics: EMNLP 2020*, pages 2281–2290.
- Ziniu Hu, Yichong Xu, Wenhao Yu, Shuohang Wang, Ziyi Yang, Chenguang Zhu, Kai-Wei Chang, and Yizhou Sun. 2022. Empowering language models with knowledge graph reasoning for open-domain question answering. In *Proceedings of the 2022 Conference on Empirical Methods in Natural Language Processing*, pages 9562–9581.
- Kung-Hsiang Huang, Mu Yang, and Nanyun Peng. 2020. [Biomedical event extraction with hierarchical knowledge graphs](#). In *Findings of the Association for Computational Linguistics: EMNLP 2020*, pages 1277–1285, Online. Association for Computational Linguistics.
- Neel Kanwal and Giuseppe Rizzo. 2022. Attention-based clinical note summarization. In *Proceedings of the 37th ACM/SIGAPP Symposium on Applied Computing*, pages 813–820.
- Eric Lehman and Alistair Johnson. 2023. Clinical-t5: Large language models built using mimic clinical text.
- Hao Li, Yuping Wu, Viktor Schlegel, Riza Batistana-Navarro, Thanh-Tung Nguyen, Abhinav Ramesh Kashyap, Xiaojun Zeng, Daniel Beck, Stefan Winkler, and Goran Nenadic. 2023. Pulsar: Pre-training with extracted healthcare terms for summarising patients’ problems and data augmentation with black-box large language models. *arXiv preprint arXiv:2306.02754*.
- Jennifer Liang, Ching-Huei Tsou, and Ananya Poddar. 2019. [A novel system for extractive clinical note summarization using EHR data](#). In *Proceedings of the 2nd Clinical Natural Language Processing Workshop*, pages 46–54, Minneapolis, Minnesota, USA. Association for Computational Linguistics.
- Chin-Yew Lin. 2004. Rouge: A package for automatic evaluation of summaries. In *Text Summarization Branches Out*, pages 74–81.
- Fangyu Liu, Ehsan Shareghi, Zaiqiao Meng, Marco Basaldella, and Nigel Collier. 2021. Self-alignment pretraining for biomedical entity representations. In *Proceedings of the 2021 Conference of the North American Chapter of the Association for Computational Linguistics: Human Language Technologies*, pages 4228–4238.
- Jinghui Liu, Daniel Capurro, Anthony Nguyen, and Karin Verspoor. 2022. “note bloat” impacts deep learning-based nlp models for clinical prediction tasks. *Journal of biomedical informatics*, 133:104149.
- Qiuhaio Lu, Dejing Dou, and Thien Huu Nguyen. 2021. Parameter-efficient domain knowledge integration from multiple sources for biomedical pre-trained language models. In *Findings of the Association for Computational Linguistics: EMNLP 2021*, pages 3855–3865.
- Potsawee Manakul, Yassir Fathullah, Adian Liusie, Vyas Raina, Vatsal Raina, and Mark Gales. 2023. Cued at probsum 2023: Hierarchical ensemble of summarization models. *arXiv preprint arXiv:2306.05317*.
- Sohn Nijor, Gavin Rallis, Nimit Lad, and Eric Gokcen. 2022. Patient safety issues from information overload in electronic medical records. *Journal of Patient Safety*, 18(6):e999–e1003.

Shirui Pan, Linhao Luo, Yufei Wang, Chen Chen, Jipu Wang, and Xindong Wu. 2023. Unifying large language models and knowledge graphs: A roadmap. *arXiv preprint arXiv:2306.08302*.

Rimma Pivovarov and Noémie Elhadad. 2015. Automated methods for the summarization of electronic health records. *Journal of the American Medical Informatics Association*, 22(5):938–947.

Colin Raffel, Noam Shazeer, Adam Roberts, Katherine Lee, Sharan Narang, Michael Matena, Yanqi Zhou, Wei Li, and Peter J Liu. 2020. Exploring the limits of transfer learning with a unified text-to-text transformer. *The Journal of Machine Learning Research*, 21(1):5485–5551.

Adam Rule, Steven Bedrick, Michael F Chiang, and Michelle R Hribar. 2021. Length and redundancy of outpatient progress notes across a decade at an academic medical center. *JAMA Network Open*, 4(7):e2115334–e2115334.

Guergana K Savova, James J Masanz, Philip V Ogren, Jiaping Zheng, Sunghwan Sohn, Karin C Kipper-Schuler, and Christopher G Chute. 2010. Mayo clinical text analysis and knowledge extraction system (ctakes): architecture, component evaluation and applications. *Journal of the American Medical Informatics Association*, 17(5):507–513.

Luca Soldaini and Nazli Goharian. 2016. QuickUMLS: a fast, unsupervised approach for medical concept extraction. In *MedIR workshop, sigir*, pages 1–4.

Lawrence L Weed. 1969. Medical records, medical education, and patient care: The problem-oriented medical record as a basic tool. *Cleveland, OH: Press of Case Western University*.

Jules White, Quchen Fu, Sam Hays, Michael Sandborn, Carlos Olea, Henry Gilbert, Ashraf Elnashar, Jesse Spencer-Smith, and Douglas C Schmidt. 2023. A prompt pattern catalog to enhance prompt engineering with chatgpt. *arXiv preprint arXiv:2302.11382*.

Keyulu Xu, Weihua Hu, Jure Leskovec, and Stefanie Jegelka. 2019. [How powerful are graph neural networks?](#) In *International Conference on Learning Representations*.

Michihiro Yasunaga, Antoine Bosselut, Hongyu Ren, Xikun Zhang, Christopher D Manning, Percy S Liang, and Jure Leskovec. 2022. Deep bidirectional language-knowledge graph pretraining. *Advances in Neural Information Processing Systems*, 35:37309–37323.

Michihiro Yasunaga, Hongyu Ren, Antoine Bosselut, Percy Liang, and Jure Leskovec. 2021. Qa-gnn: Reasoning with language models and knowledge graphs for question answering. In *Proceedings of the 2021 Conference of the North American Chapter of the Association for Computational Linguistics: Human Language Technologies*, pages 535–546.

Jing Zhang, Xiaokang Zhang, Jifan Yu, Jian Tang, Jie Tang, Cuiping Li, and Hong Chen. 2022. Subgraph retrieval enhanced model for multi-hop knowledge base question answering. In *Proceedings of the 60th Annual Meeting of the Association for Computational Linguistics (Volume 1: Long Papers)*, pages 5773–5784.

A MIMIC-III and IN-HOUSE Data Examples

Table 6 describes the statistical information of MIMIC-III and IN-HOUSE datasets, where IN-HOUSE dataset includes all hospital settings compared to MIMIC-III dataset focusing on ICU. In addition, the average number of input and output CUIs on IN-HOUSE dataset is more than MIMIC-III ones, but MIMIC-III contains almost 50% abstractive concepts, i.e. the concepts or CUIs not being mentioned in the input, compared to IN-HOUSE with less than 1%. Table 8 shows plan section data examples from MIMIC-III and IN-HOUSE, where different diagnosis/problem is outlined and the corresponding treatment plan is given.

Dataset	Dept.	#Input CUIs	#Output CUIs	% AbstCon
MIMIC-III	ICU	15.95	3.51	48.92%
IN-HOUSE	All	41.43	5.81	<1%

Table 6: Average number of unique Concept Unique Identifiers (CUI) in the input and output on the two EHR dataset: MIMIC-III and IN-HOUSE

B Datasets Preprocessing Steps

Here we describe how to extract ground truth CUIs for the CUI prediction task from a given input medical narrative and the target plan sections. We employ two medical concept extractors that rely on UMLS SNOMED CUIs: cTAKES, a Java toolkit (Savova et al., 2010), and QuickUMLS, a lightweight Python package (Soldaini and Goharian, 2016). For our IN-HOUSE dataset, we utilize cTAKES for note pre-processing, as it is integrated into a pre-built pipeline specifically designed for data analytics within the hospital’s HIPAA-compliant network. On the other hand, for

(Annotated Diagnoses and CUIs) BRBPR; Pancreatitis; Cholecystitis C0018932; C0008325; C0030305
--

Table 7: Annotated diagnoses and their corresponding Concept Unique Identifiers (CUIs)

MIMIC-III Plan section:

1. GIB: s/p endoscopy Thursday without clear source of bleeding; Friday repeat EGD showed a duodenal ulcer with a clean base and no active bleeding. C. diff negative, h. pylori pending. Tagged red scan negative, CTA done and no read back.

- appreciate GI recommendations
- continue to trend Hct Q8hours, goal > 25, goal INR < 1.5 - f/up h. pylori
- f/up CTA read

2. FEVER: new fever yesterday with rigors, new productive cough and RLL infiltrate on CXR. Started on vanco/zosyn, CTA at lung bases looks like B atelectasis vs. PNA, not enough windows to evaluate fully. Sputum cx with oral flora.

- continue vanco + zosyn
 - f/up cultures
-

IN-HOUSE Plan section:

NEURO: This patient is cognitively intact. Does not describe any pain.

RESPIRATORY: As mentioned, the patient request to be do not intubate, have been giving him face mask to maintain saturation and will perform nonrebreather mask and BiPAP as needed.

CARDIOVASCULAR: As mentioned above, the patient this morning found to be profoundly hypotensive, with a SIRS picture of tachypnea, elevated white blood count, bandemia, and low temperature at .

GI: Recent diverticular and AVM bleed secondary to anticoagulation.

Table 8: MIMIC-III and IN-HOUSE plan section data examples.

the MIMIC-III dataset, we opt for QuickUMLS due to its user-friendly nature, facilitating the reproducibility of the study on the public dataset. Both cTakes and QuickUMLS demonstrate similar levels of performance. Table 7 presents an example list of diagnoses and CUIs, after being parsed by cTAKES and QuickUMLS.

In order to create the ground truth for the CUI prediction task (§6), we aim to identify the set of CUIs within the plan sections that ensure the existence of the shortest path connecting them to the input CUIs. It is important to note that without such a path, a knowledge graph-based solution will be unable to locate the corresponding CUIs. Mathematically, the ground truth set of CUIs is defined as follows: For every CUI c_i in the ground truth set, there exists a path with a maximum length of 2 to the CUI c_j , where c_j is an element of the input set of CUIs. We exclude paths with lengths exceeding 2 (i.e., more than 2 hops) from consideration, as our empirical findings suggest that source and target concepts connected by 3-hop paths have a lower likelihood of being clinically meaningful.

In practice, for every pair of CUIs (c_i, c_j) , where c_i is in the plan sections CUIs and c_j in the input text, we run a Dijkstra algorithm to find if there exists a path with length as 2 or less. Algorithm 1 presents the workflow of identifying the ground truth CUIs for CUI prediction tasks.

C Details of DR.KNOWS Graph Model Training Algorithm

The DR.KNOWS model whole training for path selection is shown in Algo. 2.

Algorithm 1 Extract Path-based CUIs as Ground Truth for CUI Prediction Task

```
1: procedure FINDSHORTESTPATHS(PlanSectionCUIs, InputCUIs)
2:   Initialize TargetOutput as an empty set
3:   for each concept  $c_i$  in PlanSectionCUIs do
4:     for each concept  $c_j$  in InputCUIs do
5:       Run Dijkstra’s algorithm to find the shortest
        paths from  $c_i$  to  $c_j$ 
6:       Let  $shortestPath$  be the shortest path found,
         $l$  be the length of the  $shortestPath$ 
7:       if  $l \leq 2$  then
8:         Include  $c_i$  in TargetOutput
9:       else
10:        Ignore  $c_i$ 
11:       end if
12:     end for
13:   end for
14:   return TargetOutput
15: end procedure
```

Algorithm 2 DR.KNOWS Graph Model Training for Path Selection

Require: UMLS knowledge graph \mathcal{G} , input patient text \mathbf{x}

```
1: Build  $\mathcal{V}_{src}$  and  $\mathcal{E}_{src}$  given  $\mathbf{x}$ 
2: Initialise CUI embedding  $\text{CUI}(\mathbf{v}_i)$  or  $\text{CUI}(\mathbf{v}_i)_w$  as  $\mathbf{h}_i$ 
   and relation embedding  $\mathbf{e}_t$  as one-hot embedding
3: while not halting do
4:   if  $t > 1$  then Update  $\mathcal{V}_{src}$ 
5:   end if
6:   Update node representation of  $\mathbf{v}_i$  based on Eq. 1
7:   Generate path embedding  $\mathbf{p}_i$  in the Path Encoder
   based on Eq. 3-4
8:   Rank path embedding using MultiAttn or TriAttn
   based on Eq. 5-7
9: end while
10: Calculate loss function based on Eq. 8-10
11: Update model’s parameter  $\theta$ 
```

D DR.KNOWS Training Setup

For the proposed graph models, we use SapBERT (Liu et al., 2021) as an encoder to encode input patient text and CUI concepts. Within the graph model components in Figure 3, we use a Transformer as the path encoder, and MultiAttn or TriAttn is used as the path ranker. The number of t is 2. At each hop iteration during training, the selected top N is 8. Then N is set as 4 or 6 for inference. The oracle setting is True in the graph model training, and then set as False for inference. The AdamW optimizer with $1e-5$ learning rate is used by decaying it every 3 epochs during training. The graph model is trained for 10 epochs.

E Finetuning T5 Models with Different Attention Mechanisms and Prompts on CUI Recall, Precision and F-Score

We further compare the finetuning T5 model and its variants with different attention mechanisms under the CUI prediction task, depicted in Figure 4. In general, MultiAttn achieves the best performance across recall, precision and F-score compared with other attention mechanisms. After adding TF-IDF-based weighting scheme, all metrics of the MultiAttn_W decreases, but the weighting scheme improves the TriAttn mechanism. In addition, the standard division of TriAttn with or without the weighting scheme is generally smaller than the MultiAttn ones. In Figure 5, the fine-tuning T5 with the Subj. prompts has smaller standard division across all metrics on CUI prediction task, although Non-Subj. ones have higher recall, precision and F-score.

In Figure 6, we analyze the CUI Recall, Precision, and F-score of Clinical T5 through path-prompt fine-tuning. This provides valuable insights into its performance compared to the other two T5 models. We observe significant variations in all three metrics based on different prompt selections, indicating high sensitivity of Clinical T5 to prompts. Notably, Clinical T5 is trained on the MIMIC data (Lehman and Johnson, 2023), which may have a distinct perplexity distribution compared to general-domain language models.

F Paraphrased Customization Prompts using ChatGPT

We provide manual task-specific prompts in Table 3 to ChatGPT, and ask it to paraphrase those

prompts by giving an instruction as “Paraphrase this prompt <Manual Prompts> to 50 different prompts”.² Then BETTERPROMPT (Gonen et al., 2022) is used to evaluate those prompts providing perplexity, and top 5 prompts with the lowest perplexity are selected for further finetuning. Table 10 shows the full list of top 5 "Non-Subject-Matter" and "Subject-Matter Prompts" paraphrased prompts with the corresponding perplexity scores.

G T5 Model Finetuning and GPT Zero-shot Setting

T5 Promp-based Fine-tuning Setting In the process of fine-tuning T5 using path prompts, we select the prompt with the lowest perplexity from both the non-subject matter (n=3) and subject matter prompts (n=2). This selection is based on the results shown in Table 10. We utilize the graph model to generate paths for all samples in the training, development, and test sets. These paths will be concatenated with the prompts. Subsequently, we proceed to fine-tune the chosen prompt using the PROBSUM training set. As there are four variants of the graph model, we obtain 20 sets of path prompts by combining five prompt styles with the four graph model variants. In the context of path-less prompt-finetuning, we utilize two sets of prompts: one is the non-subject matter prompt, which starts with the "summarize;" (the default setting for T5’s training). The other is the subject matter prompt with a slight modification that removes the contents about paths, as we show in Table 3 (“Act as a medical doctor, . . . from the Assessment”). We then fine-tune T5 with prompts on the PROBSUM training set. Three T5-Large variants are finetuned for 20 epochs and the early stop is 3. The AdamW optimizer with learning rate $1e-5$ is the same as graph model training.

ChatGPT Zero-Shot Prompting Setup We employ the same prompt selection approach as previously applied to T5, that is, to pick the prompt with the lowest perplexity. ChatGPT is sensitive to the prompt. Following the originally selected prompt, ChatGPT does not separate its diagnosis and reasoning generation, as the original prompt does not include specific output requirements. Consequently, we initially evaluate the prompt using 73 samples from the PROBSUM development set. Subsequently, we proceed with the zero-shot exper-

²<https://openai.com/blog/chatgpt>

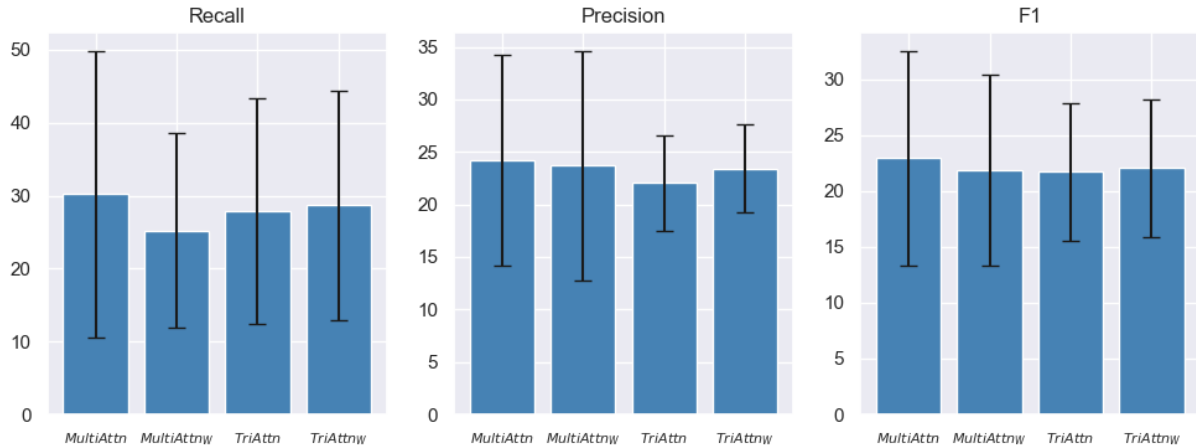


Figure 4: Finetuning Vanilla T5 with different attention mechanisms on CUI Prediction Evaluation, where each bar shows the average scores aligned with the corresponding standard deviation.

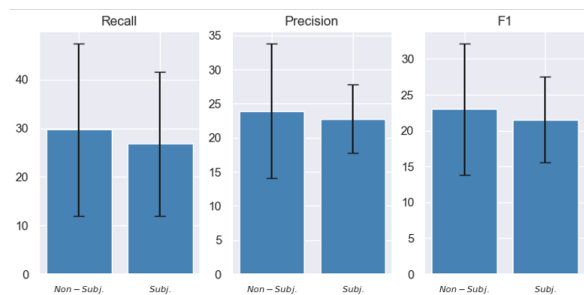


Figure 5: Finetuning Vanilla T5 with Non-Subj. and Subj. prompts on CUI prediction evaluation, where each bar shows the average scores aligned with the corresponding standard deviation.

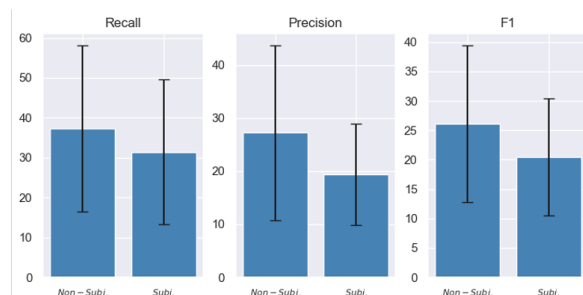


Figure 6: Finetuning Clinical T5 with Non-Subj. and Subj. prompts on CUI prediction evaluation, where each bar shows the average scores aligned with the corresponding standard deviation.

iments on the test set, while making additional adjustments to the prompt to enable ChatGPT to generate diagnoses and reasoning separately. Specifically, we ask ChatGPT to use “<Reasoning>” to separate its diagnoses and assumption. We utilize the same development set to fine-tune the hyperparameters essential for text generation. To ensure consistency and reproducibility, we set the temperature to 1 and impose a maximum limit of 160 tokens for the generated output. This limit prevents excessive generation and the introduction of extraneous information or noise.

Another key observation during the setup of the zero-shot prompt-based experiment is that ChatGPT solely copies the output from knowledge paths without considering the input note. This is because the prompt does not explicitly require ChatGPT to utilize information from the input note. This deviation from our original intention to test if path prompts improve the note summarization task of foundation models undermines the primary focus

Input	Model	R2	RL	CUI F
S+A	VanillaT5	11.28±0.17	27.83±0.20	25.03±0.20
	FlanT5	11.24±0.17	25.94±0.19	23.70±0.20
	ClinicalT5	10.30±0.15	21.48±0.18	16.66±0.18
S+A+PATHS	VanillaT5	12.31±0.55	29.07±0.75	19.87±8.99
	FlanT5	11.70±0.94	27.81±1.55	19.32±5.97
	ClinicalT5	8.80±2.54	22.58±4.18	21.78±14.03

Table 9: Evaluating the finetuned T5 on PROBSUM test set (n=237). We report average ROUGE-2 (R2), ROUGE-L (RL) and CUI F-score (CUI F) performance on all prompts for each T5.

on the note as the main source of information. Therefore, we add additional instructions to prompt ChatGPT to focus on the input note and be aware of the noisy knowledge graphs.

H More Results on Prompt-finetuning T5 and its variants

Table 9 presents the average and standard deviation of ROUGE and CUI scores when evaluating each T5 model across all prompts. Despite the variation

in prompts between path-less T5 and path-based T5, which has the potential to affect performance, it is crucial to acknowledge that the accuracy of the graph model may also vary, thereby potentially negatively impacting path-based T5. These factors may counterbalance each other. Nevertheless, despite these potential challenges, we consistently achieved higher average scores on most metrics through path-based fine-tuning. Therefore, based on these compelling results, we affirm the continued superiority of path-based fine-tuning in terms of performance.

I More Examples for Diagnosis Summarization Using ChatGPT Prompt-based Zero-shot Approach

Table 11 presents more examples where given the input notes and DR.KNOWS predicted paths, the ChatGPT_{+Path} utilizes the predicted diagnoses in knowledge paths, and generates reasoning that directly mention it utilizes the knowledge paths.

Manual Prompts	Top 5 Paraphrased Variants	Perplexity
You may utilize these facts:	Employ these facts to bolster your understanding:	2.95e-8
	Employ these facts to strengthen your research:	3.02e-8
	Employ these facts to broaden your knowledge:	3.47e-8
	Use these facts to complement your findings:	3.59e-8
	Use these facts to broaden your perspective:	5.10e-8
You may find these facts helpful:	Consider these facts as potentially practical:	2.26e-9
	Consider these facts as potentially insightful:	3.50e-9
	Consider these facts as potentially beneficial:	4.66e-9
	Consider these facts as potentially valuable:	4.68e-9
	You might find these facts advantageous:	4.72e-9
Act as a medical doctor, and list the top three direct and indirect diagnoses from the Assessment. Explain the reasoning and assumptions behind your answer.	Imagine yourself as a physician and outline the three key direct and indirect diagnoses identified in the Assessment. Discuss the reasoning and assumptions that guide your response.	3.98e-4
	In the role of a physician, generate a list of the Assessment's three primary direct and indirect diagnoses. Shed light on the reasoning and assumptions that inform your decision.	5.50e-4
	Act as a medical doctor and detail the top three direct and indirect diagnoses resulting from the Assessment. Justify your choices by explaining the reasoning and assumptions involved.	5.81e-4
	In your role as a medical doctor, please outline the primary three direct and indirect diagnoses based on the Assessment. Elucidate the reasoning and assumptions underlying your choices.	5.83e-4
	Take on the role of a doctor and indicate the Assessment's top three direct and indirect diagnoses. Justify your choices by explaining the underlying reasoning and assumptions.	6.08e-4
	Act as a medical doctor, and list the top three direct and indirect diagnoses from the input note. You will be provided with some hints from a knowledge graph. Explain the reasoning and assumptions behind your answer.	Imagine you are a medical professional equipped with a knowledge graph, and generate the top three direct and indirect diagnoses from the input note.
Imagine you are a physician incorporating knowledge graph hints, and outline the top three direct and indirect diagnoses stemming from the input note. Discuss the reasoning and assumptions that inform your diagnostic analysis.		4.69e-4
Act as a doctor, leveraging insights from a knowledge graph, and compile a list of the primary direct and indirect diagnoses derived from the input note. Explain the reasoning and assumptions underlying your responses.		1.04e-3
In the capacity of a physician, employ the information from a knowledge graph to identify the three principal direct and indirect diagnoses stemming from the input note. Justify your answers by explaining the reasoning and assumptions involved.		1.10e-3
Imagine yourself as a doctor utilizing a knowledge graph, and provide a comprehensive breakdown of the top three direct and indirect diagnoses resulting from the input note. Clarify the reasoning and assumptions that underpin your diagnostic selections.		1.17e-3

Table 10: The full list of top 5 "Non-Subject-Matter" and "Subject-Matter Prompts" paraphrased prompts with the corresponding perplexity scores (Note: as most <Explain> prompt variants generated by ChatGPT are irrelevant to path prompting compared to the other manual prompt variants. We only evaluate the <Explain> itself using BETTERPROMPT, and its perplexity is 3.86e-13)

Input Note (Partial) 55M with history of Afib, cardiomyopathy, presenting with anasarca and shortness of breath with plan for ...
DR.KNOWS Top 6 Predicted Paths auricular fibrillation self auricular fibrillation \odot ||
 ENCEPHALOPATHY self ENCEPHALOPATHY \odot || Cardiomyopathies $\xrightarrow{\text{is a}}$ Heart failure $\xrightarrow{\text{is a}}$ failure heart systolic
 Cardiomyopathies self Cardiomyopathies \odot || auricular fibrillation $\xrightarrow{\text{is a}}$ AF - Paroxysmal atrial fibrill \odot ||
 Cardiomyopathies $\xrightarrow{\text{is a}}$ Heart failure $\xrightarrow{\text{is a}}$ Congestive heart failure ||
ChatGPT+Path: AF - Paroxysmal atrial fibrill; ENCEPHALOPATHY; failure heart systolic <Reasoning> The patient has a history of atrial fibrillation and cardiomyopathy. The input note mentions that the patient has encephalopathy and has had fluid removed with ultrafiltration. The knowledge graph shows that encephalopathy is a symptom of cardiomyopathies and heart failure. The graph also shows that atrial fibrillation is a cause of heart failure.

Input Note (Partial) 51 y/o M w/IPF and baseline hypoxemia who presents with worsening dyspnea, cough, and hemoptysis.
DR.KNOWS Top 6 Predicted Paths Complaining of cough self Complaining of cough \odot ||
 Hypersensitivity reaction, NOS $\xrightarrow{\text{is a}}$ Contact Dermatitis \odot || Drug allergy $\xrightarrow{\text{has definitional manifestation}}$ Allergy to mersalyl \odot ||
 Hypoxaemia has definitional manifestation Type 1 respiratory failure \odot ||
 Hypersensitivity reaction, NOS $\xrightarrow{\text{is a}}$ Contact Dermatitis $\xrightarrow{\text{possibly equivalent to}}$ Contact dermatitis due to drugs and medicine
ChatGPT+Path: 1. Type 1 respiratory failure 2. Contact dermatitis due to drugs and medicine <Reasoning> The patient presents with worsening dyspnea, cough, and hemoptysis. Given the baseline hypoxemia, Type 1 respiratory failure is a direct diagnosis that is highly relevant and necessary. Although there is no known drug allergy, the knowledge graph suggests that the patient may have contact dermatitis due to drugs and medicine, which is an indirect diagnosis that may be related.

Table 11: More examples showing ChatGPT+Path utilizing DR.KNOWS predicted paths to infer diagnoses.