

# OPTIMAL TRANSPORT-INSPIRED DEEP LEARNING FRAMEWORK FOR SLOW-DECAYING PROBLEMS: EXPLOITING SINKHORN LOSS AND WASSERSTEIN KERNEL

MOAAD KHAMLICH<sup>1</sup>, FEDERICO PICHI<sup>2</sup>, AND GIANLUIGI ROZZA<sup>1</sup>

**ABSTRACT.** Reduced order models (ROMs) are widely used in scientific computing to tackle high-dimensional systems. However, traditional ROM methods may only partially capture the intrinsic geometric characteristics of the data. These characteristics encompass the underlying structure, relationships, and essential features crucial for accurate modeling.

To overcome this limitation, we propose a novel ROM framework that integrates optimal transport (OT) theory and neural network-based methods. Specifically, we investigate the Kernel Proper Orthogonal Decomposition (kPOD) method exploiting the Wasserstein distance as the custom kernel, and we efficiently train the resulting neural network (NN) employing the Sinkhorn algorithm. By leveraging an OT-based nonlinear reduction, the presented framework can capture the geometric structure of the data, which is crucial for accurate learning of the reduced solution manifold. When compared with traditional metrics such as mean squared error or cross-entropy, exploiting the Sinkhorn divergence as the loss function enhances stability during training, robustness against overfitting and noise, and accelerates convergence.

To showcase the approach's effectiveness, we conduct experiments on a set of challenging test cases exhibiting a slow decay of the Kolmogorov  $n$ -width. The results show that our framework outperforms traditional ROM methods in terms of accuracy and computational efficiency.

**Keywords:** Wasserstein distance, sinkhorn loss, kernel proper orthogonal decomposition, deep learning, convolutional autoencoders, parametrized PDEs.

## 1. INTRODUCTION

Reduced order modeling has emerged as a powerful technique to speed up the investigation of complex systems described by partial differential equations (PDEs). In fact, the discretization of generic nonlinear PDEs often yields high-dimensional solution vectors, meaning that the description of their behavior is well-captured when employing a consistent number of degrees of freedom. This can have a substantial impact on the computational cost of analyzing the physical phenomena.

Fortunately, many practical problems exhibit a low dimensional set of dominant patterns that characterize the solution's variation with respect to the parameters, indicating the presence of redundant variables in the description of the phenomena. This motivates the use of dimensionality reduction techniques to compress the original dataset while retaining its essential properties. By employing these techniques, it becomes possible to create low-dimensional surrogate models, known as reduced order models (ROMs) [1, 2, 3, 4, 5, 6], that capture the essential features of the original high-dimensional full order model (FOM), while reducing the computational cost of the simulation.

Specifically, dimensionality reduction techniques can be classified into linear and nonlinear methods, depending on the nature of the map from the reduced order to the full order space.

Linear approaches, such as the proper orthogonal decomposition (POD) and the Greedy algorithm, measure the approximability of the solution within a linear trial subspace in terms of the Kolmogorov  $n$ -width. The Kolmogorov  $n$ -width, denoted by  $d_n(\mathcal{S}, |\cdot|)$ , is a measure of the best possible approximation of a set  $\mathcal{S}$  by an  $n$ -dimensional subspace  $\mathcal{V}$ , where  $|\cdot|$  represents a norm. It quantifies how well the elements in  $\mathcal{S}$  can be approximated using elements from  $\mathcal{V}$ , and it is defined as:

<sup>1</sup> MATHLAB, MATHEMATICS AREA, SISSA, VIA BONOMEA 265, I-34136 TRIESTE, ITALY

<sup>2</sup> CHAIR OF COMPUTATIONAL MATHEMATICS AND SIMULATION SCIENCE, ÉCOLE POLYTECHNIQUE FÉDÉRALE DE LAUSANNE, 1015 LAUSANNE, SWITZERLAND

$$d_n(\mathcal{S}, |\cdot|) \stackrel{\text{def}}{=} \inf_{\substack{\mathcal{V} \text{ s.t.} \\ \dim(\mathcal{V})=n}} \sup_{u \in \mathcal{S}} \inf_{v \in \mathcal{V}} |u - v|. \quad (1)$$

Handling problems with slow decay of the Kolmogorov  $n$ -width poses a challenge in the design of efficient ROMs, as increasing the dimensionality of the reduced model only allows to achieve a slight gain in accuracy.

In particular, despite its clarity and interpretability, POD suffers from certain drawbacks, such as (i) information loss affecting the modes, and (ii) the challenge of representing moving discontinuities or advection-dominated effects. These issues are particularly prominent in nonlinear problems, where complex interactions usually introduce features that a linear POD basis struggles to reconstruct. Moreover, in the nonlinear case, hyper-reduction procedures are often necessary to make the reduced equations independent of the number of degrees of freedom of the FOM. In such cases, nonlinear reduction techniques are more capable of spanning the manifold associated with a parameterized PDE, which is why they have become increasingly popular in the ROM community, dealing with the effort of moving towards complex real-life simulations.

One notable advancement in nonlinear reduction techniques involves the utilization of deep learning (DL) frameworks, which efficiently extract relevant features from high-dimensional data [7, 8]. They overcome the constraints of traditional projection-based approaches by compressing the original dataset into a small latent space, albeit with an increased training cost during the *offline* stage.

In this work, we propose a novel DL-based ROM framework that leverages the powerful tools of Optimal Transport (OT) theory and Kernel Proper Orthogonal Decomposition (kPOD). OT provides a principled way to measure the distance between probability distributions, which is a fundamental problem in many areas of science and engineering [9, 10]. Our framework exploits the OT-based distance metric, known as the Wasserstein distance, to construct a custom kernel that captures the underlying hidden features of the data. The dimensionality reduction is carried out through a nonlinear mapping using kPOD [11], exploiting the kernel trick to implicitly employ a high-dimensional space known as the *feature space*.

To train our models, *i.e.*, to recover the forward and backward mappings between the full order solution and latent space, we exploit an autoencoder architecture, where the encoding layer is forced to learn the reduced representation. The training of the proposed architecture is performed using the Sinkhorn algorithm, a computationally efficient method for solving the OT problem. Specifically, we use the Sinkhorn loss as a regularization term to encourage the learned representations to be invariant to the input domain. Our numerical investigation shows promising results, achieving state-of-the-art performance when compared to existing DL-based ROM methods.

The remainder of this paper is organized as follows. Section 2 introduces the proposed framework. Section 3 provides a brief overview of related works focusing on DL and OT-based ROMs. Sections 4 and 5 give a general introduction to OT theory and the kPOD procedure, respectively. In Section 6, we describe the main components of our framework in light of the theory presented in the previous sections. Finally, Section 7 presents numerical experiments on benchmark problems to evaluate the effectiveness of the proposed strategy.

## 2. FRAMEWORK OVERVIEW

In this section, we introduce the framework for reduced-order modeling in the context of solving a generic parametrized PDE. We start by considering the abstract PDE defined on a domain  $\Omega \subset \mathbb{R}^n$ :

$$\mathcal{L}(u(\boldsymbol{\mu}), \boldsymbol{\mu}) = 0, \quad (2)$$

where  $u(\boldsymbol{\mu}) \in \mathcal{V}$  is the unknown function belonging to a suitable function space, and  $\boldsymbol{\mu} \in \mathcal{P} \subset \mathbb{R}^p$  represents the parameter vector. The operator  $\mathcal{L}$  incorporates the differential operators, including boundary conditions and forcing terms, that govern the physical behavior of  $u(\boldsymbol{\mu})$ . Discretization methods such as finite differences, finite elements, or finite volumes are commonly used for the numerical approximation of the PDE. The resulting discretized solution is represented by a vector  $\mathbf{u}_h(\boldsymbol{\mu}) \in \mathbb{R}^{N_h}$ , where  $N_h$  is the number of degrees of freedom. In particular, there is often a need

to solve (2) for different parameter values, *i.e.*, in a many-query context. The investigation of the PDE can be pursued by exploring the so-called solution manifold<sup>1</sup>:

$$\mathcal{S}_h = \{\mathbf{u}_h(\boldsymbol{\mu}) \mid \boldsymbol{\mu} \in \mathcal{P}\}^2. \quad (3)$$

As explained in Section 1, the discretization of Problem (2) involves high-dimensional solution vectors, requiring many degrees of freedom ( $N_h \gg 1$ ) to describe its behavior accurately. This poses challenges in terms of computational cost for obtaining and analyzing the data. Therefore, dimensionality reduction techniques are employed to compress the information while preserving its main properties.

Since many reduction techniques rely on matrix-structured operations, let us consider  $N_s$  sample points in  $\mathcal{P}$ , and organize the corresponding PDE solutions column-wise in the *snapshot matrix*:

$$\mathbf{S} = [\mathbf{u}_h(\boldsymbol{\mu}_1) \mid \mathbf{u}_h(\boldsymbol{\mu}_2) \mid \dots \mid \mathbf{u}_h(\boldsymbol{\mu}_{N_s})] \in \mathbb{R}^{N_h \times N_s}. \quad (4)$$

In particular, our dimensionality reduction framework, depicted in Figure 1, transforms the dataset  $\mathbf{S}$  into a new dataset  $\mathbf{Z} \in \mathbb{R}^{k \times N_s}$ , while preserving the geometric structure of the data. The columns of  $\mathbf{Z}$  can be interpreted as images of the original FOM snapshots  $\{\mathbf{u}_h(\boldsymbol{\mu}_j)\}_{j=1}^{N_s}$  through an appropriate projection map  $F : \mathbf{u}_h \in \mathbb{R}^{N_h} \rightarrow \mathbf{z} \in \mathbb{R}^k$ , which we will refer to as the *forward map*. To reconstruct the full-order solution from the reduced representation a *backward map*  $F^{-1} : \mathbb{R}^k \rightarrow \mathbb{R}^{N_h}$  is required.

For example, the POD technique based on the singular value decomposition (SVD) of the matrix  $\mathbf{S}$ , performs dimensionality reduction using the forward map given by  $F(\mathbf{u}_h) = \mathbf{V}^\top \mathbf{u}_h$ , where the orthonormal matrix  $\mathbf{V}$  spans the reduced basis. The advantage of POD is that the backward map is also linear, and can be expressed as  $F^{-1}(\mathbf{z}) = \mathbf{V}\mathbf{z}$ .

The standard ROM setting, within the context of solving the parametric Problem (2), aims at constructing a map from the parameter space to the reduced space  $\mathcal{F} : \boldsymbol{\mu} \in \mathcal{P} \rightarrow \mathbf{u}_r(\boldsymbol{\mu}) \in \mathbb{R}^{N_r}$ . By utilizing the compressed information, which contains  $N_s$  known points of  $\mathcal{F}$ , various projection/interpolation/regression techniques can be employed to evaluate the reduced coefficients at other parameter values.

To overcome the limitations of linear methods for slow decaying Kolmogorov  $n$ -width problems, our novel ROM framework is based on Optimal Transport (OT) theory (see Section 4) and a nonlinear extension of POD, known as Kernel POD (kPOD) [11] (see Section 5).

The latter consists of applying POD in a high-dimensional implicit space with higher expressive capabilities, by introducing a suitable bivariate symmetric form  $\kappa : \mathbb{R}^{N_h} \times \mathbb{R}^{N_h} \mapsto \mathbb{R}$ , known as the *kernel function*. This kernel function is employed to define the kPOD forward map  $F$ , which specifies a nonlinear projection of the FOM solutions onto the kPOD principal components. It should be noted that, unlike the POD procedure, here the projection is performed without having an explicit expression of the principal components, *i.e.*, the high-dimensional feature space is only exploited implicitly through the kernel function. When the kernel function is chosen as the standard inner product  $\langle \cdot, \cdot \rangle$ , the kPOD framework coincides with classical POD. However, to introduce nonlinearity into the projection process, and capture complex underlying features in the data, we employ a kernel function based on the *Wasserstein distance*. This distance measure is an important tool from OT theory that can be used to compare probability measures supported on high-dimensional spaces.

Given the nonlinear nature of the reduction performed by kPOD, constructing the backward map  $F^{-1}$  becomes a nontrivial task. To address this challenge, we employed a deep learning approach. Specifically, we used an autoencoder architecture, which aims at reconstructing the identity map  $\mathcal{I}$ , to find an approximation  $\tilde{\mathbf{u}}_h$  of  $\mathbf{u}_h$ , as a combination of an encoding and a decoding procedure. The lower dimensional representation is obtained through an *encoder* architecture  $\mathcal{F}_{\text{en}} : \mathbf{u}_h \rightarrow \mathbf{z}$ , whose output is subsequently mapped back to the high-dimensional space by a *decoder* network  $\mathcal{F}_{\text{de}} : \mathbf{z} \rightarrow \tilde{\mathbf{u}}_h$ . The identity map is achieved by the composition of the encoder and decoder,

<sup>1</sup>While it is common to refer to  $\mathcal{S}_h$  as a “*manifold*”, it may not satisfy the definition of a manifold in the context of differential geometry.

<sup>2</sup>The model order reduction framework extends to time-dependent problems, in which  $\mathbf{u}_h = \mathbf{u}_h(t, \boldsymbol{\mu})$ . Considering a data-driven approach, to simplify the notation, we incorporate the time variable as an additional parameter.

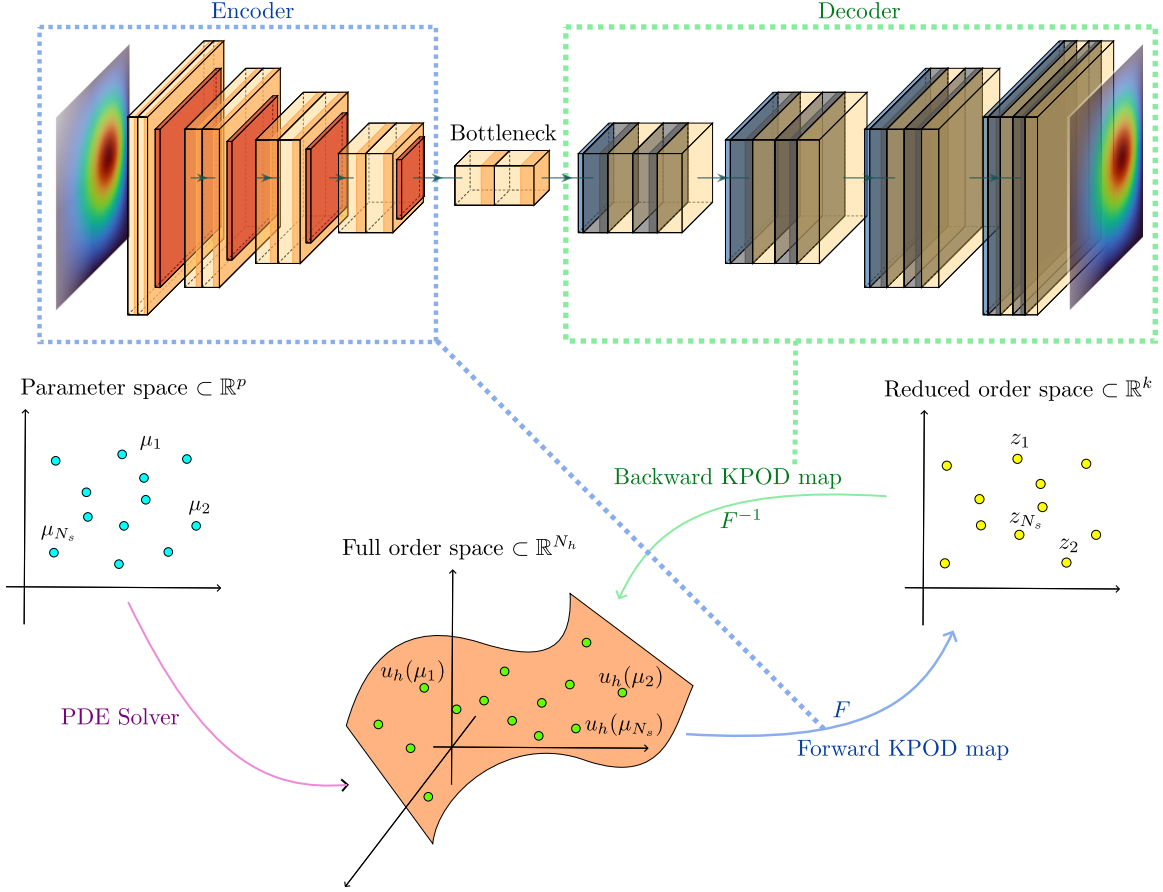


FIGURE 1. Schematic illustration of the different steps of the proposed methodology

$\mathcal{I} = \mathcal{F}_{\text{de}} \circ \mathcal{F}_{\text{en}}$ , allowing the autoencoder to simultaneously learn a compressed representation of the input and its reconstruction.

Through a training process, the autoencoder's parameters are optimized to minimize a suitable loss function, which is designed to measure the discrepancy between the reconstructed output  $\tilde{\mathbf{u}}_h$  and the original input  $\mathbf{u}_h$ .

In our approach, we leverage the Sinkhorn divergence, a proxy for the Wasserstein distance, as the chosen loss function. This decision offers numerous advantages compared to more traditional options like mean squared error or cross-entropy. These benefits include improved stability during training, resilience against overfitting, robustness to noise, and faster convergence [12].

Furthermore, we introduce an additional penalty term to enforce the encoded lower-dimensional representation to coincide with the kPOD reduced one. This ensures that the forward map is approximated as  $F \approx \mathcal{F}_{\text{en}}$ , and the backward map as  $F^{-1} \approx \mathcal{F}_{\text{de}}$ . This approach provides a consistent nonlinear generalization of POD in two aspects: the compression-decompression through the autoencoder and the nonlinear projection on the kPOD principal components.

The main limitation of the use of autoencoders is the high number of parameters to train in the case of systems with high-dimensional states. In fact, the number of parameters of fully connected autoencoders exceeds by far the size of the state itself. For this reason, we have also investigated the use of *Convolutional Autoencoders* (CAE) [13], which have layers characterized by the sharing of parameters and local connectivity, allowing for a considerable reduction of the trainable parameters w.r.t. feedforward autoencoders.

Overall, our study introduces a new framework for model order reduction of partial differential equations, combining KPOD for nonlinear reduction, DL for the inverse map approximation, and OT for kernel function definition and neural networks training.

### 3. RELATED WORKS

Reduced order modeling techniques have been extensively studied in the scientific computing community due to their ability to efficiently reduce the computational cost of solving complex problems modeled by PDEs. In particular, machine learning-based ROMs [14] have gained significant attention in recent years owing to their flexibility in handling high-dimensional and nonlinear systems. Several deep learning architectures, including autoencoders [15], convolutional neural networks (CNNs) [13], and recurrent neural networks (RNNs) [16], have been applied to model order reduction for scientific applications.

In the works by Fresca et al. [17, 18], a non-intrusive approach to overcome common limitations of conventional ROMs is proposed by using deep learning-based reduced order models (DL-ROMs) that learn both the nonlinear trial manifold and the reduced dynamics. They also propose a possible way to avoid an expensive training stage of DL-ROMs by performing a prior dimensionality reduction through POD and relying on a multi-fidelity pretraining stage. A further development has been introduced in [19] by Pichi et al. exploiting a graph convolutional autoencoder (GCA-ROM) to consistently treat complex and possibly varying domains, and reduce the amount of training data needed thanks to the geometric bias, resulting in a light and interpretable architecture.

Although DL-ROMs have shown great promise in reducing computational costs, other researchers have pursued alternative methods for addressing the limitations of linear-subspace ROMs. One such approach is the projection of dynamical systems onto nonlinear manifolds, as proposed by Lee et al. [20]. The authors used minimum-residual formulations at the time-continuous and time-discrete levels, and they could significantly outperform even the optimal linear-subspace ROM on advection-dominated problems. Building on this work, Romor et al. [21] have developed a nonlinear manifold method that achieves hyper-reduction through reduced over-collocation and teacher-student training of a reduced decoder. This approach offers a promising alternative to purely data-driven methods. Additionally, Mücke et al. [22] present a non-intrusive ROM approach based on model learning, consisting of a nonlinear dimensionality reduction stage using convolutional autoencoders and a parameterized time-stepping stage using memory-aware neural networks.

While many researchers have focused on developing ROMs that reduce the computational cost of existing high-fidelity simulations, others have explored the possibility of using DL frameworks to completely replace the high-fidelity model, as discussed in Karniadakis et al. [23]: in Raissi et al. [24, 25], physics-informed neural networks (PINNs) are introduced, which are trained to solve supervised learning tasks while incorporating given laws of physics described by PDEs.

Furthermore, there has been a growing interest in combining classical ROM techniques [1, 2, 3, 4, 5, 6], such as POD [26], with machine learning methods [8]. In particular, Ubbiali et al. [27] proposed the POD-NN method, which utilizes a neural network for regressing the reduced order coefficient instead of projecting the governing equations on the POD modes. This technique has since then been employed for investigations in various physical contexts [28, 29, 30, 31].

Despite the promising results of POD-NN in reducing the computational cost of reduced order modeling, there are some drawbacks, such as overfitting and the requirement for a significant amount of data. As a result, other researchers have explored the use of kernel-based methods, such as kernel POD (kPOD) [11] and kernel CCA (KCCA) [32], which offer an alternative approach with less reliance on the availability of large training sets. In the study by Díez et al. [33], a proposed methodology for reduced order modeling suggests using kPOD to discover a lower-dimensional nonlinear manifold suitable for solving parametric problems. The kernel employed in kPOD is defined based on physical considerations, and the approximation space is enriched with cross-products of the snapshots. An alternative approach proposed by Salvador et al. [34] leverages an NN architecture to find the reduced basis coefficients, which are subsequently used to recover a linear backward mapping.

Kernel-based methods have been successful in reducing the dimensionality of high-dimensional data, but they may fall short in capturing the geometric features of the underlying data distribution. Optimal transport (OT) theory [9], on the other hand, focuses on the geometry of the data distribution and has become an increasingly popular tool in machine learning [10]. One of its main applications is the use of the Wasserstein distance to measure dissimilarity between high-dimensional data [12]. The Sinkhorn algorithm, popularized in the OT context by Cuturi [35], efficiently computes the regularised Wasserstein distance and has been used in numerous works, including the Wasserstein GAN [36]. This method uses the Wasserstein distance to measure the discrepancy between true and generated data in a generative adversarial network.

In the context of ROMs for parametrized PDEs, Mula et al. [37] addressed the reduction problem using a nonlinear approximation in the general metric setting given by the  $L^2$ -Wasserstein space. Theoretical and numerical results are showcased for one-dimensional conservative PDEs, and the approach is extended to non-conservative problems in [38]. In [39], the authors propose a sparse approximation and structured prediction approach using Wasserstein barycenters introduced by Agueh et. al. [40]. The method is adaptive, mass preserving, and has the potential to overcome known bottlenecks of classical linear methods for hyperbolic conservation laws.

In the task of parametric interpolation, Torregorsa et al. [41] presented a non-intrusive parametric OT-based model using the sparse Proper Generalized Decomposition (sPGD) regression. On the other hand, Taddei et al. [42] proposed an interpolation technique for parametric advection-dominated problems based on OT of Gaussian models. This promising approach identifies the coherent structure to be tracked using a maximum likelihood estimator, relying on nonlinear interpolation through OT maps between Gaussian distributions. In addition, in [43], the author proposes a registration method [44] that aligns solution features to facilitate approximation using classical reduced basis methods, employing OT mappings in a purely data-driven manner.

Overall, the combination of deep learning and optimal transport theory, together with the use of custom kernels, has the potential to yield highly effective and efficient ROM techniques, which can pave the way for many possible methodological developments and complex applications across various scientific domains.

#### 4. OPTIMAL TRANSPORT THEORY

Optimal Transport (OT) theory [9] is a rigorous mathematical framework used to solve transportation problems. It finds applications in diverse fields such as probability theory, economics, image processing, and machine learning. In our framework, OT theory plays a crucial role by leveraging the metric it establishes, known as the Wasserstein distance. This metric serves two primary purposes in our approach:

- Dimensionality reduction via OT kernel: the Wasserstein distance is employed in combination with kPOD to perform non-linear projections, facilitating the parametric regression task and enhancing the modeling capabilities of our framework.
- Training neural networks: we incorporate the Wasserstein metric into the learning process to approximate the kPOD backward map, allowing the neural networks to easily capture the underlying features and to enhance its accuracy.

In the following, we present a brief introduction OT theory, providing the fundamental principles underlying the computation of the Wasserstein distance exploited within our architecture. The focus will be on the discrete case, which is of particular importance for our study.

**4.1. Formulation.** Originated as the problem of finding the optimal way of moving a pile of soil between two locations while minimizing the total transportation cost, Monge formulated the OT theory seeking the optimal mapping between two probability measures, denoted as  $\mu$  and  $\nu$ . Let  $\mathcal{X}$  and  $\mathcal{Y}$  be the source and target metric spaces respectively, and  $c : \mathcal{X} \times \mathcal{Y} \rightarrow \mathbb{R}^+$  be the cost function that quantifies the transportation cost from  $\mathcal{X}$  to  $\mathcal{Y}$ .

In addition, given a measurable function  $T : \mathcal{X} \rightarrow \mathcal{Y}$ , the push-forward of  $\mu$  by  $T$  is defined as the measure  $T_{\#}\mu$  on  $\mathcal{Y}$  such that  $T_{\#}\mu(A) = \mu(T^{-1}(A))$  for any measurable set  $A \subset \mathcal{Y}$ . We refer to  $T$

as a *transport map* if  $T_{\#}\mu = \nu$ , *i.e.*, if the transport map enables to express measures on the target space in terms of their pre-images. The Monge problem can be formulated as finding the optimal transport map  $T^*$  that minimizes the total transportation cost:

$$T^* = \arg \min_{T \text{ s.t. } T_{\#}\mu = \nu} \int_{\mathcal{X}} c(x; T(x)) d\mu. \quad (5)$$

Despite its mathematical clarity, this formulation presents several challenges: (i) the functional to be minimized is completely non-linear and asymmetric with respect to  $\mathcal{X}$  and  $\mathcal{Y}$ , and (ii) the problem is ill-posed, in the sense that the set of admissible transport maps could be empty.

To overcome the limitations of the Monge formulation, Kantorovich introduced an alternative approach by considering couplings between measures instead of direct mapping. A probability measure  $\pi \in \mathcal{P}(\mathcal{X} \times \mathcal{Y})$  is called a *transport plan* if  $(p_{\mathcal{X}})_{\#}\pi = \mu$  and  $(p_{\mathcal{Y}})_{\#}\pi = \nu$ . Here,  $p_{\mathcal{X}} : \mathcal{X} \times \mathcal{Y} \rightarrow \mathcal{X}$  and  $p_{\mathcal{Y}} : \mathcal{X} \times \mathcal{Y} \rightarrow \mathcal{Y}$  denote the coordinate projections that extract the first and second components of  $(x, y) \in \mathcal{X} \times \mathcal{Y}$ , respectively.

We will indicate with  $\Pi(\mu, \nu)$  the set of all admissible transport plans between  $\mu$  and  $\nu$ . We can notice how a transport plan  $\pi$  is a probability measure on the product space  $\mathcal{X} \times \mathcal{Y}$  with  $\mu$  and  $\nu$  as its marginals, that specify the amount of mass to be transported from each point in  $\mathcal{X}$  to each point in  $\mathcal{Y}$ .

The Kantorovich problem consists in finding the optimal transport plan  $\pi^* \in \Pi(\mu, \nu)$  that minimizes the total cost:

$$\pi^* = \arg \min_{\pi \in \Pi(\mu, \nu)} \int_{\mathcal{X} \times \mathcal{Y}} c(x, y) d\pi(x, y). \quad (6)$$

A key advantage of such formulation is that it allows for the existence of partial transportations where mass can be split or merged during the transportation process, *i.e.*, without the requirement of a bijection between the measures, which was implicit in the definition of  $T_{\#}\mu$ . To quantify the optimal transportation cost between two measures  $\mu$  and  $\nu$ , we introduce the *Wasserstein distance*:

$$W_p(\mu, \nu) = \left( \min_{\pi \in \Pi(\mu, \nu)} \int_{\mathcal{X} \times \mathcal{Y}} c(x, y)^p d\pi(x, y) \right)^{\frac{1}{p}}, \quad (7)$$

where  $p \geq 1$  is a parameter that determines the order of the distance. The Wasserstein distance provides a quantitative measure of the optimal transportation cost between two measures, taking into account the underlying cost function and the geometry of the measures.

In addition, the Wasserstein distance allows for the definition of the Wasserstein barycenter [40], which enables obtaining a representative measure that captures the central tendency or average distribution from a given set of probability measures (see Figure 2). In the context of reduced-order modeling for parametric PDEs, this tool can be employed to construct interpolation strategies, enabling structured prediction and metamodeling for parametrized families of measures [39].

**4.2. Discrete Optimal Transport.** In the discrete case, the Kantorovich problem can be formulated as a linear programming problem, which can be efficiently solved using various optimization techniques, such as the simplex algorithm [45]. In this case,  $\mu$  and  $\nu$  are represented as discrete probability measures with finite supports:

$$\begin{aligned} \mu &= \sum_{i=1}^n \mathbf{a}_i \delta_{x_i}, & \mathbf{a} \in \mathbb{R}_+^n & \text{ s.t. } \mathbf{a}^T \mathbf{1}_n = 1, \\ \nu &= \sum_{j=1}^m \mathbf{b}_j \delta_{y_j}, & \mathbf{b} \in \mathbb{R}_+^m & \text{ s.t. } \mathbf{b}^T \mathbf{1}_m = 1, \end{aligned} \quad (8)$$

where  $\delta_{x_i}$  and  $\delta_{y_j}$  denote Dirac delta functions at points  $x_i$  and  $y_j$ , respectively, and  $\mathbf{a}$  and  $\mathbf{b}$  are non-negative vectors representing the weights of these points. The notation  $\mathbf{1}_n = [1, \dots, 1] \in \mathbb{R}_+^n$  refers to the uniform histogram.

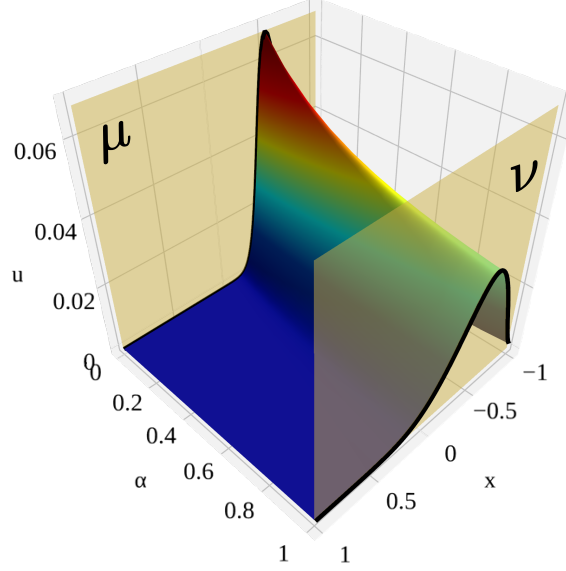


FIGURE 2. Wasserstein barycenters between the solution to the Burgers equation at two different time instants. The parameter  $\alpha$  represents the interpolation parameter between the two fields  $\mu$  and  $\nu$ , which are normalized to treat them as probability distributions.

The cost function  $c$  is encoded in the cost matrix  $\mathbf{C} \in \mathbb{R}_+^{n \times m}$ , where  $n$  and  $m$  are the sizes of the supports of  $\mu$  and  $\nu$ , respectively. Each entry  $(\mathbf{C})_{ij}$  represents the cost of transporting mass from the  $i$ th point in  $\mathcal{X}$  to the  $j$ th point in  $\mathcal{Y}$ , raised to the  $p$  power:

$$(\mathbf{C})_{ij} = c(x_i, y_j)^p. \quad (9)$$

A generic transport plan is then given by a coupling<sup>3</sup>  $\boldsymbol{\pi} \in \mathbb{R}_+^{n \times m}$ , which belongs to the following set:

$$\Pi_{\text{dis}}(\mu, \nu) = \{ \mathbf{P} \in \mathbb{R}_+^{n \times m} \mid \mathbf{P}\mathbf{1}_m = \mathbf{a}, \mathbf{P}^T\mathbf{1}_n = \mathbf{b} \}. \quad (10)$$

Clearly  $\boldsymbol{\pi} \in \Pi_{\text{dis}}(\mu, \nu)$  is a constraint ensuring that  $\boldsymbol{\pi}$  is a valid transport plan with  $\mu$  and  $\nu$  as marginals, in fact:

$$\boldsymbol{\pi}\mathbf{1}_n = \boldsymbol{\pi} \begin{bmatrix} 1 \\ 1 \\ \vdots \\ 1 \end{bmatrix} = \begin{bmatrix} \sum_j \pi_{1j} \\ \sum_j \pi_{2j} \\ \vdots \\ \sum_j \pi_{nj} \end{bmatrix} = \mathbf{a}, \quad \boldsymbol{\pi}^T\mathbf{1}_m = \boldsymbol{\pi}^T \begin{bmatrix} 1 \\ 1 \\ \vdots \\ 1 \end{bmatrix} = \begin{bmatrix} \sum_j \pi_{j1} \\ \sum_j \pi_{j2} \\ \vdots \\ \sum_j \pi_{jm} \end{bmatrix} = \mathbf{b}. \quad (11)$$

The discrete counterpart of the Wasserstein distance is thus given by:

$$W_p^p(\mu, \nu) = \min_{\mathbf{P} \in \Pi_{\text{dis}}(\mu, \nu)} \langle \mathbf{P}, \mathbf{C} \rangle, \quad (12)$$

where  $\langle \cdot, \cdot \rangle$  represents the Frobenius inner product between matrices, defined as the sum of the products of the corresponding components.

The advantage of the discrete Kantorovich problem is that it can be efficiently solved using linear programming techniques. The transportation simplex algorithm [45], for example, has an average polynomial complexity in the number of variables and constraints but exponential worst-case complexity. Other methods, such as the auction algorithm [46], achieve a worst-case cubic complexity, which may be prohibitively costly for large-scale problems, especially when dealing with high-dimensional data or large datasets [47]. Various optimization techniques have been proposed

<sup>3</sup>In the discrete case, the probabilities are encoded by vectors or matrices for couplings; this distinction is here highlighted through the boldface notation.



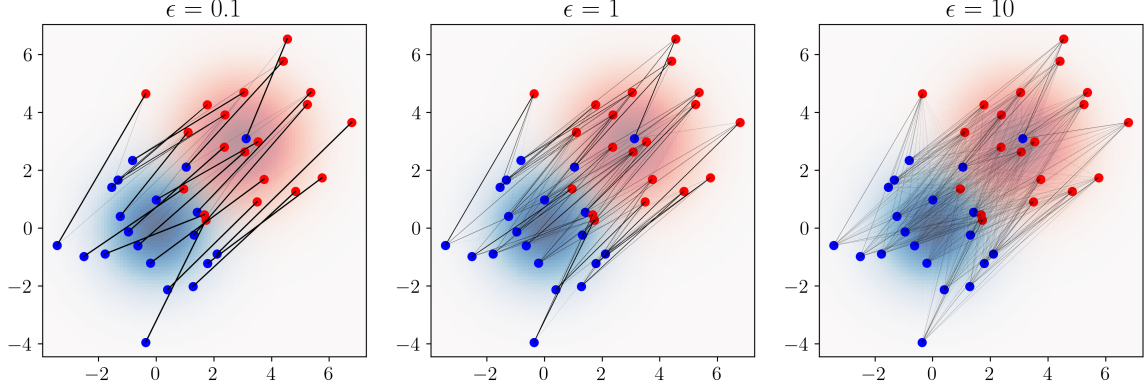


FIGURE 3. Optimal transport plans between two Gaussian distributions with different regularization parameters. The blue and red dots represent samples drawn from the two distributions, and the black lines indicate the transport plans between them, with thicker lines indicating higher plan values. As the regularization parameter increases, the transport plans become smoother and more diffuse.

to speed up the computation, such as the entropic regularization method, which will be discussed in the next section.

**4.3. Entropic Regularization and Sinkhorn Algorithm.** Computing the Wasserstein distance is a nontrivial task, especially for high-dimensional data. However, the Sinkhorn algorithm, exploiting entropic regularization, provides an efficient and scalable method for its computation.

The entropic regularization introduces a small amount of entropy into the optimization problem, leading to a differentiable and convex optimization problem that can be efficiently solved using iterative methods. This procedure involves the introduction of a parameter  $\epsilon > 0$  that controls the amount of regularization (see Figure 3).

The regularized Wasserstein distance is given by:

$$W_{\text{reg}}(\mu, \nu) \stackrel{\text{def}}{=} \min_{\pi \in \Pi_{\text{dis}}(\mu, \nu)} \langle \mathbf{C}, \pi \rangle - \epsilon H(\pi), \quad (13)$$

where  $H(\pi)$  is the *Shannon entropy* of the transport plan  $\pi$ , defined as:

$$H(\pi) \stackrel{\text{def}}{=} - \sum_{i=1}^n \sum_{j=1}^m \pi_{ij} (\log(\pi_{ij}) - 1). \quad (14)$$

The entropic regularization introduces the smoothing term  $H(\pi)$ , which is uniformly concave with respect to its argument.

This allows for more efficient optimization since the regularized Problem (13) is uniformly convex and thus admits a unique minimum. To achieve the optimum for Problem (13), a first simplification lies in writing the corresponding Karush-Kuhn-Tucker [48] conditions. Doing so yields the following characterization:

$$\pi^* \text{ solution to Problem (13)} \Leftrightarrow \begin{cases} \pi^* \in \Pi_{\text{dis}}(\mu, \nu), \\ \mathbf{K} \in \mathbb{R}_+^{n \times m} : \mathbf{K}_{ij} = e^{\frac{c_{ij}}{\epsilon}}, \\ \exists \mathbf{u} \in \mathbb{R}^n, \mathbf{v} \in \mathbb{R}^m : \pi_{ij}^* = \mathbf{u}_i \mathbf{K}_{ij} \mathbf{v}_j. \end{cases} \quad (15)$$

Thanks to the equivalence provided by Equation (15), one can solve the Kantorovich problems using the Sinkhorn-Knopp's fixed point iteration [49] reported in Algorithm (1). The algorithm works by iteratively scaling the rows and columns of the transport plan until convergence. The resulting sequence of transport plans is guaranteed to converge to the optimal one.

**Algorithm 1:** Sinkhorn-Knopp’s Fixed Point Iteration for Optimal Transport

**Input:** Two probability vectors  $\mathbf{a} \in \mathbb{R}^n$ ,  $\mathbf{b} \in \mathbb{R}^m$ , a cost matrix  $C \in \mathbb{R}^{n \times m}$ , and a regularization parameter  $\epsilon > 0$

**Output:** Optimal transport plan  $\mathbf{P}$  of size  $n \times m$

Initialize  $\mathbf{u}^{(0)} \leftarrow \mathbf{1}_n$  and  $\mathbf{v}^{(0)} \leftarrow \mathbf{1}_m$ ;  
Set  $\ell \leftarrow 0$ ;  
// Compute the matrix  $\mathbf{K}$   
 $(\mathbf{K})_{ij} \leftarrow e^{-\frac{C_{ij}}{\epsilon}}$  for all  $i$  and  $j$ ;  
**while not converged do**  
    // Update dual variables  $u$  and  $v$   
     $\mathbf{u}^{(\ell+1)} \leftarrow \frac{\mathbf{a}}{\mathbf{K}\mathbf{v}^{(\ell)}}$ ;  
     $\mathbf{v}^{(\ell+1)} \leftarrow \frac{\mathbf{b}}{\mathbf{K}^\top \mathbf{u}^{(\ell+1)}}$ ;  
     $\ell \leftarrow \ell + 1$ ;  
**end**  
// Compute the regularized transport plan  $P$   
 $(\mathbf{P})_{ij} \leftarrow (\mathbf{a}^{(\ell)})_i (\mathbf{K})_{ij} (\mathbf{b}^{(\ell)})_j$  for all  $i$  and  $j$ ;  
**return**  $\mathbf{P}$ ;

Algorithm (1) is iterated until convergence is achieved, as measured by the duality gap or another stopping criterion [10]. The output is the regularized transport plan  $\pi_\epsilon$  which can be used to compute the *Sinkhorn distance* [35]:

$$W_\epsilon(\mu, \nu) \stackrel{\text{def}}{=} \langle \pi_\epsilon, \mathbf{C} \rangle. \quad (16)$$

The issue with the former quantity is that, unlike the Wasserstein distance, it can be proven to not be positive and definite. In particular, for any given target measure  $\nu$ , there exist a measure  $\mu$  s.t.:

$$W_\epsilon(\mu, \nu) < W_\epsilon(\nu, \nu) \neq 0. \quad (17)$$

However, we can introduce additional corrective terms to debias  $W_\epsilon$ , obtaining the so-called *Sinkhorn divergence* [50, 51]:

$$S_\epsilon(\mu, \nu) \stackrel{\text{def}}{=} W_\epsilon(\nu, \mu) - \frac{1}{2}W_\epsilon(\nu, \mu) - \frac{1}{2}W_\epsilon(\nu, \mu). \quad (18)$$

The previous quantity trivially satisfies  $S_\epsilon(\mu, \mu) = 0$ , and provides a valid dissimilarity measure between two probability distributions [52]. Furthermore, since the computation of  $S_\epsilon(\mu, \nu)$  only involves matrix-vector multiplications, it is highly parallelizable and can take advantage of GPUs, resulting in a significant reduction in computational cost. Algorithm (1) can be further optimized to achieve a computational complexity of  $\mathcal{O}(n \log n + m \log m)$  with a linear memory footprint [53], making it suitable for solving large-scale optimization problems.

## 5. KERNEL PROPER ORTHOGONAL DECOMPOSITION (KPOD)

The Kernel Proper Orthogonal Decomposition (kPOD) algorithm [11] is a kernel-based extension of the classical POD algorithm. kPOD leverages the idea that datasets with nonlinearly separable attributes can be embedded into a higher-dimensional feature space, where the information becomes more spread out and easier to compress through POD. When projected back to the original space, the resulting modes yield a nonlinear projection that better represents the data. To avoid the explicit calculation of the higher-dimensional coordinates, kPOD uses the kernel function to implicitly map the data to the feature space, reducing the method’s computational complexity. As a result, kPOD can perform the computation in the original space while still benefiting from the advantages of the nonlinear projection.

We will describe the method starting from the description of POD, which relies on the Singular Value Decomposition (SVD) of the snapshot matrix  $\mathbf{S}$  defined in (4). The SVD provides a

factorization of  $\mathbf{S} \in \mathbb{R}^{N_h \times N_s}$  into the form:

$$\mathbf{S} = \mathbf{U}\mathbf{\Sigma}\mathbf{V}^T, \quad (19)$$

where  $\mathbf{U} \in \mathbb{R}^{N_h \times N_h}$  and  $\mathbf{V} \in \mathbb{R}^{N_s \times N_s}$  are orthogonal matrices, and  $\mathbf{\Sigma} \in \mathbb{R}^{N_h \times N_s}$  is a diagonal matrix.

Let  $\mathbf{U}^* = [\varphi_1 | \varphi_2 | \dots | \varphi_k] \in \mathbb{R}^{N_h \times k}$  be the truncated matrix consisting of the first  $k$  columns of  $\mathbf{U}$ . The low-dimensional representation of a snapshot is given by  $\mathbf{z} = \mathbf{U}^{*\mathbf{T}}\mathbf{u}_h \in \mathbb{R}^k$ , so that the samples in  $\mathbf{S}$  are mapped to  $\mathbf{Z} = \mathbf{U}^{*\mathbf{T}}\mathbf{S} \in \mathbb{R}^{k \times N_s}$ . The reduced order model is interpreted as looking for an approximation to  $\mathbf{u}_h$  in the  $k$ -dimensional linear subspace generated by the basis  $\{\varphi_j\}_{j=1}^k$ . Notice that the SVD of the snapshot matrix  $\mathbf{S}$  directly provides a diagonalization of the Gram matrix  $\mathbf{G} = \mathbf{S}^T\mathbf{S} \in \mathbb{R}^{N_s \times N_s}$  as follows:

$$\mathbf{G} = \mathbf{V}[\mathbf{\Sigma}^T\mathbf{\Sigma}]\mathbf{V}^T = \mathbf{V}\mathbf{\Lambda}\mathbf{V}^T, \quad (20)$$

where  $\mathbf{\Lambda}$  is a diagonal matrix with the eigenvalues of  $\mathbf{G}$  on its diagonal. In particular, the compact expression for constructing  $\mathbf{Z}$  is given in terms of the Gram matrix as follows:

$$\mathbf{Z} = \mathbf{V}^{*\mathbf{T}}\mathbf{G}, \quad (21)$$

where  $\mathbf{V}^* \in \mathbb{R}^{N_s \times k}$  is the matrix consisting of the first  $k$  columns of  $\mathbf{V}$ .

To apply kPOD, we first introduce an arbitrary transformation  $\Phi : \mathbb{R}^{N_h} \rightarrow \mathbb{R}^{N_H}$  that maps the original data to a higher-dimensional feature space, where nonlinearities may become linear. Let us assume to have  $N_s$  transformed snapshots  $\{\Phi(\mathbf{u}_h^j)\}_{j=1}^{N_s}$ , from which we can define the matrix  $\tilde{\mathbf{S}} = [\Phi(\mathbf{u}_h^1) | \Phi(\mathbf{u}_h^2) | \dots | \Phi(\mathbf{u}_h^{N_s})] \in \mathbb{R}^{N_H \times N_s}$ . We aim at performing POD on  $\tilde{\mathbf{S}}$  to extract a low-dimensional linear subspace that captures most of the information in the transformed snapshots.

However, computing the SVD of  $\tilde{\mathbf{S}}$  directly may be computationally prohibitive if  $N_H$  is very large, and we do not know the optimal choice of  $\Phi$  that would allow us to untangle the underlying nonlinear manifold. Instead, we can compute the transformed Gram matrix  $\tilde{\mathbf{G}}$  by introducing a bivariate symmetric form  $\kappa(\cdot, \cdot) : \mathbb{R}^{N_h} \times \mathbb{R}^{N_h} \rightarrow \mathbb{R}^k$  called *kernel function* that acts as a proxy for the inner product in the high-dimensional feature space, but takes as argument the pre-image of the transformed samples:

$$[\tilde{\mathbf{G}}]_{ij} = \langle \Phi(\mathbf{u}_h^i), \Phi(\mathbf{u}_h^j) \rangle = \kappa(\mathbf{u}_h^i, \mathbf{u}_h^j). \quad (22)$$

By doing so, we can still rely on (20) to obtain  $\tilde{\mathbf{V}}^*$  and use (21) to perform the model order reduction task. In particular, we can introduce the so-called *forward mapping*  $F$ :

$$F : \mathbb{R}^{N_h} \rightarrow \mathbb{R}^k, \quad (23)$$

$$\mathbf{u}_h \mapsto \mathbf{z} = \tilde{\mathbf{V}}^{*\mathbf{T}}g(\mathbf{u}_h), \quad g(\mathbf{u}_h) = [\kappa(\mathbf{u}_h, \mathbf{u}_h^i)]_{i=1}^{N_s}.$$

However, we do not have an explicit expression for the kPOD modes, which would be contained in the unknown matrix  $\tilde{\mathbf{U}}$ . This represents a significant problem because having only  $\tilde{\mathbf{V}}^*$  does not allow us to correctly map backward an element  $\mathbf{z} \in \mathbb{R}^k$  into its pre-image  $\tilde{\mathbf{u}}_h \in \mathbb{R}^{N_h}$ . For a more detailed description of kPOD and the various strategies for defining a backward map, we recommend interested readers to refer to [11, 33].

A crucial aspect consists in determining the backward mapping of the low-dimensional manifold with kPOD, which is less trivial than in the standard POD framework. In particular, defining the inverse of the forward mapping  $F$  requires the selection of a proper target space  $\mathcal{V} \subset \mathbb{R}^{N_h}$  where pre-images are sought. The *backward mapping* is then defined as:

$$\tilde{\mathbf{u}}_h = F^{-1}(\mathbf{z}) \stackrel{\text{def}}{=} \arg \min_{\mathbf{u}_h \in \mathcal{V}} \|F(\mathbf{u}_h) - \mathbf{z}\|. \quad (24)$$

The definition of the backward mapping depends on the selection of the manifold  $\mathcal{V}$  and the approximation criterion, which is the choice of the norm  $\|\cdot\|$ . We remark that, since  $F$  is not injective, different  $\tilde{\mathbf{u}}_h \in \mathbb{R}^{N_h}$  can have the same image  $\mathbf{z}$ , thus, the target space must be a proper low-dimensional manifold for the backward map to be well-defined.

To address this problem, we propose to use a regression approach based on Neural Networks (NN) [7, 54]. Specifically, we will use autoencoders [15], which have been shown to be effective in solving the inverse problem originated from kPOD.

## 6. OT-BASED DL-FRAMEWORK

In this section, we exploit the methodologies discussed in the previous sections to introduce the optimal transport based model order reduction approach we developed, which takes advantage of the Sinkhorn divergence kernel for the kPOD and of a neural network regression for the backward map problem.

**6.1. Sinkhorn Kernel.** Let  $\mathcal{X} = \{x_i\}_{i=1}^{N_h}$  be a set of discrete input data, and  $\mu, \nu$  be two probability measures over  $\mathcal{X}$ , represented by the two probability mass functions  $f, g : \mathcal{X} \rightarrow [0, 1]$ .

The kernel we propose for the kPOD is given by:

$$\kappa(\mu, \nu) = \left[ \frac{1}{2} \sum_{i=1}^{N_h} x_i^T x_i f(x_i) + \frac{1}{2} \sum_{j=1}^{N_h} y_j^T y_j g(y_j) \right] - S_\epsilon(\mu, \nu), \quad (25)$$

where  $x_i$  and  $y_j$  denote the support points of  $\mu$  and  $\nu$  respectively, and  $S_\epsilon(\mu, \nu)$  can be efficiently computed using the Sinkhorn-Knopp algorithm (see Section 4). The motivation behind this formula is to obtain a weighted version of the  $l^2$  discrete product that takes into account the transport plan.

Considering the regularity of Monge's Problem, we ensure that an optimal transport map  $T : \mathcal{X} \rightarrow \mathcal{X}$  exists, and it is bijective. Consequently, the inverse map  $T^{-1} : \mathcal{X} \rightarrow \mathcal{X}$  also exists, leading to the relationships  $x_i = T^{-1}(y_i)$  and  $y_i = T(x_i)$ . Here, the set  $\{y_i\}_{i=1}^{N_h}$  represents a proper permutation of  $\{x_i\}_{i=1}^{N_h}$  which solves the Monge's Problem.

Exploiting these properties, one can easily rewrite the bivariate symmetric form as:

$$\kappa(\mu, \nu) = \sum_{i=1}^{N_h} x_i^T T(x_i) f(x_i) = \sum_{i=1}^{N_h} y_i^T T^{-1}(y_i) g(y_i) = \kappa(\nu, \mu). \quad (26)$$

To prove the equivalence between Equations (25) and (26), we start by considering the case of computing  $\kappa(\mu, \mu)$ . In this scenario, the optimal transport map is equal to the identity, denoted as  $\mathcal{I} : \mathcal{X} \rightarrow \mathcal{X}$ . Consequently, we have:

$$\kappa(\mu, \mu) = \sum_{i=1}^{N_h} x_i^T \mathcal{I}(x_i) f(x_i) = \sum_{i=1}^{N_h} x_i^T x_i f(x_i). \quad (27)$$

This reduces the kernel  $\kappa(\mu, \mu)$  to the second moment of the probability distribution  $\mu$ .

Next, we develop the Wasserstein distance in the quadratic cost case:

$$W_2^2(\mu, \nu) = \sum_{i=1}^{N_h} |x_i - T(x_i)|^2 f(x_i) = \sum_{i=1}^{N_h} (x_i^T x_i + T(x_i)^T T(x_i) - 2x_i^T T(x_i)) f(x_i). \quad (28)$$

After isolating the mixed product term, which corresponds to the kernel  $\kappa(\mu, \nu)$ , we can use the pushback  $T_{\#}\mu = \nu$  to obtain:

$$\kappa(\mu, \nu) = \left[ \frac{1}{2} \sum_{i=1}^{N_h} x_i^T x_i f(x_i) + \frac{1}{2} \sum_{j=1}^{N_h} y_j^T y_j g(y_j) \right] - W_2^2(\mu, \nu). \quad (29)$$

Our approach aims to utilize the Sinkhorn divergence as an approximation for the  $W_2^2(\cdot, \cdot)$  distance, thereby defining the kernel presented in Equation (25). As shown, this kernel is equivalent to the one presented in Equation (26), but it eliminates the need for an explicit computation of the optimal transport map  $T$ .

**Remark 1.** Consider a possible extension of the Gaussian kernel, where we replace the Euclidean distance with the Sinkhorn divergence:

$$\kappa(\mu, \nu) = \exp\left(-\frac{1}{\sigma}(S_\epsilon(\mu, \nu))^2\right), \quad (30)$$

and the parameter  $\sigma$  controls the smoothness of the kernel. It can be proved that this kernel, known as the Wasserstein exponential kernel [55], lead to a Gram matrix representing a first-order approximation of the kernel we propose, up to a rank-one matrix.

**6.2. Neural network architectures.** To construct the backward map, we employ a neural network regression approach to learn the mapping between the reduced-order coefficients and the full-order solution, which corresponds to the inverse mapping of kPOD. We explore two distinct neural network architectures for this purpose: a decoder-only architecture and a complete autoencoder architecture.

**6.2.1. Decoder-based approach.** In the decoder-only architecture, we construct a neural network that takes the kPOD coefficients  $\mathbf{z} \in \mathbb{R}^k$  as input and generates the full-order solution  $\mathbf{u}_{\text{NN}}^D \in \mathbb{R}^{N_h}$  as output.

The decoder function  $\psi^D(\mathbf{z}; \Theta^D)$  is defined by a set of weights and biases  $\Theta^D$ , which are learned during the training process. Once trained, it can be used to evaluate the backward mapping as:

$$\mathbf{u}_{\text{NN}}^D = f^D(\mathbf{z}; \hat{\Theta}^D) \approx F^{-1}(\mathbf{z}). \quad (31)$$

To find the optimal parameter vector  $\hat{\Theta}^D$ , we employ a supervised learning paradigm that involves optimizing a properly selected loss function  $\mathcal{J}^D$ :

$$\hat{\Theta}^D = \underset{\Theta^D}{\operatorname{argmin}} \mathcal{J}^D(\Theta^D), \quad (32)$$

which measures the discrepancy between the true full-order solutions and the output of the neural network. The optimization process aims to minimize this discrepancy by adjusting the parameters  $\Theta^D$ , leading to an accurate decoder model that can effectively reconstruct the full-order solutions from the kPOD coefficients.

**6.2.2. Autoencoder-based approach.** In the complete autoencoder architecture, we extend the decoder-based approach by adding an encoder component to the neural network. The encoder function  $\psi^E(\cdot; \Theta^E)$  is parameterized by the set of weights and biases  $\Theta^E$ , and it maps the full-order solution to the kPOD reduced order coefficients:

$$\mathbf{z}_{\text{NN}}^{\text{AE}} = \psi^E(\mathbf{u}_h; \Theta^E). \quad (33)$$

The decoder function  $\psi^D(\cdot; \Theta^D)$  is the same as in the decoder-based approach, and it maps the reduced order coefficients back to the full-order solution:

$$\mathbf{u}_{\text{NN}}^{\text{AE}} = \psi^D(\mathbf{z}_{\text{NN}}^{\text{AE}}; \Theta^D). \quad (34)$$

During the learning procedure we seek the optimal configuration of the encoder and decoder weights such that we can approximate the forward and backward mapping as follows:

$$\begin{cases} \psi^E(\mathbf{u}_h; \hat{\Theta}^E) \approx F(\mathbf{u}_h), \\ \psi^D(\mathbf{z}_{\text{NN}}^{\text{AE}}; \hat{\Theta}^D) \approx F^{-1}(\mathbf{z}_{\text{NN}}^{\text{AE}}). \end{cases} \quad (35)$$

To find the optimal weights  $(\hat{\Theta}^E, \hat{\Theta}^D)$ , we minimize the joint loss function defined as:

$$(\hat{\Theta}^E, \hat{\Theta}^D) = \underset{(\Theta^E, \Theta^D)}{\operatorname{argmin}} \mathcal{J}^{\text{Ia}}(\Theta^E, \Theta^D) + \lambda \mathcal{J}^{\text{kPOD}}(\Theta^E). \quad (36)$$

The first term, namely  $\mathcal{J}^{\text{Ia}}$ , is the reconstruction loss and measures the difference between the input and output of the autoencoder. On the other hand,  $\mathcal{J}^{\text{kPOD}}$  represents the kPOD loss, and measures the discrepancy between the encoded coefficients and the true kPOD coefficients obtained using

Equation (23). The hyperparameter  $\lambda \in \mathbb{R}_+$  plays a crucial role in balancing the contributions of these two terms during training. It allows us to control the trade-off between the reconstruction accuracy and the faithfulness of the reduced order representation.

**6.3. Neural Network Training.** The neural network regression in our implementation is performed using two types of architectures: feedforward and convolutional layers. The characteristics of these architectures are presented in Appendix A.

To obtain the optimal parameters, we employ a supervised learning paradigm. Specifically, we have  $N_{\text{tr}}$  pairs of full-order solutions and their corresponding kPOD coefficients  $\{(\mathbf{u}_h^i, \mathbf{z}^i)\}_{i=1}^{N_{\text{tr}}}$ . During each epoch, we iterate over the training data and calculate the reconstruction loss, which can be chosen either as the Mean Squared Error (MSE) or the Sinkhorn divergence.

When using the MSE measure, the general loss term can be written as:

$$\mathcal{J}(\Theta) = \frac{1}{N_{\text{tr}}} \sum_{i=1}^{N_{\text{tr}}} \|\mathbf{y}^i - \mathbf{y}_{\text{NN}}^i(\Theta)\|^2, \quad (37)$$

where the expressions for the NN output  $\mathbf{y}_{\text{NN}}(\Theta)$  and the desired output  $\mathbf{y}$  need to be specialized depending on the type of network under consideration, as shown in Table 1.

On the other hand, when using the Sinkhorn divergence, each sample is treated as a point belonging to the support of a probability distribution. Therefore, we have the following expressions for the distribution produced by the network  $\nu_{\text{NN}}$  and the desired distribution  $\mu$ :

$$\mu = \frac{1}{N_{\text{tr}}} \sum_{i=1}^{N_{\text{tr}}} \delta_{\mathbf{y}^i}, \quad \nu_{\text{NN}} = \frac{1}{N_{\text{tr}}} \sum_{j=1}^{N_{\text{tr}}} \delta_{\mathbf{y}_{\text{NN}}^j(\Theta)}. \quad (38)$$

These distributions allow us to calculate the loss function as the Sinkhorn divergence by means of:

$$\mathcal{J}(\Theta) = S_\epsilon(\mu, \nu_{\text{NN}}). \quad (39)$$

In this case, to ensure the correct coupling of the input and output distributions while preserving their order, an initial training phase using the MSE loss for a limited number of epochs is required. To prevent overfitting, we implement an early stopping criterion, and we set the total number of epochs to  $10^3$ .

The neural network architectures are implemented using PyTorch [56], while the Sinkhorn divergence is computed using the geomLoss package [52]. The experiments are conducted on a machine equipped with an NVIDIA GeForce RTX 3080 GPU and an 11th Gen Intel(R) Core(TM) i7-11700 @ 2.50GHz processor running CentOS Stream release 8.

Loss Function	$\mathbf{y}$	$\mathbf{y}_{\text{NN}}$
$\mathcal{J}^D$	$\mathbf{u}_h$	$\mathbf{u}_{\text{NN}}^D$
$\mathcal{J}^{I_d}$	$\mathbf{u}_h$	$\mathbf{u}_{\text{NN}}^{\text{AE}}$
$\mathcal{J}^{\text{kPOD}}$	$\mathbf{z}$	$\mathbf{z}_{\text{NN}}^{\text{AE}}$

TABLE 1. Comparison of Loss Functions and Outputs.

## 7. NUMERICAL RESULTS

In this section, we test the proposed framework on three different benchmarks in model order reduction for parametrized PDEs: (i) a Poisson equation with a moving source, (ii) the Burgers' equation, and (iii) an advection-dominated problem. Importantly, all of these problems exhibit slow decay of the Kolmogorov  $n$ -width, which pose a challenge for efficient model reduction techniques.

In each test case we employ the finite element discretization to obtain the full-order approximation. Furthermore, all the problems are solved on a 2D unitary domain, except for the Burgers' equation where we have one spatial dimension and the time evolution.

We build the original dataset by solving full-order problems for each instance of the parameter in the designated parameter set  $\mathcal{P}_h = \{\boldsymbol{\mu}_j\}_{j=1}^{N_s}$ . Next, the set  $\mathcal{P}_h$  is split into the training set  $\mathcal{P}_{\text{tr}}$  and the testing set  $\mathcal{P}_{\text{te}}$ . The cardinalities of these two sets are dictated by the choice of the training rate  $r_t$ , such that  $N_{\text{tr}} = r_t N_s$  and  $N_{\text{te}} = N_s - N_{\text{tr}}$ .

It is important to note that the solutions to the proposed test cases are not probability density functions. Therefore, in order to compute the Wasserstein distance between a pair of snapshots, we normalize the solutions with respect to the total mass. This normalization ensures that the computed Wasserstein distance captures the discrepancy in the spatial distribution of the solutions, rather than the differences in their magnitudes.

As concerns the error analysis, we use as evaluation metric the relative error between the solution  $\mathbf{u}_h(\boldsymbol{\mu})$  and its approximation  $\tilde{\mathbf{u}}_h$  for a given parameter  $\boldsymbol{\mu}$  and its mean over the testing set  $\mathcal{P}_{\text{te}}$ , namely:

$$\varepsilon(\boldsymbol{\mu}) = \frac{\|\mathbf{u}_h(\boldsymbol{\mu}) - \tilde{\mathbf{u}}_h(\boldsymbol{\mu})\|_{L^2}}{\|\mathbf{u}_h(\boldsymbol{\mu})\|_{L^2}} \quad \text{and} \quad \bar{\varepsilon} = \frac{1}{N_{\text{te}}} \sum_{\boldsymbol{\mu} \in \mathcal{P}_{\text{te}}} \varepsilon(\boldsymbol{\mu}).$$

Additionally, we will show the relative error field for selected values in the testing set, given by:

$$\delta \mathbf{u}(\boldsymbol{\mu}) = \frac{|\mathbf{u}_h(\boldsymbol{\mu}) - \tilde{\mathbf{u}}_h(\boldsymbol{\mu})|}{\|\mathbf{u}_h(\boldsymbol{\mu})\|_{L^2}}.$$

To provide a comprehensive comparison, we compare each test case individually with state-of-the-art linear and nonlinear approaches: POD projection, POD-Galerkin projection, and DL-ROM.

**7.1. Poisson Equation.** We study the solution of a Poisson equation on the 2D unit square  $\Omega = [0, 1] \times [0, 1]$ . The equation and boundary conditions can be summarized as follows:

$$\begin{cases} \Delta u = f & \text{in } \Omega, \\ u = 0 & \text{on } \partial\Omega, \end{cases} \quad (40)$$

where the source term  $f$  is parameterized as a Gaussian function centered at  $\boldsymbol{\mu} = (\mu_1, \mu_2)$  with  $\sigma = 0.1$ :

$$f = \frac{100}{2\sigma} \exp\left(-\frac{(x - \mu_1)^2 + (y - \mu_2)^2}{2\sigma^2}\right). \quad (41)$$

The numerical approximation employs a finite element discretization using  $P1$  elements on a  $32 \times 32$  structured mesh, treated as a 2D image with a single color channel, which is essential for the convolutional autoencoder.

For our study, we consider the parameter space  $\mathcal{P} = \{(\mu_1, \mu_2) \mid \mu_1, \mu_2 \in [0.2, 0.8]\} \subset \mathbb{R}^2$ , that we discretize with a uniform grid consisting of  $N_s = 100$  samples, yielding the its discrete counterpart  $\mathcal{P}_h$ . This allows us to investigate the influence of different source locations on the scalar field's solution.

To address the forward problem, we collect the dataset by solving the Poisson equation for values in  $\mathcal{P}_h$ , and then we use the corresponding subset  $\mathcal{P}_{\text{tr}}$  with  $r_t = 70\%$  to compute the Gram matrix using the Wasserstein kernel.

When using kernels based on the Wasserstein distance, the computation of the Gram matrix could represent a computational bottleneck, but given its definition and symmetry we can easily parallelize the computation and consider only its upper triangular part.

Figure 4 illustrates the comparison between the decay of the singular values for both the POD and the kPOD.

As expected, the use of the Wasserstein kernel for the kPOD leads to a faster decay of the singular values. We proceed with the projection of the snapshots using the forward map defined in Equation (23). In Figure 5 and 6, we show the trend of the first two reduced coefficients. We observe that in the case of kPOD, contrarily to what happens within the standard POD approach, the first two

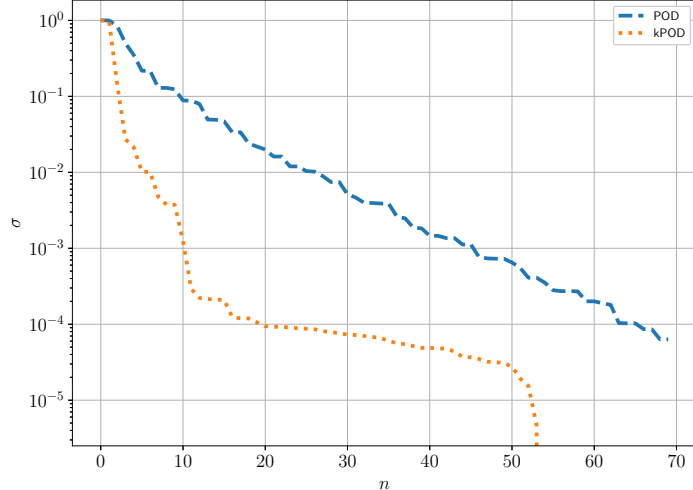


FIGURE 4. Decay of the normalized singular values.

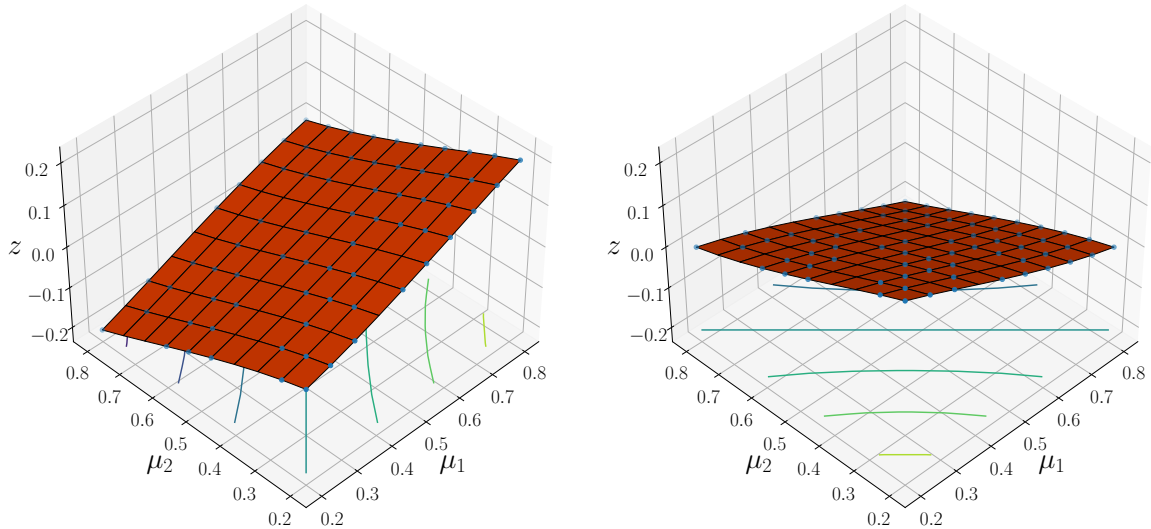


FIGURE 5. First (left) and second (right) kPOD coefficients w.r.t. the source location. Training points represented in blue.

reduced coefficients can be accurately approximated by a plane. This implies the existence of a linear relationship between the two parameters under consideration and the kPOD coefficients.

Table 2 displays the mean relative error  $\bar{\varepsilon}$  over the testing set for various models. These models are built upon two architectural approaches: convolutional autoencoder (CAE) and fully connected feedforward autoencoder (FF) (see Appendix A), and for both we set the dimension of the reduced representation, *i.e.* the number of bottleneck nodes, to  $k = 5$ . The training process employs two different loss functions: mean squared error (MSE) and Sinkhorn loss.

In our evaluation, we first examined the performance of both autoencoder and decoder approaches. Interestingly, the decoder-only approach consistently exhibited higher reconstruction errors compared to the autoencoder across all models, suggesting that leveraging the full autoencoder architecture is crucial for achieving better reconstruction results. Consequently, we will focus our discussion on the autoencoder-based models, which demonstrate more promising performance w.r.t. decoder-only ones (Table 2).



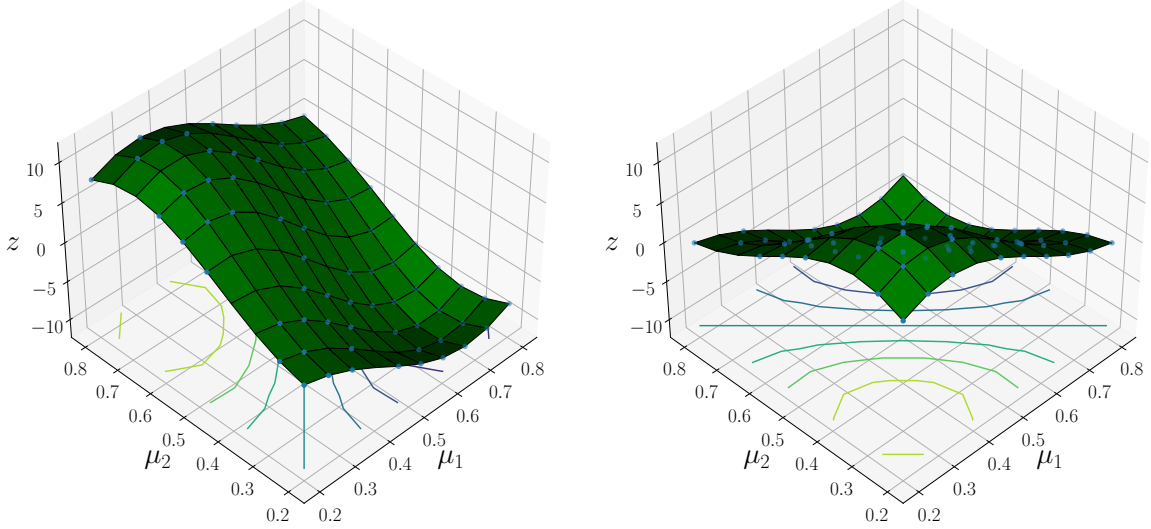


FIGURE 6. First (left) and second (right) POD coefficients w.r.t. the source location. Training points represented in blue.

		kPOD		POD	
		FF	CAE	FF	CAE
Autoencoder	Sinkhorn	2.02 %	0.50 %	1.95 %	1.00 %
	MSE	2.22 %	0.70 %	2.08 %	1.20 %
Decoder	Sinkhorn	2.60 %	1.50 %	2.84 %	1.75 %
	MSE	2.22 %	2.42 %	2.80 %	2.61 %

TABLE 2. Comparison of mean relative errors for different neural network architectures and loss functions. The models tested include a convolutional autoencoder (CAE) and a fully connected feedforward autoencoder (FF). POD and kPOD refer to the reduced approach exploited to obtain the latent representation.

As it can be seen from Figure 7, comparing the models using the MSE loss, we observe that the CAE models exhibit lower reconstruction errors compared to their FF counterparts. Specifically, the CAE-kPOD model achieves the lowest reconstruction error among all the MSE-based models, both for the autoencoder and decoder approaches. This result suggests that incorporating the kPOD technique into the CAE architecture enhances its ability to capture the underlying features and achieve more accurate reconstructions.

When considering the sinkhorn loss, we observed that it consistently led to lower reconstruction errors for both the FF and CAE architectures. The CAE-kPOD model, in particular, achieves the lowest reconstruction error among all models, irrespective of the autoencoder or decoder configuration. This result highlights the effectiveness of the sinkhorn loss function in conjunction with the CAE-kPOD model, suggesting that it provides valuable regularization benefits that contribute to improved reconstruction accuracy.

The variation of the relative error as a function of the source position for the sinkhorn-CAE-kPOD model is shown in Figure 8a, whereas Figure 9 presents representative solutions and their corresponding relative error fields for parameters in  $\mathcal{P}_{te}$ . It can be observed that the error does not

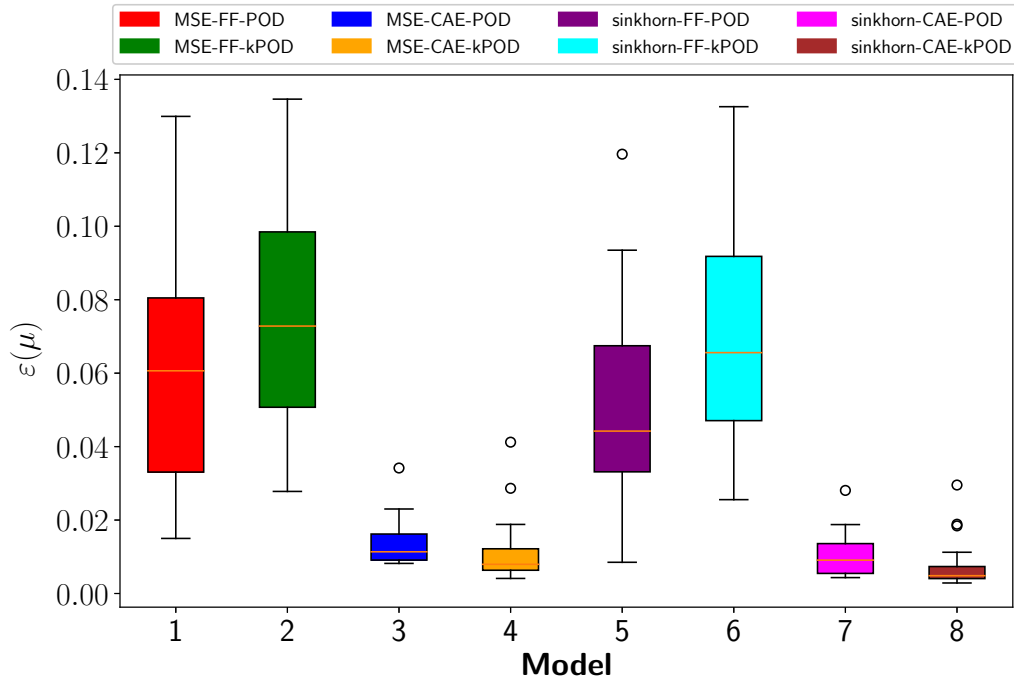
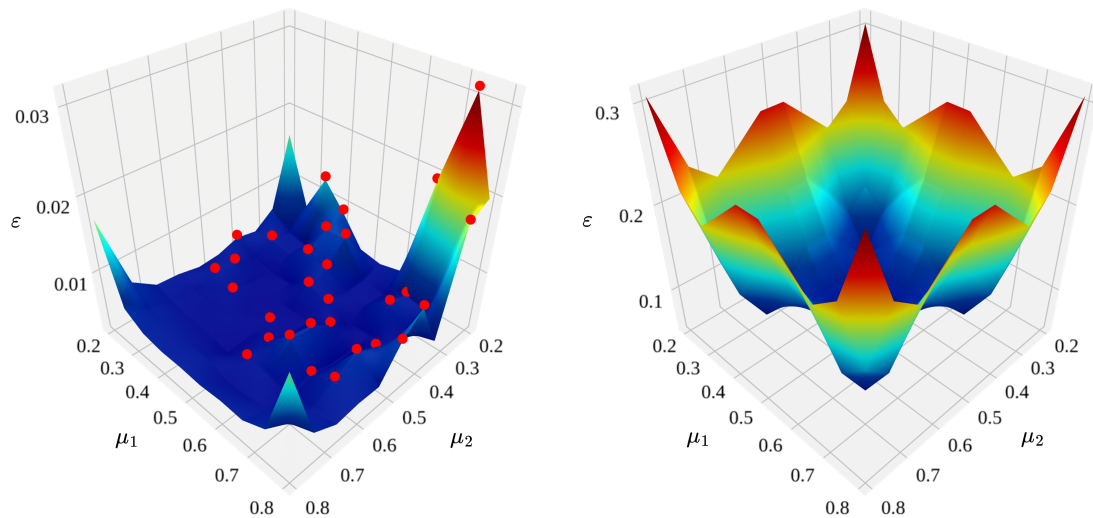


FIGURE 7. Box-plot of the relative errors for the Poisson test case and the autoencoder architecture.

exceed 3% and takes on higher values when the testing points correspond to parameter values near the boundary of the parameter space, as expected in such cases.



(A) Sinkhorn-CAE-kPOD: the testing points are represented in red.

(B) Projection on the POD basis with  $k = 5$ .

FIGURE 8. Relative error with respect to the source location.

The effectiveness of our approach becomes evident when compared to the error of direct projection onto the POD basis (see Table 3). By directly projecting the FOM solutions onto a basis with the

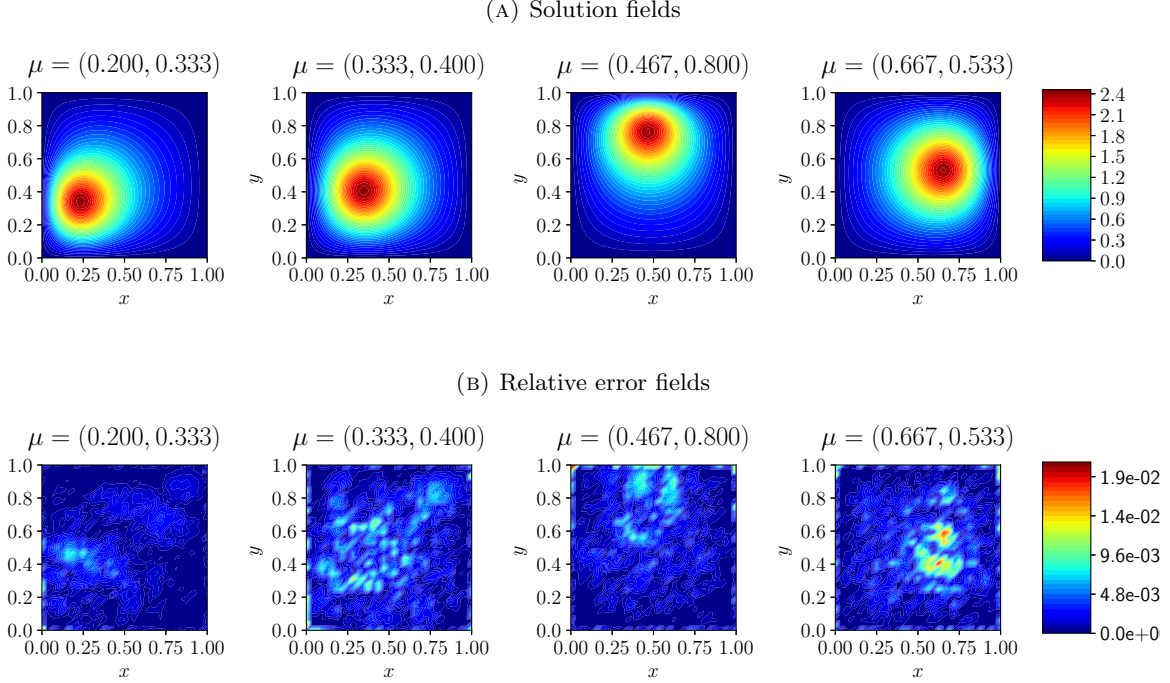


FIGURE 9. Solution and relative error fields for the Poisson equation for different positions of the source term.

same cardinality as the bottleneck of our autoencoder, *i.e.*  $k = 5$ , the error is significantly higher, with an average of 14.66% (see Figure 8b). As the number of basis increases, the error gradually decreases, but it only becomes lower than the sinkhorn-CAE-kPOD model when  $k = 30$ .

However, it is essential to acknowledge that the direct projection error represents only one component of the overall error for linear methods. Therefore, when considering a generic linear method with the same number of bases, we can reasonably expect even higher errors compared to the performance achieved by the kPOD based approach.

Number of basis	Projection relative error (%)
5	14.66
10	5.20
20	1.19
30	0.34

TABLE 3. Mean relative errors for different numbers of basis functions.

**7.2. Advection Dominated Problem.** Here, we are interested in approximating the solution of a parametrized advection-diffusion problem defined on the unit square  $\Omega = [0, 1] \times [0, 1]$ :

$$\begin{cases} -\alpha(\mu)\Delta u + \beta \cdot \nabla u = 0 & \text{in } \Omega, \\ u = 0 & \text{on } \partial\Omega, \end{cases} \quad (42)$$

where  $\beta$  and  $\alpha$  represent the advection and diffusion terms, respectively, and homogeneous Dirichlet boundary conditions are imposed on the boundary. We assume that the convective field is constant throughout the domain, and given by  $\beta = (1, 1)$ . The diffusivity is parameterized by  $\mu \in [0, 10]$  by defining  $\alpha(\mu) = 10^{-\mu}$ , which is inversely proportional to the Péclet number of the model.

The offline procedure begins by creating the discrete set  $\mathcal{P}_h$ , comprising samples drawn uniformly from the parameter set  $\mathcal{P}$ . We use  $N_s = 100$  samples and set the training ratio to  $r_t = 70\%$ .

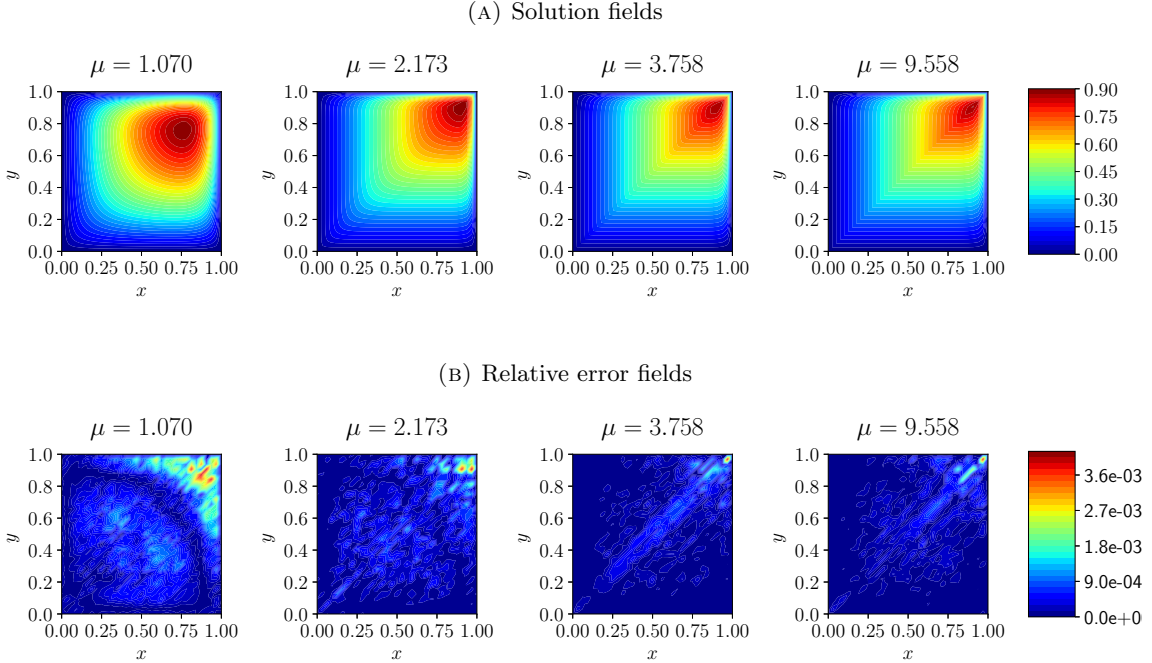


FIGURE 10. Solutions and relative errors for the advection-dominated problem with varying diffusivity values.

Figure 10 presents some representative solutions and their corresponding relative error fields, obtained with the Sinkhorn-CAE-kPOD model. It can be observed that, when  $\mu$  increases, the convective contribution dominates the diffusive term, resulting in significant displacement of the solution in the direction of  $\beta$ .

Table 4 presents the mean reconstruction relative errors using the autoencoder approach, w.r.t. the test set  $\mathcal{P}_{te}$ .

Firstly, it is observed that for this particular problem, when using the MSE loss function, the fully connected architecture outperforms the convolutional autoencoder. This is probably due to the thin boundary layer developed in the top-right corner, which of course affects local convolutions. Moreover, this highlights the importance, and yet the issue, of choosing an architecture that is specifically suited to the problem at hand. Despite this, utilizing the Sinkhorn Loss during training consistently leads to improved model accuracy, and the lowest error is achieved by the CAE architecture, once again highlighting the effectiveness of embedding OT-based loss in the proposed neural network framework.

In the following, we aim at comparing these results with those obtained through the POD-Galerkin (POD-G) reduced order method, which involves projecting the system of equations (42) onto the POD modes<sup>4</sup>.

<sup>4</sup>To obtain physically meaningful solutions, one needs to stabilize the system using the SUPG method [57].

	CAE	FF
<b>Sinkhorn</b>	0.069 %	0.081 %
<b>MSE</b>	0.189 %	0.127 %

TABLE 4. Summary of results for different loss functions and architectures.

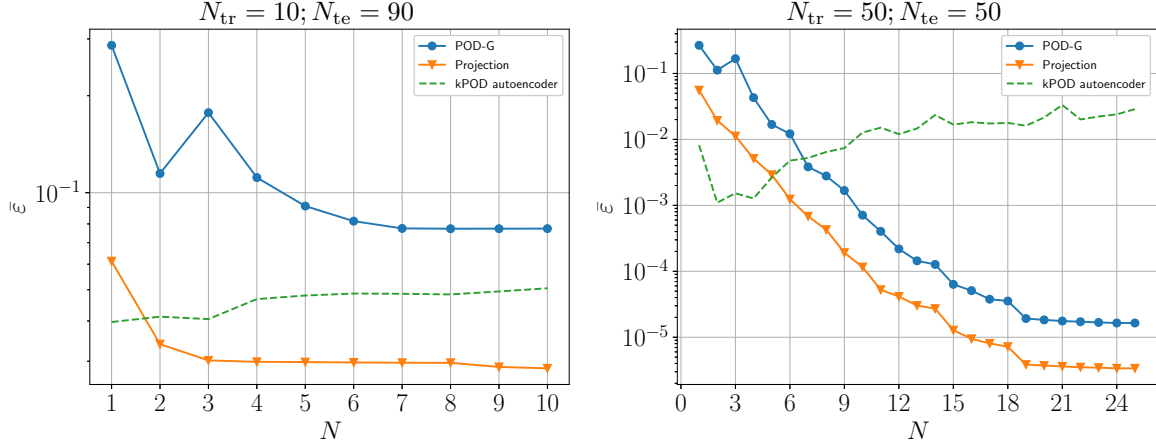
FIGURE 11. Mean relative error with  $N_{tr}=10$  (left) and  $N_{tr}=50$  (right).

Figure 11 depicts the mean relative errors obtained on the testing set for the POD-G method and the kPOD autoencoder, while varying the number of basis functions or bottleneck nodes used. The left plot showcases the errors when using  $r_t = 10\%$  of the dataset for training, whereas the right plot corresponds to  $r_t = 50\%$ .

Despite the linearity of the problem greatly enhances the effectiveness of the POD-G method, a clear limitation arises when utilizing a small number of snapshots for constructing the reduced basis. In such a context, the accuracy of the model saturates for a limited number of bases and deteriorates upon the addition of new bases. In this scenario, the autoencoder exhibits better reconstruction error, although still inferior to direct projection onto POD modes. It is noteworthy that when 50% of the samples are used for training, the situation is markedly different. The error for POD-G decreases rapidly as the cardinality of the reduced basis expands. It is crucial to note that error saturation now occurs for  $N > 19$ , and that the autoencoder can obtain better accuracy for  $N < 6$ , before entering the overfitting regime, showing greater compression capabilities.

**7.3. Burgers Equation.** As a final test case, we consider the 1-dimensional Burgers equation:

$$\begin{cases} \frac{\partial u}{\partial t} + u \frac{\partial u}{\partial x} = \nu \frac{\partial^2 u}{\partial x^2}, & \forall x \in [0, 1], \\ u(0, t) = u(1, t) = 0, & \forall t > 0, \\ u(x, 0) = u_0(x, \mu), & \forall x \in [0, 1], \end{cases} \quad (43)$$

where  $\nu$  represents the viscosity parameter, and the initial condition is chosen as the parametric Heaviside function given by:

$$u_0(x, \mu) = \begin{cases} 0, & \text{if } x < \mu, \\ 1, & \text{if } \mu \leq x < 0.2 + \mu, \\ 0, & \text{if } x \geq 0.2 + \mu, \end{cases} \quad (44)$$

where  $\mu \in \mathcal{P} = [0.2, 0.4]$  represents the shift parameter that determines the location of the Heaviside function within the domain.

The full-order discretization of the problem consists of both spatial and temporal discretizations. For the spatial discretization, we employ the FE method with  $P1$  elements. As for the temporal discretization, we utilize the Runge-Kutta 2/3 method (RK23) [58], which provides an accurate time integration scheme. Although the full-order solution is obtained on a  $129 \times 129$  spatial/temporal grid, we perform subsampling by selecting equispaced nodes to obtain a reduced image size of  $32 \times 32$ . This approach allows us to retain the essential features of the solution while reducing the computational cost of training the model.

As in the previous cases, we proceed with the discretization of the parametric interval considering a grid of  $N_s = 100$  equispaced values  $\mathcal{P}_h$ , and select as training rate  $r_t = 50\%$ . Figure 12 depicts representative solutions and their corresponding relative error fields, obtained from the CAE-kPOD model, while varying the shift parameter.

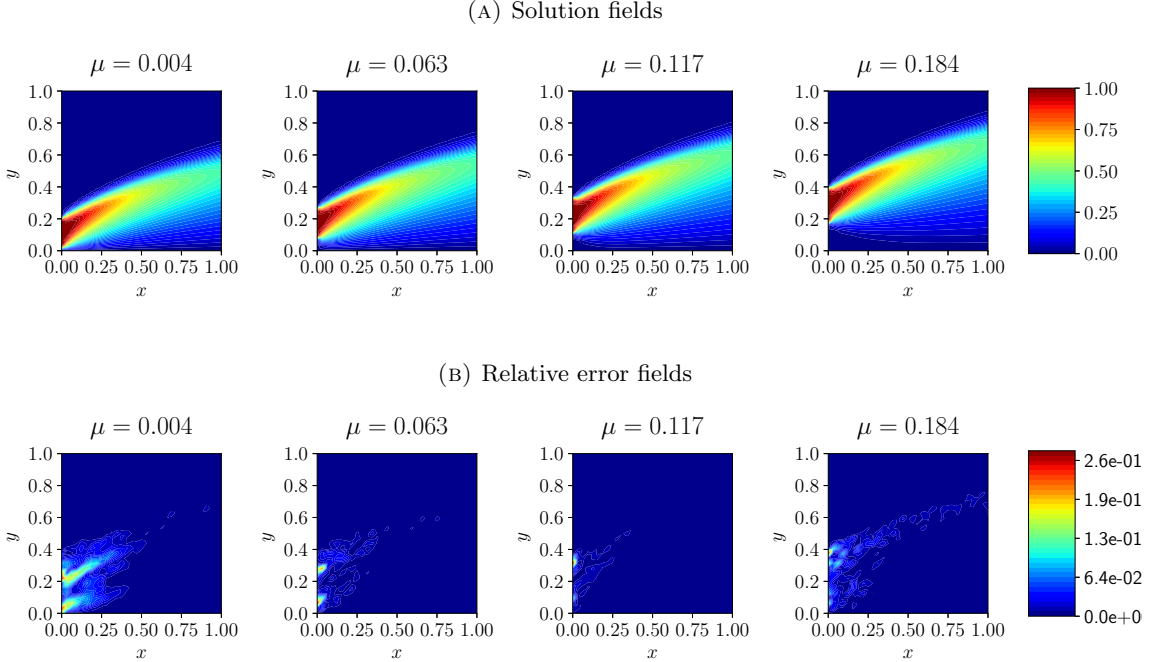


FIGURE 12. Solutions and relative errors of the Burgers' equation for different initial condition locations.

In this test case, we compare our proposed kPOD approach with the original DL-ROM architecture [17]. Since the focus is not the optimization of the hyperparameter configuration, we restrict ourselves to using a convolutional autoencoder with the same architecture as our kPOD model. Specifically, we ensure that the autoencoder has the same bottleneck dimension ( $k = 5$ ) as our kPOD model but is trained without imposing any specific reduced representation. Moreover the kPOD-CAE is trained using the Sinkhorn loss, whereas the DL-ROM approach is trained using standard MSE.

The reconstruction relative error across  $\mathcal{P}_{te}$  is shown in Figure 13. It can be observed that the kPOD-CAE trained with Sinkhorn regularization consistently outperforms its DL-ROM counterpart. This suggests that the reduced representation provided by kPOD is more efficient compared to the one learned through unconstrained training of the autoencoder. This efficiency improvement is reflected in a lower mean error, with  $\bar{\epsilon}_{\text{kPOD}} = 8 \times 10^{-3}$  for the kPOD-CAE and  $\bar{\epsilon}_{\text{DL-ROM}} = 4 \times 10^{-2}$  for the DL-ROM method.

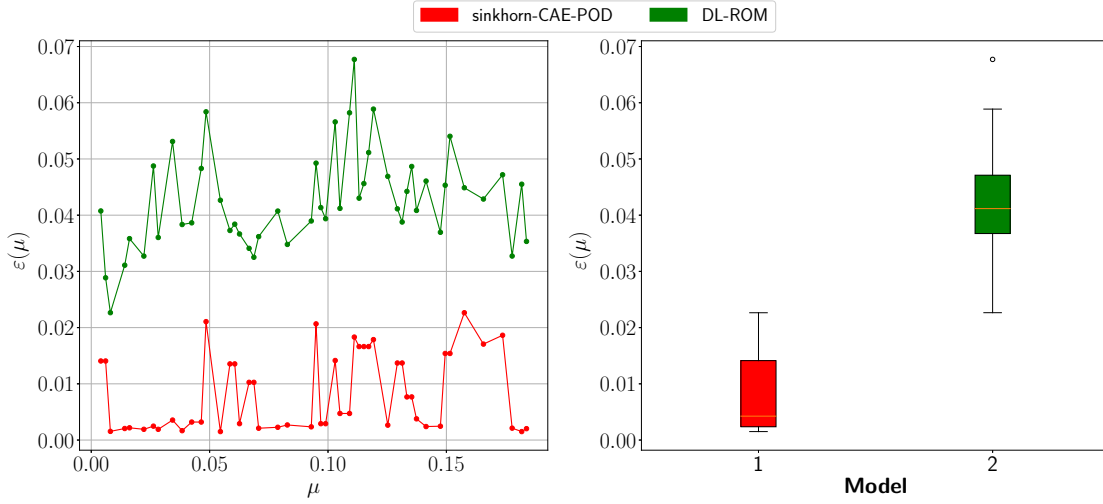


FIGURE 13. Relative errors for the DL-ROM architecture and the kPOD-autoencoder across the testing set.

## 8. CONCLUSIONS AND PERSPECTIVES

In this work, we introduced a novel reduced-order modeling framework that combines kernel POD, deep learning, and optimal transport theory to solve high-dimensional parametric PDEs. Our primary goal was to provide an efficient and accurate reduced-order representation strategy for solutions across a wide range of parameter values.

The foundation of our approach is the extension of traditional POD through the utilization of a kernel based on the Wasserstein distance. This kernel is efficiently approximated through entropic regularization and numerically optimized using the Sinkhorn algorithm. This way, the kPOD retains essential nonlinear features that might be lost by linear dimensionality reduction techniques.

To construct the inverse map of kPOD, we employed an autoencoder trained to learn the kPOD reduction. Following the autoencoder’s training, it can be used to reconstruct the original solutions from the reduced coefficients. To ensure stability and convergence during the training process, we utilized the Sinkhorn divergence, which proved beneficial for training the proposed architectures, particularly showing improvements over the classical MSE in the case of convolutional layers.

We tested the proposed architecture on several benchmarks affected by a slow-decay of the Kolmogorov  $n$ -width, including the Poisson equation, the advection-diffusion problem, and the Burgers equation, revealing the framework’s ability to obtain accurate and efficient reduced representations of solutions while capturing the geometric characteristics of the data.

The promising results obtained, pave the way for many interesting investigations and future improvements. Exploring alternative kernel functions and evaluating their performance for different PDE problems could provide additional insights into capturing specific features [59].

Another interesting development could be in the direction of noisy data, adapting the framework to a variational autoencoder architecture capable of providing statistical interpretation, and characterized by a more robust training phase [7].

The assumption on the structured mesh is essential to guarantee the locality of the convolutional layers, which is lost for complex domain defined over unstructured grids. A further step towards a geometrically consistent and interpretable framework could originate by investigating convolutional autoencoders defined over graph neural networks [19].

In addition, employing the kPOD-AE approach to create reduced-order models for parametric optimization and control problems has the potential to significantly accelerate optimization and control processes.

A critical avenue for future research lies in addressing the data-intensive nature of autoencoder training for high-dimensional PDE solutions. Exploring data-efficient learning techniques, such as transfer learning or active learning, holds promise for mitigating the demands of training data and enhancing the effectiveness of reduced-order modeling strategies [60, 61].

One possibility lies in leveraging clustering techniques based on Wasserstein barycenters [38, 39], to extract representative measures from the data. These extracted measures could then be employed as inputs for the kPOD approach.

Another strategy involves fitting the probability distributions using Gaussian models, in order to use known optimal transport maps [42]. In particular, after training the model, it can be used to enrich the dataset used to construct the reduced-order basis for a projection-based approach [62].

Finally, generalizing the framework to handle more complex physics and geometries would further improve its applicability to a broader range of problems in engineering and science.

#### ACKNOWLEDGMENT

The authors would like to extend sincere appreciation to Prof. Jan S. Hestaven from École Polytechnique Fédérale de Lausanne for generously hosting the visit of M. Khamlich at his institution. The collaborative opportunity during this visit significantly contributed to the successful realization of this project.

This work was partially funded by European Union Funding for Research and Innovation — Horizon 2020 Program — in the framework of European Research Council Executive Agency: H2020 ERC CoG 2015 AROMA-CFD project 681447 “Advanced Reduced Order Methods with Applications in Computational Fluid Dynamics” P.I. Professor Gianluigi Rozza. We also acknowledge the PRIN 2017 “Numerical Analysis for Full and Reduced Order Methods for the efficient and accurate solution of complex systems governed by Partial Differential Equations” (NA-FROM-PDEs).

#### REFERENCES

- [1] P. Benner, A. Cohen, M. Ohlberger, and K. Willcox. *Model Reduction and Approximation: Theory and Algorithms*. SIAM, Society for Industrial and Applied Mathematics, 2017. doi:10.1137/1.9781611974829.
- [2] P. Benner, M. Ohlberger, A. Patera, G. Rozza, and K. Urban, editors. *Model Reduction of Parametrized Systems*, volume 17 of *MS&A*. Springer International Publishing, Cham, 2017. doi:10.1007/978-3-319-58786-8.
- [3] M. A. Grepl, Y. Maday, N. C. Nguyen, and A. T. Patera. Efficient reduced-basis treatment of nonaffine and nonlinear partial differential equations. *ESAIM: Mathematical Modelling and Numerical Analysis*, 41(3):575–605, 2007. doi:10.1051/m2an:2007031.
- [4] W. Schilders, H. Van der Vorst, and J. Rommes. *Model Order Reduction: Theory, Research Aspects and Applications*, volume 13. 01 2008. doi:10.1007/978-3-540-78841-6.
- [5] P. Benner, S. Grivet-Talocia, A. Quarteroni, G. Rozza, W. Schilders, and L. Miguel Silveira. *Model Order Reduction: Volume 1: System- and Data-Driven Methods and Algorithms*. De Gruyter, 2021. doi:10.1515/9783110498967.
- [6] P. Benner, S. Grivet-Talocia, A. Quarteroni, G. Rozza, W. Schilders, and L. Miguel Silveira. *Model Order Reduction: Volume 2: Snapshot-Based Methods and Algorithms*. De Gruyter, 2020. doi:10.1515/9783110671490.
- [7] I. Goodfellow, Y. Bengio, and A. Courville. *Deep Learning*. MIT Press, 2016. <http://www.deeplearningbook.org>.
- [8] T. M. Mitchell et al. *Machine learning*, volume 1. McGraw-hill New York, 2007. doi:10.1007/978-1-4613-2279-5.
- [9] F. Santambrogio. Optimal transport for applied mathematicians. *Birkäuser, NY*, 55(58-63):94, 2015. doi:10.1007/978-3-319-20828-2.
- [10] G. Peyré, M. Cuturi, et al. Computational optimal transport: With applications to data science. *Foundations and Trends in Machine Learning*, 11(5-6):355–607, 2019. doi:10.1561/22000000073.
- [11] B. Schölkopf, A. Smola, and K.-R. Müller. Kernel principal component analysis. In *Artificial Neural Networks—ICANN’97: 7th International Conference Lausanne, Switzerland, October 8–10, 1997 Proceedings*, pages 583–588. Springer, 2005. doi:10.7551/mitpress/1130.003.0026.
- [12] C. Frogner, C. Zhang, H. Mobahi, M. Araya, and T. A. Poggio. Learning with a Wasserstein loss. *Advances in neural information processing systems*, 28, 2015.
- [13] K. O’Shea and R. Nash. An introduction to convolutional neural networks. *arXiv preprint arXiv:1511.08458*, 2015. doi:https://doi.org/10.48550/arXiv.1511.08458.
- [14] S. L. Brunton and J. N. Kutz. *Data-Driven Science and Engineering*. Cambridge University Press, 2019. doi:10.1017/9781108380690.
- [15] P. Baldi. Autoencoders, Unsupervised Learning, and Deep Architectures. In I. Guyon, G. Dror, V. Lemaire, G. Taylor, and D. Silver, editors, *Proceedings of ICML Workshop on Unsupervised and Transfer Learning*,



- volume 27 of *Proceedings of Machine Learning Research*, pages 37–49, Bellevue, Washington, USA, 02 Jul 2012. PMLR. URL <https://proceedings.mlr.press/v27/baldi12a.html>.
- [16] L. C. Jain and L. R. Medsker. *Recurrent Neural Networks: Design and Applications*. CRC Press, Inc., USA, 1st edition, 1999. doi:10.1201/9781420049176.
- [17] S. Fresca, L. Dede', and A. Manzoni. A comprehensive deep learning-based approach to reduced order modeling of nonlinear time-dependent parametrized PDEs. *Journal of Scientific Computing*, 87:1–36, 2021. doi:10.1007/s10915-021-01462-7.
- [18] S. Fresca and A. Manzoni. POD-DL-ROM: enhancing deep learning-based reduced order models for nonlinear parametrized pdes by proper orthogonal decomposition. *Computer Methods in Applied Mechanics and Engineering*, 388:114181, 2022. doi:10.1016/j.cma.2021.114181.
- [19] F. Pichi, B. Moya, and J. S. Hesthaven. A Graph Convolutional Autoencoder Approach to Model Order Reduction for Parametrized PDEs, 2023. doi:10.48550/arXiv.2305.08573.
- [20] K. Lee and K. T. Carlberg. Model reduction of dynamical systems on nonlinear manifolds using deep convolutional autoencoders. *Journal of Computational Physics*, 404:108973, 2020. doi:10.1016/j.jcp.2019.108973.
- [21] F. Romor, G. Stabile, and G. Rozza. Non-linear Manifold Reduced-Order Models with Convolutional Autoencoders and Reduced Over-Collocation Method. *Journal of Scientific Computing*, 94(3), 2023. doi:10.1007/s10915-023-02128-2.
- [22] N. T. Mücke, S. M. Bohté, and C. W. Oosterlee. Reduced order modeling for parameterized time-dependent PDEs using spatially and memory aware deep learning. *Journal of Computational Science*, 53:101408, 2021. doi:10.1016/j.jocs.2021.101408.
- [23] G. E. Karniadakis, I. G. Kevrekidis, L. Lu, P. Perdikaris, S. Wang, and L. Yang. Physics-informed machine learning. *Nature Reviews Physics*, 3(6):422–440, 2021. doi:10.1038/s42254-021-00314-5.
- [24] M. Raissi, P. Perdikaris, and G. Karniadakis. Physics-informed neural networks: A deep learning framework for solving forward and inverse problems involving nonlinear partial differential equations. *Journal of Computational Physics*, 378:686–707, 2019. doi:10.1016/j.jcp.2018.10.045.
- [25] M. Raissi. Deep hidden physics models: Deep learning of nonlinear partial differential equations. *The Journal of Machine Learning Research*, 19(1):932–955, 2018.
- [26] A. Chatterjee. An introduction to the proper orthogonal decomposition. *Current Science*, 78(7):808–817, 2000.
- [27] J. S. Hesthaven and S. Ubbiali. Non-intrusive reduced order modeling of nonlinear problems using neural networks. *J. Comput. Phys.*, 363:55–78, 2018. doi:10.1016/j.jcp.2018.02.037.
- [28] Z. Gao, Q. Liu, J. S. Hesthaven, B.-S. Wang, W. S. Don, and X. Wen. Non-Intrusive Reduced Order Modeling of Convection Dominated Flows Using Artificial Neural Networks with Application to Rayleigh-Taylor instability. *Communications in Computational Physics*, 30(1):97–123, 2021. doi:<https://doi.org/10.4208/cicp.OA-2020-0064>.
- [29] K. H. Park, S. O. Jun, S. M. Baek, M. H. Cho, K. J. Yee, and D. H. Lee. Reduced-Order Model with an Artificial Neural Network for Aerostructural Design Optimization. *Journal of Aircraft*, 50(4):1106–1116, 2013. doi:10.2514/1.C032062.
- [30] Q. Wang, J. S. Hesthaven, and D. Ray. Non-intrusive reduced order modeling of unsteady flows using artificial neural networks with application to a combustion problem. *Journal of Computational Physics*, 384:289–307, 2019. doi:<https://doi.org/10.1016/j.jcp.2019.01.031>.
- [31] F. Pichi, F. Ballarin, G. Rozza, and J. S. Hesthaven. An Artificial Neural Network Approach to Bifurcating Phenomena in Computational Fluid Dynamics. *Computers & Fluids*, 254:105813, 2023. doi:10.1016/j.compfluid.2023.105813.
- [32] P. L. Lai and C. Fyfe. Kernel and nonlinear canonical correlation analysis. *International journal of neural systems*, 10(05):365–377, 2000. doi:10.1142/S012906570000034X.
- [33] P. Díez, A. Muixí, S. Zlotnik, and A. García-González. Nonlinear dimensionality reduction for parametric problems: A kernel proper orthogonal decomposition. *International Journal for Numerical Methods in Engineering*, 122(24):7306–7327, 2021. doi:10.1002/nme.6831.
- [34] M. Salvador, L. Dede', and A. Manzoni. Non intrusive reduced order modeling of parametrized PDEs by kernel POD and neural networks. *Computers & Mathematics with Applications*, 104:1–13, 2021. doi:10.1016/j.camwa.2021.11.001.
- [35] M. Cuturi. Sinkhorn Distances: Lightspeed Computation of Optimal Transport. In C. Burges, L. Bottou, M. Welling, Z. Ghahramani, and K. Weinberger, editors, *Advances in Neural Information Processing Systems*, volume 26. Curran Associates, Inc., 2013. URL [https://proceedings.neurips.cc/paper\\_files/paper/2013/file/af21d0c97db2e27e13572cbf59eb343d-Paper.pdf](https://proceedings.neurips.cc/paper_files/paper/2013/file/af21d0c97db2e27e13572cbf59eb343d-Paper.pdf).
- [36] M. Arjovsky, S. Chintala, and L. Bottou. Wasserstein generative adversarial networks. In D. Precup and Y. W. Teh, editors, *Proceedings of the 34th International Conference on Machine Learning*, volume 70 of *Proceedings of Machine Learning Research*, pages 214–223. PMLR, 06–11 Aug 2017. URL <https://proceedings.mlr.press/v70/arjovsky17a.html>.
- [37] V. Ehrlacher, D. Lombardi, O. Mula, and F.-X. Vialard. Nonlinear model reduction on metric spaces. Application to one-dimensional conservative PDEs in Wasserstein spaces. *ESAIM: Mathematical Modelling and Numerical Analysis*, 54(6):2159–2197, 2020. doi:10.1051/m2an/2020013.

- [38] B. Battisti, T. Blickhan, G. Enchery, V. Ehrlacher, D. Lombardi, and O. Mula. Wasserstein model reduction approach for parametrized flow problems in porous media. *ArXiv*, abs/2205.02721, 2022. doi:<https://doi.org/10.48550/arXiv.2205.02721>.
- [39] M.-H. Do, J. Feydy, and O. Mula. Approximation and Structured Prediction with Sparse Wasserstein barycenters, 2023. doi:10.48550/ARXIV.2302.05356.
- [40] M. Agueh and G. Carlier. Barycenters in the Wasserstein space. *SIAM Journal on Mathematical Analysis*, 43(2):904–924, 2011. doi:10.1137/100805741.
- [41] S. Torregrosa, V. Champaney, A. Ammar, V. Herbert, and F. Chinesta. Surrogate parametric meta-model based on Optimal Transport. *Mathematics and Computers in Simulation*, 194:36–63, 2022. doi:10.1016/j.matcom.2021.11.010.
- [42] A. Iollo and T. Taddei. Mapping of coherent structures in parameterized flows by learning optimal transportation with Gaussian models. *Journal of Computational Physics*, 471:111671, 2022. doi:10.1016/j.jcp.2022.111671.
- [43] T. Blickhan. A registration method for reduced basis problems using linear optimal transport. *arXiv preprint arXiv:2304.14884*, 2023. doi:<https://doi.org/10.48550/arXiv.2304.14884>.
- [44] T. Taddei. A Registration Method for Model Order Reduction: Data Compression and Geometry Reduction. *SIAM Journal on Scientific Computing*, 42(2):A997–A1027, January 2020. doi:10.1137/19m1271270.
- [45] L. R. Ford Jr and D. R. Fulkerson. Solving the transportation problem. *Management Science*, 3(1):24–32, 1956. doi:10.1287/mnsc.3.1.24.
- [46] D. P. Bertsekas. Auction algorithms for network flow problems: A tutorial introduction. *Computational Optimization and Applications*, 1(1):7–66, 1992. doi:10.1007/bf00247653.
- [47] M. Sommerfeld, J. Schrieber, Y. Zemel, and A. Munk. Optimal Transport: Fast Probabilistic Approximation with Exact Solvers. *Journal of Machine Learning Research*, 20(105):1–23, 2019. URL <http://jmlr.org/papers/v20/18-079.html>.
- [48] R. T. Rockafellar. *Convex Analysis*. Princeton University Press, 1970. doi:10.1515/9781400873173.
- [49] R. Sinkhorn and P. Knopp. Concerning nonnegative matrices and doubly stochastic matrices. *Pacific Journal of Mathematics*, 21:343–348, 1967. doi:10.2140/pjm.1967.21.343.
- [50] A. Ramdas, N. Trillos, and M. Cuturi. On Wasserstein two-sample testing and related families of nonparametric tests. *Entropy*, 19(2):47, 2017. doi:10.3390/e19020047.
- [51] A. Genevay, L. Chizat, F. R. Bach, M. Cuturi, and G. Peyré. Sample Complexity of Sinkhorn Divergences. In *International Conference on Artificial Intelligence and Statistics*, 2018.
- [52] J. Feydy, T. Séjourné, F.-X. Vialard, S. Amari, A. Trounev, and G. Peyré. Interpolating between optimal transport and MMD using sinkhorn divergences. In *The 22nd International Conference on Artificial Intelligence and Statistics*, pages 2681–2690. PMLR, 2019.
- [53] J. Feydy. *Geometric data analysis, beyond convolutions*. PhD thesis, Université Paris-Saclay Gif-sur-Yvette, France, 2020.
- [54] J. Freeman and D. Skapura. *Neural Networks: Algorithms, Applications, and Programming Techniques*. Addison-Wesley Computation and Neural Systems Series. Addison-Wesley, 1991. URL <https://books.google.it/books?id=06dQAAAMAAJ>.
- [55] H. D. Plaen, M. Fanuel, and J. A. K. Suykens. Wasserstein exponential kernels. In *2020 International Joint Conference on Neural Networks (IJCNN)*. IEEE, 2020. doi:10.1109/ijcnn48605.2020.9207630.
- [56] A. Paszke, S. Gross, F. Massa, A. Lerer, J. Bradbury, G. Chanan, T. Killeen, Z. Lin, N. Gimeshain, L. Antiga, A. Desmaison, A. Kopf, E. Yang, Z. DeVito, M. Raison, A. Tejani, S. Chilamkurthy, B. Steiner, L. Fang, J. Bai, and S. Chintala. PyTorch: An Imperative Style, High-Performance Deep Learning Library. In *Advances in Neural Information Processing Systems 32*, pages 8024–8035. Curran Associates, Inc., 2019. URL <http://papers.nips.cc/paper/9015-pytorch-an-imperative-style-high-performance-deep-learning-library.pdf>.
- [57] S. Giere, T. Iliescu, V. John, and D. Wells. SUPG reduced order models for convection-dominated convection-diffusion-reaction equations. *Computer Methods in Applied Mechanics and Engineering*, 289:454–474, 2015. doi:10.1016/j.cma.2015.01.020.
- [58] P. Bogacki and L. F. Shampine. A 3(2) pair of Runge - Kutta formulas. *Applied Mathematics Letters*, 2:321–325, 1989. doi:10.1016/0893-9659(89)90079-7.
- [59] Y. Cho and L. Saul. Kernel Methods for Deep Learning. In Y. Bengio, D. Schuurmans, J. Laferty, C. Williams, and A. Culotta, editors, *Advances in Neural Information Processing Systems*, volume 22. Curran Associates, Inc., 2009. URL [https://proceedings.neurips.cc/paper\\_files/paper/2009/file/5751ec3e9a4feab575962e78e006250d-Paper.pdf](https://proceedings.neurips.cc/paper_files/paper/2009/file/5751ec3e9a4feab575962e78e006250d-Paper.pdf).
- [60] K. Weiss, T. M. Khoshgoftar, and D. Wang. A survey of transfer learning. *Journal of Big data*, 3(1):1–40, 2016. doi:10.1186/s40537-016-0043-6.
- [61] S. Sinha, S. Ebrahimi, and T. Darrell. Variational adversarial active learning. In *Proceedings of the IEEE/CVF International Conference on Computer Vision*, pages 5972–5981, 2019. doi:10.1109/ICCV.2019.00607.
- [62] F. Bernard, A. Iollo, and S. Riffaud. Reduced-order model for the BGK equation based on POD and optimal transport. *Journal of Computational Physics*, 373:545–570, 2018. doi:<https://doi.org/10.1016/j.jcp.2018.07.001>.

## APPENDIX A. NN ARCHITECTURES

This section summarizes the neural network architectures used for the kPOD backward map approximation. In Tables 5 and 6, we outline the architectures for the convolutional and the feedforward autoencoder, respectively. We recall that the input and output dimensions for a convolutional layer can be calculated using the following formulas:

$$H^{l+1} = \frac{H^l - F + 2P_0}{S_0} + 1 \quad \text{and} \quad W^{l+1} = \frac{W^l - F + 2P_1}{S_1} + 1$$

where  $(H^l, W^l)$  and  $(H^{l+1}, W^{l+1})$  are the input and output dimensions,  $F$  is the filter size,  $S = (S_0, S_1)$  is the stride, and  $P = (P_0, P_1)$  is the padding.

Similarly, the input and output dimensions for a transpose convolutional (deconvolutional) layer can be calculated using the following formulas:

$$H^{l+1} = S_0 \times (H^l - 1) + F - 2P_0 \quad \text{and} \quad W^{l+1} = S_1 \times (W^l - 1) + F - 2P_1.$$

In particular, the input to the first convolutional layer is such that  $H^1 \cdot W^1 = N_h$  which is the number of dofs for the problem at hand.

In the feedforward architecture, dropout regularization is employed to avoid overfitting and enhance the model's generalization capability.

TABLE 5. Convolutional Autoencoder Architecture

Module	Layer	Input Size	Output Size	Activation	Stride	Padding
Encoder	Conv1	$n_b \times 1 \times H^1 \times W^1$	$n_b \times 8 \times H^2 \times W^2$	✓	$2 \times 2$	$1 \times 1$
	Conv2	$n_b \times 8 \times H^2 \times W^2$	$n_b \times 16 \times H^3 \times W^3$	✓	$2 \times 2$	$1 \times 1$
	Conv3	$n_b \times 16 \times H^3 \times W^3$	$n_b \times 32 \times H^4 \times W^4$	✓	$2 \times 2$	$1 \times 1$
	Conv4	$n_b \times 32 \times H^4 \times W^4$	$n_b \times 64 \times H^5 \times W^5$	✓	$2 \times 2$	$1 \times 1$
	Flatten	$n_b \times 64 \times H^5 \times W^5$	$n_b \times (64 \cdot H^5 \cdot W^5)$	✗	-	-
	FC1	$n_b \times (64 \cdot H^5 \cdot W^5)$	$n_b \times k$	✓	-	-
Decoder	FC_out1	$n_b \times k$	$n_b \times (256)$	✓	-	-
	FC_out2	$n_b \times 256$	$n_b \times (64 \cdot H^6 \cdot W^6)$	✓	-	-
	Unflatten	$n_b \times (64 \cdot H^6 \cdot W^6)$	$n_b \times 64 \times H^6 \times W^6$	✗	-	-
	ConvT1	$n_b \times 64 \times H^6 \times W^6$	$n_b \times 32 \times H^7 \times W^7$	✓	$2 \times 2$	$1 \times 1$
	ConvT2	$n_b \times 32 \times H^7 \times W^7$	$n_b \times 16 \times H^8 \times W^8$	✓	$2 \times 2$	$1 \times 1$
	ConvT3	$n_b \times 16 \times H^8 \times W^8$	$n_b \times 8 \times H^9 \times W^9$	✓	$2 \times 2$	$1 \times 1$
	ConvT4	$n_b \times 8 \times H^{10} \times W^{10}$	$n_b \times 1 \times H^1 \times W^1$	✗	$1 \times 1$	$1 \times 1$

TABLE 6. Fully Connected Feedforward Autoencoder Architecture

Module	Layer	Input Size	Output Size	Activation
Encoder	FC1	$n_b \times N_h$	$n_b \times 64$	✓
	FC2	$n_b \times 64$	$n_b \times 128$	✓
	FC3	$n_b \times 128$	$n_b \times 256$	✓
	FC4	$n_b \times 256$	$n_b \times 256$	✓
	FC5	$n_b \times 256$	$n_b \times 128$	✓
	FC6	$n_b \times 128$	$n_b \times 64$	✗
	FC7	$n_b \times 64$	$n_b \times k$	✗
Decoder	FC_out1	$n_b \times k$	$n_b \times 64$	✓
	FC_out2	$n_b \times 64$	$n_b \times 128$	✓
	FC_out3	$n_b \times 128$	$n_b \times 256$	✓
	FC4_out4	$n_b \times 256$	$n_b \times 256$	✓
	FC5_out5	$n_b \times 256$	$n_b \times 128$	✓
	FC_out6	$n_b \times 128$	$n_b \times 64$	✗
	FC_out7	$n_b \times 64$	$n_b \times N_h$	✗