

Handwritten image augmentation

Mahendran N
IIT Tirupati

mahendranNNM@gmail.com

Abstract

In this paper, we introduce Handwritten augmentation, a new data augmentation for handwritten character images. This method focuses on augmenting handwritten image data by altering the shape of input characters in training. The proposed handwritten augmentation is similar to position augmentation, color augmentation for images but a deeper focus on handwritten characters. Handwritten augmentation is data-driven, easy to implement, and can be integrated with CNN-based optical character recognition models. Handwritten augmentation can be implemented along with commonly used data augmentation techniques such as cropping, rotating, and yields better performance of models for handwritten image datasets developed using optical character recognition methods. Our source code will be available on GitHub.

1. Introduction

Digitization impacts multiple fields by transforming infrastructure and providing solutions through technology. With access to technologies, digital world can provide incremental economic growth [29]. Technologies used for developing applications for online payments, ordering and also making historical data accessible. Due to this pandemic, there is an increase in mobile usage, online bank transactions, online purchases [1,4,18]. Businesses are providing services through internet finding new ways to expand like inclusion of 3D view of houses in application for real estate, grocery delivery [14,15,34]. Existing businesses has to be transformed digitally in order to prevent drastic reduction in sales and debt repayments to bank [17]. When some existing businesses comes online, the historic data has to be made online. Historic data refers to hard copy comprising of applications, letters and any official information used offline by the company. Business serving regionally may have the documents in their own language. The existing work has to be digitized and the conversion is executed using optical character recognition techniques. Optical character recognition (OCR) is essential to read paper documents and

make computers understand them. When such businesses are taken online, they can serve for the regions wherever the internet is available. At the same time, businesses have to scan and read their regional languages.

Optical character recognition system has been in use since 1940s. OCR have been used for typed, handwritten characters. These systems were used for historic data conversion. Then in 1979s the performance and response time were improvised in systems and software were developed for commercial purposes and used till 2000s. The use of systems were to convert historic data into binary format and read metal printed text. Problems faced were non standard fonts, printing the noise [21]. Innovations in current decade paves the way for machine learning OCR models. In recent times, OCR systems are used beyond handwritten character recognition such as document reader, signature verification in banks, forgery detection, vehicle identification. OCR system uses software which does recognition tasks [8]. Current OCR methods include algorithmic technique [28], machine learning techniques such as nearest neighbour, support vector machine [10], neural networks [26]. These techniques can recognize multiple characters [9], multiple fonts [5,20,30], multiple size [32] and even signature verification [26]. Current OCR systems methods can even read multiple languages and understand them. Across languages, there are handwritten documents and printed documents. The handwritten characters are different for each language. Thus to provide a common augmentation technique is difficult without knowing the characteristics of handwriting. To develop a better augmentation technique for handwritten data, we need to know about the signature verification systems.

Signature verification is process used in banks to detect forgery. Signature verification is based on strokes in the character. The characters in signature are not properly aligned. These verification systems uses strokes. Every character is formed by more than one stroke. These strokes differ for each person according to apparent pen pressure, curvature of the stroke, stroke thickness, stroke width and stroke intensity [10,16,26,27]. These methods are used in forensic, banks for eliminating forgeries. Veri-

fication of signature is executed by using various methods like template matching [26], algorithms and traditional deep learning models [2]. Signature does have language but the verification systems serve across languages and detecting forgery. Understanding how the signature is detected and verified can help in learning about the handwriting. Signature is made up of characters which are out of proper structures. Character is made up of strokes. Developing augmentation technique for handwritten characters will be easier if the strokes are augmented.

There are certain data augmentation techniques are developed for specific purposes [25]. Such data augmentations can be used to improve the performance of the model. We propose a similar approach to develop data augmentation technique for handwritten characters. Data augmentation plays an important role in generalizing the model and improve the performance of the model. Datasets comes in various shapes and sizes. There are structured and unstructured datasets. Unstructured dataset contains incomplete data, noisy data. For larger datasets even though the dataset is not properly structured, the model can perform better. For example, Google trillion word corpus improved the text-to-speech and text-based models. The corpus consists of unstructured, unfiltered data with errors [12]. The other smaller datasets uses data augmentation techniques to improvise the performance of model and also to generalize the model. Recent advancements also uses GANs for mimicking the dataset. In machine learning, there are very less properly documented datasets in regarding to handwritten images. Currently MNIST comprising of digits [22], KMNIST comprising of kuzushiji Japanese characters [6] and extended MNIST containing English alphabets are well documented datasets which are in use multiple research purposes [7]. There are multilingual OCR systems similarly there has to be generalized augmentation technique for handwritten characters [3, 24].

The proposed augmentation technique can be used across languages for any handwritten image datasets. In this paper, we will train our own OCRNet to perform rudimentary classification for all the datasets. Then the proposed augmentation techniques are implemented to dataset while training and results are obtained. Tabulated results contain test accuracy for the datasets used using all the above augmentation techniques for comparison.

2. Literature Review

Data augmentation for images helps in training a better accurate model. Data augmentation reduces overfitting by developing more generalized model. Especially for smaller dataset where overfitting may occur. Overfitting can also be reduced by methods like regularization, dropout. Dropout [33] drops the node from the neural network with their connections. Similar to dropout, there is dropblock

and dropconnect. Dropblock [11] removes a complete block of nodes in neural network. Dropconnect [36] changes a randomly selected subset of weights within the network to zero. There are batch normalization which stabilize learning of neural network. There are transfer learning which can learn from the pretrained model after tuning certain parameters for a problem. These techniques increases the accuracy of the model reduces overfitting and making the neural network learn better.

Traditional data augmentation techniques for images consists of rotation, shear, flipping. There are color augmentation techniques [19, 31] which are used for improvising model accuracy in image datasets. Medical datasets uses specialized techniques for improving accuracy. As medical datasets are crucial and most of the datasets are private, it is important to develop a better model. Generative adversarial networks (GAN) are used in data augmentation techniques to develop closely related dataset. GAN is used in medical imaging [13, 23] for better improvised models than traditional data augmentation. Xiao et al. [38] proposed a data driven augmentation technique in segmentation of images of human skin which can offer better results than the normal technique. Thus data based augmentation techniques can provide better performance of the model. The proposed approach focuses only on handwritten dataset.

Earlier signature verification are used for forensic purposes for forgery detection. Currently signature is used for personal verification in banks, order delivery conformation and verifying identity in institutions [16]. Handwritten signatures are verified by various methods including template matching, dynamic time warping, support vector machine, [10, 26]. Alajrami et al. proposes neural network for verification of signature [2]. Using selective attention, Xiao et al. [37] propose a neural network based signature verification.

3. Handwritten analysis

Handwritten characters consists of one or more strokes. Strokes are basic defined units on which the characters are developed. Strokes have certain length, direction, curve which are relative to the other strokes in a character. Strokes are widely used for signature verification based on pressure, velocity of each stroke. Each language have set of strokes and every person write those strokes in different way in their handwriting. This is the core function in verification of signature. Figure 1 represents the strokes used in English and Japanese letters. Strokes used for each Japanese letters ranges from 1 to 30 strokes [35]. Thus it is important to consider the formation of letters while developing a deep learning model. From the handwritten digit dataset MNIST and Japanese kuzushiji MNIST dataset, we clearly observe the representation of stroke are thicker for certain letters.

Some strokes are thin due to the varying style of handwriting to user. This acts as hindrance for model to provide much accurate analysis. The thickness and curvature aspect of strokes in letters are taken into consideration for the proposed approach.

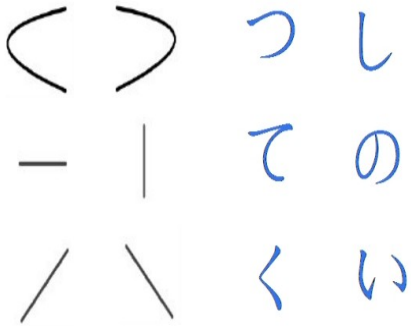


Figure 1. Image represents strokes involved in developing a character. English letter strokes are represented in black and Japanese MNIST strokes are represented in blue.

The motivation behind handwritten augmentation lies in increasing the accuracy of the model. Visually representation of the MNIST dataset, there exists certain characters where strokes should be continuous are separated. And certain characters contains less strokes when compare to original character.

4. Handwritten data augmentation

Strokes in the characters provide the distinctive view for a letter. Thus we try to focus on developing a variety of stroke changes in the letter. The proposed augmentation alter the strokes. The strokes in turn alter the handwritten dataset. From the existing approaches, changes noted in signature verification software are thickness, curvature, and pressure. We incorporate the thickness aspect of the stroke in augmentation. The proposed augmentation method on handwritten character consists of thickening, thin, elongating and erasing the part of character strokes. This section elaborates the process and uses of the proposed data augmentation.

4.1. ThickOCR

ThickOCR is a type of augmentation where the existing strokes become bolder after this method. There are two mode in this method ‘complete’ and ‘random’. ThickOCR method scans the pixel matrix of the PIL Image from top to bottom. Scanning is done from left to right and also from right to left for each row in the pixel matrix. In the process,

the empty pixel existing before the character is altered according to the upcoming pixel with a random reduction of value in limit $(0,k)$. The experiments are taken with k value as 10. This method is for ThickOCR ‘complete’ mode. The reduction of pixel value is done in order to develop a pixel which merges with the character. For ‘random’ mode each row in pixel matrix is scanned with a probability of 0.2. ‘Random’ selects random rows and thickens the character pixel in those rows. Whereas ‘complete’ makes pixels in all the rows thicker. Figure represents the proposed ThickOCR method for all the dataset.

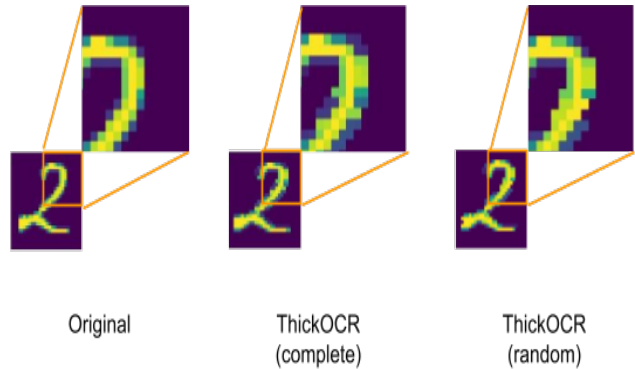


Figure 2. Figure represents the proposed ThickOCR augmentation technique where the character of the image become bold. The two types of ThickOCR are random and complete. The effect of two methods is shown.

4.2. ThinOCR

ThinOCR method is similar to ThickOCR but it erases the border character pixels to look thin. ThinOCR scan similar to ThickOCR as each row in pixel matrix is scanned from left to right and right to left. It replace the first character pixel to the current empty pixel on both the sides. ThinOCR has two mode random and complete. Complete executes for all the rows on pixel matrix. Random mode executes ThinOCR with probability of 0.2.

4.3. ElongateOCR

ElongateOCR method copies the part of the image. Expansion happens only for a single row or column resulting in a character that stays within the pixel matrix. ElongateOCR method has two methods which can work on two axis horizontally x-axis or vertically y-axis. In x-axis the entire row is duplicated and for y-axis the entire column is duplicated. Figure 4 represents the elongate on x-axis and y-axis.

4.4. LineEraseOCR

LineEraseOCR method erases a row or column of the resultant pixel matrix. LineEraseOCR has two modes x and y.

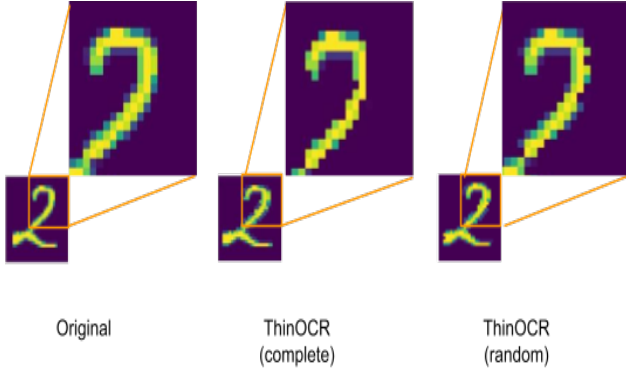


Figure 3. ThinOCR augmentation technique is represented in this figure. Two methods of ThinOCR namely random and complete affects the data is shown.

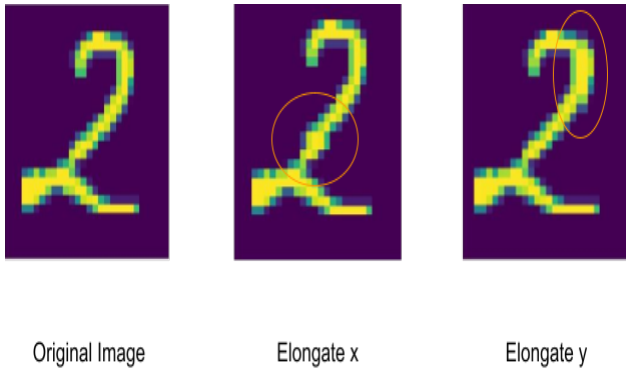


Figure 4. This figure represents the effect of ElongateOCR method. From the left: Original image from dataset, the elongated image along x-axis, the image elongated on y-axis. The circle on the image represents the change in dataset.

If mode is 'x', then rows are chosen and when the mode is 'y' columns are chosen randomly. The entire row/column is erased from the original image. LineEraseOCR does not alter the meaning of the image. From the figure 5, we can see that the KMNIST dataset augmented using LineEraseOCR does not entirely remove the stroke. This augmentation method removes only one row/column of the image preserving the definition of the character.

5. Experimentation

In this section, we evaluate the OCRNet for its capability to improve the performance of trained model on multiple tasks. We first study the datasets used, followed by the setup used for experimenting the proposed methods and then the experimented results on three chosen datasets.

Dataset - The dataset used are MNIST, EMNIST and KMNIST. A short detail about the dataset is added below.

MNIST - Modified National Institute of Standards and

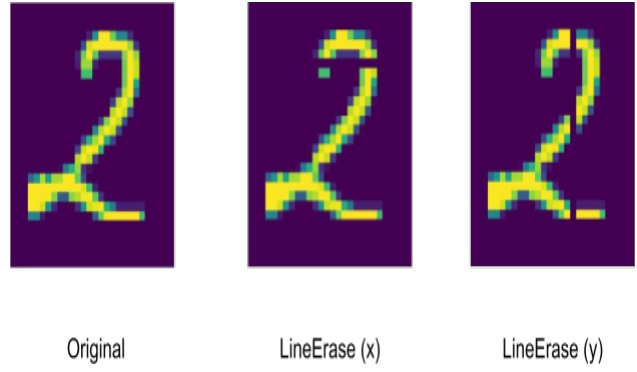


Figure 5. From the left: Original image in the MNIST dataset, LineEraseOCR performed on x-axis, LineEraseOCR performed on y-axis of the image.

Technology dataset consists of handwritten digits used widely in research fields. This dataset contains 60000 training and 10000 test grayscale images of 28x28 pixel size. This MNIST is constructed from a NIST database consisting of handwritten digits. The dataset contains 10 classes of digits from 0 to 9.

KMNIST - This is the Kuzushiji MNIST database which contains handwritten Japanese characters adapted from the Kuzushiji database. This dataset is claimed to be the drop-in replacement for MNIST dataset. Similar to MNIST dataset, this dataset contains 28x28 pixel gray scale images of 70000 in total. The dataset contains 10 classes of Japanese characters and the training set consists of 60000 images and testing set consists of 10000 test images.

EMNIST - This is an English MNIST dataset containing English alphabets. The dataset offers various categories of data. We use EMNIST letters dataset, containing 37 classes, is a mix of digits and alphabets in the class. Within alphabets there is a mix of small letter and capital letter alphabets. The dataset used with bymerge condition of letters and digits consisting of 387,361 training images and 23,941 testing images.

Experimental setup For testing the three augmentation methods, we run experiments on well documented datasets MNIST, Kuzhiji MNIST, EMNIST. All experiments run for 30 epochs at a learning rate of 0.0005 using 50 as batch size. The highest accuracy test accuracy at all epochs is reported as the best score.

The augmentation is performed on the input dataset with 50% probability. The augmented dataset is fed into the neural network for classification. We name this neural network as OCRNet with 2 convolutional layers paired with a max pool layer followed by a fully connected layer. This neural network is used for comparison purposes. One can replace the network with any network of their choice for performing classification. The detailed network is described below.

OCRNet

1. Conv with 10 channels and stride of 1 with ReLU activation.
2. Max pooling with window size of 2.
3. Conv with 20 channels and stride of 1 with ReLU activation.
4. Max pooling with a window size of 2.
4. Fully connected layer with an output according to dataset.

For calculating the loss, we use cross entropy loss function. Models are trained with Adam optimizer using the learning rate as 0.001. Pytorch without GPU is used to train the model as the CPU itself is fast which needs around 2 minute per epoch.

The ThickOCR have the probability of 0.5% on input dataset and the ThinOCR also have a probability of 0.5% on input dataset. In general the proposed data augmentation methods affect 50% of the image datasets during training.

5.1. Experiments on MNIST

The experiment results are tabulated for MNIST dataset in Table 1. The proposed augmentation method lags behind the baseline model in terms of performance. Among them the LineEraseOCR method with x-axis have the test accuracy very close to the baseline model. The baseline for MNIST dataset provided an accuracy of 99.15% and the dropout have not been effective in the model since it is a small 3 layer model and dropping the nodes in the layer affects the model output. Among the proposed data augmentation methods ElongateOCR(y axis) is the least performed model. And the ElongateOCR among x axis performed better than the y-axis elongation. The ThickOCR(random) and ThinOCR(complete) provides the same accuracy of 98.99%. Whereas the ThickOCR(complete) performance is just above the least accurate model. The ThinOCR(random) and LineEraseOCR(x-axis) are the two model which performance is close to the baseline OCRNet model. The proposed data augmentation methods for MNIST is getting closer to the baseline model.

5.2. Experiments on Kuzushiji MNIST

The experiments on Japanese character dataset called as KMNIST is tabulated. Table 2 shows the augmentation method on KMNIST dataset. The proposed augmentation techniques have performed better than the baseline model. ElongateOCR method have better test accuracy than the other methods.

5.3. Experiments on EMNIST dataset

Unlike the MNIST and KMNIST datasets, EMNIST dataset consists of 37 classes. The results of the experiment is tabulated in Table 3. Augmentation 'None' represents the baseline OCRNet model.

Augmentation	Test Accuracy (%)
None	99.15
+Dropout [33]	97.25
+ThickOCR(random)	98.99
+ThickOCR(complete)	98.93
+ThinOCR(random)	99.00
+ThinOCR(complete)	98.99
+LineEraseOCR(x-axis)	99.08
+LineEraseOCR(y-axis)	98.89
+ElongateOCR(x/horizontal)	98.92
+ElongateOCR(y/vertical)	98.87

Table 1. Test accuracy(%) on the handwritten image augmentation methods using MNIST dataset.

Augmentation	Test Accuracy(%)
None	91.48
+Dropout [33]	69.04
+ThickOCR(random)	91.81
+ThickOCR(complete)	91.82
+ThinOCR(random)	92.04
+ThinOCR(complete)	91.61
+LineEraseOCR(x-axis)	91.72
+LineEraseOCR(y-axis)	91.66
+ElongateOCR(x/horizontal)	92.19
+ElongateOCR(y/vertical)	92.11

Table 2. Test accuracy (%) on the handwritten image augmentation methods using kuzushiji MNIST dataset.

Augmentation	Test Accuracy (%)
None	77.99
+Dropout [33]	60.59
+ThickOCR(random)	80.67
+ThickOCR(complete)	80.85
+ThinOCR(random)	81.19
+ThinOCR(complete)	85.03
+LineEraseOCR(x-axis)	85.84
+LineEraseOCR(y-axis)	85.31
+ElongateOCR(x/horizontal)	78.66
+ElongateOCR(y/vertical)	66.55

Table 3. Test accuracy(%) on the handwritten image augmentation methods using EMNIST dataset.

The proposed data augmentation methods are developing better accurate models. The data augmentation methods proposed does not change the meaning of the dataset. With minor change in the handwritten character, the neural network can learn better. Similar to the people handwriting, the same letter is written different by two people.

Based on the pen pressure, their style, the curve they make in each stroke of the character, the stroke length, angle everything changes as notified by the signature verification systems. This proposed augmentation technique bring the similar strategy without altering the character entirely and can develop a better dataset.

ThickOCR, ThinOCR, LineErasingOCR and ElongateOCR methods are applied to only 50% of the dataset similar to Dropout. This results in performance increase. We change the effect of augmentation on the image to know whether the performance of the model changes. The accuracy of the model does change according this effect but it is negligible when compared to the performance of the default method. This is further discussed in next section.

6. Discussion

In this section, we compare the proposed method with the in-depth analysis and the dependence of our results based on values chosen for the method. From the above experiments, the handwritten data augmentation technique works well for handwritten datasets without language barrier. Although it doesnot exceed the performance of the base model for MNIST dataset, the test accuracy is increased by 7.85% for EMNIST model using the proposed method. We observe that the performance increase in all types of data augmentation methods proposed for KMNIST and EMNIST datasets.

The existing data augmentation method on image datasets like cropping, rotating and flipping does increase the accuracy on images. However the handwritten image dataset is different. Even Though the color augmentation affect the accuracy when the scanning process is taken in less brightness areas, the augmentation for handwritten datasets has to be performed where the changes are seen within the class of the data i.e., on the strokes with respect to handwritten datasets. The proposed four augmentation methods improvise the accuracy of the models. The probability chosen to implement the method on dataset is similar to the dropout [33] method. In dropout, the default probability of the method affecting the neural network is 0.5. When the dropout method is called, it drops 50% of its nodes from the neural network with their connections. The proposed augmentation techniques works in the same way. When the augmentation method is called, it only augments 50% of the images from the dataset. Similarly, in ThickOCR and ThinOCR augmentation, the 'complete' mode implements on all the rows. Whereas the random mode implements rows randomly with a probability value. In default configuration, the probability of rows affected by the methods in random is set to 0.5. We researched the effectiveness of the model by changing the value to 0.2. Only 20% of the rows in pixel matrix got augmented with the ThickOCR/ThinOCR method. The resultant accuracy is seen in

Table 4. The model performance is increased with a negligible value when the image is least affected.

ThinOCR	Test accuracy(p=0.2)	Test accuracy(p=0.5)
MNIST	99.06	99.00
KMNIST	92.20	92.04
EMNIST	81.17	81.19

Table 4. Table represents the performance change when the probability of row augmented in each image changes. This table take ThinOCR method for experimentation with three datasets.

Figure 6,7 represents proposed augmentation methods on the three datasets of 10 images each. We consider a sample dataset from the three datasets MNIST, EMNIST and KMNIST to show the proposed augmentation methods. Each image is numbered for better representation. The images are split into five sets of three row each for specific methods. Top three rows represents the images with no augmentation with datasets MNIST, EMNIST and KMNIST i.e., from image 1 to image 30. Same images are augmented and represented in the following rows as image numbered from 31 to 150.

When the image datasets are seen pixel by pixel, we note that there exist noise in the images. The noise in the image appears before the character. So in order to eliminate the majority of noise the augmentation technique ThickOCR and ThinOCR is performed only if the pixel value is above a threshold value of 10. This threshold value eliminates most of the noise present in the images for all the dataset. There exists noise pixel above the threshold value which also included in the data augmentation as seen in image 59 and image 119 of Figure 6,7. For ThinOCR method, the image 27 from the KMNIST dataset has very thin stroke as seen in Figure 6. Even after ThinOCR augmentation, the strokes are not completely vanished. Our proposed method manages to perform augmentation without altering the meaning of the character as seen from image 87 of Figure 6.

LineEraseOCR augmentation erases the entire row of the pixel matrix in an image. Augmented dataset preserves the character as seen in image 114 of Figure 7. In the image, the LineEraseOCR is performed on the single stroke but the image character doesnot change. The proposed data augmentation for handwritten images does not contain adding noise as one of the method. If noise is added, the image 114 of Figure 7 will contains three strokes resulting in changing the meaning of the character and have high chances of misclassification. Other three proposed augmentations are visible whereas the ElongateOCR augmentation is not visible to naked eye. Very minor change is made to the dataset. Only a single row is chosen at random from the image and is duplicated. The effect can be seen in the images of Figure 4.

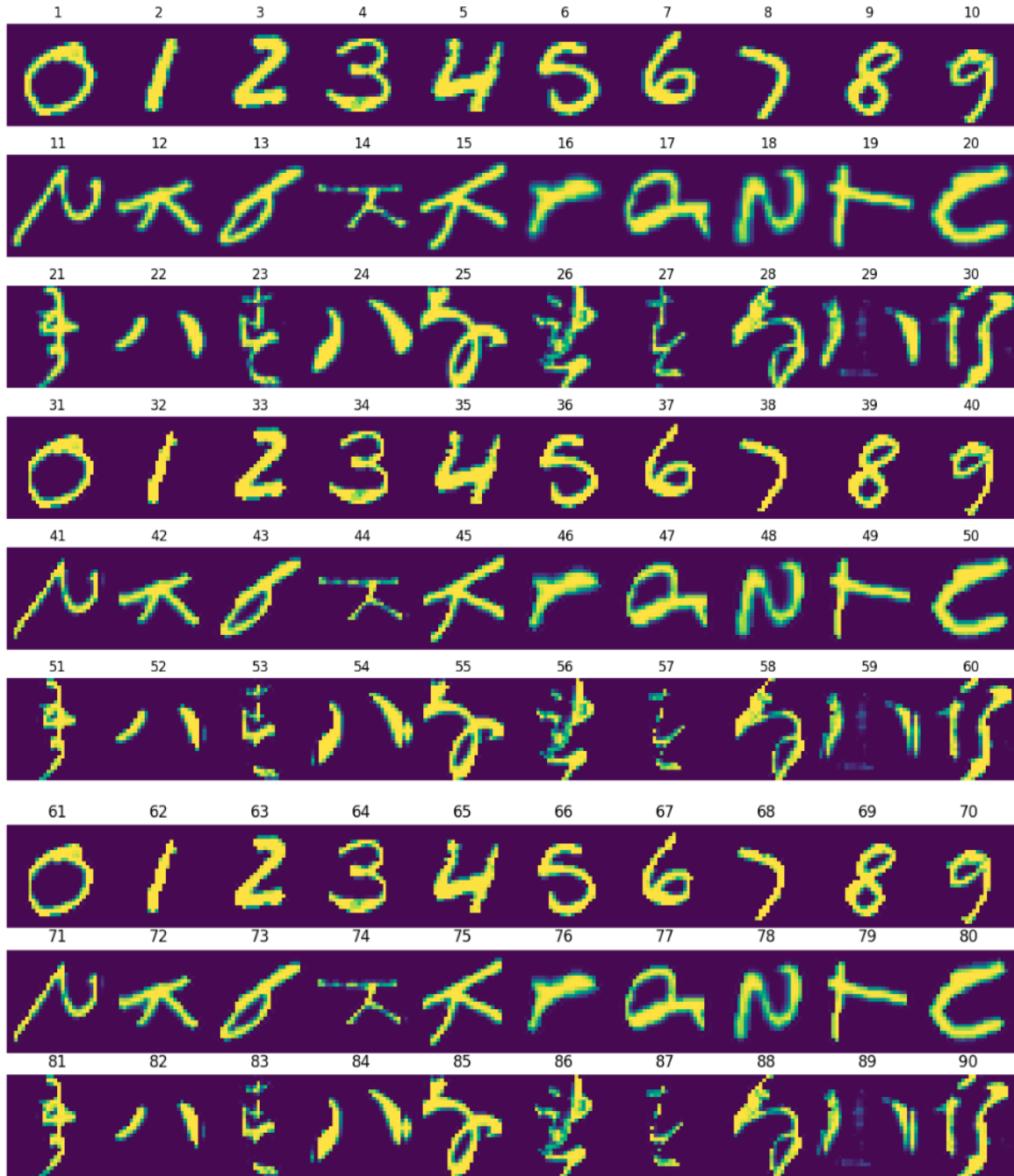


Figure 6. Figure represents the proposed two data augmentation methods for a sample dataset. The sample dataset consists of 10 image samples from each dataset used in this paper namely MNIST, EMNIST and KMNIST. Image 1-30 represents not augmented original dataset. Images from 31-60 represents ThickOCR augmentation and images from 61-90 represents ThinOCR augmentation

7. Limitations

The limitations of the proposed data augmentation method is that this works only for handwritten characters. Although the meaning of the dataset is not changed with the proposed augmentation techniques, there exists languages

which contains a single dot in the character. For example, in English the character 'i' has a dot representing the character. If the dataset contains a very small pixel area which represents the dot, there is a possibility of erasing the dot when ThinOCR or LineEraseOCR augmentation is done on the




Figure 7. Figure represents the proposed LineEraseOCR and ElongateOCR data augmentation methods for the sample dataset. Images from 91-120 represents LineEraseOCR augmented dataset and images from 120-150 represents ElongateOCR augmentation.

dot. This may result in changing the meaning of the character from 'i' to character 'l'. This limitation happens if the random value chosen by LineEraseOCR lies on the pixel. Although it affects the random image within the class, the effect can be negligible for huge datasets.

8. Conclusion

Data augmentation has been used to develop promising ways to increase the accuracy for classification tasks. The traditional augmentation technique is very effective in image datasets, other techniques like color augmentation, GANs looks promising. We experimented with our own simple way of developing close to similar handwritten image datasets which GANs can create easily if used for same purpose. In future with more documented datasets, it is possible to develop a better baseline classification model for handwritten datasets before tuning the parameters or implementing complex models.

References

- [1] U. Akram, M.T. Fülöp, A. Tiron-Tudor, D.I. Topor, and S. Căpușneanu. Impact of digitalization on customers' well-being in the pandemic period: Challenges and opportunities for the retail industry. *International Journal of Environmental Research and Public Health*, 18(14):7533, 2021. 1
- [2] E. Alajrami, B.A. Ashqar, B.S. Abu-Nasser, A.J. Khalil, M.M. Musleh, A.M. Barhoom, and S.S. Abu-Naser. Handwritten signature verification using deep learning. *International Journal of Academic Multidisciplinary Research (IJAMR)*, 3(12), 2020. 2
- [3] V.M. Aradhya, G.H. Kumar, and S Nousath. Multilingual ocr system for south indian scripts and english documents: An approach based on fourier transform and principal component analysis. *Engineering Applications of Artificial Intelligence*, 21(4):658–668, 2008. 2
- [4] C. Bai, M. Quayson, and J. Sarkis. Covid-19 pandemic digitization lessons for sustainable development of micro-and small-enterprises. *Sustainable Production and Consumption*, 2021. 1
- [5] V. Bharath and N.S. Rani. A font style classification system

- for english ocr. *In 2017 International Conference on Intelligent Computing and Control (I2C2)*, pages 1–5, 2017. 1
- [6] T. Clanuwat, M. Bober-Irizar, A. Kitamoto, A. Lamb, K. Yamamoto, and D. Ha. Deep learning for classical japanese literature. *arXiv preprint arXiv:1812.01718*, 2018. 2
- [7] G. Cohen, S. Afshar, J. Tapson, and A. Van Schaik. Emnist: Extending mnist to handwritten letters. *In 2017 International Joint Conference on Neural Networks (IJCNN)*, pages 2921–2926, 2017. 2
- [8] C.A. de Mello and R.D. Lins. A comparative study on ocr tools. *In Vision Interface*, 99:224–231, 1999. 1
- [9] K. Elagouni, C. Garcia, F. Mamalet, and P. Sébillot. Combining multi-scale character recognition and linguistic knowledge for natural scene text ocr. *IAPR International Workshop on Document Analysis Systems*, pages 120–124, 2012. 1
- [10] K. Franke, O. Bunnemeyer, and T. Sy. Ink texture analysis for writer identification. *In Proceedings Eighth International Workshop on Frontiers in Handwriting Recognition*, pages 268–273, 2002. 1, 2
- [11] G. Ghiasi, T.Y. Lin, and Q.V. Le. Dropblock: A regularization method for convolutional networks. *arXiv preprint arXiv:1810.12890*, 2018. 2
- [12] A. Halevy, P. Norvig, and F. Pereira. The unreasonable effectiveness of data. *IEEE Intelligent Systems*, 24(2):8–12, 2009. 2
- [13] C. Han, L. Rundo, R. Araki, Y. Furukawa, G. Mauri, H. Nakayama, and H. Hayashi. Infinite brain mr images: Pggan-based data augmentation for tumor detection. *In Neural approaches to dynamics of signal exchanges*, pages 291–303, 2020. 2
- [14] J Hillen. Online food prices during the covid-19 pandemic. *Agribusiness*, 37(1):91–107, 2021. 1
- [15] J.E. Hobbs. Food supply chains during the covid-19 pandemic. *Canadian Journal of Agricultural Economics*, 68(2):171–176, 2020. 1
- [16] D. Impedovo and G. Pirlo. Automatic signature verification: The state of the art. *IEEE Transactions on Systems, Man, and Cybernetics, Part C (Applications and Reviews)*, 38(5):609–635, 2008. 1, 2
- [17] M. Indriastuti and K. Fuad. Impact of covid-19 on digital transformation and sustainability in small and medium enterprises (smes): A conceptual framework. *In Conference on Complex, Intelligent, and Software Intensive Systems*, pages 471–476, 2020. 1
- [18] R. Katz, J. Jung, and F. Callorda. Can digitization mitigate the economic damage of a pandemic? evidence from sars. *Telecommunications Policy*, 44(10):102044, 2020. 1
- [19] N.E. Khalifa, M. Loey, and S. Mirjalili. A comprehensive survey of recent trends in deep learning for digital images augmentation. *Artificial Intelligence Review*, pages 1–27, 2021. 2
- [20] S. La Manna, A.M. Colia, and A. Sperduti. Optical font recognition for multi-font ocr and document processing. *In Proceedings. Tenth International Workshop on Database and Expert Systems Applications*, pages 549–553, 1999. 1
- [21] F. LeBourgeois. Robust multifont ocr system from gray level images. *In Proceedings of the Fourth International Conference on Document Analysis and Recognition*, 1:1–5, 1997. 1
- [22] Y. LeCun, L. Bottou, Y. Bengio, and P. Haffner. Gradient-based learning applied to document recognition. *Proceedings of the IEEE*, 86(11):2278–2324, 1998. 2
- [23] A. Madani, M. Moradi, A. Karargyris, and T. Syeda-Mahmood. Chest x-ray generation and data augmentation for cardiovascular abnormality classification. *In Medical Imaging 2018: Image Processing*, 10574, 2018. 2
- [24] M. Mathew, A.K. Singh, and C.V. Jawahar. Multilingual ocr for indic scripts. *In 2016 12th IAPR Workshop on Document Analysis Systems (DAS)*, pages 186–191, 2016. 2
- [25] Z. Mushtaq, S.F. Su, and Q.V. Tran. Spectral images based environmental sound classification using cnn with meaningful data augmentation. *Applied Acoustics*, 172:107581, 2021. 2
- [26] A. Pansare and S. Bhatia. Handwritten signature verification using neural network. *International Journal of Applied Information Systems*, 1(2):44–49, 2012. 1, 2
- [27] V. Pervouchine and G. Leedham. Extraction and analysis of forensic document examiner features used for writer identification. *Pattern Recognition*, 40(3):1004–1013, 2007. 1
- [28] M.T. Qadri and M. Asif. Automatic number plate recognition system for vehicle identification using optical character recognition. *In 2009 International Conference on Education Technology and Computer*, pages 335–338, 2009. 1
- [29] K. Sabbagh, R. Friedrich, B. El-Darwiche, M. Singh, S.A.N.D.E.E.P. Ganediwalla, and R.A.U.L. Katz. Maximizing the impact of digitization. *The global information technology report*, pages 121–133, 2012. 1
- [30] N. Samadiani and H. Hassanpour. A neural network-based approach for recognizing multi-font printed english characters. *Journal of Electrical Systems and Information Technology*, 2(2):207–218, 2015. 1
- [31] C. Shorten and T.M. Khoshgoftaar. A survey on image data augmentation for deep learning. *Journal of Big Data*, 6(1):1–48, 2019. 2
- [32] F. Slimane, R. Ingold, and J. Hennebert. Icdar2017 competition on multi-font and multi-size digitally represented arabic text. *In 2017 14th IAPR International Conference on Document Analysis and Recognition (ICDAR)*, 1:1466–1472, 2017. 1
- [33] N. Srivastava, G. Hinton, A. Krizhevsky, I. Sutskever, and R. Salakhutdinov. Dropout: a simple way to prevent neural networks from overfitting. *The journal of machine learning research*, 15(1):1929–1958, 2014. 2, 5, 6
- [34] M.Z. Sulaiman, M.N.A. Aziz, M.H.A. Bakar, N.A. Halili, and M.A. Azuddin. Matterport: virtual tour as a new marketing approach in real estate business during pandemic covid-19. *In Proceedings of the International Conference of Innovation in Media and Visual Design (IMDES 2020) Atlantis Press*, pages 221–226, 2020. 1
- [35] K. Tamaoka and G. Altmann. Mathematical modelling for japanese kanji strokes in relation to frequency, asymmetry and readings. *Glottometrics*, 10:16–29, 2005. 2
- [36] L. Wan, M. Zeiler, S. Zhang, Y. Le Cun, and R. Fergus. Regularization of neural networks using dropconnect. *In Inter-*

national conference on machine learning, pages 1058–1066, 2013. 2

- [37] X.H. Xiao and G. Leedham. Signature verification by neural networks with selective attention. *Applied Intelligence*, 11(2):213–223, 1999. 2
- [38] Y. Xiao, E. Decencière, S. Velasco-Forero, H. Burdin, T. Bornschlögl, F. Bernerd, E. Warrick, and T. Baldeweck. A new color augmentation method for deep learning segmentation of histological images. *In 2019 IEEE 16th International Symposium on Biomedical Imaging (ISBI 2019)*, pages 886–890, 2019. 2